



CETECOM ICT Services is now

CTC | **advanced**
member of RWTÜV group

TEST REPORT

Test Report No.: 1-1238/16-02-12-A



Testing Laboratory

CTC advanced GmbH

Untertürkheimer Straße 6 – 10

66117 Saarbrücken/Germany

Phone: + 49 681 5 98 - 0

Fax: + 49 681 5 98 - 9075

Internet: <http://www.ctcadvanced.com>

e-mail: mail@ctcadvanced.com

Accredited Testing Laboratory:

The testing laboratory (area of testing) is accredited according to DIN EN ISO/IEC 17025 (2005) by the Deutsche Akkreditierungsstelle GmbH (DAkkS). The accreditation is valid for the scope of testing procedures as stated in the accreditation certificate with the registration number: D-PL-12076-01-01

Area of Testing: Acoustics

Applicant

Mitel Deutschland GmbH

Zeughofstr. 1

10997 Berlin/Deutschland

Phone: +49 30 6104-0

Contact: Andreas Papke

e-mail: andreas.papke@mitel.com

Phone: +49 43 11 69 65 20

Fax:

Manufacturer

Mitel Deutschland GmbH

Zeughofstr. 1

10997 Berlin/Deutschland

Test standard/s

CS-03 Part V, Issue 9,
Amendment 1

Part V: Requirements and Test Methods for Magnetic Output from Handset;
Telephones for Hearing Aid Coupling

Product

Kind of product: Mitel 600 DECT Phone (3rd Gen)

Product name: Mitel 632d v2



This test report is electronically signed and valid without handwritten signature. The public keys can be requested at the test laboratory to verify the electronic signatures.

Test Report authorised:

Test performed:

Oleg Fallmann

Jörg Langer

Radio Communications & EMC

Radio Communications & EMC

1 Table of contents

1	Table of contents	2
2	General information	3
3	Test standard/s	3
4	Test environment.....	4
5	Test laboratories sub-contracted	4
6	Test setup.....	5
7	Information about product.....	6
8	Summary of measurement results	7
9	Detailed Test Results	8
10	Test equipment and ancillary equipment used for tests	22
11	Observations	23
Annex A	Photographs of the test set-up.....	24
Annex B	Photographs of the EUT.....	26
Annex C	Document history	28
Annex D	Further information	28

2 General information

2.1 Notes and disclaimer

The test results of this test report relate exclusively to the test item specified in this test report. CETECOM ICT Services GmbH does not assume responsibility for any conclusions and generalizations drawn from the test results with regard to other specimens or samples of the type of the equipment represented by the test item. The test report may only be reproduced or published in full. Reproduction or publication of extracts from the report requires the prior written approval of CETECOM ICT Services GmbH.

The testing service provided by CETECOM ICT Services GmbH has been rendered under the current "General Terms and Conditions for CETECOM ICT Services GmbH". CETECOM ICT Services GmbH will not be liable for any loss or damage resulting from false, inaccurate, inappropriate or incomplete product information provided by the customer.

Under no circumstances does the CETECOM ICT Services GmbH test report include any endorsement or warranty regarding the functionality, quality or performance of any other product or service provided.

Under no circumstances does the CETECOM ICT Services GmbH test report include or imply any product or service warranties from CETECOM ICT Services GmbH, including, without limitation, any implied warranties of merchantability, fitness for purpose, or non-infringement, all of which are expressly disclaimed by CETECOM ICT Services GmbH.

All rights and remedies regarding vendor's products and services for which CETECOM ICT Services GmbH has prepared this test report shall be provided by the party offering such products or services and not by CETECOM ICT Services GmbH.

In no case this test report can be considered as a Letter of Approval.

This test report is electronically signed and valid without handwritten signature. For verification of the electronic signatures, the public keys can be requested at the testing laboratory.

This test report replaces the test report with the number 1-1238/16-02-12 and dated 2017-02-15

2.2 Application details

Date of receipt of order:	2016-09-28
Date of receipt of test item:	2017-02-06
Start of test:	2017-02-06
End of test:	2017-02-08
Person(s) present during the test:	Mr. Papke, Mr. Gonschorrek

3 Test standard/s

Test standard	Version	Test standard description
CS-03 Part V, Issue 9, Amendment 1	2009-01	Part V: Requirements and Test Methods for Magnetic Output from Handset; Telephones for Hearing Aid Coupling

4 Test environment

Temperature:	18-28°C
Relative humidity content:	40-80%
Atmospheric pressure:	813-1063hPa
Power supply:	230 V / 50 Hz

5 Test laboratories sub-contracted

6 Test setup

6.1 Used Artificial Ears

Test Head Type 1:

Ear Type 1: IEC 60318	✓
Ear Type 3.2: IEC 60711 + Simplified Pinna Simulator (High Leakage)	
Ear Type 3.2: IEC 60711 + Simplified Pinna Simulator (Low Leakage)	

HATS (Head and Torso Simulator):

Ear Type 3.3: IEC 60711 + Pinna simulator (anatomically shaped)	
Ear Type 3.4: IEC 60711 + Pinna simulator (simplified anatomically shaped)	

6.2 Used Audio Codec(s)

Narrowband:

G.711 a-law	
G.711 u-law	
G.726	✓
G.729	

Wideband:

G.722	
G.729.1	

7 Information about product

7.1 Test item (equipment under test – EUT)

Kind of product:	Mitel 600 DECT Phone (3rd Gen)
Tested item:	Mitel 632d v2
Serial number:	170118-16
Hardware version:	beta
Software version:	7.0 SP4_2_try_and_2dB_Step7
Additional information:	

8 Summary of measurement results

<input checked="" type="checkbox"/>	No deviations from the technical specifications were ascertained
<input type="checkbox"/>	There were deviations from the technical specifications ascertained

8.1 CS-03 Part V Requirements Table

No	Test description	Reference CS-03 Part V	Selected	Verdict
1	Axial Field intensity	4.1.2	✓	PASS
2	Radial Field intensity	4.1.3	✓	PASS
3	Magnetic Field Intensity Frequency Response	4.1.4	✓	PASS
4	Telephone Receive Volume Control	5.1	✓	PASS
	Total			PASS

9 Detailed Test Results

Status Overview

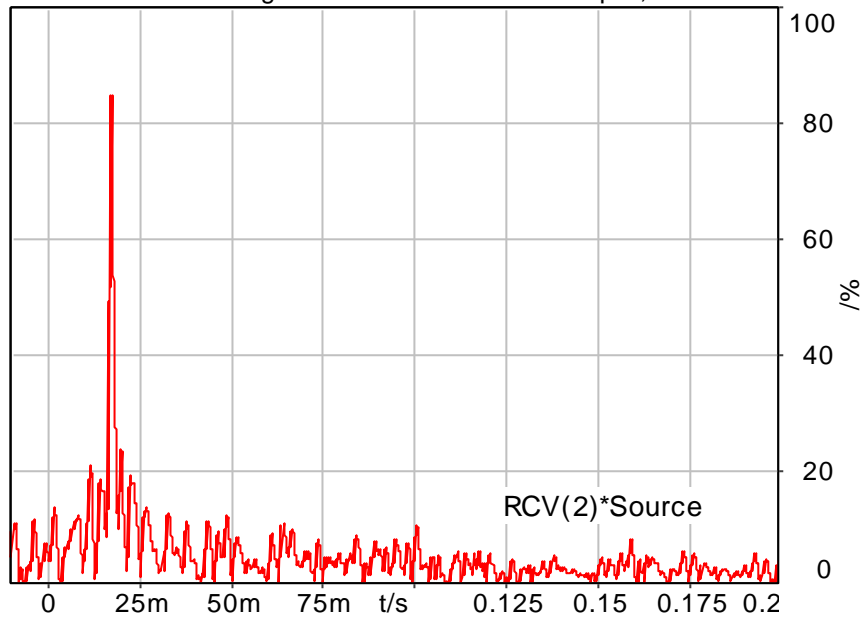
SMD	Status	Single Value Description	Single Value
Delay in Receiving Direction	Done	Delay (Cross) [ms]	17.44
Reference Measurement 0 dBPa Vol: 3/7	Done	Level [dBPa]. 0	0.32
Ref_Gain	Done	Calculated Value	-1.00
4.1.2 Axial Field Intensity	Ok	Level [dB (A/m)]. 0	-15.65
4.1.3 Radial Field Intensity 0 Degree	Ok	Level [dB (A/m)]. 0	-25.18
4.1.3 Radial Field Intensity 90 Degree	Ok	Level [dB (A/m)]. 0	-26.30
4.1.3 Radial Field Intensity 180 Degree	Ok	Level [dB (A/m)]. 0	-25.39
4.1.3 Radial Field Intensity 270 Degree	Ok	Level [dB (A/m)]. 0	-17.35
4.1.4.1 Magnetic Field Response ≥ -19 dB	Ok	Max. Peak value [dB (A/m)]. 2390.6 Hz	-30.89
5.1a Telephone receive Volume Control (unamplified) Vol: 3/7	Done	RLR [dB]	45.91
5.1b Telephone receive Volume Control (maximum)	Done	RLR [dB]	31.73
5.1c Calculating maximum Gain	Ok	Calculated Value	14.18

Reference Measurement 0 dBPa.	11
Ref_Gain.	12
4.1.2 Axial Field Intensity.	13
4.1.3 Radial Field Intensity 0 Degree.	14
4.1.3 Radial Field Intensity 90 Degree.	15
4.1.3 Radial Field Intensity 180 Degree.	16
4.1.3 Radial Field Intensity 270 Degree.	17
4.1.4.1 Magnetic Field Response ≥ -19 dB.	18
5.1a Telephone receive Volume Control (unamplified).	19
5.1b Telephone receive Volume Control (maximum).	20
5.1c Calculating maximum Gain.	21

Delay in Receiving Direction.

HAC for VoIP Phones

Cross correlation avg. FFT Size:65536 Overlap:0,0% Envel



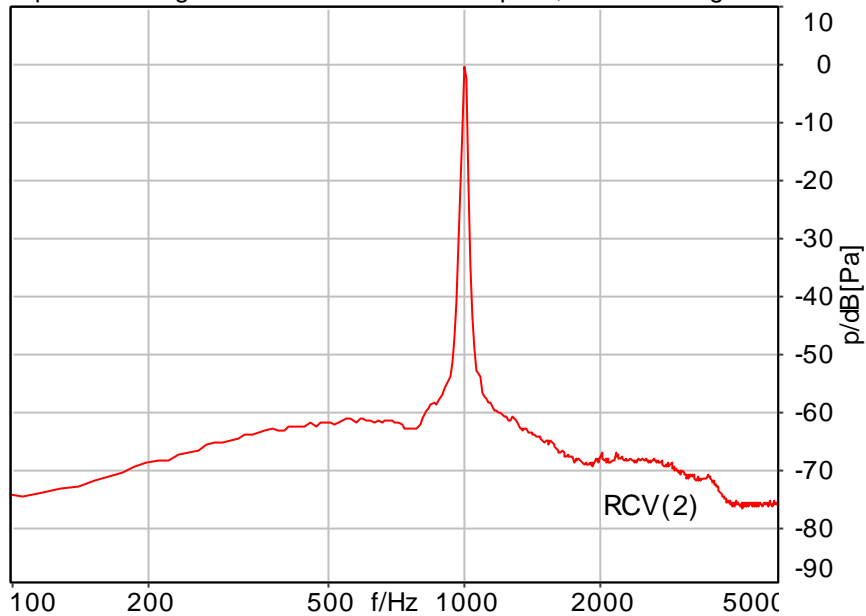
Delay (Cross): 17.4 ms

Reference Measurement 0 dBPa.

HAC for VoIP Phones

Vol: 3/7

Spectrum avg. FFT Size:4096 Overlap:50,0% Hanning



Level RCV(2): 0.32 dBPa

Ref_Gain.

HAC for VoIP Phones

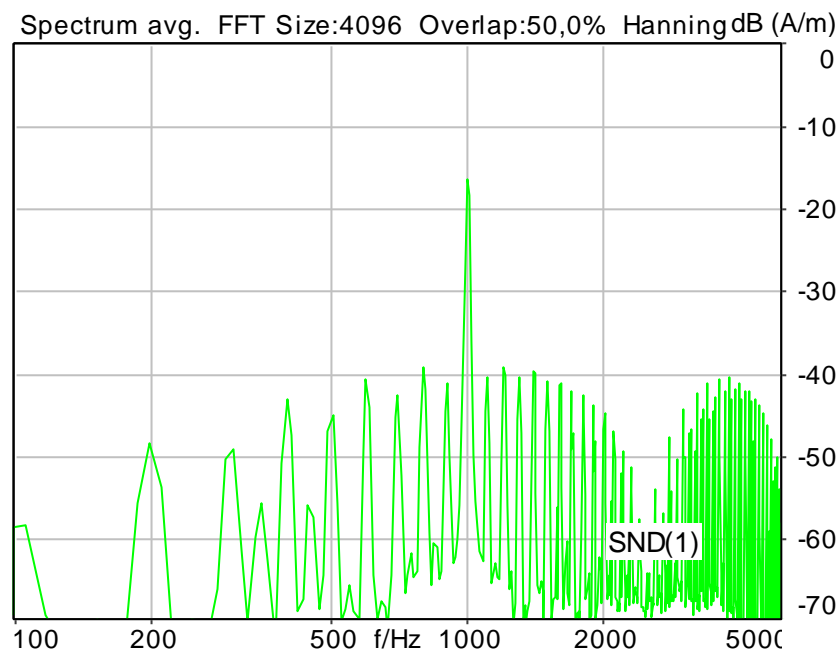
Correction

Ref_Gain	-1.000	2017-02-08	User defined	
----------	--------	------------	--------------	--

Ref_Gain

Calculated Value: -1.00

4.1.2 Axial Field Intensity.



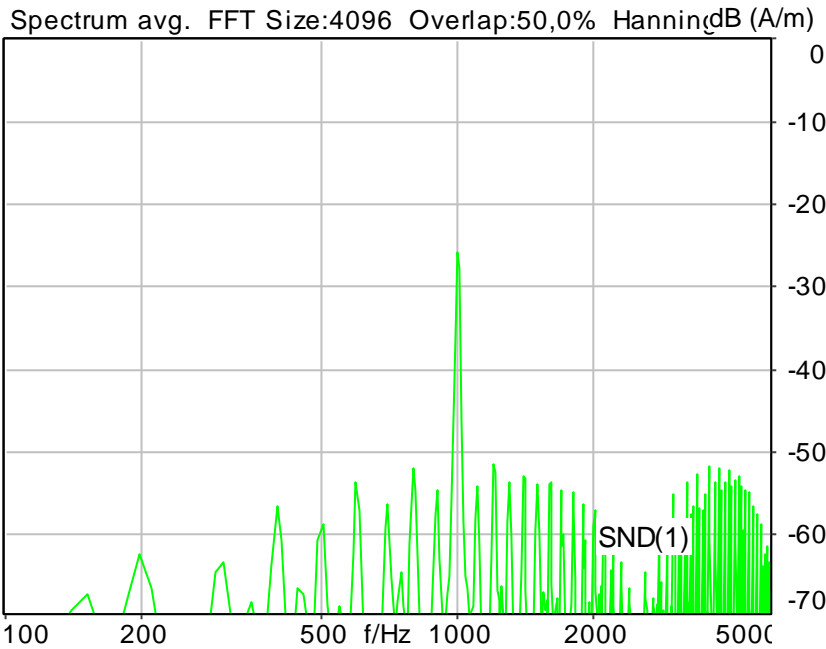
Level SND(1): -15.65 dB (A/m) Ok

Ok

Limits

	lower
Run 1	-22.00 dB (A/m)

4.1.3 Radial Field Intensity 0 Degree.



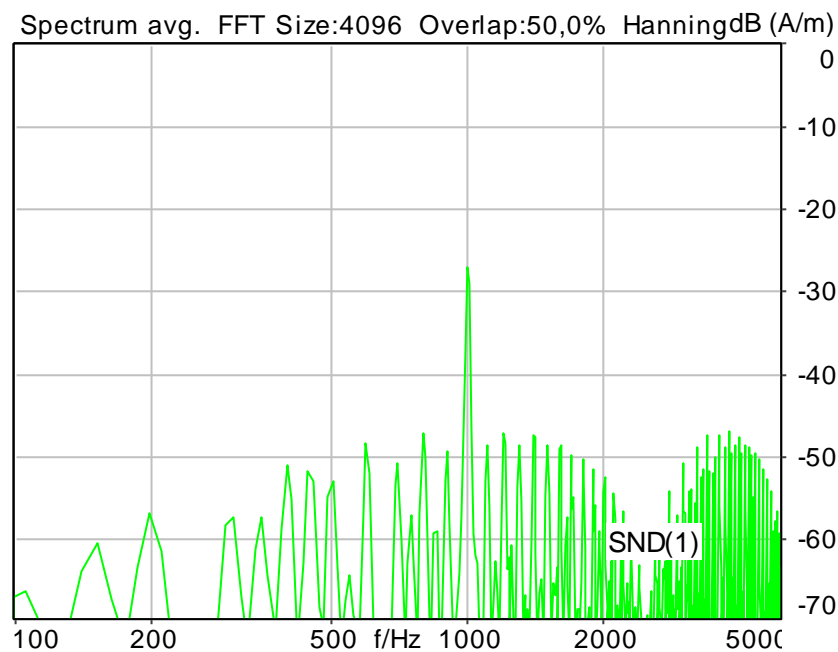
Level SND(1): -25.18 dB (A/m) Ok

Ok

Limits

	lower
Run 1	-27.00 dB (A/m)

4.1.3 Radial Field Intensity 90 Degree.



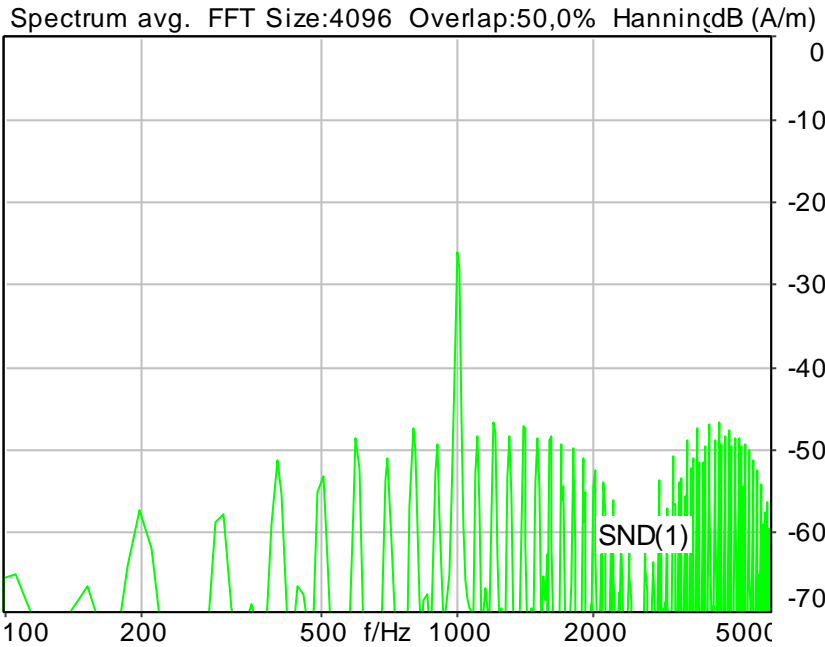
Level SND(1): -26.30 dB (A/m) Ok

Ok

Limits

	lower
Run 1	-27.00 dB (A/m)

4.1.3 Radial Field Intensity 180 Degree.



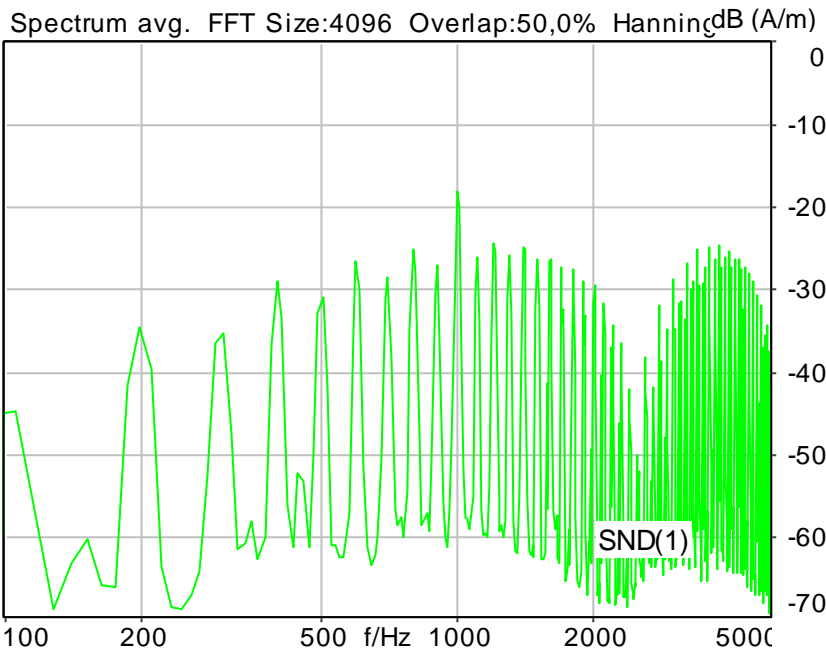
Level SND(1): -25.39 dB (A/m) Ok

Ok

Limits

	lower
Run 1	-27.00 dB (A/m)

4.1.3 Radial Field Intensity 270 Degree.



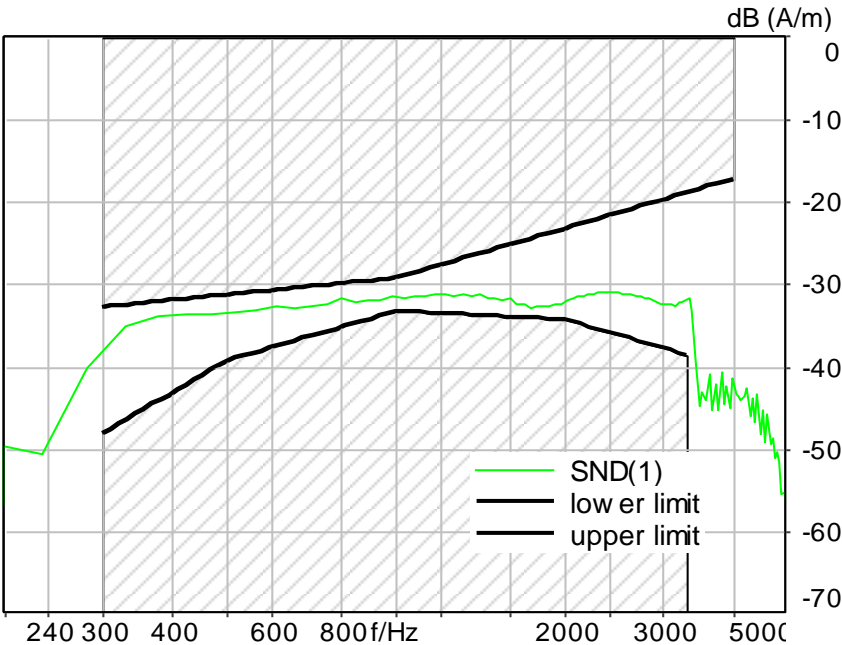
Level SND(1): -17.35 dB (A/m) Ok

Ok

Limits

	lower
Run 1	-27.00 dB (A/m)

4.1.4.1 Magnetic Field Response ≥ -19 dB.



Max. Peak value SND(1): -30.89 dB (A/m) at 2390.6 Hz Ok

Ok

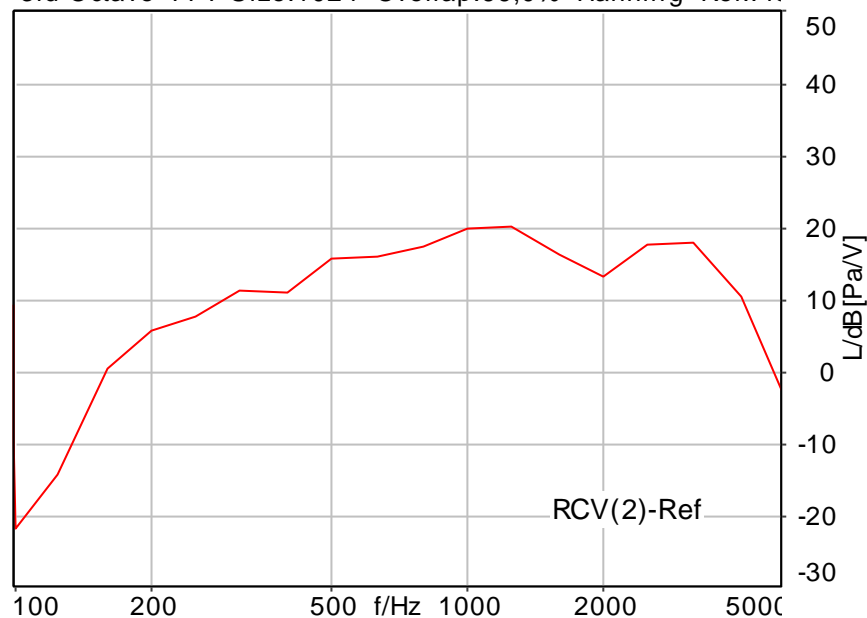
Limits

	upper
Run 1	0.00 dB

5.1a Telephone receive Volume Control (unamplified).

Vol: 3/7

3rd Octave FFT Size:1024 Overlap:66,0% Hanning Ref.: re



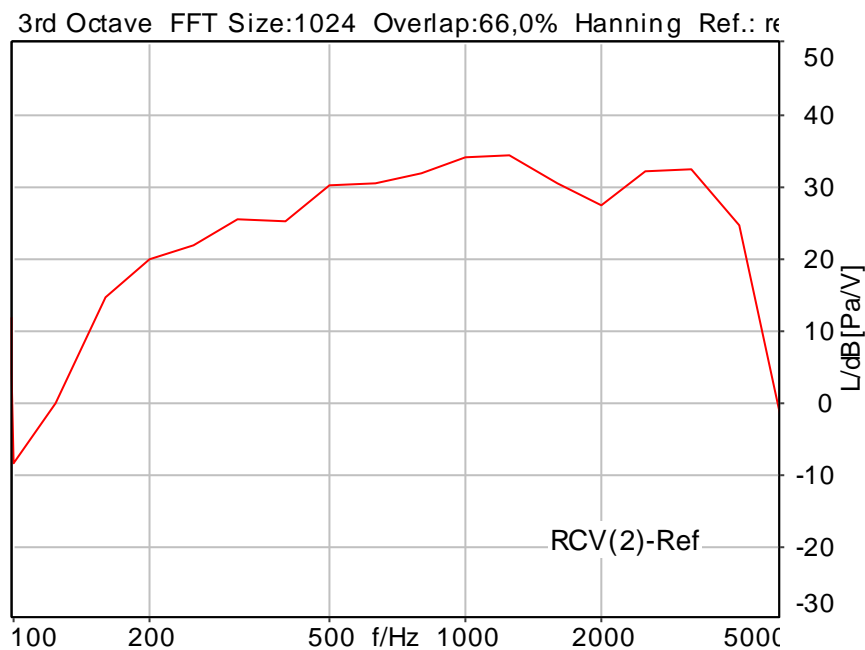
Correction

X+51

RLR: -5.09 dB

Corrected RLR: 45.91 dB

5.1b Telephone receive Volume Control (maximum).



Correction

X+51

RLR: -19.27 dB

Corrected RLR: 31.73 dB

5.1c Calculating maximum Gain.

Correction

HS_RLR_max_CS03	31.730 dB	2017-02-08	Measured	5.1b Telephone receive Volume Control (maximum)
HS_RLR_min_CS03	45.910 dB	2017-02-08	Measured	5.1a Telephone receive Volume Control (unamplified)

HS_RLR_min_CS03 - HS_RLR_max_CS03

Calculated Value: 14.18 Ok

Ok

Limits

	lower	upper
Run 1	12.00 dB	18.00 dB

10 Test equipment and ancillary equipment used for tests

Software:

No.	Name	Manufacturer	Version	ICT Number
1	ACQUA	HEADacoustics	3.0.110	300003467
2	HAE-BGN	HEADacoustics	2.1.100	300003820

Used software : 1

Hardware

No.	Description	Manufacturer	Type	ICT Number
1	Artificial mouth	B & K	4227	300000917
2	Testhead Type 1	B & K	4602	300000960
3	HATS	HEADacoustics	HMS II.3	300003469
4	Acoustic chamber	IAC	1205-A	300000950
5	Reference Microphone	B & K	2669 + 4134	400000101
6	Intern. Feeding bridge	ESP	ISB 1000	300000967
7	Calibrator	B & K	4231	300000970
8	Digital Equalizer	HEADacoustics	PEQ V	300003817
9	Digital Equalizer	HEADacoustics	PEQ V	300003818
10	Digital Equalizer	HEADacoustics	PEQ V	300003819
11	GSM/UMTS Simulator	R&S	CMU 200	300003346
12	Analog USB Front End	HEADacoustics	MFE VI.1	300003824
13	Digital Front End for VoIP	HEADacoustics	MFE VIII	400000362
14	Digital Front End for DECT	HEADacoustics	MFE X	300004015
15	HAC Probe - Axial	Communication Certification Laboratory	Model A-100	400001215-0000
16	HAC Probe - Radial	Communication Certification Laboratory	Model R-100	400001215-0001

Used components of test equipment : 1, 2, 4, 5, 7, 12, 14

11 Observations

No observations exceeding those reported with the single test cases have been made.

Annex A Photographs of the test set-up

Photo 1: Volume control measurement set-up



Photo 2: Volume control measurement set-up (close-up)



Photo 3: Axial field intensity measurement set-up



Photo 4: Radial field intensity measurement set-up (0 degree)



Annex B Photographs of the EUT

Photo 5: EUT front



Photo 6: EUT rear



Photo 7: EUT in parts



Annex C Document history

Version	Applied changes	Date of release
---	Initial release	2017-02-15
-A	Revision A -product description and model name changed This test report replaces the test report with the number 1-1238/16-02-12 and dated 2017-02-15	2017-03-15

Annex D Further information**Glossary**

EUT	-	Equipment Under Test
Inv. No.	-	Inventory number
N/A	-	not applicable
S/N	-	Serial Number
HW	-	Hardware
SW	-	Software
%	-	none