

## Annex C Photo documentation

Appendix to Test Report No.: 1-1238/16-02-16



### Testing Laboratory

#### **CTC advanced GmbH**

Untertürkheimer Straße 6 – 10

66117 Saarbrücken/Germany

Phone: + 49 681 5 98 - 0

Fax: + 49 681 5 98 - 9075

Internet: <http://www.ctcadvanced.com>

e-mail: [mail@ctcadvanced.com](mailto:mail@ctcadvanced.com)

#### **Accredited Test Laboratory:**

The testing laboratory (area of testing) is accredited according to DIN EN ISO/IEC 17025 (2005) by the Deutsche Akkreditierungsstelle GmbH (DAkkS)

The accreditation is valid for the scope of testing procedures as stated in the accreditation certificate with the registration number: D-PL-12076-01-01

Photo 1: Measurement System DASY 5




Photo 2: DUT Mitel 622d - front view




Photo 3: DUT Mitel 622d - side view



Photo 4: DUT Mitel 622d- rear view



Photo 5: DUT Mitel 622d - rear view without clip



Photo 6: DUT Mitel 622Dd- rear view without clip (opened)



Photo 7: DUT Mitel 622d - rear view without clip and battery (opened)



Photo 8: DUT Mitel 622d – label





Photo 9: Battery



Photo 10: Test position left hand touched (Mitel 622d)




Photo 11: Test position left hand touched (Mitel 622d)



Photo 12: Test position left hand touched (Mitel 622d)



Photo 13: Test position left hand tilted 15° (Mitel 622d)




Photo 14: Test position left hand tilted 15° (Mitel 622d)





Photo 15: Test position right hand touched (Mitel 622d)



Photo 16: Test position right hand touched (Mitel 622d)



Photo 17: Test position right hand touched (Mitel 622d)



Photo 18: Test position right hand tilted 15° (Mitel 622d)



Photo 19: Test position right hand tilted 15°(Mitel 622d)



Photo 20: Test body worn position front side (Mitel 622d)



Photo 21: Test body worn position rear side (Mitel 622d)



Photo 22: Test body worn position rear side (Mitel 622d) without clip



Photo 23: DUT Mitel 632d - front view



Photo 24: DUT Mitel 632d - side view





Photo 25: DUT Mitel 632d - rear view



Photo 26: DUT Mitel 632d - rear view (opened without clip)



Photo 27: DUT Mitel 632d - rear view (opened without clip and battery)



Photo 28: Battery



Photo 29: Test position left hand touched (Mitel 632d)




Photo 30: Test position left hand touched (Mitel 632d)



Photo 31: Test position left hand touched (Mitel 632d)




Photo 32: Test position left hand tilted 15° (Mitel 632d)




Photo 33: Test position left hand tilted 15° (Mitel 632d)



Photo 34: Test position right hand touched (Mitel 632d)






Photo 35: Test position right hand touched (Mitel 632d)



Photo 36: Test position right hand touched (Mitel 632d)




Photo 37: Test position right hand tilted 15° (Mitel 632d)




Photo 38: Test position right hand tilted 15° (Mitel 632d)



Photo 39: Test position body worn front side (Mitel 632d)



Photo 40: Test position body worn rear side (Mitel 632d)



Photo 41: Test position body worn rear side without clip (Mitel 632d)

