

# PROBE CALIBRATION CERTIFICATES

Calibration Laboratory of  
Schmid & Partner  
Engineering AG  
Zeughausstrasse 43, 8004 Zurich, Switzerland



S Schweizerischer Kalibrierdienst  
C Service suisse d'étalonnage  
S Servizio svizzero di taratura  
S Swiss Calibration Service

Accredited by the Swiss Accreditation Service (SAS)  
The Swiss Accreditation Service is one of the signatories to the EA  
Multilateral Agreement for the recognition of calibration certificates

Accreditation No.: SCS 0108

Client **BACL**

Certificate No: EX3-3619\_Sep17

## CALIBRATION CERTIFICATE

Object **EX3DV4 - SN:3619**

Calibration procedure(s) **QA CAL-01.v9, QA CAL-12.v9, QA CAL-14.v4, QA CAL-23.v5,  
QA CAL-25.v6  
Calibration procedure for dosimetric E-field probes**

Calibration date: **September 25, 2017**

This calibration certificate documents the traceability to national standards, which realize the physical units of measurements (SI).  
The measurements and the uncertainties with confidence probability are given on the following pages and are part of the certificate.

All calibrations have been conducted in the closed laboratory facility; environment temperature  $(22 \pm 3)^{\circ}\text{C}$  and humidity  $< 70\%$ .

Calibration Equipment used (M&T critical for calibration)

Primary Standards	ID	Cal Date (Certificate No.)	Scheduled Calibration
Power meter NRP	SN: 104778	04-Apr-17 (No. 217-02521/02522)	Apr-18
Power sensor NRP-Z91	SN: 103244	04-Apr-17 (No. 217-02521)	Apr-18
Power sensor NRP-Z91	SN: 103245	04-Apr-17 (No. 217-02525)	Apr-18
Reference 20 dB Attenuator	SN: S5277 (20x)	07-Apr-17 (No. 217-02528)	Apr-18
Reference Probe ES3DV2	SN: 3013	31-Dec-16 (No. ES3-3013_Dec16)	Dec-17
DAE4	SN: 660	7-Dec-16 (No. DAE4-660_Dec16)	Dec-17
Secondary Standards	ID	Check Date (in house)	Scheduled Check
Power meter E4419B	SN: GB41293874	06-Apr-16 (in house check Jun-16)	In house check: Jun-18
Power sensor E4412A	SN: MY41498087	06-Apr-16 (in house check Jun-16)	In house check: Jun-18
Power sensor E4412A	SN: 000110210	06-Apr-16 (in house check Jun-16)	In house check: Jun-18
RF generator HP 8648C	SN: US3642U01700	04-Aug-99 (in house check Jun-16)	In house check: Jun-18
Network Analyzer HP 8753E	SN: US37390585	18-Oct-01 (in house check Oct-16)	In house check: Oct-17

Calibrated by:	Name Michael Weber	Function Laboratory Technician	Signature 
Approved by:	Katja Pokovic	Technical Manager	
This calibration certificate shall not be reproduced except in full without written approval of the laboratory.			

Issued: September 25, 2017



Accredited by the Swiss Accreditation Service (SAS)

Accreditation No.: **SCS 0108**

The Swiss Accreditation Service is one of the signatories to the EA  
Multilateral Agreement for the recognition of calibration certificates

#### Glossary:

TSL	tissue simulating liquid
NORM <sub>x,y,z</sub>	sensitivity in free space
ConvF	sensitivity in TSL / NORM <sub>x,y,z</sub>
DCP	diode compression point
CF	crest factor (1/duty_cycle) of the RF signal
A, B, C, D	modulation dependent linearization parameters
Polarization $\phi$	$\phi$ rotation around probe axis
Polarization $\theta$	$\theta$ rotation around an axis that is in the plane normal to probe axis (at measurement center), i.e., $\theta = 0$ is normal to probe axis
Connector Angle	information used in DASY system to align probe sensor X to the robot coordinate system

#### Calibration is Performed According to the Following Standards:

- IEEE Std 1528-2013, "IEEE Recommended Practice for Determining the Peak Spatial-Averaged Specific Absorption Rate (SAR) in the Human Head from Wireless Communications Devices: Measurement Techniques", June 2013
- IEC 62209-1, "Measurement procedure for the assessment of Specific Absorption Rate (SAR) from hand-held and body-mounted devices used next to the ear (frequency range of 300 MHz to 6 GHz)", July 2016
- IEC 62209-2, "Procedure to determine the Specific Absorption Rate (SAR) for wireless communication devices used in close proximity to the human body (frequency range of 30 MHz to 6 GHz)", March 2010
- KDB 865664, "SAR Measurement Requirements for 100 MHz to 6 GHz"

#### Methods Applied and Interpretation of Parameters:

- NORM<sub>x,y,z</sub>: Assessed for E-field polarization  $\theta = 0$  ( $f \leq 900$  MHz in TEM-cell;  $f > 1800$  MHz: R22 waveguide). NORM<sub>x,y,z</sub> are only intermediate values, i.e., the uncertainties of NORM<sub>x,y,z</sub> does not affect the E<sup>2</sup>-field uncertainty inside TSL (see below ConvF).
- NORM( $f$ )<sub>x,y,z</sub> = NORM<sub>x,y,z</sub> \* frequency\_response (see Frequency Response Chart). This linearization is implemented in DASY4 software versions later than 4.2. The uncertainty of the frequency response is included in the stated uncertainty of ConvF.
- DCP<sub>x,y,z</sub>: DCP are numerical linearization parameters assessed based on the data of power sweep with CW signal (no uncertainty required). DCP does not depend on frequency nor media.
- PAR: PAR is the Peak to Average Ratio that is not calibrated but determined based on the signal characteristics
- A<sub>x,y,z</sub>; B<sub>x,y,z</sub>; C<sub>x,y,z</sub>; D<sub>x,y,z</sub>; VR<sub>x,y,z</sub>: A, B, C, D are numerical linearization parameters assessed based on the data of power sweep for specific modulation signal. The parameters do not depend on frequency nor media. VR is the maximum calibration range expressed in RMS voltage across the diode.
- ConvF and Boundary Effect Parameters: Assessed in flat phantom using E-field (or Temperature Transfer Standard for  $f \leq 800$  MHz) and inside waveguide using analytical field distributions based on power measurements for  $f > 800$  MHz. The same setups are used for assessment of the parameters applied for boundary compensation (alpha, depth) of which typical uncertainty values are given. These parameters are used in DASY4 software to improve probe accuracy close to the boundary. The sensitivity in TSL corresponds to NORM<sub>x,y,z</sub> \* ConvF whereby the uncertainty corresponds to that given for ConvF. A frequency dependent ConvF is used in DASY version 4.4 and higher which allows extending the validity from  $\pm 50$  MHz to  $\pm 100$  MHz.
- Spherical isotropy (3D deviation from isotropy): in a field of low gradients realized using a flat phantom exposed by a patch antenna.
- Sensor Offset: The sensor offset corresponds to the offset of virtual measurement center from the probe tip (on probe axis). No tolerance required.
- Connector Angle: The angle is assessed using the information gained by determining the NORM<sub>x</sub> (no uncertainty required).

# Probe EX3DV4

## SN:3619

Manufactured: July 3, 2007  
Calibrated: September 25, 2017

Calibrated for DASY/EASY Systems  
(Note: non-compatible with DASY2 system!)

## DASY/EASY - Parameters of Probe: EX3DV4 - SN:3619

### Basic Calibration Parameters

	Sensor X	Sensor Y	Sensor Z	Unc (k=2)
Norm ( $\mu\text{V}/(\text{V}/\text{m})^2$ ) <sup>A</sup>	0.46	0.37	0.39	$\pm 10.1\%$
DCP (mV) <sup>B</sup>	96.6	93.8	94.9	

### Modulation Calibration Parameters

UID	Communication System Name		A dB	B dB $\sqrt{\mu\text{V}}$	C	D dB	VR mV	Unc <sup>E</sup> (k=2)
0	CW	X	0.0	0.0	1.0	0.00	147.1	$\pm 3.0\%$
		Y	0.0	0.0	1.0		147.9	
		Z	0.0	0.0	1.0		137.9	

Note: For details on UID parameters see Appendix.

### Sensor Model Parameters

	C1 fF	C2 fF	$\alpha$ $\text{V}^{-1}$	T1 $\text{ms}\cdot\text{V}^{-2}$	T2 $\text{ms}\cdot\text{V}^{-1}$	T3 ms	T4 $\text{V}^{-2}$	T5 $\text{V}^{-1}$	T6
X	52.91	392.8	37.02	18.86	0.60	5.10	0.102	0.556	1.009
Y	52.72	397.3	37.78	12.52	1.50	5.03	0.000	0.617	1.009
Z	56.09	413.1	36.90	20.26	0.90	5.10	0.639	0.511	1.010

The reported uncertainty of measurement is stated as the standard uncertainty of measurement multiplied by the coverage factor  $k=2$ , which for a normal distribution corresponds to a coverage probability of approximately 95%.

<sup>A</sup> The uncertainties of Norm X,Y,Z do not affect the E<sup>2</sup>-field uncertainty inside TSL (see Pages 5 and 6).

<sup>B</sup> Numerical linearization parameter: uncertainty not required.

<sup>E</sup> Uncertainty is determined using the max. deviation from linear response applying rectangular distribution and is expressed for the square of the field value.

### Post Repair/Re-Calibration Verification

Date Received Back \_\_\_\_\_

Cal Cert/Sticker/Date OK? \_\_\_\_\_ Date \_\_\_\_\_

Functional Verification OK? \_\_\_\_\_ Date \_\_\_\_\_

Verifications By: \_\_\_\_\_

## DASY/EASY - Parameters of Probe: EX3DV4 - SN:3619

### Calibration Parameter Determined in Head Tissue Simulating Media

f (MHz) <sup>c</sup>	Relative Permittivity <sup>f</sup>	Conductivity (S/m) <sup>f</sup>	ConvF X	ConvF Y	ConvF Z	Alpha <sup>g</sup>	Depth <sup>g</sup> (mm)	Unc (k=2)
450	43.5	0.87	9.43	9.43	9.43	0.13	1.20	± 13.3 %
600	42.7	0.88	9.18	9.18	9.18	0.10	1.20	± 13.3 %
750	41.9	0.89	9.25	9.25	9.25	0.41	0.86	± 12.0 %
835	41.5	0.90	8.90	8.90	8.90	0.41	0.85	± 12.0 %
1750	40.1	1.37	7.37	7.37	7.37	0.40	0.90	± 12.0 %
1900	40.0	1.40	6.99	6.99	6.99	0.35	0.99	± 12.0 %
2450	39.2	1.80	6.59	6.59	6.59	0.43	0.82	± 12.0 %
2600	39.0	1.96	6.55	6.55	6.55	0.41	0.86	± 12.0 %
5250	35.9	4.71	4.60	4.60	4.60	0.35	1.80	± 13.1 %
5600	35.5	5.07	4.18	4.18	4.18	0.40	1.80	± 13.1 %
5800	35.3	5.27	4.19	4.19	4.19	0.40	1.80	± 13.1 %

<sup>c</sup> Frequency validity above 300 MHz of ± 100 MHz only applies for DASY v4.4 and higher (see Page 2), else it is restricted to ± 50 MHz. The uncertainty is the RSS of the ConvF uncertainty at calibration frequency and the uncertainty for the indicated frequency band. Frequency validity below 300 MHz is ± 10, 25, 40, 50 and 70 MHz for ConvF assessments at 30, 64, 128, 150 and 220 MHz respectively. Above 5 GHz frequency validity can be extended to ± 110 MHz.

<sup>f</sup> At frequencies below 3 GHz, the validity of tissue parameters ( $\epsilon$  and  $\sigma$ ) can be relaxed to ± 10% if liquid compensation formula is applied to measured SAR values. At frequencies above 3 GHz, the validity of tissue parameters ( $\epsilon$  and  $\sigma$ ) is restricted to ± 5%. The uncertainty is the RSS of the ConvF uncertainty for indicated target tissue parameters.

<sup>g</sup> Alpha/Depth are determined during calibration. SPEAG warrants that the remaining deviation due to the boundary effect after compensation is always less than ± 1% for frequencies below 3 GHz and below ± 2% for frequencies between 3-6 GHz at any distance larger than half the probe tip diameter from the boundary.

## DASY/EASY - Parameters of Probe: EX3DV4 - SN:3619

### Calibration Parameter Determined in Body Tissue Simulating Media

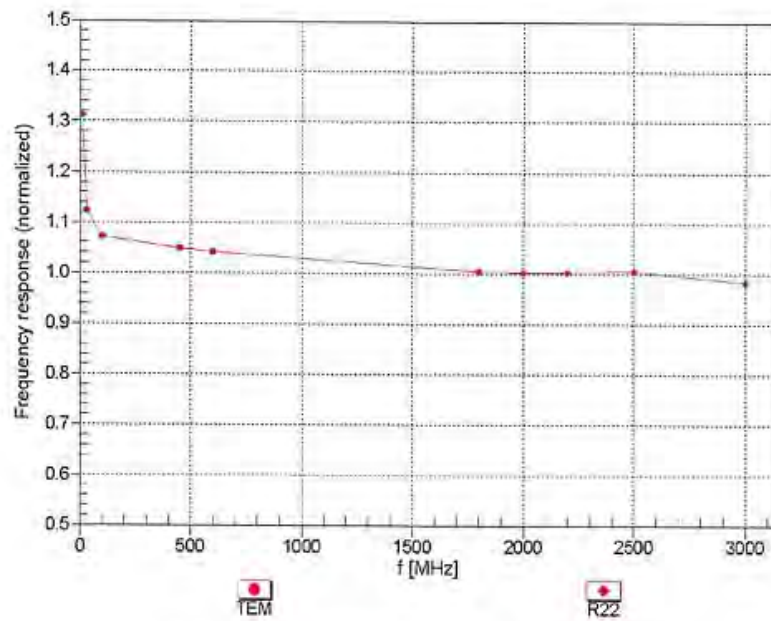
f (MHz) <sup>C</sup>	Relative Permittivity <sup>F</sup>	Conductivity (S/m) <sup>F</sup>	ConvF X	ConvF Y	ConvF Z	Alpha <sup>G</sup>	Depth <sup>G</sup> (mm)	Unc (k=2)
450	56.7	0.94	9.45	9.45	9.45	0.09	1.20	± 13.3 %
600	56.1	0.95	8.91	8.91	8.91	0.08	1.20	± 13.3 %
750	55.5	0.96	8.67	8.67	8.67	0.52	0.88	± 12.0 %
835	55.2	0.97	8.30	8.30	8.30	0.43	0.85	± 12.0 %
1750	53.4	1.49	7.28	7.28	7.28	0.36	0.85	± 12.0 %
1900	53.3	1.52	7.02	7.02	7.02	0.41	0.80	± 12.0 %
2450	52.7	1.95	6.73	6.73	6.73	0.25	0.89	± 12.0 %
2600	52.5	2.16	6.52	6.52	6.52	0.29	0.95	± 12.0 %
5250	48.9	5.36	4.28	4.28	4.28	0.35	1.90	± 13.1 %
5600	48.5	5.77	3.61	3.61	3.61	0.40	1.90	± 13.1 %
5800	48.2	6.00	4.00	4.00	4.00	0.40	1.90	± 13.1 %

<sup>C</sup> Frequency validity above 300 MHz of ± 100 MHz only applies for DASY v4.4 and higher (see Page 2), else it is restricted to ± 50 MHz. The uncertainty is the RSS of the ConvF uncertainty at calibration frequency and the uncertainty for the indicated frequency band. Frequency validity below 300 MHz is ± 10, 25, 40, 50 and 70 MHz for ConvF assessments at 30, 64, 128, 150 and 220 MHz respectively. Above 5 GHz frequency validity can be extended to ± 110 MHz.

<sup>F</sup> At frequencies below 3 GHz, the validity of tissue parameters ( $\epsilon$  and  $\sigma$ ) can be relaxed to ± 10% if liquid compensation formula is applied to measured SAR values. At frequencies above 3 GHz, the validity of tissue parameters ( $\epsilon$  and  $\sigma$ ) is restricted to ± 5%. The uncertainty is the RSS of the ConvF uncertainty for indicated target tissue parameters.

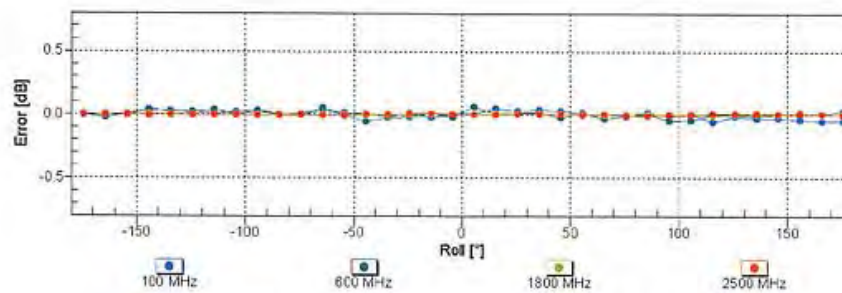
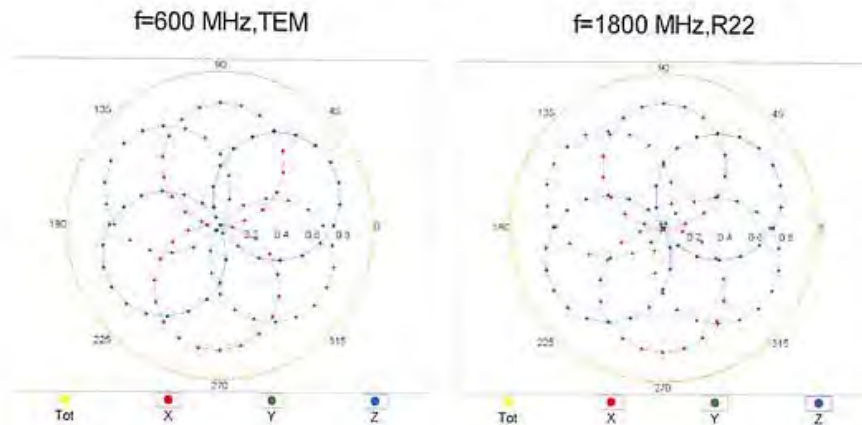
<sup>G</sup> Alpha/Depth are determined during calibration. SPEAG warrants that the remaining deviation due to the boundary effect after compensation is always less than ± 1% for frequencies below 3 GHz and below ± 2% for frequencies between 3-6 GHz at any distance larger than half the probe tip diameter from the boundary.

### Frequency Response of E-Field (TEM-Cell:ifi110 EXX, Waveguide: R22)



Uncertainty of Frequency Response of E-field:  $\pm 6.3\%$  ( $k=2$ )

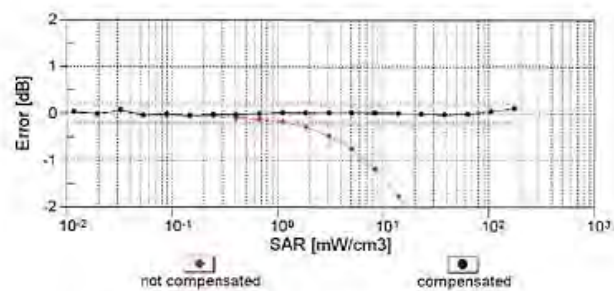
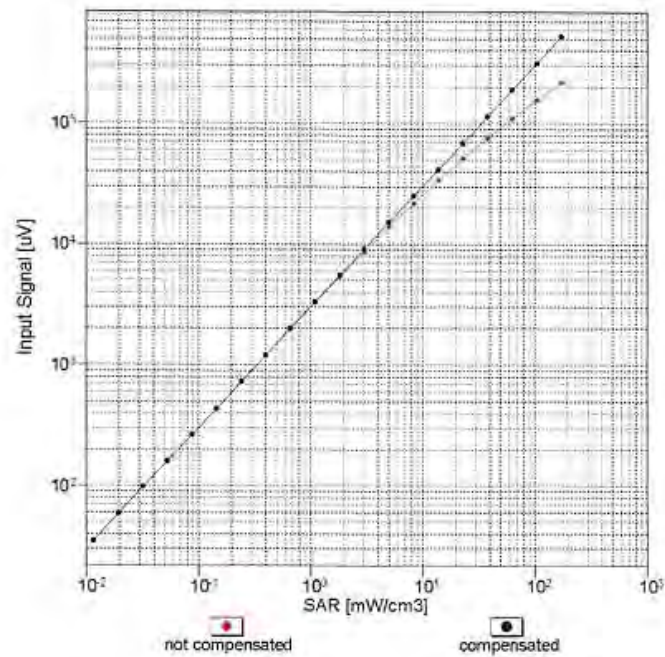


**Receiving Pattern ( $\phi$ ),  $\theta = 0^\circ$** 

Uncertainty of Axial Isotropy Assessment:  $\pm 0.5\%$  (k=2)

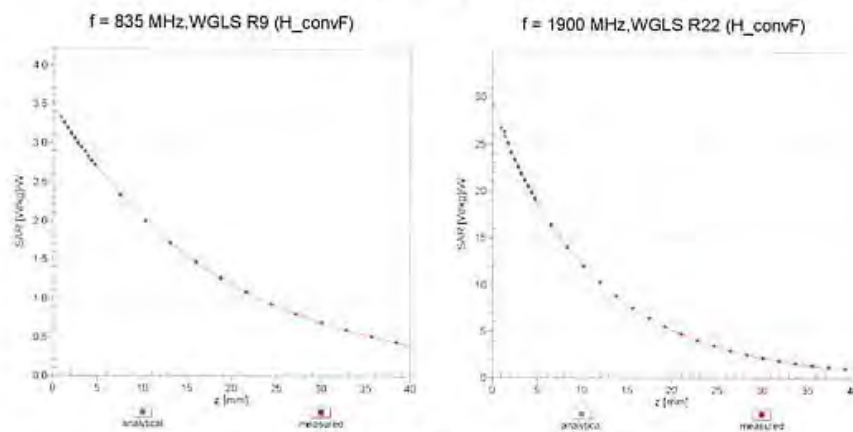


### Dynamic Range $f(\text{SAR}_{\text{head}})$ (TEM cell, $f_{\text{eval}} = 1900 \text{ MHz}$ )




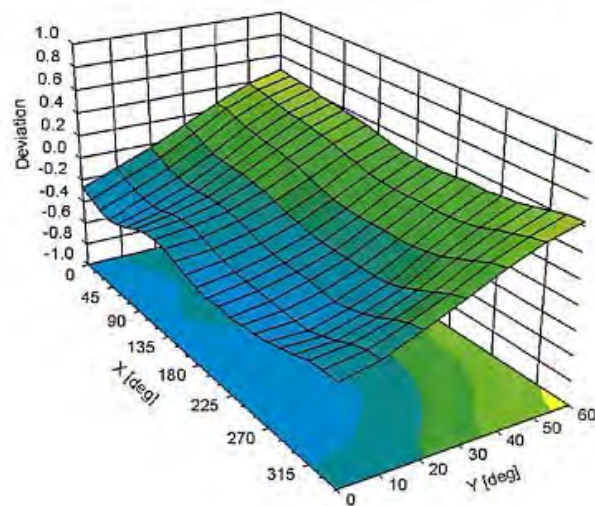
Uncertainty of Linearity Assessment:  $\pm 0.6\%$  ( $k=2$ )

## Conversion Factor Assessment



## Deviation from Isotropy in Liquid

Error ( $\phi$ ,  $\theta$ ), f = 900 MHz



**DASY/EASY - Parameters of Probe: EX3DV4 - SN:3619****Other Probe Parameters**

Sensor Arrangement	Triangular
Connector Angle (°)	25.7
Mechanical Surface Detection Mode	enabled
Optical Surface Detection Mode	disabled
Probe Overall Length	337 mm
Probe Body Diameter	10 mm
Tip Length	9 mm
Tip Diameter	2.5 mm
Probe Tip to Sensor X Calibration Point	1 mm
Probe Tip to Sensor Y Calibration Point	1 mm
Probe Tip to Sensor Z Calibration Point	1 mm
Recommended Measurement Distance from Surface	1.4 mm

**Appendix: Modulation Calibration Parameters**

UID	Communication System Name		A dB	B dB $\mu$ V	C	D dB	VR mV	Max Unc <sup>E</sup> (k=2)
0	CW	X	0.00	0.00	1.00	0.00	147.1	$\pm 3.0\%$
		Y	0.00	0.00	1.00		147.9	
		Z	0.00	0.00	1.00		137.9	
10010- CAA	SAR Validation (Square, 100ms, 10ms)	X	100.00	146.42	42.91	10.00	20.0	$\pm 9.6\%$
		Y	100.00	136.02	38.82		20.0	
		Z	100.00	156.09	48.32		20.0	
10011- CAB	UMTS-FDD (WCDMA)	X	100.00	186.20	59.83	0.00	150.0	$\pm 9.6\%$
		Y	100.00	182.43	58.08		150.0	
		Z	100.00	192.66	63.54		150.0	
10012- CAB	IEEE 802.11b WiFi 2.4 GHz (DSSS, 1 Mbps)	X	2.72	83.26	29.81	0.41	150.0	$\pm 9.6\%$
		Y	3.45	89.08	31.89		150.0	
		Z	3.46	89.22	33.32		150.0	
10013- CAB	IEEE 802.11g WiFi 2.4 GHz (DSSS-OFDM, 6 Mbps)	X	5.64	69.35	20.04	1.46	150.0	$\pm 9.6\%$
		Y	5.66	69.41	19.97		150.0	
		Z	5.88	69.99	20.69		150.0	
10021- DAC	GSM-FDD (TDMA, GMSK)	X	100.00	154.52	47.69	9.39	50.0	$\pm 9.6\%$
		Y	100.00	142.43	42.67		50.0	
		Z	100.00	160.94	51.62		50.0	
10023- DAC	GPRS-FDD (TDMA, GMSK, TN 0)	X	100.00	153.25	47.14	9.57	50.0	$\pm 9.6\%$
		Y	100.00	141.37	42.24		50.0	
		Z	100.00	159.79	51.12		50.0	
10024- DAC	GPRS-FDD (TDMA, GMSK, TN 0-1)	X	100.00	168.47	52.96	6.56	60.0	$\pm 9.6\%$
		Y	100.00	155.02	47.10		60.0	
		Z	100.00	174.57	56.75		60.0	
10025- DAC	EDGE-FDD (TDMA, 8PSK, TN 0)	X	7.44	90.92	39.98	12.57	50.0	$\pm 9.6\%$
		Y	4.21	66.05	24.62		50.0	
		Z	6.81	85.51	37.44		50.0	
10026- DAC	EDGE-FDD (TDMA, 8PSK, TN 0-1)	X	19.44	118.66	46.05	9.56	60.0	$\pm 9.6\%$
		Y	9.82	93.79	35.46		60.0	
		Z	18.03	115.62	45.44		60.0	
10027- DAC	GPRS-FDD (TDMA, GMSK, TN 0-1-2)	X	100.00	187.31	60.49	4.80	80.0	$\pm 9.6\%$
		Y	100.00	172.56	53.96		80.0	
		Z	100.00	192.76	64.07		80.0	
10028- DAC	GPRS-FDD (TDMA, GMSK, TN 0-1-2-3)	X	100.00	211.94	70.46	3.55	100.0	$\pm 9.6\%$
		Y	100.00	195.60	63.17		100.0	
		Z	100.00	215.90	73.53		100.0	
10029- DAC	EDGE-FDD (TDMA, 8PSK, TN 0-1-2)	X	9.88	98.25	37.53	7.80	80.0	$\pm 9.6\%$
		Y	6.96	85.83	31.44		80.0	
		Z	10.21	98.48	38.05		80.0	
10030- CAA	IEEE 802.15.1 Bluetooth (GFSK, DH1)	X	100.00	174.93	55.31	5.30	70.0	$\pm 9.6\%$
		Y	100.00	161.43	49.33		70.0	
		Z	100.00	181.11	59.15		70.0	
10031- CAA	IEEE 802.15.1 Bluetooth (GFSK, DH3)	X	100.00	275.49	95.87	1.88	100.0	$\pm 9.6\%$
		Y	100.00	251.73	85.35		100.0	
		Z	100.00	272.78	96.61		100.0	

10032-CAA	IEEE 802.15.1 Bluetooth (GFSK, DH5)	X	100.00	345.14	124.04	1.17	100.0	± 9.6 %
		Y	100.00	308.97	108.28		100.0	
		Z	100.00	328.89	119.66		100.0	
10033-CAA	IEEE 802.15.1 Bluetooth (PI/4-DQPSK, DH1)	X	100.00	159.17	50.41	5.30	70.0	± 9.6 %
		Y	100.00	151.60	46.85		70.0	
		Z	100.00	163.46	53.13		70.0	
10034-CAA	IEEE 802.15.1 Bluetooth (PI/4-DQPSK, DH3)	X	100.00	166.80	52.19	1.88	100.0	± 9.6 %
		Y	100.00	161.96	49.86		100.0	
		Z	100.00	172.84	55.71		100.0	
10035-CAA	IEEE 802.15.1 Bluetooth (PI/4-DQPSK, DH5)	X	100.00	170.30	53.30	1.17	100.0	± 9.6 %
		Y	100.00	166.04	51.25		100.0	
		Z	100.00	176.79	57.04		100.0	
10036-CAA	IEEE 802.15.1 Bluetooth (8-DPSK, DH1)	X	100.00	159.83	50.73	5.30	70.0	± 9.6 %
		Y	100.00	152.24	47.17		70.0	
		Z	100.00	164.09	53.43		70.0	
10037-CAA	IEEE 802.15.1 Bluetooth (8-DPSK, DH3)	X	100.00	167.32	52.38	1.88	100.0	± 9.6 %
		Y	100.00	162.33	49.98		100.0	
		Z	100.00	173.39	55.91		100.0	
10038-CAA	IEEE 802.15.1 Bluetooth (8-DPSK, DH5)	X	100.00	171.36	53.79	1.17	100.0	± 9.6 %
		Y	100.00	167.07	51.72		100.0	
		Z	100.00	177.80	57.50		100.0	
10039-CAB	CDMA2000 (1xRTT, RC1)	X	100.00	167.09	51.53	0.00	150.0	± 9.6 %
		Y	100.00	165.71	50.86		150.0	
		Z	100.00	173.37	55.16		150.0	
10042-CAB	IS-54 / IS-136 FDD (TDMA/FDM, PI/4-DQPSK, Halfrate)	X	100.00	159.05	48.89	7.78	50.0	± 9.6 %
		Y	100.00	147.06	43.80		50.0	
		Z	100.00	166.23	53.15		50.0	
10044-CAA	IS-91/EIA/TIA-553 FDD (FDMA, FM)	X	0.27	60.00	46.16	0.00	150.0	± 9.6 %
		Y	0.27	62.94	43.12		150.0	
		Z	0.39	65.86	45.75		150.0	
10048-CAA	DECT (TDD, TDMA/FDM, GFSK, Full Slot, 24)	X	100.00	151.06	47.39	13.80	25.0	± 9.6 %
		Y	100.00	134.38	40.73		25.0	
		Z	100.00	157.65	51.51		25.0	
10049-CAA	DECT (TDD, TDMA/FDM, GFSK, Double Slot, 12)	X	100.00	148.31	45.14	10.79	40.0	± 9.6 %
		Y	100.00	137.38	40.80		40.0	
		Z	100.00	155.34	49.36		40.0	
10056-CAA	UMTS-TDD (TD-SCDMA, 1.28 Mcps)	X	100.00	147.90	46.36	9.03	50.0	± 9.6 %
		Y	100.00	140.04	42.87		50.0	
		Z	100.00	151.85	48.94		50.0	
10058-DAC	EDGE-FDD (TDMA, 8PSK, TN 0-1-2-3)	X	7.13	89.66	33.38	6.55	100.0	± 9.6 %
		Y	5.69	81.90	29.26		100.0	
		Z	7.61	90.75	34.28		100.0	
10059-CAB	IEEE 802.11b WiFi 2.4 GHz (DSSS, 2 Mbps)	X	3.43	90.16	32.89	0.61	110.0	± 9.6 %
		Y	4.46	96.33	34.75		110.0	
		Z	4.58	97.88	36.95		110.0	
10060-CAB	IEEE 802.11b WiFi 2.4 GHz (DSSS, 5.5 Mbps)	X	100.00	203.28	67.14	1.30	110.0	± 9.6 %
		Y	100.00	195.01	63.30		110.0	
		Z	100.00	208.93	70.67		110.0	

10061-CAB	IEEE 802.11b WiFi 2.4 GHz (DSSS, 11 Mbps)	X	100.00	179.75	58.70	2.04	110.0	± 9.6 %
		Y	100.00	173.12	55.52		110.0	
		Z	100.00	183.86	61.31		110.0	
10062-CAB	IEEE 802.11a/h WiFi 5 GHz (OFDM, 6 Mbps)	X	5.55	69.89	19.78	0.49	100.0	± 9.6 %
		Y	5.60	70.07	19.83		100.0	
		Z	5.83	70.69	20.54		100.0	
10063-CAB	IEEE 802.11a/h WiFi 5 GHz (OFDM, 9 Mbps)	X	5.57	70.01	19.91	0.72	100.0	± 9.6 %
		Y	5.61	70.17	19.93		100.0	
		Z	5.85	70.82	20.67		100.0	
10064-CAB	IEEE 802.11a/h WiFi 5 GHz (OFDM, 12 Mbps)	X	5.85	70.06	19.96	0.86	100.0	± 9.6 %
		Y	5.89	70.17	19.94		100.0	
		Z	6.13	70.81	20.66		100.0	
10065-CAB	IEEE 802.11a/h WiFi 5 GHz (OFDM, 18 Mbps)	X	5.70	69.99	20.12	1.21	100.0	± 9.6 %
		Y	5.74	70.07	20.07		100.0	
		Z	5.98	70.75	20.84		100.0	
10066-CAB	IEEE 802.11a/h WiFi 5 GHz (OFDM, 24 Mbps)	X	5.70	69.92	20.24	1.46	100.0	± 9.6 %
		Y	5.73	69.98	20.16		100.0	
		Z	5.98	70.65	20.94		100.0	
10067-CAB	IEEE 802.11a/h WiFi 5 GHz (OFDM, 36 Mbps)	X	5.92	69.63	20.39	2.04	100.0	± 9.6 %
		Y	5.94	69.61	20.23		100.0	
		Z	6.17	70.21	20.99		100.0	
10068-CAB	IEEE 802.11a/h WiFi 5 GHz (OFDM, 48 Mbps)	X	5.97	69.69	20.62	2.55	100.0	± 9.6 %
		Y	5.99	69.65	20.43		100.0	
		Z	6.23	70.30	21.23		100.0	
10069-CAB	IEEE 802.11a/h WiFi 5 GHz (OFDM, 54 Mbps)	X	6.02	69.48	20.67	2.67	100.0	± 9.6 %
		Y	6.03	69.43	20.47		100.0	
		Z	6.26	70.01	21.24		100.0	
10071-CAB	IEEE 802.11g WiFi 2.4 GHz (DSSS/OFDM, 9 Mbps)	X	5.70	69.28	20.25	1.99	100.0	± 9.6 %
		Y	5.73	69.30	20.13		100.0	
		Z	5.94	69.87	20.87		100.0	
10072-CAB	IEEE 802.11g WiFi 2.4 GHz (DSSS/OFDM, 12 Mbps)	X	5.73	69.83	20.63	2.30	100.0	± 9.6 %
		Y	5.75	69.82	20.47		100.0	
		Z	5.98	70.48	21.28		100.0	
10073-CAB	IEEE 802.11g WiFi 2.4 GHz (DSSS/OFDM, 18 Mbps)	X	5.77	69.89	20.91	2.83	100.0	± 9.6 %
		Y	5.79	69.84	20.70		100.0	
		Z	6.02	70.50	21.54		100.0	
10074-CAB	IEEE 802.11g WiFi 2.4 GHz (DSSS/OFDM, 24 Mbps)	X	5.71	69.63	21.00	3.30	100.0	± 9.6 %
		Y	5.73	69.59	20.77		100.0	
		Z	5.95	70.22	21.62		100.0	
10075-CAB	IEEE 802.11g WiFi 2.4 GHz (DSSS/OFDM, 36 Mbps)	X	5.74	69.72	21.32	3.82	90.0	± 9.6 %
		Y	5.77	69.66	21.03		90.0	
		Z	5.99	70.33	21.95		90.0	
10076-CAB	IEEE 802.11g WiFi 2.4 GHz (DSSS/OFDM, 48 Mbps)	X	5.69	69.23	21.27	4.15	90.0	± 9.6 %
		Y	5.73	69.18	20.99		90.0	
		Z	5.92	69.76	21.86		90.0	
10077-CAB	IEEE 802.11g WiFi 2.4 GHz (DSSS/OFDM, 54 Mbps)	X	5.71	69.27	21.35	4.30	90.0	± 9.6 %
		Y	5.75	69.22	21.06		90.0	
		Z	5.94	69.79	21.93		90.0	

10081-CAB	CDMA2000 (1xRTT, RC3)	X	100.00	188.12	59.66	0.00	150.0	± 9.6 %
		Y	100.00	184.82	58.14		150.0	
		Z	100.00	195.82	64.08		150.0	
10082-CAB	IS-54 / IS-136 FDD (TDMA/FDM, PI/4-DQPSK, Fullrate)	X	100.00	129.45	32.85	4.77	80.0	± 9.6 %
		Y	100.00	121.04	29.21		80.0	
		Z	100.00	145.24	40.72		80.0	
10090-DAC	GPRS-FDD (TDMA, GMSK, TN 0-4)	X	100.00	168.10	52.81	6.56	60.0	± 9.6 %
		Y	100.00	154.72	46.98		60.0	
		Z	100.00	174.19	56.59		60.0	
10097-CAB	UMTS-FDD (HSDPA)	X	27.92	129.29	42.02	0.00	150.0	± 9.6 %
		Y	100.00	156.60	48.39		150.0	
		Z	99.33	162.54	51.76		150.0	
10098-CAB	UMTS-FDD (HSUPA, Subtest 2)	X	31.92	132.96	43.08	0.00	150.0	± 9.6 %
		Y	100.00	157.25	48.62		150.0	
		Z	100.00	163.48	52.09		150.0	
10099-DAC	EDGE-FDD (TDMA, 8PSK, TN 0-4)	X	19.72	119.04	46.16	9.56	60.0	± 9.6 %
		Y	9.87	93.88	35.49		60.0	
		Z	18.23	115.91	45.53		60.0	
10100-CAD	LTE-FDD (SC-FDMA, 100% RB, 20 MHz, QPSK)	X	20.39	109.73	34.38	0.00	150.0	± 9.6 %
		Y	31.33	118.04	36.60		150.0	
		Z	51.38	131.16	41.28		150.0	
10101-CAD	LTE-FDD (SC-FDMA, 100% RB, 20 MHz, 16-QAM)	X	5.62	79.03	23.76	0.00	150.0	± 9.6 %
		Y	6.05	80.49	24.33		150.0	
		Z	6.66	82.76	25.90		150.0	
10102-CAD	LTE-FDD (SC-FDMA, 100% RB, 20 MHz, 64-QAM)	X	5.47	77.76	23.25	0.00	150.0	± 9.6 %
		Y	5.87	79.22	23.85		150.0	
		Z	6.35	81.00	25.20		150.0	
10103-CAD	LTE-TDD (SC-FDMA, 100% RB, 20 MHz, QPSK)	X	16.00	96.35	30.75	3.98	65.0	± 9.6 %
		Y	12.65	90.44	28.30		65.0	
		Z	20.49	101.78	33.05		65.0	
10104-CAD	LTE-TDD (SC-FDMA, 100% RB, 20 MHz, 16-QAM)	X	9.77	83.89	26.84	3.98	65.0	± 9.6 %
		Y	8.44	79.95	24.88		65.0	
		Z	10.81	85.84	27.99		65.0	
10105-CAD	LTE-TDD (SC-FDMA, 100% RB, 20 MHz, 64-QAM)	X	8.96	81.72	26.17	3.98	65.0	± 9.6 %
		Y	7.66	77.58	24.09		65.0	
		Z	9.58	82.82	26.96		65.0	
10108-CAE	LTE-FDD (SC-FDMA, 100% RB, 10 MHz, QPSK)	X	17.20	108.95	34.69	0.00	150.0	± 9.6 %
		Y	28.44	118.98	37.41		150.0	
		Z	40.01	129.01	41.36		150.0	
10109-CAE	LTE-FDD (SC-FDMA, 100% RB, 10 MHz, 16-QAM)	X	5.68	81.51	25.04	0.00	150.0	± 9.6 %
		Y	6.40	83.99	25.99		150.0	
		Z	6.97	86.08	27.53		150.0	
10110-CAE	LTE-FDD (SC-FDMA, 100% RB, 5 MHz, QPSK)	X	22.12	118.98	38.33	0.00	150.0	± 9.6 %
		Y	50.16	135.78	42.51		150.0	
		Z	64.73	145.48	46.49		150.0	
10111-CAE	LTE-FDD (SC-FDMA, 100% RB, 5 MHz, 16-QAM)	X	8.02	92.35	29.54	0.00	150.0	± 9.6 %
		Y	11.80	100.51	32.25		150.0	
		Z	11.21	100.38	33.19		150.0	



10112-CAE	LTE-FDD (SC-FDMA, 100% RB, 10 MHz, 64-QAM)	X	5.51	79.94	24.35	0.00	150.0	± 9.6 %
		Y	6.12	82.14	25.22		150.0	
		Z	6.58	83.83	26.58		150.0	
10113-CAE	LTE-FDD (SC-FDMA, 100% RB, 5 MHz, 64-QAM)	X	7.42	89.53	28.43	0.00	150.0	± 9.6 %
		Y	10.25	96.39	30.81		150.0	
		Z	9.81	96.13	31.61		150.0	
10114-CAB	IEEE 802.11n (HT Greenfield, 13.5 Mbps, BPSK)	X	6.06	70.45	19.58	0.00	150.0	± 9.6 %
		Y	6.14	70.73	19.73		150.0	
		Z	6.35	71.30	20.33		150.0	
10115-CAB	IEEE 802.11n (HT Greenfield, 81 Mbps, 16-QAM)	X	6.36	70.42	19.50	0.00	150.0	± 9.6 %
		Y	6.43	70.64	19.62		150.0	
		Z	6.69	71.32	20.25		150.0	
10116-CAB	IEEE 802.11n (HT Greenfield, 135 Mbps, 64-QAM)	X	6.21	70.79	19.66	0.00	150.0	± 9.6 %
		Y	6.30	71.07	19.81		150.0	
		Z	6.53	71.70	20.44		150.0	
10117-CAB	IEEE 802.11n (HT Mixed, 13.5 Mbps, BPSK)	X	6.01	70.27	19.51	0.00	150.0	± 9.6 %
		Y	6.09	70.53	19.65		150.0	
		Z	6.32	71.18	20.29		150.0	
10118-CAB	IEEE 802.11n (HT Mixed, 81 Mbps, 16-QAM)	X	6.49	70.76	19.67	0.00	150.0	± 9.6 %
		Y	6.58	71.02	19.80		150.0	
		Z	6.81	71.60	20.39		150.0	
10119-CAB	IEEE 802.11n (HT Mixed, 135 Mbps, 64-QAM)	X	6.18	70.72	19.64	0.00	150.0	± 9.6 %
		Y	6.27	71.00	19.79		150.0	
		Z	6.50	71.62	20.42		150.0	
10140-CAD	LTE-FDD (SC-FDMA, 100% RB, 15 MHz, 16-QAM)	X	5.55	77.78	23.15	0.00	150.0	± 9.6 %
		Y	5.93	79.13	23.71		150.0	
		Z	6.44	81.01	25.09		150.0	
10141-CAD	LTE-FDD (SC-FDMA, 100% RB, 15 MHz, 64-QAM)	X	5.51	77.00	22.86	0.00	150.0	± 9.6 %
		Y	5.86	78.31	23.42		150.0	
		Z	6.29	79.85	24.64		150.0	
10142-CAD	LTE-FDD (SC-FDMA, 100% RB, 3 MHz, QPSK)	X	100.00	154.67	47.53	0.00	150.0	± 9.6 %
		Y	100.00	153.27	46.84		150.0	
		Z	100.00	158.83	50.01		150.0	
10143-CAD	LTE-FDD (SC-FDMA, 100% RB, 3 MHz, 16-QAM)	X	38.85	126.19	39.50	0.00	150.0	± 9.6 %
		Y	100.00	146.43	44.33		150.0	
		Z	99.99	150.98	46.99		150.0	
10144-CAD	LTE-FDD (SC-FDMA, 100% RB, 3 MHz, 64-QAM)	X	15.31	105.50	32.82	0.00	150.0	± 9.6 %
		Y	30.00	118.49	36.37		150.0	
		Z	30.28	121.64	38.65		150.0	
10145-CAE	LTE-FDD (SC-FDMA, 100% RB, 1.4 MHz, QPSK)	X	100.00	158.80	47.79	0.00	150.0	± 9.6 %
		Y	100.00	157.59	47.20		150.0	
		Z	100.00	165.89	51.76		150.0	
10146-CAE	LTE-FDD (SC-FDMA, 100% RB, 1.4 MHz, 16-QAM)	X	100.00	140.95	40.54	0.00	150.0	± 9.6 %
		Y	100.00	140.77	40.48		150.0	
		Z	100.00	146.42	43.73		150.0	
10147-CAE	LTE-FDD (SC-FDMA, 100% RB, 1.4 MHz, 64-QAM)	X	100.00	142.11	41.17	0.00	150.0	± 9.6 %
		Y	100.00	142.29	41.27		150.0	
		Z	100.00	147.45	44.30		150.0	

10149-CAD	LTE-FDD (SC-FDMA, 50% RB, 20 MHz, 16-QAM)	X	5.72	81.66	25.12	0.00	150.0	± 9.6 %
		Y	6.47	84.21	26.10		150.0	
		Z	7.02	86.25	27.62		150.0	
10150-CAD	LTE-FDD (SC-FDMA, 50% RB, 20 MHz, 64-QAM)	X	5.54	80.05	24.41	0.00	150.0	± 9.6 %
		Y	6.17	82.33	25.32		150.0	
		Z	6.61	83.97	26.65		150.0	
10151-CAD	LTE-TDD (SC-FDMA, 50% RB, 20 MHz, QPSK)	X	24.59	108.08	34.95	3.98	65.0	± 9.6 %
		Y	14.56	95.63	30.48		65.0	
		Z	30.62	113.32	37.13		65.0	
10152-CAD	LTE-TDD (SC-FDMA, 50% RB, 20 MHz, 16-QAM)	X	10.13	86.36	27.72	3.98	65.0	± 9.6 %
		Y	8.36	81.34	25.34		65.0	
		Z	11.39	88.69	29.05		65.0	
10153-CAD	LTE-TDD (SC-FDMA, 50% RB, 20 MHz, 64-QAM)	X	10.41	86.79	28.21	3.98	65.0	± 9.6 %
		Y	8.78	82.25	26.05		65.0	
		Z	11.59	88.91	29.44		65.0	
10154-CAE	LTE-FDD (SC-FDMA, 50% RB, 10 MHz, QPSK)	X	26.68	123.34	39.64	0.00	150.0	± 9.6 %
		Y	81.73	146.71	45.30		150.0	
		Z	90.92	153.69	48.58		150.0	
10155-CAE	LTE-FDD (SC-FDMA, 50% RB, 10 MHz, 16-QAM)	X	8.00	92.30	29.53	0.00	150.0	± 9.6 %
		Y	11.69	100.31	32.19		150.0	
		Z	11.15	100.27	33.16		150.0	
10156-CAE	LTE-FDD (SC-FDMA, 50% RB, 5 MHz, QPSK)	X	100.00	157.37	48.40	0.00	150.0	± 9.6 %
		Y	100.00	155.94	47.69		150.0	
		Z	100.00	161.99	51.13		150.0	
10157-CAE	LTE-FDD (SC-FDMA, 50% RB, 5 MHz, 16-QAM)	X	100.00	146.17	43.71	0.00	150.0	± 9.6 %
		Y	100.00	145.19	43.22		150.0	
		Z	100.00	150.59	46.31		150.0	
10158-CAE	LTE-FDD (SC-FDMA, 50% RB, 10 MHz, 64-QAM)	X	7.48	89.74	28.53	0.00	150.0	± 9.6 %
		Y	10.41	96.78	30.97		150.0	
		Z	9.90	96.38	31.72		150.0	
10159-CAE	LTE-FDD (SC-FDMA, 50% RB, 5 MHz, 64-QAM)	X	100.00	145.77	43.63	0.00	150.0	± 9.6 %
		Y	100.00	144.96	43.21		150.0	
		Z	100.00	150.11	46.19		150.0	
10160-CAD	LTE-FDD (SC-FDMA, 50% RB, 15 MHz, QPSK)	X	8.98	94.02	29.93	0.00	150.0	± 9.6 %
		Y	11.87	99.63	31.69		150.0	
		Z	13.37	103.46	33.93		150.0	
10161-CAD	LTE-FDD (SC-FDMA, 50% RB, 15 MHz, 16-QAM)	X	5.58	80.92	24.82	0.00	150.0	± 9.6 %
		Y	6.34	83.62	25.88		150.0	
		Z	6.73	85.08	27.17		150.0	
10162-CAD	LTE-FDD (SC-FDMA, 50% RB, 15 MHz, 64-QAM)	X	5.59	80.29	24.52	0.00	150.0	± 9.6 %
		Y	6.27	82.72	25.49		150.0	
		Z	6.63	84.05	26.71		150.0	
10166-CAE	LTE-FDD (SC-FDMA, 50% RB, 1.4 MHz, QPSK)	X	5.01	76.82	25.04	3.01	150.0	± 9.6 %
		Y	5.30	78.12	25.63		150.0	
		Z	5.66	79.32	26.68		150.0	
10167-CAE	LTE-FDD (SC-FDMA, 50% RB, 1.4 MHz, 16-QAM)	X	7.20	83.65	27.00	3.01	150.0	± 9.6 %
		Y	7.75	85.12	27.56		150.0	
		Z	9.01	88.54	29.47		150.0	

10168-CAE	LTE-FDD (SC-FDMA, 50% RB, 1.4 MHz, 64-QAM)	X	8.44	87.66	28.93	3.01	150.0	± 9.6 %
		Y	9.74	90.89	30.18		150.0	
		Z	10.89	93.45	31.66		150.0	
10169-CAD	LTE-FDD (SC-FDMA, 1 RB, 20 MHz, QPSK)	X	4.51	78.23	26.11	3.01	150.0	± 9.6 %
		Y	4.88	79.86	26.78		150.0	
		Z	5.61	83.18	28.83		150.0	
10170-CAD	LTE-FDD (SC-FDMA, 1 RB, 20 MHz, 16-QAM)	X	8.64	93.21	31.75	3.01	150.0	± 9.6 %
		Y	10.74	98.02	33.43		150.0	
		Z	15.34	107.12	37.17		150.0	
10171-AAD	LTE-FDD (SC-FDMA, 1 RB, 20 MHz, 64-QAM)	X	6.66	86.27	28.20	3.01	150.0	± 9.6 %
		Y	7.15	87.35	28.50		150.0	
		Z	10.53	96.72	32.68		150.0	
10172-CAD	LTE-TDD (SC-FDMA, 1 RB, 20 MHz, QPSK)	X	100.00	157.06	51.92	6.02	65.0	± 9.6 %
		Y	29.58	122.92	41.84		65.0	
		Z	100.00	157.86	52.85		65.0	
10173-CAD	LTE-TDD (SC-FDMA, 1 RB, 20 MHz, 16-QAM)	X	100.00	147.04	46.72	6.02	65.0	± 9.6 %
		Y	100.00	143.66	45.07		65.0	
		Z	100.00	147.61	47.52		65.0	
10174-CAD	LTE-TDD (SC-FDMA, 1 RB, 20 MHz, 64-QAM)	X	100.00	144.70	45.45	6.02	65.0	± 9.6 %
		Y	100.00	141.89	44.08		65.0	
		Z	100.00	146.18	46.69		65.0	
10175-CAE	LTE-FDD (SC-FDMA, 1 RB, 10 MHz, QPSK)	X	4.45	77.77	25.80	3.01	150.0	± 9.6 %
		Y	4.76	79.15	26.35		150.0	
		Z	5.51	82.58	28.47		150.0	
10176-CAE	LTE-FDD (SC-FDMA, 1 RB, 10 MHz, 16-QAM)	X	8.66	93.26	31.77	3.01	150.0	± 9.6 %
		Y	10.77	98.08	33.45		150.0	
		Z	15.39	107.20	37.19		150.0	
10177-CAG	LTE-FDD (SC-FDMA, 1 RB, 5 MHz, QPSK)	X	4.49	78.03	25.94	3.01	150.0	± 9.6 %
		Y	4.84	79.55	26.56		150.0	
		Z	5.58	82.93	28.64		150.0	
10178-CAE	LTE-FDD (SC-FDMA, 1 RB, 5 MHz, 16-QAM)	X	8.48	92.72	31.54	3.01	150.0	± 9.6 %
		Y	10.38	97.15	33.09		150.0	
		Z	14.83	106.24	36.85		150.0	
10179-CAE	LTE-FDD (SC-FDMA, 1 RB, 10 MHz, 64-QAM)	X	7.76	90.19	30.08	3.01	150.0	± 9.6 %
		Y	8.90	92.90	31.00		150.0	
		Z	13.20	102.68	35.12		150.0	
10180-CAE	LTE-FDD (SC-FDMA, 1 RB, 5 MHz, 64-QAM)	X	6.62	86.10	28.11	3.01	150.0	± 9.6 %
		Y	7.07	87.03	28.35		150.0	
		Z	10.41	96.42	32.55		150.0	
10181-CAD	LTE-FDD (SC-FDMA, 1 RB, 15 MHz, QPSK)	X	4.49	78.00	25.93	3.01	150.0	± 9.6 %
		Y	4.83	79.51	26.54		150.0	
		Z	5.57	82.89	28.63		150.0	
10182-CAD	LTE-FDD (SC-FDMA, 1 RB, 15 MHz, 16-QAM)	X	8.46	92.68	31.53	3.01	150.0	± 9.6 %
		Y	10.35	97.10	33.07		150.0	
		Z	14.79	106.17	36.83		150.0	
10183-AAC	LTE-FDD (SC-FDMA, 1 RB, 15 MHz, 64-QAM)	X	6.60	86.05	28.09	3.01	150.0	± 9.6 %
		Y	7.04	86.98	28.33		150.0	
		Z	10.38	96.34	32.52		150.0	

10184-CAD	LTE-FDD (SC-FDMA, 1 RB, 3 MHz, QPSK)	X	4.50	78.07	25.95	3.01	150.0	± 9.6 %
		Y	4.85	79.60	26.58		150.0	
		Z	5.60	82.97	28.66		150.0	
10185-CAD	LTE-FDD (SC-FDMA, 1 RB, 3 MHz, 16-QAM)	X	8.51	92.81	31.58	3.01	150.0	± 9.6 %
		Y	10.44	97.27	33.14		150.0	
		Z	14.92	106.36	36.89		150.0	
10186-AAD	LTE-FDD (SC-FDMA, 1 RB, 3 MHz, 64-QAM)	X	6.65	86.19	28.15	3.01	150.0	± 9.6 %
		Y	7.10	87.13	28.39		150.0	
		Z	10.48	96.54	32.59		150.0	
10187-CAE	LTE-FDD (SC-FDMA, 1 RB, 1.4 MHz, QPSK)	X	4.51	78.08	25.99	3.01	150.0	± 9.6 %
		Y	4.85	79.59	26.61		150.0	
		Z	5.59	82.96	28.69		150.0	
10188-CAE	LTE-FDD (SC-FDMA, 1 RB, 1.4 MHz, 16-QAM)	X	8.97	94.14	32.16	3.01	150.0	± 9.6 %
		Y	11.36	99.44	34.00		150.0	
		Z	16.21	108.54	37.70		150.0	
10189-AAE	LTE-FDD (SC-FDMA, 1 RB, 1.4 MHz, 64-QAM)	X	6.88	87.02	28.55	3.01	150.0	± 9.6 %
		Y	7.46	88.34	28.95		150.0	
		Z	11.02	97.81	33.13		150.0	
10193-CAB	IEEE 802.11n (HT Greenfield, 6.5 Mbps, BPSK)	X	5.46	70.23	19.64	0.00	150.0	± 9.6 %
		Y	5.55	70.58	19.82		150.0	
		Z	5.77	71.17	20.48		150.0	
10194-CAB	IEEE 802.11n (HT Greenfield, 39 Mbps, 16-QAM)	X	5.67	70.58	19.73	0.00	150.0	± 9.6 %
		Y	5.76	70.92	19.91		150.0	
		Z	6.00	71.55	20.57		150.0	
10195-CAB	IEEE 802.11n (HT Greenfield, 65 Mbps, 64-QAM)	X	5.71	70.56	19.71	0.00	150.0	± 9.6 %
		Y	5.80	70.89	19.89		150.0	
		Z	6.03	71.51	20.54		150.0	
10196-CAB	IEEE 802.11n (HT Mixed, 6.5 Mbps, BPSK)	X	5.49	70.36	19.69	0.00	150.0	± 9.6 %
		Y	5.58	70.72	19.88		150.0	
		Z	5.80	71.33	20.55		150.0	
10197-CAB	IEEE 802.11n (HT Mixed, 39 Mbps, 16-QAM)	X	5.69	70.60	19.74	0.00	150.0	± 9.6 %
		Y	5.78	70.93	19.92		150.0	
		Z	6.01	71.56	20.57		150.0	
10198-CAB	IEEE 802.11n (HT Mixed, 65 Mbps, 64-QAM)	X	5.72	70.59	19.73	0.00	150.0	± 9.6 %
		Y	5.80	70.91	19.90		150.0	
		Z	6.04	71.53	20.55		150.0	
10219-CAB	IEEE 802.11n (HT Mixed, 7.2 Mbps, BPSK)	X	5.46	70.52	19.75	0.00	150.0	± 9.6 %
		Y	5.55	70.90	19.95		150.0	
		Z	5.79	71.52	20.62		150.0	
10220-CAB	IEEE 802.11n (HT Mixed, 43.3 Mbps, 16-QAM)	X	5.68	70.56	19.72	0.00	150.0	± 9.6 %
		Y	5.77	70.89	19.90		150.0	
		Z	6.01	71.53	20.56		150.0	
10221-CAB	IEEE 802.11n (HT Mixed, 72.2 Mbps, 64-QAM)	X	5.70	70.43	19.66	0.00	150.0	± 9.6 %
		Y	5.79	70.74	19.83		150.0	
		Z	6.02	71.35	20.47		150.0	
10222-CAB	IEEE 802.11n (HT Mixed, 15 Mbps, BPSK)	X	6.00	70.33	19.54	0.00	150.0	± 9.6 %
		Y	6.07	70.59	19.68		150.0	
		Z	6.31	71.25	20.33		150.0	

10223-CAB	IEEE 802.11n (HT Mixed, 90 Mbps, 16-QAM)	X	6.28	70.29	19.46	0.00	150.0	± 9.6 %
		Y	6.36	70.53	19.60		150.0	
		Z	6.60	71.17	20.21		150.0	
10224-CAB	IEEE 802.11n (HT Mixed, 150 Mbps, 64-QAM)	X	6.07	70.51	19.55	0.00	150.0	± 9.6 %
		Y	6.15	70.78	19.70		150.0	
		Z	6.38	71.44	20.34		150.0	
10225-CAB	UMTS-FDD (HSPA+)	X	4.59	76.23	22.87	0.00	150.0	± 9.6 %
		Y	5.00	78.11	23.67		150.0	
		Z	5.23	78.95	24.70		150.0	
10226-CAA	LTE-TDD (SC-FDMA, 1 RB, 1.4 MHz, 16-QAM)	X	100.00	147.19	46.83	6.02	65.0	± 9.6 %
		Y	100.00	143.86	45.20		65.0	
		Z	100.00	147.74	47.62		65.0	
10227-CAA	LTE-TDD (SC-FDMA, 1 RB, 1.4 MHz, 64-QAM)	X	100.00	144.45	45.39	6.02	65.0	± 9.6 %
		Y	100.00	141.39	43.90		65.0	
		Z	100.00	145.20	46.27		65.0	
10228-CAA	LTE-TDD (SC-FDMA, 1 RB, 1.4 MHz, QPSK)	X	100.00	157.69	52.21	6.02	65.0	± 9.6 %
		Y	80.09	147.90	48.69		65.0	
		Z	100.00	157.91	52.87		65.0	
10229-CAB	LTE-TDD (SC-FDMA, 1 RB, 3 MHz, 16-QAM)	X	100.00	146.98	46.70	6.02	65.0	± 9.6 %
		Y	100.00	143.62	45.06		65.0	
		Z	100.00	147.55	47.50		65.0	
10230-CAB	LTE-TDD (SC-FDMA, 1 RB, 3 MHz, 64-QAM)	X	100.00	144.35	45.31	6.02	65.0	± 9.6 %
		Y	100.00	141.25	43.80		65.0	
		Z	100.00	145.12	46.20		65.0	
10231-CAB	LTE-TDD (SC-FDMA, 1 RB, 3 MHz, QPSK)	X	100.00	157.58	52.11	6.02	65.0	± 9.6 %
		Y	89.62	144.30	47.71		65.0	
		Z	100.00	157.82	52.79		65.0	
10232-CAD	LTE-TDD (SC-FDMA, 1 RB, 5 MHz, 16-QAM)	X	100.00	147.01	46.71	6.02	65.0	± 9.6 %
		Y	100.00	143.64	45.06		65.0	
		Z	100.00	147.58	47.51		65.0	
10233-CAD	LTE-TDD (SC-FDMA, 1 RB, 5 MHz, 64-QAM)	X	100.00	144.39	45.32	6.02	65.0	± 9.6 %
		Y	100.00	141.28	43.81		65.0	
		Z	100.00	145.15	46.21		65.0	
10234-CAD	LTE-TDD (SC-FDMA, 1 RB, 5 MHz, QPSK)	X	100.00	157.28	51.93	6.02	65.0	± 9.6 %
		Y	83.28	141.89	46.92		65.0	
		Z	100.00	157.55	52.62		65.0	
10235-CAD	LTE-TDD (SC-FDMA, 1 RB, 10 MHz, 16-QAM)	X	100.00	147.04	46.72	6.02	65.0	± 9.6 %
		Y	100.00	143.66	45.07		65.0	
		Z	100.00	147.61	47.52		65.0	
10236-CAD	LTE-TDD (SC-FDMA, 1 RB, 10 MHz, 64-QAM)	X	100.00	144.31	45.29	6.02	65.0	± 9.6 %
		Y	100.00	141.21	43.78		65.0	
		Z	100.00	145.08	46.18		65.0	
10237-CAD	LTE-TDD (SC-FDMA, 1 RB, 10 MHz, QPSK)	X	100.00	157.64	52.14	6.02	65.0	± 9.6 %
		Y	70.63	144.71	47.82		65.0	
		Z	100.00	157.88	52.81		65.0	
10238-CAD	LTE-TDD (SC-FDMA, 1 RB, 15 MHz, 16-QAM)	X	100.00	147.05	46.72	6.02	65.0	± 9.6 %
		Y	100.00	143.67	45.07		65.0	
		Z	100.00	147.61	47.52		65.0	

10239-CAD	LTE-TDD (SC-FDMA, 1 RB, 15 MHz, 64-QAM)	X	100.00	144.43	45.34	6.02	65.0	± 9.6 %
		Y	100.00	141.32	43.82		65.0	
		Z	100.00	145.20	46.23		65.0	
10240-CAD	LTE-TDD (SC-FDMA, 1 RB, 15 MHz, QPSK)	X	100.00	157.67	52.15	6.02	65.0	± 9.6 %
		Y	70.12	144.55	47.78		65.0	
		Z	100.00	157.91	52.82		65.0	
10241-CAA	LTE-TDD (SC-FDMA, 50% RB, 1.4 MHz, 16-QAM)	X	13.46	94.53	33.13	6.98	65.0	± 9.6 %
		Y	11.24	88.73	30.36		65.0	
		Z	15.92	98.41	34.98		65.0	
10242-CAA	LTE-TDD (SC-FDMA, 50% RB, 1.4 MHz, 64-QAM)	X	12.80	92.77	32.35	6.98	65.0	± 9.6 %
		Y	9.84	85.40	28.91		65.0	
		Z	13.89	94.76	33.51		65.0	
10243-CAA	LTE-TDD (SC-FDMA, 50% RB, 1.4 MHz, QPSK)	X	8.84	85.65	30.56	6.98	65.0	± 9.6 %
		Y	7.32	79.57	27.33		65.0	
		Z	9.32	86.30	31.18		65.0	
10244-CAB	LTE-TDD (SC-FDMA, 50% RB, 3 MHz, 16-QAM)	X	100.00	133.98	40.14	3.98	65.0	± 9.6 %
		Y	72.41	126.23	37.83		65.0	
		Z	100.00	136.28	41.80		65.0	
10245-CAB	LTE-TDD (SC-FDMA, 50% RB, 3 MHz, 64-QAM)	X	100.00	133.42	39.90	3.98	65.0	± 9.6 %
		Y	56.91	121.03	36.37		65.0	
		Z	100.00	135.73	41.55		65.0	
10246-CAB	LTE-TDD (SC-FDMA, 50% RB, 3 MHz, QPSK)	X	100.00	140.57	42.61	3.98	65.0	± 9.6 %
		Y	100.00	138.09	41.35		65.0	
		Z	100.00	143.02	44.35		65.0	
10247-CAD	LTE-TDD (SC-FDMA, 50% RB, 5 MHz, 16-QAM)	X	25.24	108.57	34.21	3.98	65.0	± 9.6 %
		Y	14.35	95.74	29.69		65.0	
		Z	33.61	115.61	37.14		65.0	
10248-CAD	LTE-TDD (SC-FDMA, 50% RB, 5 MHz, 64-QAM)	X	19.94	102.84	32.32	3.98	65.0	± 9.6 %
		Y	12.37	91.96	28.28		65.0	
		Z	25.65	108.84	34.98		65.0	
10249-CAD	LTE-TDD (SC-FDMA, 50% RB, 5 MHz, QPSK)	X	100.00	142.13	43.85	3.98	65.0	± 9.6 %
		Y	100.00	139.80	42.66		65.0	
		Z	100.00	144.01	45.28		65.0	
10250-CAD	LTE-TDD (SC-FDMA, 50% RB, 10 MHz, 16-QAM)	X	14.16	96.68	31.79	3.98	65.0	± 9.6 %
		Y	10.60	89.28	28.74		65.0	
		Z	16.50	100.10	33.53		65.0	
10251-CAD	LTE-TDD (SC-FDMA, 50% RB, 10 MHz, 64-QAM)	X	11.44	90.13	28.96	3.98	65.0	± 9.6 %
		Y	8.95	83.94	26.19		65.0	
		Z	13.03	92.85	30.48		65.0	
10252-CAD	LTE-TDD (SC-FDMA, 50% RB, 10 MHz, QPSK)	X	86.73	139.25	43.94	3.98	65.0	± 9.6 %
		Y	25.31	110.44	35.49		65.0	
		Z	100.00	143.74	45.83		65.0	
10253-CAD	LTE-TDD (SC-FDMA, 50% RB, 15 MHz, 16-QAM)	X	9.53	84.86	27.13	3.98	65.0	± 9.6 %
		Y	8.01	80.28	24.89		65.0	
		Z	10.62	86.95	28.39		65.0	
10254-CAD	LTE-TDD (SC-FDMA, 50% RB, 15 MHz, 64-QAM)	X	9.88	85.45	27.63	3.98	65.0	± 9.6 %
		Y	8.44	81.20	25.56		65.0	
		Z	10.94	87.40	28.82		65.0	

10255-CAD	LTE-TDD (SC-FDMA, 50% RB, 15 MHz, QPSK)	X	19.27	103.27	33.71	3.98	65.0	± 9.6 %
		Y	12.47	92.65	29.67		65.0	
		Z	23.07	107.47	35.61		65.0	
10256-CAA	LTE-TDD (SC-FDMA, 100% RB, 1.4 MHz, 16-QAM)	X	100.00	131.21	38.25	3.98	65.0	± 9.6 %
		Y	100.00	129.71	37.50		65.0	
		Z	100.00	134.15	40.24		65.0	
10257-CAA	LTE-TDD (SC-FDMA, 100% RB, 1.4 MHz, 64-QAM)	X	100.00	130.27	37.82	3.98	65.0	± 9.6 %
		Y	100.00	128.83	37.10		65.0	
		Z	100.00	133.22	39.81		65.0	
10258-CAA	LTE-TDD (SC-FDMA, 100% RB, 1.4 MHz, QPSK)	X	100.00	138.46	41.20	3.98	65.0	± 9.6 %
		Y	100.00	135.86	39.90		65.0	
		Z	100.00	141.53	43.27		65.0	
10259-CAB	LTE-TDD (SC-FDMA, 100% RB, 3 MHz, 16-QAM)	X	18.72	102.43	32.80	3.98	65.0	± 9.6 %
		Y	12.23	92.35	28.98		65.0	
		Z	23.11	107.46	35.11		65.0	
10260-CAB	LTE-TDD (SC-FDMA, 100% RB, 3 MHz, 64-QAM)	X	16.99	99.86	31.91	3.98	65.0	± 9.6 %
		Y	11.61	90.80	28.39		65.0	
		Z	20.73	104.52	34.13		65.0	
10261-CAB	LTE-TDD (SC-FDMA, 100% RB, 3 MHz, QPSK)	X	100.00	142.40	44.29	3.98	65.0	± 9.6 %
		Y	40.47	120.92	38.14		65.0	
		Z	100.00	144.04	45.59		65.0	
10262-CAD	LTE-TDD (SC-FDMA, 100% RB, 5 MHz, 16-QAM)	X	14.15	96.62	31.76	3.98	65.0	± 9.6 %
		Y	10.58	89.20	28.68		65.0	
		Z	16.50	100.07	33.50		65.0	
10263-CAD	LTE-TDD (SC-FDMA, 100% RB, 5 MHz, 64-QAM)	X	11.41	90.08	28.95	3.98	65.0	± 9.6 %
		Y	8.93	83.91	26.19		65.0	
		Z	13.00	92.81	30.47		65.0	
10264-CAD	LTE-TDD (SC-FDMA, 100% RB, 5 MHz, QPSK)	X	83.61	138.36	43.69	3.98	65.0	± 9.6 %
		Y	24.73	109.90	35.30		65.0	
		Z	100.00	143.68	45.79		65.0	
10265-CAD	LTE-TDD (SC-FDMA, 100% RB, 10 MHz, 16-QAM)	X	10.12	86.35	27.73	3.98	65.0	± 9.6 %
		Y	8.36	81.35	25.34		65.0	
		Z	11.38	88.68	29.05		65.0	
10266-CAD	LTE-TDD (SC-FDMA, 100% RB, 10 MHz, 64-QAM)	X	10.40	86.77	28.19	3.98	65.0	± 9.6 %
		Y	8.78	82.23	26.04		65.0	
		Z	11.58	88.89	29.43		65.0	
10267-CAD	LTE-TDD (SC-FDMA, 100% RB, 10 MHz, QPSK)	X	24.37	107.88	34.88	3.98	65.0	± 9.6 %
		Y	14.48	95.50	30.43		65.0	
		Z	30.32	113.09	37.06		65.0	
10268-CAD	LTE-TDD (SC-FDMA, 100% RB, 15 MHz, 16-QAM)	X	9.53	82.61	26.37	3.98	65.0	± 9.6 %
		Y	8.39	79.16	24.61		65.0	
		Z	10.43	84.30	27.42		65.0	
10269-CAD	LTE-TDD (SC-FDMA, 100% RB, 15 MHz, 64-QAM)	X	9.19	81.42	25.91	3.98	65.0	± 9.6 %
		Y	8.19	78.25	24.25		65.0	
		Z	10.01	82.98	26.91		65.0	
10270-CAD	LTE-TDD (SC-FDMA, 100% RB, 15 MHz, QPSK)	X	13.08	91.53	29.30	3.98	65.0	± 9.6 %
		Y	10.34	85.71	26.80		65.0	
		Z	15.01	94.48	30.82		65.0	



10274-CAB	UMTS-FDD (HSUPA, Subtest 5, 3GPP Rel8.10)	X	5.17	80.96	24.89	0.00	150.0	± 9.6 %
		Y	5.90	83.68	25.92		150.0	
		Z	6.22	85.10	27.31		150.0	
10275-CAB	UMTS-FDD (HSUPA, Subtest 5, 3GPP Rel8.4)	X	100.00	162.88	50.73	0.00	150.0	± 9.6 %
		Y	100.00	160.87	49.77		150.0	
		Z	100.00	167.87	53.61		150.0	
10277-CAA	PHS (QPSK)	X	100.00	116.48	29.27	9.03	50.0	± 9.6 %
		Y	100.00	115.49	29.25		50.0	
		Z	100.00	125.32	34.15		50.0	
10278-CAA	PHS (QPSK, BW 884MHz, Rolloff 0.5)	X	100.00	138.54	41.23	9.03	50.0	± 9.6 %
		Y	100.00	132.53	38.69		50.0	
		Z	100.00	144.20	44.66		50.0	
10279-CAA	PHS (QPSK, BW 884MHz, Rolloff 0.38)	X	100.00	138.20	41.13	9.03	50.0	± 9.6 %
		Y	100.00	132.31	38.64		50.0	
		Z	100.00	143.71	44.48		50.0	
10290-AAB	CDMA2000, RC1, SO55, Full Rate	X	100.00	165.50	50.69	0.00	150.0	± 9.6 %
		Y	100.00	163.79	49.87		150.0	
		Z	100.00	172.07	54.44		150.0	
10291-AAB	CDMA2000, RC3, SO55, Full Rate	X	100.00	188.22	59.69	0.00	150.0	± 9.6 %
		Y	100.00	184.87	58.14		150.0	
		Z	100.00	195.98	64.13		150.0	
10292-AAB	CDMA2000, RC3, SO32, Full Rate	X	100.00	195.75	63.03	0.00	150.0	± 9.6 %
		Y	100.00	192.85	61.68		150.0	
		Z	100.00	202.96	67.27		150.0	
10293-AAB	CDMA2000, RC3, SO3, Full Rate	X	100.00	197.41	64.00	0.00	150.0	± 9.6 %
		Y	100.00	195.19	62.96		150.0	
		Z	100.00	204.14	68.03		150.0	
10295-AAB	CDMA2000, RC1, SO3, 1/8th Rate 25 fr.	X	100.00	146.51	46.82	9.03	50.0	± 9.6 %
		Y	38.46	118.92	38.14		50.0	
		Z	100.00	149.97	49.11		50.0	
10297-AAC	LTE-FDD (SC-FDMA, 50% RB, 20 MHz, QPSK)	X	17.63	109.54	34.90	0.00	150.0	± 9.6 %
		Y	29.80	120.05	37.74		150.0	
		Z	41.55	129.95	41.64		150.0	
10298-AAC	LTE-FDD (SC-FDMA, 50% RB, 3 MHz, QPSK)	X	100.00	158.51	48.24	0.00	150.0	± 9.6 %
		Y	100.00	157.15	47.57		150.0	
		Z	100.00	164.25	51.55		150.0	
10299-AAC	LTE-FDD (SC-FDMA, 50% RB, 3 MHz, 16-QAM)	X	100.00	141.59	41.41	0.00	150.0	± 9.6 %
		Y	100.00	141.28	41.28		150.0	
		Z	100.00	145.88	44.01		150.0	
10300-AAC	LTE-FDD (SC-FDMA, 50% RB, 3 MHz, 64-QAM)	X	100.00	136.02	38.60	0.00	150.0	± 9.6 %
		Y	100.00	135.23	38.23		150.0	
		Z	100.00	140.68	41.35		150.0	
10301-AAA	IEEE 802.16e WiMAX (29:18, 5ms, 10MHz, QPSK, PUSC)	X	5.82	69.15	20.80	4.17	50.0	± 9.6 %
		Y	5.78	68.98	20.70		50.0	
		Z	6.08	69.60	21.33		50.0	
10302-AAA	IEEE 802.16e WiMAX (29:18, 5ms, 10MHz, QPSK, PUSC, 3 CTRL symbols)	X	6.16	69.16	21.19	4.96	50.0	± 9.6 %
		Y	6.13	68.92	21.01		50.0	
		Z	6.45	69.79	21.82		50.0	

10303-AAA	IEEE 802.16e WiMAX (31:15, 5ms, 10MHz, 64QAM, PUSC)	X	5.90	68.89	21.12	4.96	50.0	± 9.6 %
		Y	5.88	68.66	20.95		50.0	
		Z	6.20	69.57	21.79		50.0	
10304-AAA	IEEE 802.16e WiMAX (29:18, 5ms, 10MHz, 64QAM, PUSC)	X	5.77	69.07	20.80	4.17	50.0	± 9.6 %
		Y	5.75	68.95	20.72		50.0	
		Z	6.07	69.80	21.51		50.0	
10305-AAA	IEEE 802.16e WiMAX (31:15, 10ms, 10MHz, 64QAM, PUSC, 15 symbols)	X	5.50	72.11	23.82	6.02	35.0	± 9.6 %
		Y	5.73	72.68	23.85		35.0	
		Z	5.89	73.23	24.80		35.0	
10306-AAA	IEEE 802.16e WiMAX (29:18, 10ms, 10MHz, 64QAM, PUSC, 18 symbols)	X	5.63	69.93	22.60	6.02	35.0	± 9.6 %
		Y	5.75	70.15	22.54		35.0	
		Z	5.94	70.17	22.89		35.0	
10307-AAA	IEEE 802.16e WiMAX (29:18, 10ms, 10MHz, QPSK, PUSC, 18 symbols)	X	5.59	70.46	22.80	6.02	35.0	± 9.6 %
		Y	5.74	70.80	22.78		35.0	
		Z	5.94	71.40	23.65		35.0	
10308-AAA	IEEE 802.16e WiMAX (29:18, 10ms, 10MHz, 16QAM, PUSC)	X	5.58	70.77	23.01	6.02	35.0	± 9.6 %
		Y	5.74	71.11	22.99		35.0	
		Z	5.93	71.71	23.87		35.0	
10309-AAA	IEEE 802.16e WiMAX (29:18, 10ms, 10MHz, 16QAM, AMC 2x3, 18 symbols)	X	5.72	70.28	22.80	6.02	35.0	± 9.6 %
		Y	5.83	70.43	22.70		35.0	
		Z	6.04	70.51	23.09		35.0	
10310-AAA	IEEE 802.16e WiMAX (29:18, 10ms, 10MHz, QPSK, AMC 2x3, 18 symbols)	X	5.60	70.13	22.66	6.02	35.0	± 9.6 %
		Y	5.73	70.40	22.63		35.0	
		Z	5.93	70.97	23.46		35.0	
10311-AAC	LTE-FDD (SC-FDMA, 100% RB, 15 MHz, QPSK)	X	16.49	103.18	32.21	0.00	150.0	± 9.6 %
		Y	26.96	112.65	34.87		150.0	
		Z	36.51	121.10	38.28		150.0	
10313-AAA	IDEN 1:3	X	100.00	147.23	44.36	6.99	70.0	± 9.6 %
		Y	100.00	144.16	42.97		70.0	
		Z	100.00	152.82	47.63		70.0	
10314-AAA	IDEN 1:6	X	100.00	162.69	52.78	10.00	30.0	± 9.6 %
		Y	100.00	153.59	48.78		30.0	
		Z	100.00	167.17	55.64		30.0	
10315-AAB	IEEE 802.11b WiFi 2.4 GHz (DSSS, 1 Mbps, 96pc duty cycle)	X	2.81	86.18	31.37	0.17	150.0	± 9.6 %
		Y	4.00	95.24	34.63		150.0	
		Z	3.73	93.57	35.46		150.0	
10316-AAB	IEEE 802.11g WiFi 2.4 GHz (ERP-OFDM, 6 Mbps, 96pc duty cycle)	X	5.50	70.18	19.72	0.17	150.0	± 9.6 %
		Y	5.56	70.39	19.80		150.0	
		Z	5.80	71.08	20.53		150.0	
10317-AAB	IEEE 802.11a WiFi 5 GHz (OFDM, 6 Mbps, 96pc duty cycle)	X	5.50	70.18	19.72	0.17	150.0	± 9.6 %
		Y	5.56	70.39	19.80		150.0	
		Z	5.80	71.08	20.53		150.0	
10400-AAC	IEEE 802.11ac WiFi (20MHz, 64-QAM, 99pc duty cycle)	X	5.69	70.71	19.77	0.00	150.0	± 9.6 %
		Y	5.77	70.99	19.90		150.0	
		Z	6.02	71.68	20.60		150.0	
10401-AAC	IEEE 802.11ac WiFi (40MHz, 64-QAM, 99pc duty cycle)	X	6.27	70.08	19.32	0.00	150.0	± 9.6 %
		Y	6.34	70.27	19.41		150.0	
		Z	6.53	70.76	19.97		150.0	

10402-AAC	IEEE 802.11ac WiFi (80MHz, 64-QAM, 99pc duty cycle)	X	6.56	70.41	19.31	0.00	150.0	± 9.6 %
		Y	6.62	70.59	19.41		150.0	
		Z	6.87	71.27	20.05		150.0	
10403-AAB	CDMA2000 (1xEV-DO, Rev. 0)	X	100.00	165.50	50.69	0.00	115.0	± 9.6 %
		Y	100.00	163.79	49.87		115.0	
		Z	100.00	172.07	54.44		115.0	
10404-AAB	CDMA2000 (1xEV-DO, Rev. A)	X	100.00	165.50	50.69	0.00	115.0	± 9.6 %
		Y	100.00	163.79	49.87		115.0	
		Z	100.00	172.07	54.44		115.0	
10406-AAB	CDMA2000, RC3, SO32, SCHO, Full Rate	X	100.00	153.07	46.52	0.00	100.0	± 9.6 %
		Y	100.00	152.22	46.23		100.0	
		Z	100.00	154.92	48.01		100.0	
10410-AAC	LTE-TDD (SC-FDMA, 1 RB, 10 MHz, QPSK, UL Subframe=2,3,4,7,8,9)	X	100.00	156.31	48.07	3.23	80.0	± 9.6 %
		Y	100.00	152.74	46.39		80.0	
		Z	100.00	158.54	49.86		80.0	
10415-AAA	IEEE 802.11b WiFi 2.4 GHz (DSSS, 1 Mbps, 99pc duty cycle)	X	2.52	83.98	30.40	0.00	150.0	± 9.6 %
		Y	3.64	93.54	34.03		150.0	
		Z	3.33	91.09	34.47		150.0	
10416-AAA	IEEE 802.11g WiFi 2.4 GHz (ERP-OFDM, 6 Mbps, 99pc duty cycle)	X	5.46	70.26	19.69	0.00	150.0	± 9.6 %
		Y	5.55	70.61	19.88		150.0	
		Z	5.77	71.20	20.52		150.0	
10417-AAA	IEEE 802.11a/n WiFi 5 GHz (OFDM, 6 Mbps, 99pc duty cycle)	X	5.46	70.26	19.69	0.00	150.0	± 9.6 %
		Y	5.55	70.61	19.88		150.0	
		Z	5.77	71.20	20.52		150.0	
10418-AAA	IEEE 802.11g WiFi 2.4 GHz (DSSS-OFDM, 6 Mbps, 99pc duty cycle, Long preamble)	X	5.50	70.62	19.83	0.00	150.0	± 9.6 %
		Y	5.59	70.99	20.02		150.0	
		Z	5.82	71.61	20.69		150.0	
10419-AAA	IEEE 802.11g WiFi 2.4 GHz (DSSS-OFDM, 6 Mbps, 99pc duty cycle, Short preamble)	X	5.50	70.47	19.77	0.00	150.0	± 9.6 %
		Y	5.59	70.83	19.96		150.0	
		Z	5.81	71.43	20.61		150.0	
10422-AAA	IEEE 802.11n (HT Greenfield, 7.2 Mbps, BPSK)	X	5.59	70.26	19.64	0.00	150.0	± 9.6 %
		Y	5.67	70.59	19.81		150.0	
		Z	5.90	71.17	20.44		150.0	
10423-AAA	IEEE 802.11n (HT Greenfield, 43.3 Mbps, 16-QAM)	X	5.80	70.64	19.75	0.00	150.0	± 9.6 %
		Y	5.88	70.95	19.91		150.0	
		Z	6.12	71.57	20.56		150.0	
10424-AAA	IEEE 802.11n (HT Greenfield, 72.2 Mbps, 64-QAM)	X	5.73	70.67	19.78	0.00	150.0	± 9.6 %
		Y	5.81	71.00	19.96		150.0	
		Z	6.05	71.62	20.61		150.0	
10425-AAA	IEEE 802.11n (HT Greenfield, 15 Mbps, BPSK)	X	6.29	70.50	19.56	0.00	150.0	± 9.6 %
		Y	6.37	70.76	19.70		150.0	
		Z	6.59	71.32	20.28		150.0	
10426-AAA	IEEE 802.11n (HT Greenfield, 90 Mbps, 16-QAM)	X	6.30	70.53	19.57	0.00	150.0	± 9.6 %
		Y	6.39	70.81	19.72		150.0	
		Z	6.60	71.36	20.30		150.0	

10427-AAA	IEEE 802.11n (HT Greenfield, 150 Mbps, 64-QAM)	X	6.29	70.44	19.52	0.00	150.0	± 9.6 %
		Y	6.37	70.70	19.66		150.0	
		Z	6.59	71.26	20.24		150.0	
10430-AAB	LTE-FDD (OFDMA, 5 MHz, E-TM 3.1)	X	7.16	82.33	25.64	0.00	150.0	± 9.6 %
		Y	9.01	87.67	27.87		150.0	
		Z	8.06	84.95	27.30		150.0	
10431-AAB	LTE-FDD (OFDMA, 10 MHz, E-TM 3.1)	X	5.45	72.35	20.62	0.00	150.0	± 9.6 %
		Y	5.59	72.91	20.89		150.0	
		Z	5.86	73.62	21.66		150.0	
10432-AAB	LTE-FDD (OFDMA, 15 MHz, E-TM 3.1)	X	5.58	71.25	20.08	0.00	150.0	± 9.6 %
		Y	5.68	71.65	20.29		150.0	
		Z	5.94	72.32	20.99		150.0	
10433-AAB	LTE-FDD (OFDMA, 20 MHz, E-TM 3.1)	X	5.74	70.72	19.81	0.00	150.0	± 9.6 %
		Y	5.83	71.05	19.98		150.0	
		Z	6.07	71.68	20.64		150.0	
10434-AAA	W-CDMA (BS Test Model 1, 64 DPCH)	X	9.02	87.64	27.37	0.00	150.0	± 9.6 %
		Y	13.21	96.09	30.52		150.0	
		Z	10.54	91.28	29.41		150.0	
10435-AAC	LTE-TDD (SC-FDMA, 1 RB, 20 MHz, QPSK, UL Subframe=2,3,4,7,8,9)	X	100.00	156.08	47.97	3.23	80.0	± 9.6 %
		Y	100.00	152.48	46.27		80.0	
		Z	100.00	158.33	49.76		80.0	
10447-AAB	LTE-FDD (OFDMA, 5 MHz, E-TM 3.1, Clipping 44%)	X	5.56	76.55	22.29	0.00	150.0	± 9.6 %
		Y	5.93	77.90	22.86		150.0	
		Z	6.25	78.89	23.90		150.0	
10448-AAB	LTE-FDD (OFDMA, 10 MHz, E-TM 3.1, Clipping 44%)	X	5.29	72.31	20.63	0.00	150.0	± 9.6 %
		Y	5.44	72.91	20.92		150.0	
		Z	5.70	73.65	21.71		150.0	
10449-AAB	LTE-FDD (OFDMA, 15 MHz, E-TM 3.1, Clipping 44%)	X	5.41	71.31	20.16	0.00	150.0	± 9.6 %
		Y	5.52	71.77	20.39		150.0	
		Z	5.77	72.46	21.12		150.0	
10450-AAB	LTE-FDD (OFDMA, 20 MHz, E-TM 3.1, Clipping 44%)	X	5.51	70.71	19.85	0.00	150.0	± 9.6 %
		Y	5.61	71.08	20.04		150.0	
		Z	5.84	71.75	20.73		150.0	
10451-AAA	W-CDMA (BS Test Model 1, 64 DPCH, Clipping 44%)	X	6.34	79.90	23.36	0.00	150.0	± 9.6 %
		Y	7.00	81.90	24.14		150.0	
		Z	7.42	83.21	25.38		150.0	
10456-AAA	IEEE 802.11ac WiFi (160MHz, 64-QAM, 99pc duty cycle)	X	7.09	70.50	19.27	0.00	150.0	± 9.6 %
		Y	7.16	70.66	19.36		150.0	
		Z	7.38	71.23	19.92		150.0	
10457-AAA	UMTS-FDD (DC-HSDPA)	X	4.56	68.72	19.50	0.00	150.0	± 9.6 %
		Y	4.64	69.16	19.74		150.0	
		Z	4.81	69.64	20.36		150.0	
10458-AAA	CDMA2000 (1xEV-DO, Rev. B, 2 carriers)	X	9.06	88.62	27.60	0.00	150.0	± 9.6 %
		Y	13.52	97.28	30.73		150.0	
		Z	10.54	92.23	29.68		150.0	
10459-AAA	CDMA2000 (1xEV-DO, Rev. B, 3 carriers)	X	6.53	73.36	22.10	0.00	150.0	± 9.6 %
		Y	7.24	75.86	23.35		150.0	
		Z	7.13	74.92	23.21		150.0	

10460-AAA	UMTS-FDD (WCDMA, AMR)	X	100.00	201.40	66.12	0.00	150.0	± 9.6 %
		Y	100.00	196.70	63.96		150.0	
		Z	100.00	207.95	69.97		150.0	
10461-AAA	LTE-TDD (SC-FDMA, 1 RB, 1.4 MHz, QPSK, UL Subframe=2,3,4,7,8,9)	X	100.00	169.78	54.27	3.29	80.0	± 9.6 %
		Y	100.00	163.99	51.56		80.0	
		Z	100.00	172.57	56.37		80.0	
10462-AAA	LTE-TDD (SC-FDMA, 1 RB, 1.4 MHz, 16-QAM, UL Subframe=2,3,4,7,8,9)	X	100.00	155.05	46.93	3.23	80.0	± 9.6 %
		Y	100.00	149.43	44.37		80.0	
		Z	100.00	159.74	49.87		80.0	
10463-AAA	LTE-TDD (SC-FDMA, 1 RB, 1.4 MHz, 64-QAM, UL Subframe=2,3,4,7,8,9)	X	100.00	151.90	45.34	3.23	80.0	± 9.6 %
		Y	100.00	146.25	42.78		80.0	
		Z	100.00	157.05	48.49		80.0	
10464-AAA	LTE-TDD (SC-FDMA, 1 RB, 3 MHz, QPSK, UL Subframe=2,3,4,7,8,9)	X	100.00	170.17	54.19	3.23	80.0	± 9.6 %
		Y	100.00	164.08	51.36		80.0	
		Z	100.00	173.16	56.41		80.0	
10465-AAA	LTE-TDD (SC-FDMA, 1 RB, 3 MHz, 16-QAM, UL Subframe=2,3,4,7,8,9)	X	100.00	154.44	46.62	3.23	80.0	± 9.6 %
		Y	100.00	148.65	43.98		80.0	
		Z	100.00	159.23	49.60		80.0	
10466-AAA	LTE-TDD (SC-FDMA, 1 RB, 3 MHz, 64-QAM, UL Subframe=2,3,4,7,8,9)	X	100.00	151.03	44.93	3.23	80.0	± 9.6 %
		Y	100.00	145.25	42.30		80.0	
		Z	100.00	156.28	48.12		80.0	
10467-AAC	LTE-TDD (SC-FDMA, 1 RB, 5 MHz, QPSK, UL Subframe=2,3,4,7,8,9)	X	100.00	170.52	54.35	3.23	80.0	± 9.6 %
		Y	100.00	164.43	51.53		80.0	
		Z	100.00	173.48	56.56		80.0	
10468-AAC	LTE-TDD (SC-FDMA, 1 RB, 5 MHz, 16-QAM, UL Subframe=2,3,4,7,8,9)	X	100.00	154.75	46.76	3.23	80.0	± 9.6 %
		Y	100.00	148.97	44.13		80.0	
		Z	100.00	159.51	49.73		80.0	
10469-AAC	LTE-TDD (SC-FDMA, 1 RB, 5 MHz, 64-QAM, UL Subframe=2,3,4,7,8,9)	X	100.00	151.20	45.00	3.23	80.0	± 9.6 %
		Y	100.00	145.42	42.37		80.0	
		Z	100.00	156.45	48.19		80.0	
10470-AAC	LTE-TDD (SC-FDMA, 1 RB, 10 MHz, QPSK, UL Subframe=2,3,4,7,8,9)	X	100.00	170.71	54.43	3.23	80.0	± 9.6 %
		Y	100.00	164.59	51.59		80.0	
		Z	100.00	173.66	56.63		80.0	
10471-AAC	LTE-TDD (SC-FDMA, 1 RB, 10 MHz, 16-QAM, UL Subframe=2,3,4,7,8,9)	X	100.00	154.79	46.77	3.23	80.0	± 9.6 %
		Y	100.00	148.99	44.13		80.0	
		Z	100.00	159.56	49.75		80.0	
10472-AAC	LTE-TDD (SC-FDMA, 1 RB, 10 MHz, 64-QAM, UL Subframe=2,3,4,7,8,9)	X	100.00	151.27	45.02	3.23	80.0	± 9.6 %
		Y	100.00	145.46	42.39		80.0	
		Z	100.00	156.53	48.22		80.0	
10473-AAC	LTE-TDD (SC-FDMA, 1 RB, 15 MHz, QPSK, UL Subframe=2,3,4,7,8,9)	X	100.00	170.68	54.42	3.23	80.0	± 9.6 %
		Y	100.00	164.56	51.58		80.0	
		Z	100.00	173.64	56.62		80.0	
10474-AAC	LTE-TDD (SC-FDMA, 1 RB, 15 MHz, 16-QAM, UL Subframe=2,3,4,7,8,9)	X	100.00	154.85	46.80	3.23	80.0	± 9.6 %
		Y	100.00	149.04	44.15		80.0	
		Z	100.00	159.62	49.77		80.0	
10475-AAC	LTE-TDD (SC-FDMA, 1 RB, 15 MHz, 64-QAM, UL Subframe=2,3,4,7,8,9)	X	100.00	151.30	45.04	3.23	80.0	± 9.6 %
		Y	100.00	145.49	42.40		80.0	
		Z	100.00	156.57	48.24		80.0	

10477-AAC	LTE-TDD (SC-FDMA, 1 RB, 20 MHz, 16-QAM, UL Subframe=2,3,4,7,8,9)	X	100.00	154.69	46.71	3.23	80.0	± 9.6 %
		Y	100.00	148.86	44.06		80.0	
		Z	100.00	159.48	49.70		80.0	
10478-AAC	LTE-TDD (SC-FDMA, 1 RB, 20 MHz, 64-QAM, UL Subframe=2,3,4,7,8,9)	X	100.00	151.24	45.01	3.23	80.0	± 9.6 %
		Y	100.00	145.41	42.36		80.0	
		Z	100.00	156.51	48.21		80.0	
10479-AAA	LTE-TDD (SC-FDMA, 50% RB, 1.4 MHz, QPSK, UL Subframe=2,3,4,7,8,9)	X	100.00	150.16	46.79	3.23	80.0	± 9.6 %
		Y	100.00	147.19	45.33		80.0	
		Z	100.00	153.10	48.79		80.0	
10480-AAA	LTE-TDD (SC-FDMA, 50% RB, 1.4 MHz, 16-QAM, UL Subframe=2,3,4,7,8,9)	X	100.00	138.44	41.18	3.23	80.0	± 9.6 %
		Y	100.00	136.02	40.01		80.0	
		Z	100.00	141.74	43.33		80.0	
10481-AAA	LTE-TDD (SC-FDMA, 50% RB, 1.4 MHz, 64-QAM, UL Subframe=2,3,4,7,8,9)	X	100.00	136.73	40.29	3.23	80.0	± 9.6 %
		Y	100.00	134.35	39.14		80.0	
		Z	100.00	140.23	42.52		80.0	
10482-AAA	LTE-TDD (SC-FDMA, 50% RB, 3 MHz, QPSK, UL Subframe=2,3,4,7,8,9)	X	100.00	146.96	44.59	2.23	80.0	± 9.6 %
		Y	100.00	143.32	42.79		80.0	
		Z	100.00	150.55	46.88		80.0	
10483-AAA	LTE-TDD (SC-FDMA, 50% RB, 3 MHz, 16-QAM, UL Subframe=2,3,4,7,8,9)	X	100.00	136.34	40.29	2.23	80.0	± 9.6 %
		Y	100.00	134.39	39.31		80.0	
		Z	100.00	140.00	42.59		80.0	
10484-AAA	LTE-TDD (SC-FDMA, 50% RB, 3 MHz, 64-QAM, UL Subframe=2,3,4,7,8,9)	X	100.00	135.57	39.98	2.23	80.0	± 9.6 %
		Y	100.00	133.67	39.03		80.0	
		Z	100.00	139.21	42.26		80.0	
10485-AAC	LTE-TDD (SC-FDMA, 50% RB, 5 MHz, QPSK, UL Subframe=2,3,4,7,8,9)	X	100.00	147.59	45.40	2.23	80.0	± 9.6 %
		Y	100.00	144.14	43.68		80.0	
		Z	100.00	150.47	47.31		80.0	
10486-AAC	LTE-TDD (SC-FDMA, 50% RB, 5 MHz, 16-QAM, UL Subframe=2,3,4,7,8,9)	X	100.00	137.83	41.30	2.23	80.0	± 9.6 %
		Y	100.00	135.37	40.05		80.0	
		Z	100.00	140.85	43.24		80.0	
10487-AAC	LTE-TDD (SC-FDMA, 50% RB, 5 MHz, 64-QAM, UL Subframe=2,3,4,7,8,9)	X	100.00	136.92	40.95	2.23	80.0	± 9.6 %
		Y	100.00	134.56	39.74		80.0	
		Z	100.00	139.91	42.87		80.0	
10488-AAC	LTE-TDD (SC-FDMA, 50% RB, 10 MHz, QPSK, UL Subframe=2,3,4,7,8,9)	X	100.00	143.94	44.47	2.23	80.0	± 9.6 %
		Y	100.00	141.07	43.01		80.0	
		Z	100.00	146.15	45.98		80.0	
10489-AAC	LTE-TDD (SC-FDMA, 50% RB, 10 MHz, 16-QAM, UL Subframe=2,3,4,7,8,9)	X	16.63	101.71	32.59	2.23	80.0	± 9.6 %
		Y	16.09	99.98	31.61		80.0	
		Z	26.73	112.45	36.58		80.0	
10490-AAC	LTE-TDD (SC-FDMA, 50% RB, 10 MHz, 64-QAM, UL Subframe=2,3,4,7,8,9)	X	14.08	97.41	31.13	2.23	80.0	± 9.6 %
		Y	13.69	95.95	30.25		80.0	
		Z	20.83	106.16	34.60		80.0	
10491-AAC	LTE-TDD (SC-FDMA, 50% RB, 15 MHz, QPSK, UL Subframe=2,3,4,7,8,9)	X	36.97	118.89	37.69	2.23	80.0	± 9.6 %
		Y	29.43	112.66	35.43		80.0	
		Z	93.18	139.88	43.90		80.0	
10492-AAC	LTE-TDD (SC-FDMA, 50% RB, 15 MHz, 16-QAM, UL Subframe=2,3,4,7,8,9)	X	9.04	86.25	27.30	2.23	80.0	± 9.6 %
		Y	8.79	85.15	26.58		80.0	
		Z	11.52	91.41	29.72		80.0	

10493-AAC	LTE-TDD (SC-FDMA, 50% RB, 15 MHz, 64-QAM, UL Subframe=2,3,4,7,8,9)	X	8.63	84.73	26.69	2.23	80.0	± 9.6 %
		Y	8.40	83.71	26.01		80.0	
		Z	10.75	89.36	28.94		80.0	
10494-AAC	LTE-TDD (SC-FDMA, 50% RB, 20 MHz, QPSK, UL Subframe=2,3,4,7,8,9)	X	100.00	139.08	42.62	2.23	80.0	± 9.6 %
		Y	90.18	134.73	40.94		80.0	
		Z	100.00	141.11	43.99		80.0	
10495-AAC	LTE-TDD (SC-FDMA, 50% RB, 20 MHz, 16-QAM, UL Subframe=2,3,4,7,8,9)	X	9.80	88.23	28.06	2.23	80.0	± 9.6 %
		Y	9.48	86.97	27.29		80.0	
		Z	12.92	94.21	30.74		80.0	
10496-AAC	LTE-TDD (SC-FDMA, 50% RB, 20 MHz, 64-QAM, UL Subframe=2,3,4,7,8,9)	X	8.89	85.44	27.00	2.23	80.0	± 9.6 %
		Y	8.65	84.39	26.31		80.0	
		Z	11.24	90.42	29.36		80.0	
10497-AAA	LTE-TDD (SC-FDMA, 100% RB, 1.4 MHz, QPSK, UL Subframe=2,3,4,7,8,9)	X	100.00	146.06	43.66	2.23	80.0	± 9.6 %
		Y	100.00	142.19	41.77		80.0	
		Z	100.00	150.68	46.47		80.0	
10498-AAA	LTE-TDD (SC-FDMA, 100% RB, 1.4 MHz, 16-QAM, UL Subframe=2,3,4,7,8,9)	X	100.00	133.24	37.80	2.23	80.0	± 9.6 %
		Y	100.00	130.04	36.22		80.0	
		Z	100.00	138.55	40.89		80.0	
10499-AAA	LTE-TDD (SC-FDMA, 100% RB, 1.4 MHz, 64-QAM, UL Subframe=2,3,4,7,8,9)	X	100.00	131.73	37.09	2.23	80.0	± 9.6 %
		Y	100.00	128.56	35.53		80.0	
		Z	100.00	137.13	40.21		80.0	
10500-AAA	LTE-TDD (SC-FDMA, 100% RB, 3 MHz, QPSK, UL Subframe=2,3,4,7,8,9)	X	100.00	145.75	44.88	2.23	80.0	± 9.6 %
		Y	100.00	142.57	43.28		80.0	
		Z	100.00	148.34	46.62		80.0	
10501-AAA	LTE-TDD (SC-FDMA, 100% RB, 3 MHz, 16-QAM, UL Subframe=2,3,4,7,8,9)	X	100.00	137.73	41.64	2.23	80.0	± 9.6 %
		Y	100.00	135.40	40.44		80.0	
		Z	100.00	140.35	43.36		80.0	
10502-AAA	LTE-TDD (SC-FDMA, 100% RB, 3 MHz, 64-QAM, UL Subframe=2,3,4,7,8,9)	X	100.00	136.71	41.21	2.23	80.0	± 9.6 %
		Y	100.00	134.48	40.06		80.0	
		Z	100.00	139.32	42.92		80.0	
10503-AAC	LTE-TDD (SC-FDMA, 100% RB, 5 MHz, QPSK, UL Subframe=2,3,4,7,8,9)	X	100.00	143.91	44.44	2.23	80.0	± 9.6 %
		Y	100.00	141.02	42.98		80.0	
		Z	100.00	146.13	45.97		80.0	
10504-AAC	LTE-TDD (SC-FDMA, 100% RB, 5 MHz, 16-QAM, UL Subframe=2,3,4,7,8,9)	X	16.42	101.41	32.48	2.23	80.0	± 9.6 %
		Y	15.81	99.58	31.46		80.0	
		Z	26.33	112.08	36.45		80.0	
10505-AAC	LTE-TDD (SC-FDMA, 100% RB, 5 MHz, 64-QAM, UL Subframe=2,3,4,7,8,9)	X	13.91	97.15	31.03	2.23	80.0	± 9.6 %
		Y	13.47	95.60	30.12		80.0	
		Z	20.53	105.83	34.48		80.0	
10506-AAC	LTE-TDD (SC-FDMA, 100% RB, 10 MHz, QPSK, UL Subframe=2,3,4,7,8,9)	X	100.00	139.02	42.59	2.23	80.0	± 9.6 %
		Y	84.37	133.35	40.59		80.0	
		Z	100.00	141.05	43.96		80.0	
10507-AAC	LTE-TDD (SC-FDMA, 100% RB, 10 MHz, 16-QAM, UL Subframe=2,3,4,7,8,9)	X	9.74	88.10	28.01	2.23	80.0	± 9.6 %
		Y	9.41	86.81	27.22		80.0	
		Z	12.83	94.06	30.68		80.0	



10508-AAC	LTE-TDD (SC-FDMA, 100% RB, 10 MHz, 64-QAM, UL Subframe=2,3,4,7,8,9)	X	8.83	85.28	26.92	2.23	80.0	± 9.6 %
		Y	8.58	84.19	26.23		80.0	
		Z	11.15	90.24	29.28		80.0	
10509-AAC	LTE-TDD (SC-FDMA, 100% RB, 15 MHz, QPSK, UL Subframe=2,3,4,7,8,9)	X	25.33	107.10	33.69	2.23	80.0	± 9.6 %
		Y	21.45	102.77	32.01		80.0	
		Z	49.47	121.84	38.52		80.0	
10510-AAC	LTE-TDD (SC-FDMA, 100% RB, 15 MHz, 16-QAM, UL Subframe=2,3,4,7,8,9)	X	8.26	81.82	25.43	2.23	80.0	± 9.6 %
		Y	7.99	80.77	24.78		80.0	
		Z	9.99	85.76	27.42		80.0	
10511-AAC	LTE-TDD (SC-FDMA, 100% RB, 15 MHz, 64-QAM, UL Subframe=2,3,4,7,8,9)	X	7.82	80.16	24.77	2.23	80.0	± 9.6 %
		Y	7.60	79.23	24.18		80.0	
		Z	9.26	83.60	26.58		80.0	
10512-AAC	LTE-TDD (SC-FDMA, 100% RB, 20 MHz, QPSK, UL Subframe=2,3,4,7,8,9)	X	95.34	134.45	40.90	2.23	80.0	± 9.6 %
		Y	60.52	123.74	37.72		80.0	
		Z	100.00	137.39	42.45		80.0	
10513-AAC	LTE-TDD (SC-FDMA, 100% RB, 20 MHz, 16-QAM, UL Subframe=2,3,4,7,8,9)	X	8.83	84.11	26.39	2.23	80.0	± 9.6 %
		Y	8.50	82.89	25.66		80.0	
		Z	11.06	88.88	28.66		80.0	
10514-AAC	LTE-TDD (SC-FDMA, 100% RB, 20 MHz, 64-QAM, UL Subframe=2,3,4,7,8,9)	X	8.03	81.58	25.42	2.23	80.0	± 9.6 %
		Y	7.79	80.58	24.78		80.0	
		Z	9.72	85.56	27.43		80.0	
10515-AAA	IEEE 802.11b WiFi 2.4 GHz (DSSS, 2 Mbps, 99pc duty cycle)	X	2.74	87.56	32.13	0.00	150.0	± 9.6 %
		Y	4.33	99.49	36.43		150.0	
		Z	3.77	96.11	36.71		150.0	
10516-AAA	IEEE 802.11b WiFi 2.4 GHz (DSSS, 5.5 Mbps, 99pc duty cycle)	X	100.00	250.55	85.79	0.00	150.0	± 9.6 %
		Y	100.00	240.21	81.20		150.0	
		Z	100.00	255.68	89.44		150.0	
10517-AAA	IEEE 802.11b WiFi 2.4 GHz (DSSS, 11 Mbps, 99pc duty cycle)	X	61.59	185.49	62.67	0.00	150.0	± 9.6 %
		Y	100.00	194.72	63.60		150.0	
		Z	100.00	205.38	69.31		150.0	
10518-AAA	IEEE 802.11a/h WiFi 5 GHz (OFDM, 9 Mbps, 99pc duty cycle)	X	5.49	70.47	19.75	0.00	150.0	± 9.6 %
		Y	5.58	70.83	19.94		150.0	
		Z	5.80	71.44	20.60		150.0	
10519-AAA	IEEE 802.11a/h WiFi 5 GHz (OFDM, 12 Mbps, 99pc duty cycle)	X	5.68	70.61	19.77	0.00	150.0	± 9.6 %
		Y	5.77	70.94	19.95		150.0	
		Z	6.01	71.56	20.60		150.0	
10520-AAA	IEEE 802.11a/h WiFi 5 GHz (OFDM, 18 Mbps, 99pc duty cycle)	X	5.58	70.86	19.88	0.00	150.0	± 9.6 %
		Y	5.67	71.23	20.08		150.0	
		Z	5.92	71.90	20.77		150.0	
10521-AAA	IEEE 802.11a/h WiFi 5 GHz (OFDM, 24 Mbps, 99pc duty cycle)	X	5.53	70.98	19.96	0.00	150.0	± 9.6 %
		Y	5.63	71.37	20.16		150.0	
		Z	5.88	72.07	20.87		150.0	
10522-AAA	IEEE 802.11a/h WiFi 5 GHz (OFDM, 36 Mbps, 99pc duty cycle)	X	5.58	70.97	19.97	0.00	150.0	± 9.6 %
		Y	5.67	71.35	20.17		150.0	
		Z	5.91	71.97	20.84		150.0	

10523-AAA	IEEE 802.11a/n WiFi 5 GHz (OFDM, 48 Mbps, 99pc duty cycle)	X	5.48	71.03	19.96	0.00	150.0	± 9.6 %
		Y	5.58	71.44	20.17		150.0	
		Z	5.83	72.12	20.88		150.0	
10524-AAA	IEEE 802.11a/n WiFi 5 GHz (OFDM, 54 Mbps, 99pc duty cycle)	X	5.52	70.92	19.97	0.00	150.0	± 9.6 %
		Y	5.82	71.31	20.18		150.0	
		Z	5.86	71.95	20.85		150.0	
10525-AAA	IEEE 802.11ac WiFi (20MHz, MCS0, 99pc duty cycle)	X	5.53	69.99	19.53	0.00	150.0	± 9.6 %
		Y	5.65	70.46	19.78		150.0	
		Z	5.87	71.05	20.42		150.0	
10526-AAA	IEEE 802.11ac WiFi (20MHz, MCS1, 99pc duty cycle)	X	5.75	70.45	19.68	0.00	150.0	± 9.6 %
		Y	5.88	70.91	19.93		150.0	
		Z	6.12	71.54	20.57		150.0	
10527-AAA	IEEE 802.11ac WiFi (20MHz, MCS2, 99pc duty cycle)	X	5.70	70.57	19.73	0.00	150.0	± 9.6 %
		Y	5.83	71.06	19.99		150.0	
		Z	6.08	71.72	20.66		150.0	
10528-AAA	IEEE 802.11ac WiFi (20MHz, MCS3, 99pc duty cycle)	X	5.71	70.55	19.74	0.00	150.0	± 9.6 %
		Y	5.83	71.03	19.99		150.0	
		Z	6.08	71.68	20.65		150.0	
10529-AAA	IEEE 802.11ac WiFi (20MHz, MCS4, 99pc duty cycle)	X	5.71	70.55	19.74	0.00	150.0	± 9.6 %
		Y	5.83	71.03	19.99		150.0	
		Z	6.08	71.68	20.65		150.0	
10531-AAA	IEEE 802.11ac WiFi (20MHz, MCS6, 99pc duty cycle)	X	5.75	70.84	19.85	0.00	150.0	± 9.6 %
		Y	5.88	71.34	20.11		150.0	
		Z	6.14	72.04	20.80		150.0	
10532-AAA	IEEE 802.11ac WiFi (20MHz, MCS7, 99pc duty cycle)	X	5.81	70.83	19.89	0.00	150.0	± 9.6 %
		Y	5.75	71.37	20.17		150.0	
		Z	6.01	72.08	20.87		150.0	
10533-AAA	IEEE 802.11ac WiFi (20MHz, MCS8, 99pc duty cycle)	X	5.74	70.65	19.76	0.00	150.0	± 9.6 %
		Y	5.86	71.14	20.01		150.0	
		Z	6.11	71.79	20.67		150.0	
10534-AAA	IEEE 802.11ac WiFi (40MHz, MCS0, 99pc duty cycle)	X	6.13	69.88	19.25	0.00	150.0	± 9.6 %
		Y	6.23	70.22	19.44		150.0	
		Z	6.46	70.84	20.05		150.0	
10535-AAA	IEEE 802.11ac WiFi (40MHz, MCS1, 99pc duty cycle)	X	6.22	70.11	19.35	0.00	150.0	± 9.6 %
		Y	6.33	70.46	19.55		150.0	
		Z	6.56	71.06	20.14		150.0	
10536-AAA	IEEE 802.11ac WiFi (40MHz, MCS2, 99pc duty cycle)	X	6.12	70.23	19.43	0.00	150.0	± 9.6 %
		Y	6.22	70.60	19.63		150.0	
		Z	6.47	71.26	20.27		150.0	
10537-AAA	IEEE 802.11ac WiFi (40MHz, MCS3, 99pc duty cycle)	X	6.15	70.08	19.34	0.00	150.0	± 9.6 %
		Y	6.26	70.44	19.54		150.0	
		Z	6.50	71.09	20.16		150.0	
10538-AAA	IEEE 802.11ac WiFi (40MHz, MCS4, 99pc duty cycle)	X	6.22	69.96	19.29	0.00	150.0	± 9.6 %
		Y	6.32	70.29	19.47		150.0	
		Z	6.56	70.93	20.09		150.0	
10540-AAA	IEEE 802.11ac WiFi (40MHz, MCS6, 99pc duty cycle)	X	6.17	70.08	19.38	0.00	150.0	± 9.6 %
		Y	6.27	70.43	19.58		150.0	
		Z	6.50	71.04	20.18		150.0	

10541-AAA	IEEE 802.11ac WiFi (40MHz, MCS7, 99pc duty cycle)	X	6.11	69.86	19.27	0.00	150.0	± 9.6 %
		Y	6.21	70.20	19.46		150.0	
		Z	6.44	70.82	20.07		150.0	
10542-AAA	IEEE 802.11ac WiFi (40MHz, MCS8, 99pc duty cycle)	X	6.24	69.76	19.20	0.00	150.0	± 9.6 %
		Y	6.34	70.08	19.38		150.0	
		Z	6.57	70.68	19.97		150.0	
10543-AAA	IEEE 802.11ac WiFi (40MHz, MCS9, 99pc duty cycle)	X	6.32	69.73	19.18	0.00	150.0	± 9.6 %
		Y	6.41	70.04	19.36		150.0	
		Z	6.64	70.60	19.92		150.0	
10544-AAA	IEEE 802.11ac WiFi (80MHz, MCS0, 99pc duty cycle)	X	6.39	69.67	19.02	0.00	150.0	± 9.6 %
		Y	6.48	69.94	19.17		150.0	
		Z	6.71	70.57	19.77		150.0	
10545-AAA	IEEE 802.11ac WiFi (80MHz, MCS1, 99pc duty cycle)	X	6.67	70.26	19.24	0.00	150.0	± 9.6 %
		Y	6.77	70.56	19.40		150.0	
		Z	7.00	71.19	20.00		150.0	
10546-AAA	IEEE 802.11ac WiFi (80MHz, MCS2, 99pc duty cycle)	X	6.51	70.03	19.16	0.00	150.0	± 9.6 %
		Y	6.60	70.31	19.31		150.0	
		Z	6.85	70.99	19.94		150.0	
10547-AAA	IEEE 802.11ac WiFi (80MHz, MCS3, 99pc duty cycle)	X	6.58	70.04	19.14	0.00	150.0	± 9.6 %
		Y	6.67	70.31	19.29		150.0	
		Z	6.94	71.02	19.93		150.0	
10548-AAA	IEEE 802.11ac WiFi (80MHz, MCS4, 99pc duty cycle)	X	7.14	71.81	19.97	0.00	150.0	± 9.6 %
		Y	7.29	72.19	20.15		150.0	
		Z	7.59	73.01	20.85		150.0	
10550-AAA	IEEE 802.11ac WiFi (80MHz, MCS6, 99pc duty cycle)	X	6.53	70.00	19.15	0.00	150.0	± 9.6 %
		Y	6.62	70.29	19.31		150.0	
		Z	6.86	70.91	19.90		150.0	
10551-AAA	IEEE 802.11ac WiFi (80MHz, MCS7, 99pc duty cycle)	X	6.54	70.05	19.14	0.00	150.0	± 9.6 %
		Y	6.63	70.32	19.29		150.0	
		Z	6.88	71.00	19.91		150.0	
10552-AAA	IEEE 802.11ac WiFi (80MHz, MCS8, 99pc duty cycle)	X	6.42	69.80	19.03	0.00	150.0	± 9.6 %
		Y	6.51	70.06	19.18		150.0	
		Z	6.75	70.72	19.80		150.0	
10553-AAA	IEEE 802.11ac WiFi (80MHz, MCS9, 99pc duty cycle)	X	6.49	69.73	19.01	0.00	150.0	± 9.6 %
		Y	6.57	69.98	19.15		150.0	
		Z	6.82	70.63	19.76		150.0	
10554-AAB	IEEE 802.11ac WiFi (160MHz, MCS0, 99pc duty cycle)	X	6.80	69.87	18.96	0.00	150.0	± 9.6 %
		Y	6.88	70.09	19.09		150.0	
		Z	7.12	70.74	19.69		150.0	
10555-AAB	IEEE 802.11ac WiFi (160MHz, MCS1, 99pc duty cycle)	X	6.99	70.30	19.14	0.00	150.0	± 9.6 %
		Y	7.07	70.53	19.27		150.0	
		Z	7.32	71.19	19.87		150.0	
10556-AAB	IEEE 802.11ac WiFi (160MHz, MCS2, 99pc duty cycle)	X	7.01	70.34	19.15	0.00	150.0	± 9.6 %
		Y	7.09	70.56	19.27		150.0	
		Z	7.34	71.22	19.88		150.0	
10557-AAB	IEEE 802.11ac WiFi (160MHz, MCS3, 99pc duty cycle)	X	6.96	70.20	19.10	0.00	150.0	± 9.6 %
		Y	7.04	70.42	19.22		150.0	
		Z	7.29	71.10	19.84		150.0	

10558-AAB	IEEE 802.11ac WiFi (160MHz, MCS4, 99pc duty cycle)	X	7.03	70.43	19.22	0.00	150.0	± 9.6 %
		Y	7.11	70.65	19.35		150.0	
		Z	7.38	71.35	19.97		150.0	
10560-AAB	IEEE 802.11ac WiFi (160MHz, MCS6, 99pc duty cycle)	X	6.97	70.11	19.10	0.00	150.0	± 9.6 %
		Y	7.05	70.32	19.22		150.0	
		Z	7.30	70.98	19.81		150.0	
10561-AAB	IEEE 802.11ac WiFi (160MHz, MCS7, 99pc duty cycle)	X	6.91	70.15	19.16	0.00	150.0	± 9.6 %
		Y	6.99	70.37	19.29		150.0	
		Z	7.23	71.02	19.89		150.0	
10562-AAB	IEEE 802.11ac WiFi (160MHz, MCS8, 99pc duty cycle)	X	7.11	70.74	19.45	0.00	150.0	± 9.6 %
		Y	7.20	70.97	19.57		150.0	
		Z	7.47	71.71	20.22		150.0	
10563-AAB	IEEE 802.11ac WiFi (160MHz, MCS9, 99pc duty cycle)	X	7.52	71.42	19.70	0.00	150.0	± 9.6 %
		Y	7.61	71.64	19.82		150.0	
		Z	7.98	72.60	20.56		150.0	
10564-AAA	IEEE 802.11g WiFi 2.4 GHz (DSSS-OFDM, 9 Mbps, 99pc duty cycle)	X	5.73	70.00	19.54	0.46	150.0	± 9.6 %
		Y	5.79	70.20	19.62		150.0	
		Z	6.02	70.82	20.29		150.0	
10565-AAA	IEEE 802.11g WiFi 2.4 GHz (DSSS-OFDM, 12 Mbps, 99pc duty cycle)	X	5.99	70.44	19.80	0.46	150.0	± 9.6 %
		Y	6.06	70.70	19.94		150.0	
		Z	6.29	71.26	20.55		150.0	
10566-AAA	IEEE 802.11g WiFi 2.4 GHz (DSSS-OFDM, 18 Mbps, 99pc duty cycle)	X	5.85	70.47	19.76	0.46	150.0	± 9.6 %
		Y	5.91	70.70	19.87		150.0	
		Z	6.16	71.36	20.55		150.0	
10567-AAA	IEEE 802.11g WiFi 2.4 GHz (DSSS-OFDM, 24 Mbps, 99pc duty cycle)	X	5.92	71.04	20.21	0.46	150.0	± 9.6 %
		Y	6.02	71.47	20.45		150.0	
		Z	6.24	71.98	21.03		150.0	
10568-AAA	IEEE 802.11g WiFi 2.4 GHz (DSSS-OFDM, 36 Mbps, 99pc duty cycle)	X	5.75	70.23	19.54	0.46	150.0	± 9.6 %
		Y	5.79	70.33	19.55		150.0	
		Z	6.05	71.07	20.30		150.0	
10569-AAA	IEEE 802.11g WiFi 2.4 GHz (DSSS-OFDM, 48 Mbps, 99pc duty cycle)	X	5.89	71.25	20.36	0.46	150.0	± 9.6 %
		Y	6.01	71.74	20.62		150.0	
		Z	6.22	72.21	21.18		150.0	
10570-AAA	IEEE 802.11g WiFi 2.4 GHz (DSSS-OFDM, 54 Mbps, 99pc duty cycle)	X	5.89	70.90	20.16	0.46	150.0	± 9.6 %
		Y	5.99	71.28	20.37		150.0	
		Z	6.20	71.78	20.95		150.0	
10571-AAA	IEEE 802.11b WiFi 2.4 GHz (DSSS, 1 Mbps, 90pc duty cycle)	X	3.02	86.99	31.58	0.46	130.0	± 9.6 %
		Y	3.94	93.49	33.73		130.0	
		Z	3.96	94.04	35.47		130.0	
10572-AAA	IEEE 802.11b WiFi 2.4 GHz (DSSS, 2 Mbps, 90pc duty cycle)	X	3.40	90.80	33.28	0.46	130.0	± 9.6 %
		Y	4.74	98.93	35.89		130.0	
		Z	4.62	99.06	37.56		130.0	
10573-AAA	IEEE 802.11b WiFi 2.4 GHz (DSSS, 5.5 Mbps, 90pc duty cycle)	X	100.00	227.39	76.80	0.46	130.0	± 9.6 %
		Y	100.00	218.85	72.90		130.0	
		Z	100.00	232.98	80.45		130.0	
10574-AAA	IEEE 802.11b WiFi 2.4 GHz (DSSS, 11 Mbps, 90pc duty cycle)	X	100.00	194.44	64.43	0.46	130.0	± 9.6 %
		Y	100.00	189.82	62.23		130.0	
		Z	100.00	199.38	67.45		130.0	

10575-AAA	IEEE 802.11g WiFi 2.4 GHz (DSSS-OFDM, 6 Mbps, 90pc duty cycle)	X	5.50	69.85	19.68	0.46	130.0	± 9.6 %
		Y	5.55	70.02	19.73		130.0	
		Z	5.78	70.67	20.44		130.0	
10576-AAA	IEEE 802.11g WiFi 2.4 GHz (DSSS-OFDM, 9 Mbps, 90pc duty cycle)	X	5.55	70.12	19.80	0.46	130.0	± 9.6 %
		Y	5.61	70.35	19.89		130.0	
		Z	5.84	70.98	20.59		130.0	
10577-AAA	IEEE 802.11g WiFi 2.4 GHz (DSSS-OFDM, 12 Mbps, 90pc duty cycle)	X	5.77	70.35	19.89	0.46	130.0	± 9.6 %
		Y	5.83	70.58	19.98		130.0	
		Z	6.07	71.19	20.65		130.0	
10578-AAA	IEEE 802.11g WiFi 2.4 GHz (DSSS-OFDM, 18 Mbps, 90pc duty cycle)	X	5.72	70.79	20.18	0.46	130.0	± 9.6 %
		Y	5.80	71.12	20.33		130.0	
		Z	6.03	71.72	20.99		130.0	
10579-AAA	IEEE 802.11g WiFi 2.4 GHz (DSSS-OFDM, 24 Mbps, 90pc duty cycle)	X	5.45	70.06	19.52	0.46	130.0	± 9.6 %
		Y	5.48	70.08	19.46		130.0	
		Z	5.77	70.99	20.35		130.0	
10580-AAA	IEEE 802.11g WiFi 2.4 GHz (DSSS-OFDM, 36 Mbps, 90pc duty cycle)	X	5.49	70.02	19.49	0.46	130.0	± 9.6 %
		Y	5.51	70.00	19.41		130.0	
		Z	5.80	70.89	20.28		130.0	
10581-AAA	IEEE 802.11g WiFi 2.4 GHz (DSSS-OFDM, 48 Mbps, 90pc duty cycle)	X	5.66	71.10	20.30	0.46	130.0	± 9.6 %
		Y	5.74	71.42	20.43		130.0	
		Z	5.99	72.11	21.16		130.0	
10582-AAA	IEEE 802.11g WiFi 2.4 GHz (DSSS-OFDM, 54 Mbps, 90pc duty cycle)	X	5.38	69.73	19.27	0.46	130.0	± 9.6 %
		Y	5.38	69.65	19.14		130.0	
		Z	5.68	70.62	20.07		130.0	
10583-AAA	IEEE 802.11a/h WiFi 5 GHz (OFDM, 6 Mbps, 90pc duty cycle)	X	5.50	69.85	19.68	0.46	130.0	± 9.6 %
		Y	5.55	70.02	19.73		130.0	
		Z	5.78	70.67	20.44		130.0	
10584-AAA	IEEE 802.11a/h WiFi 5 GHz (OFDM, 9 Mbps, 90pc duty cycle)	X	5.55	70.12	19.80	0.46	130.0	± 9.6 %
		Y	5.61	70.35	19.89		130.0	
		Z	5.84	70.98	20.59		130.0	
10585-AAA	IEEE 802.11a/h WiFi 5 GHz (OFDM, 12 Mbps, 90pc duty cycle)	X	5.77	70.35	19.89	0.46	130.0	± 9.6 %
		Y	5.83	70.58	19.98		130.0	
		Z	6.07	71.19	20.65		130.0	
10586-AAA	IEEE 802.11a/h WiFi 5 GHz (OFDM, 18 Mbps, 90pc duty cycle)	X	5.72	70.79	20.18	0.46	130.0	± 9.6 %
		Y	5.80	71.12	20.33		130.0	
		Z	6.03	71.72	20.99		130.0	
10587-AAA	IEEE 802.11a/h WiFi 5 GHz (OFDM, 24 Mbps, 90pc duty cycle)	X	5.45	70.06	19.52	0.46	130.0	± 9.6 %
		Y	5.48	70.08	19.46		130.0	
		Z	5.77	70.99	20.35		130.0	
10588-AAA	IEEE 802.11a/h WiFi 5 GHz (OFDM, 36 Mbps, 90pc duty cycle)	X	5.49	70.02	19.49	0.46	130.0	± 9.6 %
		Y	5.51	70.00	19.41		130.0	
		Z	5.80	70.89	20.28		130.0	
10589-AAA	IEEE 802.11a/h WiFi 5 GHz (OFDM, 48 Mbps, 90pc duty cycle)	X	5.66	71.10	20.30	0.46	130.0	± 9.6 %
		Y	5.74	71.42	20.43		130.0	
		Z	5.99	72.11	21.16		130.0	
10590-AAA	IEEE 802.11a/h WiFi 5 GHz (OFDM, 54 Mbps, 90pc duty cycle)	X	5.38	69.73	19.27	0.46	130.0	± 9.6 %
		Y	5.38	69.65	19.14		130.0	
		Z	5.68	70.62	20.07		130.0	

10591-AAA	IEEE 802.11n (HT Mixed, 20MHz, MCS0, 90pc duty cycle)	X	5.62	69.71	19.63	0.46	130.0	± 9.6 %
		Y	5.68	69.91	19.70		130.0	
		Z	5.90	70.49	20.36		130.0	
10592-AAA	IEEE 802.11n (HT Mixed, 20MHz, MCS1, 90pc duty cycle)	X	5.81	70.12	19.77	0.46	130.0	± 9.6 %
		Y	5.87	70.31	19.84		130.0	
		Z	6.11	70.91	20.50		130.0	
10593-AAA	IEEE 802.11n (HT Mixed, 20MHz, MCS2, 90pc duty cycle)	X	5.75	70.12	19.72	0.46	130.0	± 9.6 %
		Y	5.80	70.28	19.77		130.0	
		Z	6.05	70.95	20.47		130.0	
10594-AAA	IEEE 802.11n (HT Mixed, 20MHz, MCS3, 90pc duty cycle)	X	5.81	70.29	19.87	0.46	130.0	± 9.6 %
		Y	5.87	70.50	19.95		130.0	
		Z	6.11	71.11	20.62		130.0	
10595-AAA	IEEE 802.11n (HT Mixed, 20MHz, MCS4, 90pc duty cycle)	X	5.79	70.30	19.81	0.46	130.0	± 9.6 %
		Y	5.84	70.49	19.87		130.0	
		Z	6.09	71.15	20.57		130.0	
10596-AAA	IEEE 802.11n (HT Mixed, 20MHz, MCS5, 90pc duty cycle)	X	5.74	70.38	19.87	0.46	130.0	± 9.6 %
		Y	5.79	70.55	19.91		130.0	
		Z	6.04	71.24	20.64		130.0	
10597-AAA	IEEE 802.11n (HT Mixed, 20MHz, MCS6, 90pc duty cycle)	X	5.69	70.34	19.79	0.46	130.0	± 9.6 %
		Y	5.74	70.49	19.82		130.0	
		Z	6.00	71.22	20.58		130.0	
10598-AAA	IEEE 802.11n (HT Mixed, 20MHz, MCS7, 90pc duty cycle)	X	5.70	70.71	20.14	0.46	130.0	± 9.6 %
		Y	5.77	71.00	20.26		130.0	
		Z	6.02	71.65	20.96		130.0	
10599-AAA	IEEE 802.11n (HT Mixed, 40MHz, MCS0, 90pc duty cycle)	X	6.29	69.92	19.51	0.46	130.0	± 9.6 %
		Y	6.34	70.06	19.56		130.0	
		Z	6.57	70.65	20.18		130.0	
10600-AAA	IEEE 802.11n (HT Mixed, 40MHz, MCS1, 90pc duty cycle)	X	6.55	70.72	19.87	0.46	130.0	± 9.6 %
		Y	6.61	70.88	19.91		130.0	
		Z	6.87	71.57	20.59		130.0	
10601-AAA	IEEE 802.11n (HT Mixed, 40MHz, MCS2, 90pc duty cycle)	X	6.37	70.29	19.69	0.46	130.0	± 9.6 %
		Y	6.43	70.44	19.73		130.0	
		Z	6.67	71.07	20.38		130.0	
10602-AAA	IEEE 802.11n (HT Mixed, 40MHz, MCS3, 90pc duty cycle)	X	6.46	70.23	19.56	0.46	130.0	± 9.6 %
		Y	6.50	70.33	19.56		130.0	
		Z	6.73	70.94	20.21		130.0	
10603-AAA	IEEE 802.11n (HT Mixed, 40MHz, MCS4, 90pc duty cycle)	X	6.54	70.54	19.83	0.46	130.0	± 9.6 %
		Y	6.60	70.70	19.89		130.0	
		Z	6.83	71.28	20.50		130.0	
10604-AAA	IEEE 802.11n (HT Mixed, 40MHz, MCS5, 90pc duty cycle)	X	6.28	69.83	19.48	0.46	130.0	± 9.6 %
		Y	6.33	69.96	19.53		130.0	
		Z	6.56	70.56	20.15		130.0	
10605-AAA	IEEE 802.11n (HT Mixed, 40MHz, MCS6, 90pc duty cycle)	X	6.46	70.37	19.75	0.46	130.0	± 9.6 %
		Y	6.51	70.49	19.76		130.0	
		Z	6.73	71.07	20.39		130.0	
10606-AAA	IEEE 802.11n (HT Mixed, 40MHz, MCS7, 90pc duty cycle)	X	6.16	69.63	19.27	0.46	130.0	± 9.6 %
		Y	6.19	69.65	19.23		130.0	
		Z	6.43	70.33	19.92		130.0	

10607-AAA	IEEE 802.11ac WiFi (20MHz, MCS0, 90pc duty cycle)	X	5.58	69.53	19.53	0.46	130.0	± 9.6 %
		Y	5.66	69.84	19.67		130.0	
		Z	5.89	70.45	20.34		130.0	
10608-AAA	IEEE 802.11ac WiFi (20MHz, MCS1, 90pc duty cycle)	X	5.82	70.03	19.71	0.46	130.0	± 9.6 %
		Y	5.90	70.33	19.84		130.0	
		Z	6.15	70.97	20.52		130.0	
10609-AAA	IEEE 802.11ac WiFi (20MHz, MCS2, 90pc duty cycle)	X	5.72	70.00	19.64	0.46	130.0	± 9.6 %
		Y	5.79	70.26	19.74		130.0	
		Z	6.06	70.98	20.48		130.0	
10610-AAA	IEEE 802.11ac WiFi (20MHz, MCS3, 90pc duty cycle)	X	5.77	70.16	19.79	0.46	130.0	± 9.6 %
		Y	5.86	70.48	19.93		130.0	
		Z	6.11	71.14	20.62		130.0	
10611-AAA	IEEE 802.11ac WiFi (20MHz, MCS4, 90pc duty cycle)	X	5.68	69.98	19.66	0.46	130.0	± 9.6 %
		Y	5.76	70.26	19.77		130.0	
		Z	6.02	70.97	20.50		130.0	
10612-AAA	IEEE 802.11ac WiFi (20MHz, MCS5, 90pc duty cycle)	X	5.73	70.29	19.79	0.46	130.0	± 9.6 %
		Y	5.81	70.54	19.88		130.0	
		Z	6.08	71.30	20.64		130.0	
10613-AAA	IEEE 802.11ac WiFi (20MHz, MCS6, 90pc duty cycle)	X	5.73	70.11	19.64	0.46	130.0	± 9.6 %
		Y	5.79	70.32	19.70		130.0	
		Z	6.07	71.13	20.49		130.0	
10614-AAA	IEEE 802.11ac WiFi (20MHz, MCS7, 90pc duty cycle)	X	5.69	70.47	19.98	0.46	130.0	± 9.6 %
		Y	5.79	70.86	20.15		130.0	
		Z	6.05	71.55	20.87		130.0	
10615-AAA	IEEE 802.11ac WiFi (20MHz, MCS8, 90pc duty cycle)	X	5.67	69.75	19.41	0.46	130.0	± 9.6 %
		Y	5.72	69.89	19.43		130.0	
		Z	6.01	70.70	20.23		130.0	
10616-AAA	IEEE 802.11ac WiFi (40MHz, MCS0, 90pc duty cycle)	X	6.21	69.57	19.34	0.46	130.0	± 9.6 %
		Y	6.27	69.79	19.44		130.0	
		Z	6.51	70.42	20.08		130.0	
10617-AAA	IEEE 802.11ac WiFi (40MHz, MCS1, 90pc duty cycle)	X	6.31	69.83	19.43	0.46	130.0	± 9.6 %
		Y	6.38	70.05	19.52		130.0	
		Z	6.60	70.62	20.14		130.0	
10618-AAA	IEEE 802.11ac WiFi (40MHz, MCS2, 90pc duty cycle)	X	6.21	69.98	19.56	0.46	130.0	± 9.6 %
		Y	6.29	70.23	19.67		130.0	
		Z	6.53	70.88	20.32		130.0	
10619-AAA	IEEE 802.11ac WiFi (40MHz, MCS3, 90pc duty cycle)	X	6.21	69.69	19.34	0.46	130.0	± 9.6 %
		Y	6.27	69.87	19.40		130.0	
		Z	6.52	70.54	20.07		130.0	
10620-AAA	IEEE 802.11ac WiFi (40MHz, MCS4, 90pc duty cycle)	X	6.28	69.60	19.31	0.46	130.0	± 9.6 %
		Y	6.34	69.77	19.38		130.0	
		Z	6.60	70.46	20.05		130.0	
10621-AAA	IEEE 802.11ac WiFi (40MHz, MCS5, 90pc duty cycle)	X	6.26	69.70	19.49	0.46	130.0	± 9.6 %
		Y	6.35	69.99	19.63		130.0	
		Z	6.57	70.54	20.21		130.0	
10622-AAA	IEEE 802.11ac WiFi (40MHz, MCS6, 90pc duty cycle)	X	6.33	70.04	19.65	0.46	130.0	± 9.6 %
		Y	6.42	70.34	19.79		130.0	
		Z	6.63	70.87	20.38		130.0	

10623-AAA	IEEE 802.11ac WiFi (40MHz, MCS7, 90pc duty cycle)	X	6.14	69.39	19.21	0.46	130.0	± 9.6 %
		Y	6.20	69.55	19.27		130.0	
		Z	6.44	70.21	19.94		130.0	
10624-AAA	IEEE 802.11ac WiFi (40MHz, MCS8, 90pc duty cycle)	X	6.33	69.49	19.29	0.46	130.0	± 9.6 %
		Y	6.40	69.68	19.37		130.0	
		Z	6.63	70.29	19.99		130.0	
10625-AAA	IEEE 802.11ac WiFi (40MHz, MCS9, 90pc duty cycle)	X	6.89	70.95	20.02	0.46	130.0	± 9.6 %
		Y	6.98	71.20	20.12		130.0	
		Z	7.25	71.89	20.77		130.0	
10626-AAA	IEEE 802.11ac WiFi (80MHz, MCS0, 90pc duty cycle)	X	6.46	69.34	19.09	0.46	130.0	± 9.6 %
		Y	6.51	69.50	19.15		130.0	
		Z	6.74	70.13	19.78		130.0	
10627-AAA	IEEE 802.11ac WiFi (80MHz, MCS1, 90pc duty cycle)	X	6.80	70.16	19.43	0.46	130.0	± 9.6 %
		Y	6.88	70.36	19.51		130.0	
		Z	7.11	70.98	20.13		130.0	
10628-AAA	IEEE 802.11ac WiFi (80MHz, MCS2, 90pc duty cycle)	X	6.54	69.58	19.10	0.46	130.0	± 9.6 %
		Y	6.59	69.68	19.13		130.0	
		Z	6.84	70.41	19.81		130.0	
10629-AAA	IEEE 802.11ac WiFi (80MHz, MCS3, 90pc duty cycle)	X	6.63	69.66	19.12	0.46	130.0	± 9.6 %
		Y	6.68	69.76	19.14		130.0	
		Z	6.92	70.40	19.78		130.0	
10630-AAA	IEEE 802.11ac WiFi (80MHz, MCS4, 90pc duty cycle)	X	7.51	72.33	20.41	0.46	130.0	± 9.6 %
		Y	7.62	72.56	20.47		130.0	
		Z	7.96	73.47	21.25		130.0	
10631-AAA	IEEE 802.11ac WiFi (80MHz, MCS5, 90pc duty cycle)	X	7.16	71.48	20.20	0.46	130.0	± 9.6 %
		Y	7.28	71.83	20.36		130.0	
		Z	7.56	72.54	21.01		130.0	
10632-AAA	IEEE 802.11ac WiFi (80MHz, MCS6, 90pc duty cycle)	X	6.75	70.19	19.59	0.46	130.0	± 9.6 %
		Y	6.85	70.50	19.75		130.0	
		Z	7.06	71.01	20.29		130.0	
10633-AAA	IEEE 802.11ac WiFi (80MHz, MCS7, 90pc duty cycle)	X	6.60	69.71	19.19	0.46	130.0	± 9.6 %
		Y	6.65	69.86	19.25		130.0	
		Z	6.92	70.59	19.92		130.0	
10634-AAA	IEEE 802.11ac WiFi (80MHz, MCS8, 90pc duty cycle)	X	6.58	69.75	19.27	0.46	130.0	± 9.6 %
		Y	6.65	69.94	19.36		130.0	
		Z	6.90	70.60	19.99		130.0	
10635-AAA	IEEE 802.11ac WiFi (80MHz, MCS9, 90pc duty cycle)	X	6.41	68.90	18.58	0.46	130.0	± 9.6 %
		Y	6.42	68.84	18.49		130.0	
		Z	6.71	69.69	19.26		130.0	
10636-AAB	IEEE 802.11ac WiFi (160MHz, MCS0, 90pc duty cycle)	X	6.89	69.61	19.05	0.46	130.0	± 9.6 %
		Y	6.94	69.73	19.10		130.0	
		Z	7.18	70.37	19.72		130.0	
10637-AAB	IEEE 802.11ac WiFi (160MHz, MCS1, 90pc duty cycle)	X	7.11	70.14	19.29	0.46	130.0	± 9.6 %
		Y	7.17	70.28	19.34		130.0	
		Z	7.41	70.93	19.96		130.0	
10638-AAB	IEEE 802.11ac WiFi (160MHz, MCS2, 90pc duty cycle)	X	7.11	70.11	19.25	0.46	130.0	± 9.6 %
		Y	7.17	70.24	19.30		130.0	
		Z	7.41	70.90	19.93		130.0	



10639-AAB	IEEE 802.11ac WiFi (160MHz, MCS3, 90pc duty cycle)	X	7.06	69.99	19.24	0.46	130.0	± 9.6 %
		Y	7.11	70.12	19.28		130.0	
		Z	7.37	70.79	19.92		130.0	
10640-AAB	IEEE 802.11ac WiFi (160MHz, MCS4, 90pc duty cycle)	X	7.09	70.06	19.22	0.46	130.0	± 9.6 %
		Y	7.13	70.13	19.22		130.0	
		Z	7.41	70.90	19.91		130.0	
10641-AAB	IEEE 802.11ac WiFi (160MHz, MCS5, 90pc duty cycle)	X	7.08	69.78	19.08	0.46	130.0	± 9.6 %
		Y	7.12	69.84	19.08		130.0	
		Z	7.36	70.49	19.71		130.0	
10642-AAB	IEEE 802.11ac WiFi (160MHz, MCS6, 90pc duty cycle)	X	7.13	70.08	19.40	0.46	130.0	± 9.6 %
		Y	7.20	70.27	19.49		130.0	
		Z	7.44	70.86	20.06		130.0	
10643-AAB	IEEE 802.11ac WiFi (160MHz, MCS7, 90pc duty cycle)	X	6.97	69.80	19.17	0.46	130.0	± 9.6 %
		Y	7.01	69.89	19.19		130.0	
		Z	7.26	70.57	19.84		130.0	
10644-AAB	IEEE 802.11ac WiFi (160MHz, MCS8, 90pc duty cycle)	X	7.22	70.56	19.56	0.46	130.0	± 9.6 %
		Y	7.27	70.64	19.57		130.0	
		Z	7.57	71.46	20.29		130.0	
10645-AAB	IEEE 802.11ac WiFi (160MHz, MCS9, 90pc duty cycle)	X	7.87	71.89	20.13	0.46	130.0	± 9.6 %
		Y	7.95	72.00	20.15		130.0	
		Z	8.27	72.83	20.86		130.0	
10646-AAD	LTE-TDD (SC-FDMA, 1 RB, 5 MHz, QPSK, UL Subframe=2,7)	X	100.00	163.00	56.56	9.30	60.0	± 9.6 %
		Y	37.21	129.52	45.95		60.0	
		Z	100.00	162.70	56.99		60.0	
10647-AAC	LTE-TDD (SC-FDMA, 1 RB, 20 MHz, QPSK, UL Subframe=2,7)	X	100.00	164.52	57.26	9.30	60.0	± 9.6 %
		Y	32.59	127.04	45.45		60.0	
		Z	100.00	164.20	57.68		60.0	
10648-AAA	CDMA2000 (1x Advanced)	X	100.00	185.52	58.23	0.00	150.0	± 9.6 %
		Y	100.00	181.47	56.38		150.0	
		Z	100.00	193.94	62.97		150.0	
10652-AAB	LTE-TDD (OFDMA, 5 MHz, E-TM 3.1, Clipping 44%)	X	6.86	79.93	24.78	2.23	80.0	± 9.6 %
		Y	7.03	80.14	24.66		80.0	
		Z	8.09	83.31	26.67		80.0	
10653-AAB	LTE-TDD (OFDMA, 10 MHz, E-TM 3.1, Clipping 44%)	X	5.97	73.58	22.16	2.23	80.0	± 9.6 %
		Y	5.98	73.46	21.97		80.0	
		Z	6.62	75.51	23.43		80.0	
10654-AAB	LTE-TDD (OFDMA, 15 MHz, E-TM 3.1, Clipping 44%)	X	5.71	72.44	21.78	2.23	80.0	± 9.6 %
		Y	5.73	72.34	21.60		80.0	
		Z	6.28	74.21	22.98		80.0	
10655-AAB	LTE-TDD (OFDMA, 20 MHz, E-TM 3.1, Clipping 44%)	X	5.73	72.20	21.68	2.23	80.0	± 9.6 %
		Y	5.73	72.06	21.48		80.0	
		Z	6.29	73.95	22.87		80.0	

<sup>ε</sup> Uncertainty is determined using the max. deviation from linear response applying rectangular distribution and is expressed for the square of the field value.

# DIPOLE CALIBRATION CERTIFICATES



In Collaboration with  
**s p e a g**  
CALIBRATION LABORATORY



中国认可  
国际互认  
校准  
CALIBRATION  
CNAS L0570

Add: No.51 Xueyuan Road, Haidian District, Beijing, 100191, China  
Tel: +86-10-62304633-2079 Fax: +86-10-62304633-2504  
E-mail: cttl@chinattl.com [Http://www.chinattl.cn](http://www.chinattl.cn)

Client

**BACL**

Certificate No: **Z16-97195**

## CALIBRATION CERTIFICATE

Object **D835V2 - SN: 445**

Calibration Procedure(s) **FD-Z11-003-01**  
**Calibration Procedures for dipole validation kits**

Calibration date: **October 26, 2016**

This calibration Certificate documents the traceability to national standards, which realize the physical units of measurements(SI). The measurements and the uncertainties with confidence probability are given on the following pages and are part of the certificate.

All calibrations have been conducted in the closed laboratory facility: environment temperature(22±3)°C and humidity<70%.

Calibration Equipment used (M&TE critical for calibration)

Primary Standards	ID #	Cal Date(Calibrated by, Certificate No.)	Scheduled Calibration
Power Meter NRP2	101919	27-Jun-16 (CTTL, No.J16X04777)	Jun-17
Power sensor NRP-Z91	101547	27-Jun-16 (CTTL, No.J16X04777)	Jun-17
Reference Probe EX3DV4	SN 7433	26-Sep-16(SPEAG,No.EX3-7433_Sep16)	Sep-17
DAE4	SN 777	22-Aug-16(CTTL-SPEAG,No.Z16-97138)	Aug-17
Secondary Standards	ID #	Cal Date(Calibrated by, Certificate No.)	Scheduled Calibration
Signal Generator E4438C	MY49071430	01-Feb-16 (CTTL, No.J16X00893)	Jan-17
Network Analyzer E5071C	MY46110673	26-Jan-16 (CTTL, No.J16X00894)	Jan-17

	Name	Function	Signature
Calibrated by:	Zhao Jing	SAR Test Engineer	
Reviewed by:	Qi Dianyuan	SAR Project Leader	
Approved by:	Liu Wei	Deputy Director of SEM Department	

Issued: October 27, 2016

This calibration certificate shall not be reproduced except in full without written approval of the laboratory.



In Collaboration with  
**s p e a g**  
CALIBRATION LABORATORY

Add: No.51 Xueyuan Road, Haidian District, Beijing, 100191, China  
Tel: +86-10-62304633-2079 Fax: +86-10-62304633-2504  
E-mail: cttl@chinattl.com Http://www.chinattl.cn

**Glossary:**

TSL	tissue simulating liquid
ConvF	sensitivity in TSL / NORM <sub>x,y,z</sub>
N/A	not applicable or not measured

**Calibration is Performed According to the Following Standards:**

- a) IEEE Std 1528-2013, "IEEE Recommended Practice for Determining the Peak Spatial-Averaged Specific Absorption Rate (SAR) in the Human Head from Wireless Communications Devices: Measurement Techniques", June 2013
- b) IEC 62209-1, "Procedure to measure the Specific Absorption Rate (SAR) For hand-held devices used in close proximity to the ear (frequency range of 300MHz to 3GHz)", February 2005
- c) IEC 62209-2, "Procedure to measure the Specific Absorption Rate (SAR) For wireless communication devices used in close proximity to the human body (frequency range of 30MHz to 6GHz)", March 2010
- d) KDB865664, SAR Measurement Requirements for 100 MHz to 6 GHz

**Additional Documentation:**

- e) DASY4/5 System Handbook

**Methods Applied and Interpretation of Parameters:**

- *Measurement Conditions:* Further details are available from the Validation Report at the end of the certificate. All figures stated in the certificate are valid at the frequency indicated.
- *Antenna Parameters with TSL:* The dipole is mounted with the spacer to position its feed point exactly below the center marking of the flat phantom section, with the arms oriented parallel to the body axis.
- *Feed Point Impedance and Return Loss:* These parameters are measured with the dipole positioned under the liquid filled phantom. The impedance stated is transformed from the measurement at the SMA connector to the feed point. The Return Loss ensures low reflected power. No uncertainty required.
- *Electrical Delay:* One-way delay between the SMA connector and the antenna feed point. No uncertainty required.
- *SAR measured:* SAR measured at the stated antenna input power.
- *SAR normalized:* SAR as measured, normalized to an input power of 1 W at the antenna connector.
- *SAR for nominal TSL parameters:* The measured TSL parameters are used to calculate the nominal SAR result.

The reported uncertainty of measurement is stated as the standard uncertainty of Measurement multiplied by the coverage factor  $k=2$ , which for a normal distribution Corresponds to a coverage probability of approximately 95%.





In Collaboration with  
**s p e a g**  
CALIBRATION LABORATORY

Add: No.51 Xueyuan Road, Haidian District, Beijing, 100191, China  
Tel: +86-10-62304633-2079 Fax: +86-10-62304633-2504  
E-mail: cttl@chinattl.com Http://www.chinattl.cn

### Measurement Conditions

DASY system configuration, as far as not given on page 1.

DASY Version	DASY52	52.8.8.1258
Extrapolation	Advanced Extrapolation	
Phantom	Triple Flat Phantom 5.1C	
Distance Dipole Center - TSL	15 mm	with Spacer
Zoom Scan Resolution	dx, dy, dz = 5 mm	
Frequency	835 MHz $\pm$ 1 MHz	

### Head TSL parameters

The following parameters and calculations were applied.

	Temperature	Permittivity	Conductivity
Nominal Head TSL parameters	22.0 °C	41.5	0.90 mho/m
Measured Head TSL parameters	(22.0 $\pm$ 0.2) °C	41.4 $\pm$ 6 %	0.92 mho/m $\pm$ 6 %
Head TSL temperature change during test	<1.0 °C	----	----

### SAR result with Head TSL

SAR averaged over 1 $cm^3$ (1 g) of Head TSL	Condition	
SAR measured	250 mW input power	2.41 mW / g
SAR for nominal Head TSL parameters	normalized to 1W	9.46 mW / g $\pm$ 20.8 % (k=2)
SAR averaged over 10 $cm^3$ (10 g) of Head TSL	Condition	
SAR measured	250 mW input power	1.58 mW / g
SAR for nominal Head TSL parameters	normalized to 1W	6.23 mW / g $\pm$ 20.4 % (k=2)

### Body TSL parameters

The following parameters and calculations were applied.

	Temperature	Permittivity	Conductivity
Nominal Body TSL parameters	22.0 °C	55.2	0.97 mho/m
Measured Body TSL parameters	(22.0 $\pm$ 0.2) °C	55.8 $\pm$ 6 %	0.95 mho/m $\pm$ 6 %
Body TSL temperature change during test	<1.0 °C	----	----

### SAR result with Body TSL

SAR averaged over 1 $cm^3$ (1 g) of Body TSL	Condition	
SAR measured	250 mW input power	2.36 mW / g
SAR for nominal Body TSL parameters	normalized to 1W	9.60 mW / g $\pm$ 20.8 % (k=2)
SAR averaged over 10 $cm^3$ (10 g) of Body TSL	Condition	
SAR measured	250 mW input power	1.59 mW / g
SAR for nominal Body TSL parameters	normalized to 1W	6.44 mW / g $\pm$ 20.4 % (k=2)



In Collaboration with  
**s p e a g**  
CALIBRATION LABORATORY

Add: No.51 Xueyuan Road, Haidian District, Beijing, 100191, China  
Tel: +86-10-62304633-2079 Fax: +86-10-62304633-2504  
E-mail: cttl@chinattl.com Http://www.chinattl.cn

## Appendix

### Antenna Parameters with Head TSL

Impedance, transformed to feed point	45.5Ω- 3.43jΩ
Return Loss	- 24.6dB

### Antenna Parameters with Body TSL

Impedance, transformed to feed point	47.5Ω- 7.29jΩ
Return Loss	- 22.1dB

### General Antenna Parameters and Design

Electrical Delay (one direction)	1.497 ns
----------------------------------	----------

After long term use with 100W radiated power, only a slight warming of the dipole near the feedpoint can be measured.

The dipole is made of standard semirigid coaxial cable. The center conductor of the feeding line is directly connected to the second arm of the dipole. The antenna is therefore short-circuited for DC-signals. On some of the dipoles, small end caps are added to the dipole arms in order to improve matching when loaded according to the position as explained in the "Measurement Conditions" paragraph. The SAR data are not affected by this change. The overall dipole length is still according to the Standard. No excessive force must be applied to the dipole arms, because they might bend or the soldered connections near the feedpoint may be damaged.

### Additional EUT Data

Manufactured by	SPEAG
-----------------	-------

**DASY5 Validation Report for Head TSL**

Date: 10.26.2016

Test Laboratory: CTTL, Beijing, China

**DUT: Dipole 835 MHz; Type: D835V2; Serial: D835V2 - SN: 445**

Communication System: UID 0, CW; Frequency: 835 MHz; Duty Cycle: 1:1

Medium parameters used:  $f = 835 \text{ MHz}$ ;  $\sigma = 0.922 \text{ S/m}$ ;  $\epsilon_r = 41.42$ ;  $\rho = 1000 \text{ kg/m}^3$

Phantom section: Right Section

Measurement Standard: DASY5 (IEEE/IEC/ANSI C63.19-2007)

DASY5 Configuration:

- Probe: EX3DV4 - SN7433; ConvF(9.82, 9.82, 9.82); Calibrated: 9/26/2016;
- Sensor-Surface: 2mm (Mechanical Surface Detection)
- Electronics: DAE4 Sn777; Calibrated: 2016-08-22
- Phantom: Triple Flat Phantom 5.1C; Type: QD 000 P51 CA; Serial: 1161/1
- Measurement SW: DASY52, Version 52.8 (8); SEMCAD X Version 14.6.10 (7372)

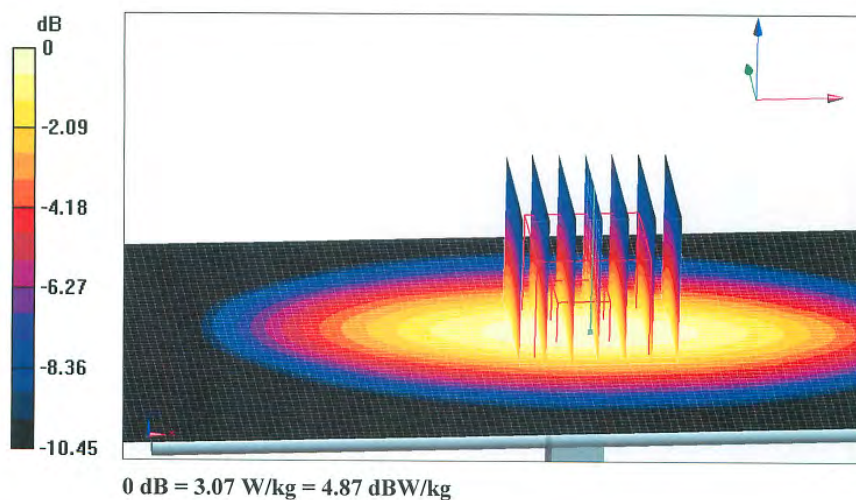
**Dipole Calibration/Zoom Scan (7x7x7) (7x7x7)/Cube 0:** Measurement grid:  $dx=5\text{mm}$ ,  $dy=5\text{mm}$ ,  $dz=5\text{mm}$

Reference Value = 58.51 V/m; Power Drift = -0.02 dB

Peak SAR (extrapolated) = 3.63 W/kg

**SAR(1 g) = 2.41 W/kg; SAR(10 g) = 1.58 W/kg**

Maximum value of SAR (measured) = 3.07 W/kg

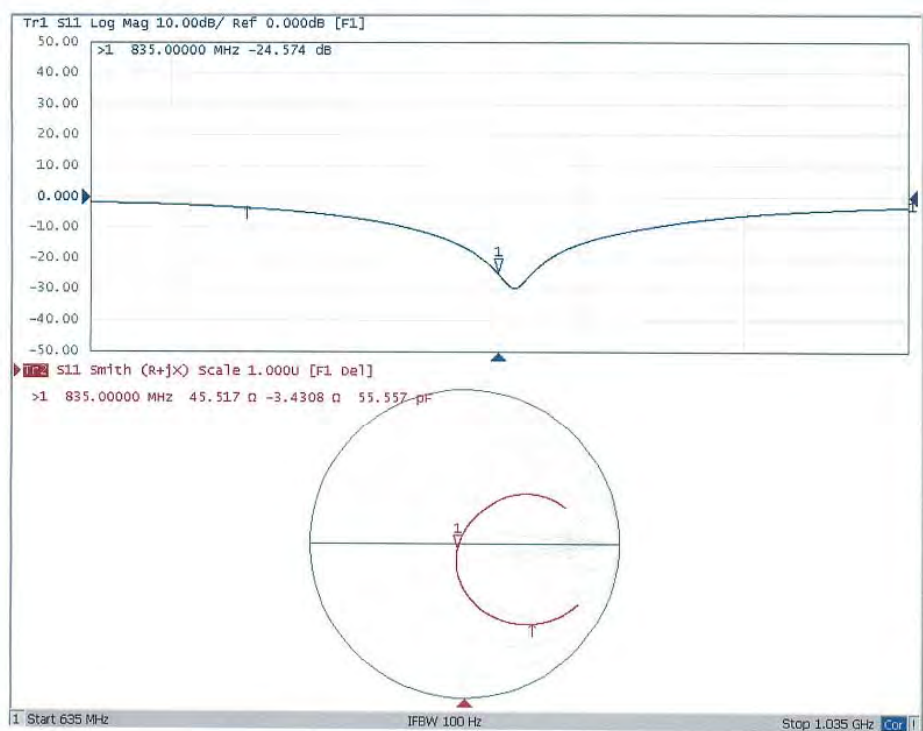




In Collaboration with  
**s p e a g**  
CALIBRATION LABORATORY

Add: No.51 Xueyuan Road, Haidian District, Beijing, 100191, China  
Tel: +86-10-62304633-2079 Fax: +86-10-62304633-2504  
E-mail: cttl@chinattl.com Http://www.chinattl.cn

### Impedance Measurement Plot for Head TSL







In Collaboration with  
**s p e a g**  
CALIBRATION LABORATORY

Add: No.51 Xueyuan Road, Haidian District, Beijing, 100191, China  
Tel: +86-10-62304633-2079 Fax: +86-10-62304633-2504  
E-mail: cttl@chinattl.com Http://www.chinattl.cn

#### DASY5 Validation Report for Body TSL

Date: 10.26.2016

Test Laboratory: CTTL, Beijing, China

**DUT: Dipole 835 MHz; Type: D835V2; Serial: D835V2 - SN: 445**

Communication System: UID 0, CW; Frequency: 835 MHz; Duty Cycle: 1:1

Medium parameters used:  $f = 835 \text{ MHz}$ ;  $\sigma = 0.952 \text{ S/m}$ ;  $\epsilon_r = 55.79$ ;  $\rho = 1000 \text{ kg/m}^3$

Phantom section: Center Section

Measurement Standard: DASY5 (IEEE/IEC/ANSI C63.19-2007)

DASY5 Configuration:

- Probe: EX3DV4 - SN7433; ConvF(9.5,9.5, 9.5); Calibrated: 9/26/2016;
- Sensor-Surface: 2mm (Mechanical Surface Detection)
- Electronics: DAE4 Sn777; Calibrated: 2016-08-22
- Phantom: Triple Flat Phantom 5.1C; Type: QD 000 P51 CA; Serial: 1161/1
- Measurement SW: DASY52, Version 52.8 (8); SEMCAD X Version 14.6.10 (7372)

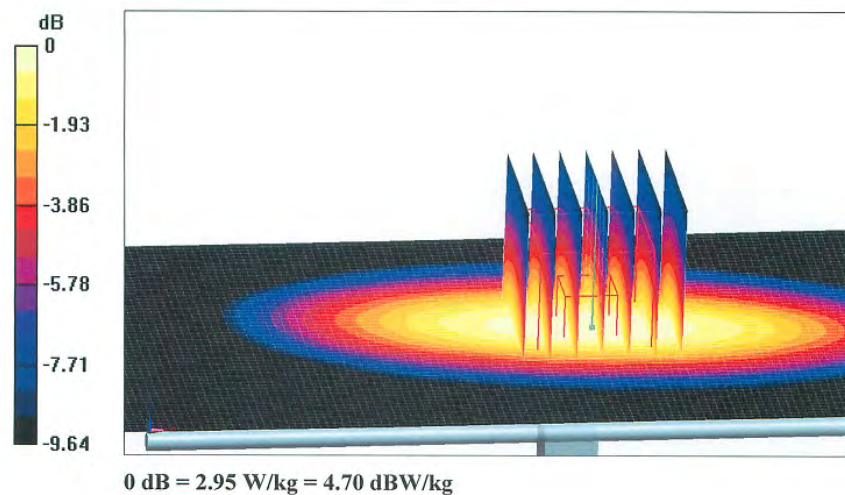
**Dipole Calibration/Zoom Scan (7x7x7) (7x7x7)/Cube 0:** Measurement grid:  $dx=5\text{mm}$ ,  $dy=5\text{mm}$ ,  $dz=5\text{mm}$

Reference Value = 56.01 V/m; Power Drift = 0.01 dB

Peak SAR (extrapolated) = 3.44 W/kg

**SAR(1 g) = 2.36 W/kg; SAR(10 g) = 1.59 W/kg**

Maximum value of SAR (measured) = 2.95 W/kg



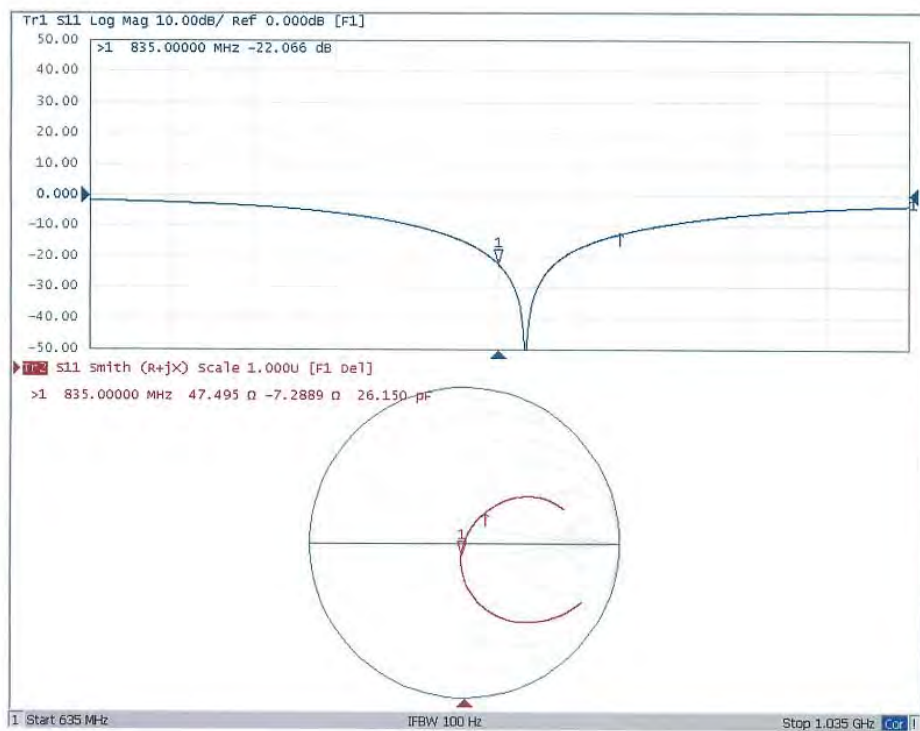




In Collaboration with  
**s p e a g**  
CALIBRATION LABORATORY

Add: No.51 Xueyuan Road, Haidian District, Beijing, 100191, China  
Tel: +86-10-62304633-2079 Fax: +86-10-62304633-2504  
E-mail: cttl@chinattl.com Http://www.chinattl.cn

### Impedance Measurement Plot for Body TSL





In Collaboration with  
**s p e a g**  
CALIBRATION LABORATORY



中国认可  
国际互认  
校准  
CALIBRATION  
CNAS L0570

Add: No.51 Xueyuan Road, Haidian District, Beijing, 100191, China  
Tel: +86-10-62304633-2079 Fax: +86-10-62304633-2504  
E-mail: cttl@chinattl.com [Http://www.chinattl.cn](http://www.chinattl.cn)

Client

**BACL**

Certificate No: **Z16-97196**

## CALIBRATION CERTIFICATE

Object **D1900V2 - SN: 543**

Calibration Procedure(s) **FD-Z11-003-01**  
**Calibration Procedures for dipole validation kits**

Calibration date: **October 25, 2016**

This calibration Certificate documents the traceability to national standards, which realize the physical units of measurements(SI). The measurements and the uncertainties with confidence probability are given on the following pages and are part of the certificate.

All calibrations have been conducted in the closed laboratory facility: environment temperature(22±3)°C and humidity<70%.

Calibration Equipment used (M&TE critical for calibration)

Primary Standards	ID #	Cal Date(Calibrated by, Certificate No.)	Scheduled Calibration
Power Meter NRP2	101919	27-Jun-16 (CTTL, No.J16X04777)	Jun-17
Power sensor NRP-Z91	101547	27-Jun-16 (CTTL, No.J16X04777)	Jun-17
Reference Probe EX3DV4	SN 7433	26-Sep-16(SPEAG,No.EX3-7433_Sep16)	Sep-17
DAE4	SN 777	22-Aug-16(CTTL-SPEAG,No.Z16-97138)	Aug-17
Secondary Standards	ID #	Cal Date(Calibrated by, Certificate No.)	Scheduled Calibration
Signal Generator E4438C	MY49071430	01-Feb-16 (CTTL, No.J16X00893)	Jan-17
Network Analyzer E5071C	MY46110673	26-Jan-16 (CTTL, No.J16X00894)	Jan-17

	Name	Function	Signature
Calibrated by:	Zhao Jing	SAR Test Engineer	
Reviewed by:	Qi Dianyuan	SAR Project Leader	
Approved by:	Liu Wei	Deputy Director of SEM Department	

Issued: October 27, 2016

This calibration certificate shall not be reproduced except in full without written approval of the laboratory.



In Collaboration with

**s p e a g**  
CALIBRATION LABORATORY

Add: No.51 Xueyuan Road, Haidian District, Beijing, 100191, China  
Tel: +86-10-62304633-2079 Fax: +86-10-62304633-2504  
E-mail: cntl@chinattl.com Http://www.chinattl.cn

**Glossary:**

TSL	tissue simulating liquid
ConvF	sensitivity in TSL / NORM <sub>x,y,z</sub>
N/A	not applicable or not measured

**Calibration is Performed According to the Following Standards:**

- a) IEEE Std 1528-2013, "IEEE Recommended Practice for Determining the Peak Spatial-Averaged Specific Absorption Rate (SAR) in the Human Head from Wireless Communications Devices: Measurement Techniques", June 2013
- b) IEC 62209-1, "Procedure to measure the Specific Absorption Rate (SAR) For hand-held devices used in close proximity to the ear (frequency range of 300MHz to 3GHz)", February 2005
- c) IEC 62209-2, "Procedure to measure the Specific Absorption Rate (SAR) For wireless communication devices used in close proximity to the human body (frequency range of 30MHz to 6GHz)", March 2010
- d) KDB865664, SAR Measurement Requirements for 100 MHz to 6 GHz

**Additional Documentation:**

- e) DASY4/5 System Handbook

**Methods Applied and Interpretation of Parameters:**

- *Measurement Conditions:* Further details are available from the Validation Report at the end of the certificate. All figures stated in the certificate are valid at the frequency indicated.
- *Antenna Parameters with TSL:* The dipole is mounted with the spacer to position its feed point exactly below the center marking of the flat phantom section, with the arms oriented parallel to the body axis.
- *Feed Point Impedance and Return Loss:* These parameters are measured with the dipole positioned under the liquid filled phantom. The impedance stated is transformed from the measurement at the SMA connector to the feed point. The Return Loss ensures low reflected power. No uncertainty required.
- *Electrical Delay:* One-way delay between the SMA connector and the antenna feed point. No uncertainty required.
- *SAR measured:* SAR measured at the stated antenna input power.
- *SAR normalized:* SAR as measured, normalized to an input power of 1 W at the antenna connector.
- *SAR for nominal TSL parameters:* The measured TSL parameters are used to calculate the nominal SAR result.

The reported uncertainty of measurement is stated as the standard uncertainty of Measurement multiplied by the coverage factor  $k=2$ , which for a normal distribution Corresponds to a coverage probability of approximately 95%.





In Collaboration with  
**s p e a g**  
CALIBRATION LABORATORY

Add: No.51 Xueyuan Road, Haidian District, Beijing, 100191, China  
Tel: +86-10-62304633-2079 Fax: +86-10-62304633-2504  
E-mail: cttl@chinatl.com Http://www.chinatl.cn

### Measurement Conditions

DASY system configuration, as far as not given on page 1.

DASY Version	DASY52	52.8.8.1258
Extrapolation	Advanced Extrapolation	
Phantom	Triple Flat Phantom 5.1C	
Distance Dipole Center - TSL	10 mm	with Spacer
Zoom Scan Resolution	dx, dy, dz = 5 mm	
Frequency	1900 MHz $\pm$ 1 MHz	

### Head TSL parameters

The following parameters and calculations were applied.

	Temperature	Permittivity	Conductivity
Nominal Head TSL parameters	22.0 °C	40.0	1.40 mho/m
Measured Head TSL parameters	(22.0 $\pm$ 0.2) °C	40.1 $\pm$ 6 %	1.39 mho/m $\pm$ 6 %
Head TSL temperature change during test	<1.0 °C	---	---

### SAR result with Head TSL

SAR averaged over 1 cm <sup>3</sup> (1 g) of Head TSL	Condition	
SAR measured	250 mW input power	10.0 mW / g
SAR for nominal Head TSL parameters	normalized to 1W	40.3 mW / g $\pm$ 20.8 % (k=2)
SAR averaged over 10 cm <sup>3</sup> (10 g) of Head TSL	Condition	
SAR measured	250 mW input power	5.25 mW / g
SAR for nominal Head TSL parameters	normalized to 1W	21.1 mW / g $\pm$ 20.4 % (k=2)

### Body TSL parameters

The following parameters and calculations were applied.

	Temperature	Permittivity	Conductivity
Nominal Body TSL parameters	22.0 °C	53.3	1.52 mho/m
Measured Body TSL parameters	(22.0 $\pm$ 0.2) °C	53.6 $\pm$ 6 %	1.50 mho/m $\pm$ 6 %
Body TSL temperature change during test	<1.0 °C	---	---

### SAR result with Body TSL

SAR averaged over 1 cm <sup>3</sup> (1 g) of Body TSL	Condition	
SAR measured	250 mW input power	10.2 mW / g
SAR for nominal Body TSL parameters	normalized to 1W	41.1 mW / g $\pm$ 20.8 % (k=2)
SAR averaged over 10 cm <sup>3</sup> (10 g) of Body TSL	Condition	
SAR measured	250 mW input power	5.40 mW / g
SAR for nominal Body TSL parameters	normalized to 1W	21.7 mW / g $\pm$ 20.4 % (k=2)



In Collaboration with  
**s p e a g**  
CALIBRATION LABORATORY

Add: No.51 Xueyuan Road, Haidian District, Beijing, 100191, China  
Tel: +86-10-62304633-2079 Fax: +86-10-62304633-2504  
E-mail: cttl@chinattl.com Http://www.chinattl.cn

## Appendix

### Antenna Parameters with Head TSL

Impedance, transformed to feed point	$50.1\Omega + 4.37j\Omega$
Return Loss	- 27.2dB

### Antenna Parameters with Body TSL

Impedance, transformed to feed point	$46.9\Omega + 3.77j\Omega$
Return Loss	- 25.9dB

### General Antenna Parameters and Design

Electrical Delay (one direction)	1.304 ns
----------------------------------	----------

After long term use with 100W radiated power, only a slight warming of the dipole near the feedpoint can be measured.

The dipole is made of standard semirigid coaxial cable. The center conductor of the feeding line is directly connected to the second arm of the dipole. The antenna is therefore short-circuited for DC-signals. On some of the dipoles, small end caps are added to the dipole arms in order to improve matching when loaded according to the position as explained in the "Measurement Conditions" paragraph. The SAR data are not affected by this change. The overall dipole length is still according to the Standard.  
No excessive force must be applied to the dipole arms, because they might bend or the soldered connections near the feedpoint may be damaged.

### Additional EUT Data

Manufactured by	SPEAG
-----------------	-------



In Collaboration with  
**s p e a g**  
CALIBRATION LABORATORY

Add: No.51 Xueyuan Road, Haidian District, Beijing, 100191, China  
Tel: +86-10-62304633-2079 Fax: +86-10-62304633-2504  
E-mail: ctll@chinattl.com Http://www.chinattl.cn

#### DASY5 Validation Report for Head TSL

Date: 10.25.2016

Test Laboratory: CTTL, Beijing, China

**DUT: Dipole 1900 MHz; Type: D1900V2; Serial: D1900V2 - SN: 543**

Communication System: UID 0, CW; Frequency: 1900 MHz; Duty Cycle: 1:1

Medium parameters used:  $f = 1900$  MHz;  $\sigma = 1.385$  S/m;  $\epsilon_r = 40.11$ ;  $\rho = 1000$  kg/m<sup>3</sup>

Phantom section: Center Section

Measurement Standard: DASY5 (IEEE/IEC/ANSI C63.19-2007)

DASY5 Configuration:

- Probe: EX3DV4 - SN7433; ConvF(7.98, 7.98, 7.98); Calibrated: 9/26/2016;
- Sensor-Surface: 2mm (Mechanical Surface Detection)
- Electronics: DAE4 Sn777; Calibrated: 2016-08-22
- Phantom: Triple Flat Phantom 5.1C; Type: QD 000 P51 CA; Serial: 1161/1
- Measurement SW: DASY52, Version 52.8 (8); SEMCAD X Version 14.6.10 (7372)

**System Performance Check/Zoom Scan (7x7x7) (7x7x7)/Cube 0: Measurement grid:**

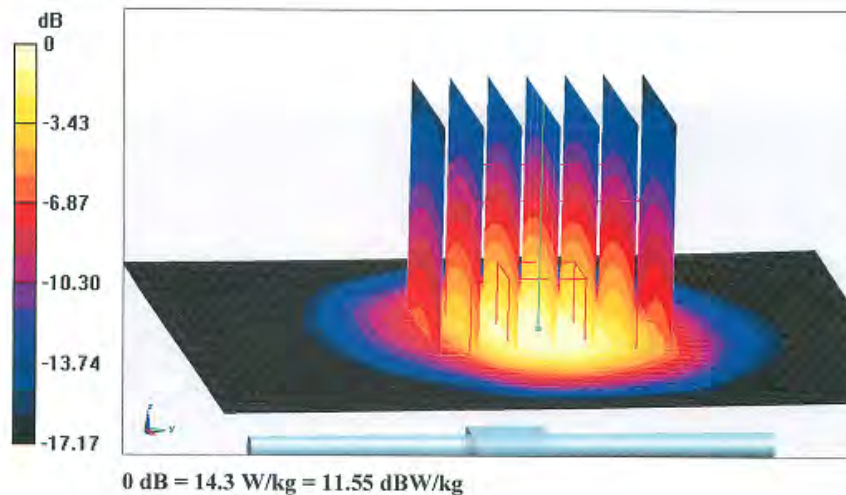
$dx=5$ mm,  $dy=5$ mm,  $dz=5$ mm

Reference Value = 98.24 V/m; Power Drift = -0.01 dB

Peak SAR (extrapolated) = 18.2 W/kg

**SAR(1 g) = 10 W/kg; SAR(10 g) = 5.25 W/kg**

Maximum value of SAR (measured) = 14.3 W/kg

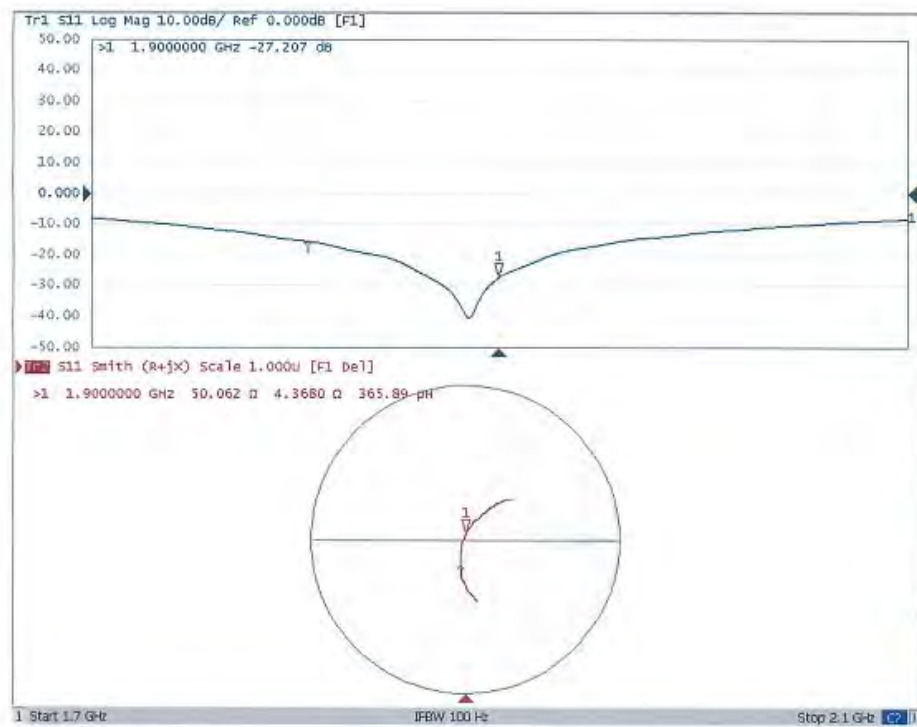




In Collaboration with  
**s p e a g**  
CALIBRATION LABORATORY

Add: No.51 Xueyuan Road, Haidian District, Beijing, 100191, China  
Tel: +86-10-62304633-2079 Fax: +86-10-62304633-2504  
E-mail: cttl@chinattl.com Http://www.chinattl.cn

### Impedance Measurement Plot for Head TSL







In Collaboration with  
**s p e a g**  
CALIBRATION LABORATORY

Add: No.51 Xueyuan Road, Haidian District, Beijing, 100191, China  
Tel: +86-10-62304633-2079 Fax: +86-10-62304633-2504  
E-mail: cttl@chinattl.com Http://www.chinattl.cn

#### DASY5 Validation Report for Body TSL

Date: 10.25.2016

Test Laboratory: CTTL, Beijing, China

**DUT: Dipole 1900 MHz; Type: D1900V2; Serial: D1900V2 - SN: 543**

Communication System: UID 0, CW; Frequency: 1900 MHz; Duty Cycle: 1:1

Medium parameters used:  $f = 1900$  MHz;  $\sigma = 1.504$  S/m;  $\epsilon_r = 53.55$ ;  $\rho = 1000$  kg/m<sup>3</sup>

Phantom section: Center Section

Measurement Standard: DASY5 (IEEE/IEC/ANSI C63.19-2007)

DASY5 Configuration:

- Probe: EX3DV4 - SN7433; ConvF(7.7, 7.7, 7.7); Calibrated: 9/26/2016;
- Sensor-Surface: 2mm (Mechanical Surface Detection)
- Electronics: DAE4 Sn777; Calibrated: 2016-08-22
- Phantom: Triple Flat Phantom 5.1C; Type: QD 000 P51 CA; Serial: 1161/1
- Measurement SW: DASY52, Version 52.8 (8); SEMCAD X Version 14.6.10 (7372)

**System Performance Check/Zoom Scan (7x7x7) (7x7x7)/Cube 0: Measurement grid:**

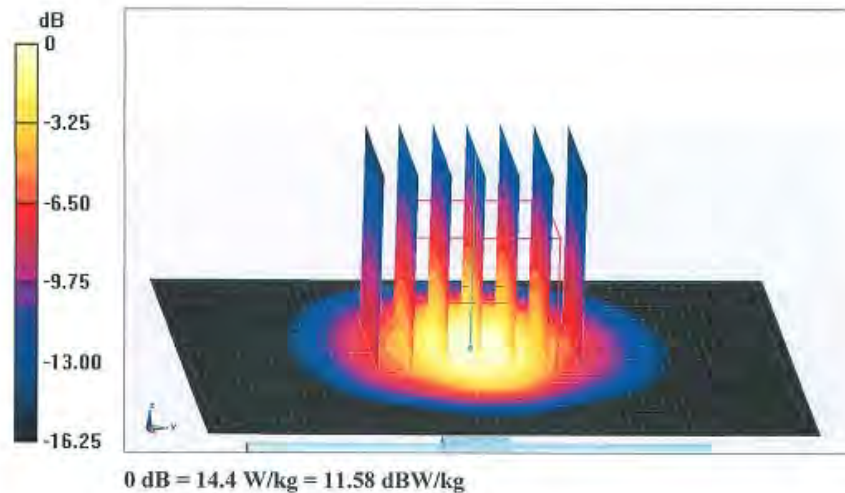
$dx=5$ mm,  $dy=5$ mm,  $dz=5$ mm

Reference Value = 99.20 V/m; Power Drift = -0.03 dB

Peak SAR (extrapolated) = 17.9 W/kg

**SAR(1 g) = 10.2 W/kg; SAR(10 g) = 5.4 W/kg**

Maximum value of SAR (measured) = 14.4 W/kg







In Collaboration with  
**s p e a g**  
CALIBRATION LABORATORY

Add: No.51 Xueyuan Road, Haidian District, Beijing, 100191, China  
Tel: +86-10-62304633-2079 Fax: +86-10-62304633-2504  
E-mail: cttl@chinattl.com Http://www.chinattl.cn

### Impedance Measurement Plot for Body TSL

