

## SAR Test Report

Product Name : Mobile Phone

Model No. : AM83

FCC ID : UOSAM83

Applicant : Amgoo Telecom Co., Ltd.

Address : 6/F, Block 3, Tongjian Building, Middle Shennan  
Rd, Futian District, Shenzhen, China

Date of Receipt : 30/05/2011

Date of Test : 30/05/2011 ~ 31/05/2011

Issued Date : 01/06/2011

Report No. : 115S055R-HP-US-P02V01

Report Version : V1.0

The test results relate only to the samples tested.

The test report shall not be reproduced except in full without the written approval of Quietek Corporation.

# Test Report Certification

Issued Date: 01/06/2011

Report No : 115S055R-HP-US-P02V01



Product Name : Mobile Phone

Applicant : Amgoo Telecom Co., Ltd.

Address : 6/F, Block 3, Tongjian Building, Middle Shennan Rd, Futian District, Shenzhen, China

Manufacturer : Amgoo Telecom Co., Ltd.

Address : 6/F, Block 3, Tongjian Building, Middle Shennan Rd, Futian District, Shenzhen, China

Model No. : AM83

FCC ID : UOSAM83

Brand Name : AMGOO

Applicable Standard : FCC Oet65 Supplement C June 2001  
IEEE Std. 1528-2003, 47CFR § 2.1093

Max SAR Value (1g) : GSM850 Head: 0.374W/kg  
GSM850 Body: 1.26W/kg  
PCS1900 Head: 0.525W/kg  
PCS1900 Body: 0.227W/kg

Test Result : Compliance (Refer to test result summary for details)

Performed Location : Suzhou EMC Laboratory  
No.99 Hongye Rd., Suzhou Industrial Park Loufeng Hi-Tech Development Zone., Suzhou, China  
TEL: +86-512-6251-5088 / FAX: +86-512-6251-5098  
FCC Registration Number: 800392; IC Lab Code: 4075B

Documented By : Alice Ni  
(Engineering ADM: Alice Ni)

Reviewed By : Robin Wu  
(Senior Engineer: Robin Wu)

Approved By : Marlin Chen  
(Engineering Supervisor: Marlin Chen)

## Laboratory Information

We, **Quietek Corporation**, are an independent EMC and safety consultancy that was established the whole facility in our laboratories. The test facility has been accredited/accepted(audited or listed) by the following related bodies in compliance with ISO 17025, EN 45001 and specified testing scope:

|                      |          |                       |
|----------------------|----------|-----------------------|
| <b>Taiwan R.O.C.</b> | <b>:</b> | <b>BSMI, NCC, TAF</b> |
| <b>Germany</b>       | <b>:</b> | <b>TUV Rheinland</b>  |
| <b>Norway</b>        | <b>:</b> | <b>Nemko, DNV</b>     |
| <b>USA</b>           | <b>:</b> | <b>FCC, NVLAP</b>     |
| <b>Japan</b>         | <b>:</b> | <b>VCCI</b>           |

The related certificate for our laboratories about the test site and management system can be downloaded from Quietek Corporation's Web Site : <http://www.quietek.com/tw/ctg/cts/accreditations.htm>  
The address and introduction of Quietek Corporation's laboratories can be founded in our Web site : <http://www.quietek.com/>  
If you have any comments, Please don't hesitate to contact us. Our contact information is as below:

### HsinChu Testing Laboratory :

No.75-2, 3rd Lin, Wangye Keng, Yonghxing Tsuen, Qionglin Shiang, Hsinchu County 307, Taiwan, R.O.C.  
TEL:+886-3-592-8858 / FAX:+886-3-592-8859 E-Mail : [service@quietek.com](mailto:service@quietek.com)



### LinKou Testing Laboratory :

No. 5-22, Ruei-Shu Valley, Ruei-Ping Tsuen, Lin-Kou Shiang, Taipei, Taiwan, R.O.C.  
TEL : 886-2-8601-3788 / FAX : 886-2-8601-3789 E-Mail : [service@quietek.com](mailto:service@quietek.com)



### Suzhou (China) Testing Laboratory :

No. 99 Hongye Rd., Suzhou Industrial Park Loufeng Hi-Tech Development Zone., Suzhou, China.  
TEL : +86-512-6251-5088 / FAX : +86-512-6251-5098 E-Mail : [service@quietek.com](mailto:service@quietek.com)



# TABLE OF CONTENTS

| Description                                                          | Page      |
|----------------------------------------------------------------------|-----------|
| <b>1. GENERAL INFORMATION .....</b>                                  | <b>6</b>  |
| 1.1. EUT DESCRIPTION .....                                           | 6         |
| 1.2. TEST ENVIRONMENT.....                                           | 7         |
| <b>2. SAR MEASUREMENT SYSTEM.....</b>                                | <b>8</b>  |
| 2.1. DASY5 SYSTEM DESCRIPTION .....                                  | 8         |
| 2.1.1. Applications .....                                            | 9         |
| 2.1.2. Area Scans .....                                              | 9         |
| 2.1.3. Zoom Scan (Cube Scan Averaging).....                          | 9         |
| 2.1.4. Uncertainty of Inter-/Extrapolation and Averaging.....        | 9         |
| 2.2. DASY5 E-FIELD PROBE .....                                       | 10        |
| 2.2.1. Isotropic E-Field Probe Specification .....                   | 10        |
| 2.3. BOUNDARY DETECTION UNIT AND PROBE MOUNTING DEVICE .....         | 11        |
| 2.4. DATA ACQUISITION ELECTRONICS (DAE) AND MEASUREMENT SERVER ..... | 11        |
| 2.5. ROBOT .....                                                     | 12        |
| 2.6. LIGHT BEAM UNIT .....                                           | 12        |
| 2.7. DEVICE HOLDER.....                                              | 13        |
| 2.8. SAM TWIN PHANTOM.....                                           | 13        |
| <b>3. TISSUE SIMULATING LIQUID .....</b>                             | <b>14</b> |
| 3.1. THE COMPOSITION OF THE TISSUE SIMULATING LIQUID .....           | 14        |
| 3.2. TISSUE CALIBRATION RESULT .....                                 | 15        |
| 3.3. TISSUE DIELECTRIC PARAMETERS FOR HEAD AND BODY PHANTOMS.....    | 16        |
| <b>4. SAR MEASUREMENT PROCEDURE .....</b>                            | <b>17</b> |
| 4.1. SAR SYSTEM VALIDATION.....                                      | 17        |
| 4.1.1. Validation Dipoles.....                                       | 17        |
| 4.1.2. Validation Result.....                                        | 18        |
| 4.2. SAR MEASUREMENT PROCEDURE .....                                 | 19        |
| <b>5. SAR EXPOSURE LIMITS.....</b>                                   | <b>20</b> |
| <b>6. TEST EQUIPMENT LIST .....</b>                                  | <b>21</b> |
| <b>7. MEASUREMENT UNCERTAINTY .....</b>                              | <b>26</b> |
| <b>8. CONDUCTED POWER MEASUREMENT.....</b>                           | <b>27</b> |
| <b>9. TEST RESULTS .....</b>                                         | <b>28</b> |

9.1. SAR TEST RESULTS SUMMARY ..... 28

9.2. TEST RESULT..... 29

**APPENDIX A. SAR SYSTEM VALIDATION DATA..... 33**

**APPENDIX B. SAR MEASUREMENT DATA ..... 37**

**APPENDIX C. TEST SETUP PHOTOGRAPHS & EUT PHOTOGRAPHS..... 65**

**APPENDIX D. PROBE CALIBRATION DATA..... 71**

**APPENDIX E. DIPOLE CALIBRATION DATA ..... 78**

## 1. General Information

### 1.1. EUT Description

|                                    |                                                                                                                                               |
|------------------------------------|-----------------------------------------------------------------------------------------------------------------------------------------------|
| Product Name                       | Mobile Phone                                                                                                                                  |
| Model No.                          | AM83                                                                                                                                          |
| Brand Name                         | AMGOO                                                                                                                                         |
| Hardware Version                   | AGT-X3100B-002MB                                                                                                                              |
| Software Version                   | L7AW002.11.08.1.4T14M0511-MC06                                                                                                                |
| Tx Frequency Range                 | GSM 850: 824 ~ 849MHz<br>PCS 1900: 1850 ~ 1910MHz                                                                                             |
| Rx Frequency Range                 | GSM 850: 869 ~ 894MHz<br>PCS 1900: 1930 ~ 1990MHz                                                                                             |
| GPRS Class                         | Class 12                                                                                                                                      |
| Device Category                    | Portable                                                                                                                                      |
| RF Exposure Environment            | Uncontrolled                                                                                                                                  |
| Antenna Type                       | Internal                                                                                                                                      |
| Max Antenna Gain                   | 0.8dBi for BT, -2.1dBi for GSM                                                                                                                |
| Max. Peak Output Power (Conducted) | GSM 850: 32.97 dBm<br>PCS 1900: 30.00 dBm                                                                                                     |
| Max. Peak Output Power (Radiated)  | GSM 850: 30.37 dBm – ERP<br>PCS 1900: 28.12 dBm – EIRP                                                                                        |
| Headset Model Number               | AM83                                                                                                                                          |
| Charger                            | Manufacturer: Shenzhen Dreamda Electronics Co., Ltd.<br>Mode Name: CH4<br>Rated Output: 5.0V/500mA                                            |
| Battery                            | Manufacturer: Shenzhen Powercom Electronics Co., Ltd.<br>Brand Name: AMGOO<br>Mode Name: AM-5BB<br>Rated Voltage and Capacitance: 3.7V/700mAh |

Note: The sample used for testing is end product

**1.2. Test Procedure**

|   |                                                                                |
|---|--------------------------------------------------------------------------------|
| 1 | Setup the EUT and Simulators as shown on above.                                |
| 2 | Turn on the power of all equipment                                             |
| 3 | EUT communicate with CMU 200, and test them respectively at GSM 850 & PCS 1900 |

**1.3. Test Environment**

Ambient conditions in the laboratory:

Test Mode: GSM 850

| Items            | Required | Actual  |
|------------------|----------|---------|
| Temperature (°C) | 18-25    | 21.3± 2 |
| Humidity (%RH)   | 30-70    | 52      |

Test Mode: PCS 1900

| Items            | Required | Actual  |
|------------------|----------|---------|
| Temperature (°C) | 18-25    | 21.4± 2 |
| Humidity (%RH)   | 30-70    | 52      |

Test Mode: GPRS 850

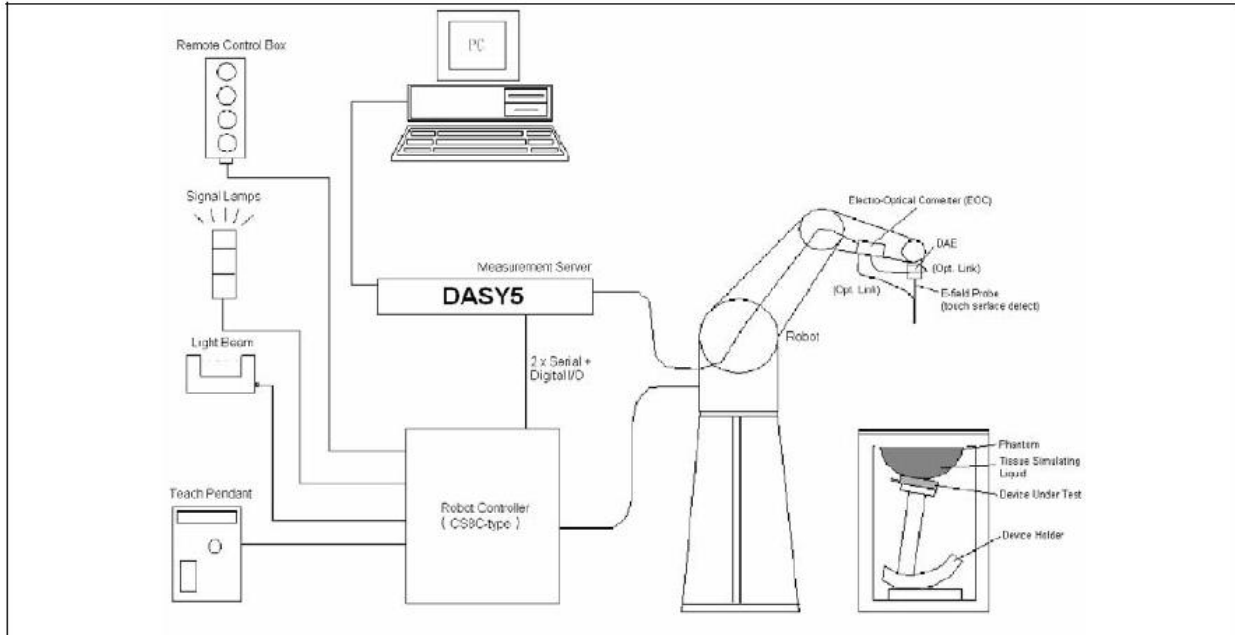
| Items            | Required | Actual  |
|------------------|----------|---------|
| Temperature (°C) | 18-25    | 21.3± 2 |
| Humidity (%RH)   | 30-70    | 52      |

Test Mode: GPRS 1900

| Items            | Required | Actual  |
|------------------|----------|---------|
| Temperature (°C) | 18-25    | 21.4± 2 |
| Humidity (%RH)   | 30-70    | 52      |

## 2. SAR Measurement System

### 2.1. DASY5 System Description



The DASY5 system for performing compliance tests consists of the following items:

- A standard high precision 6-axis robot with controller, teach pendant and software. An arm extension for accommodating the data acquisition electronics (DAE).
- A data acquisition electronics (DAE) which performs the signal amplification, signal multiplexing, AD-conversion, offset measurements, mechanical surface detection, collision detection, etc. The unit is battery powered with standard or rechargeable batteries. The signal is optically transmitted to the EOC.
- The Electro-optical converter (EOC) performs the conversion from optical to electrical signals for the digital communication to the DAE. To use optical surface detection, a special version of the EOC is required. The EOC signal is transmitted to the measurement server.
- The Light Beam used is for probe alignment. This improves the (absolute) accuracy of the probe positioning.
- A computer running WinXP and the DASY5 software.
- Remote control and teach pendant as well as additional circuitry for robot safety such as warning lamps, etc.
- The phantom, the device holder and other accessories according to the targeted measurement.



**2.1.1. Applications**

Predefined procedures and evaluations for automated compliance testing with all worldwide standards, e.g., IEEE 1528, OET 65, IEC 62209-1, IEC 62209-2, EN 50383, EN62311 and others.

**2.1.2. Area Scans**

Area scans are defined prior to the measurement process being executed with a user defined variable spacing between each measurement point (integral) allowing low uncertainty measurements to be conducted. Scans defined for FCC applications utilize a 10mm<sup>2</sup> step integral, with 1mm interpolation used to locate the peak SAR area used for zoom scan assessments.

When an Area Scan has measured all reachable points, it computes the field maxima found in the scanned area, within a range of the global maximum. The range (in dB) is specified in the standards for compliance testing. For example, a 2 dB range is required in IEEE 1528-2003, and IEC 62209 standards, whereby 3 dB is a requirement when compliance is assessed in accordance with the ARIB standard (Japan).

**2.1.3. Zoom Scan (Cube Scan Averaging)**

Zoom Scans are used to assess the peak spatial SAR values within a cubic averaging volume containing 1 g and 10 g of simulated tissue. A density of 1000 kg/m<sup>3</sup> is used to represent the head and body tissue density and not the phantom liquid density, in order to be consistent with the definition of the liquid dielectric properties, i.e. the side length of the 1 g cube is 10mm, with the side length of the 10 g cube 21,5mm.

The zoom scan integer steps can be user defined so as to reduce uncertainty, but normal practice for typical test applications utilize a physical step of 7x7x7 (5mmx5mmx5mm) providing a volume of 30mm in the X & Y axis, and 30mm in the Z axis.

**2.1.4. Uncertainty of Inter-/Extrapolation and Averaging**

In order to evaluate the uncertainty of the interpolation, extrapolation and averaged SAR calculation algorithms of the Postprocessor, DASY5 allows the generation of measurement grids which are artificially predefined by analytically based test functions. Therefore, the grids of area scans and zoom scans can be filled with uncertainty test data, according to the SAR benchmark functions of IEEE 1528. The three analytical functions shown in equations as below are used to describe the possible range of the expected SAR distributions for the tested handsets. The field gradients are covered by the spatially flat distribution f1, the spatially steep distribution f3 and f2 accounts for H-field cancellation on the phantom/tissue surface.

$$f_1(x, y, z) = Ae^{-\frac{z}{2a}} \cos^2 \left( \frac{\pi \sqrt{x'^2 + y'^2}}{2 \cdot 5a} \right)$$

$$f_2(x, y, z) = Ae^{-\frac{z}{a}} \frac{a^2}{a^2 + x'^2} \left( 3 - e^{-\frac{2z}{a}} \right) \cos^2 \left( \frac{\pi y'}{2 \cdot 3a} \right)$$


$$f_3(x, y, z) = A \frac{a^2}{\frac{a^2}{4} + x'^2 + y'^2} \left( e^{-\frac{2z}{a}} + \frac{a^2}{2(a + 2z)^2} \right)$$

**2.2. DASY5 E-Field Probe**

The SAR measurement is conducted with the dosimetric probe manufactured by SPEAG. The probe is specially designed and calibrated for use in liquid with high permittivity. The dosimetric probe has special calibration in liquid at different frequency.

SPEAG conducts the probe calibration in compliance with international and national standards (e.g. IEEE 1528, IEC 62209-1, IEC 62209, etc.) under ISO 17025. The calibration data are in Appendix D.

**2.2.1. Isotropic E-Field Probe Specification**

|                      |                                                                                                                                                                                                            |                                                                                       |
|----------------------|------------------------------------------------------------------------------------------------------------------------------------------------------------------------------------------------------------|---------------------------------------------------------------------------------------|
| <b>Model</b>         | EX3DV4                                                                                                                                                                                                     |                                                                                       |
| <b>Construction</b>  | Symmetrical design with triangular core Built-in shielding against static charges PEEK enclosure material (resistant to organic solvents, e.g., DGBE)                                                      |                                                                                       |
| <b>Frequency</b>     | 10 MHz to 6 GHz<br>Linearity: ± 0.2 dB (30 MHz to 6 GHz)                                                                                                                                                   |  |
| <b>Directivity</b>   | ± 0.3 dB in HSL (rotation around probe axis)<br>± 0.5 dB in tissue material (rotation normal to probe axis)                                                                                                |                                                                                       |
| <b>Dynamic Range</b> | 10 µW/g to 100 mW/g<br>Linearity: ± 0.2 dB (noise: typically < 1 µW/g)                                                                                                                                     |                                                                                       |
| <b>Dimensions</b>    | Overall length: 330 mm (Tip: 20 mm)<br>Tip diameter: 2.5 mm (Body: 12 mm)<br>Typical distance from probe tip to dipole centers: 1 mm                                                                       |                                                                                       |
| <b>Application</b>   | High precision dosimetric measurements in any exposure scenario (e.g., very strong gradient fields). Only probe which enables compliance testing for frequencies up to 6 GHz with precision of better 30%. |                                                                                       |

**2.3. Boundary Detection Unit and Probe Mounting Device**

The DASY probes use a precise connector and an additional holder for the probe, consisting of a plastic tube and a flexible silicon ring to center the probe. The connector at the DAE is flexibly mounted and held in the default position with magnets and springs. Two switching systems in the connector mount detect frontal and lateral probe collisions and trigger the necessary software response.




**2.4. DATA Acquisition Electronics (DAE) and Measurement Server**

The data acquisition electronics (DAE) consists of a highly sensitive electrometer-grade preamplifier with auto-zeroing, a channel and gain-switching multiplexer, a fast 16 bit AD-converter and a command decoder and control logic unit.

Transmission to the measurement server is accomplished through an optical downlink for data and status information as well as an optical uplink for commands and the clock.

The input impedance of the DAE4 is 200M Ohm; the inputs are symmetrical and floating. Common mode rejection is above 80dB.



The DASY5 measurement server is based on a PC/104 CPU board with a 400MHz intel ULV Celeron, 128MB chipdisk and 128MB RAM. The necessary circuits for communication with the DAE electronics box, as well as the 16 bit AD converter system for optical detection and digital I/O interface are contained on the DASY5 I/O board, which is directly connected to the PC/104 bus of the CPU board.



**2.5. Robot**

The DASY5 system uses the high precision robots TX90 XL type out of the newer series from Stäubli SA (France). For the 6-axis controller DASY5 system, the CS8C robot controller version from Stäubli is used.

The XL robot series have many features that are important for our application:

- High precision (repeatability 0.02 mm)
- High reliability (industrial design)
- Jerk-free straight movements
- Low ELF interference (the closed metallic construction shields against motor control fields)
- 6-axis controller



**2.6. Light Beam Unit**

The light beam switch allows automatic "tooling" of the probe. During the process, the actual position of the probe tip with respect to the robot arm is measured, as well as the probe length and the horizontal probe offset. The software then corrects all movements, such that the robot coordinates are valid for the probe tip.

The repeatability of this process is better than 0.1 mm. If a position has been taught with an aligned probe, the same position will be reached with another aligned probe within 0.1 mm, even if the other probe has different dimensions. During probe rotations, the probe tip will keep its actual position.



**2.7. Device Holder**

The DASY5 device holder is designed to cope with different positions given in the standard. It has two scales for the device rotation (with respect to the body axis) and the device inclination (with respect to the line between the ear reference points). The rotation center for both scales is the ear reference point (EPR).

Thus the device needs no repositioning when changing the angles.

The DASY5 device holder has been made out of low-loss POM material having the following dielectric parameters: relative permittivity  $\epsilon_r = 3$  and loss tangent  $\delta = 0.02$ . The amount of dielectric material has been reduced in the closest vicinity of the device, since measurements have suggested that the influence of the clamp on the test results could thus be lowered.



**2.8. SAM Twin Phantom**

The SAM twin phantom is a fiberglass shell phantom with 2mm shell thickness (except the ear region where shell thickness increases to 6mm). It has three measurement areas:

- Left head
- Right head
- Flat phantom



The bottom plate contains three pair of bolts for locking the device holder. The device holder positions are adjusted to the standard measurement positions in the three sections. A white cover is provided to tap the phantom during off-periods to prevent water evaporation and changes in the liquid parameters. On the phantom top, three reference markers are provided to identify the phantom position with respect to the robot.

### 3. Tissue Simulating Liquid

#### 3.1. The composition of the tissue simulating liquid

| INGREDIENT<br>(% Weight) | 900MHz<br>Head | 900MHz<br>Body | 1800MHz<br>Head | 1800MHz<br>Body |
|--------------------------|----------------|----------------|-----------------|-----------------|
| <b>Water</b>             | 40.92          | 56             | 52.64           | 40.5            |
| <b>Salt</b>              | 1.48           | 0.768          | 0.36            | 0.5             |
| <b>Sugar</b>             | 56.5           | 41.76          | 0.00            | 58              |
| <b>HEC</b>               | 0.40           | 1.21           | 0.00            | 0.5             |
| <b>Preventol</b>         | 0.10           | 0.27           | 0.00            | 0.5             |
| <b>DGBE</b>              | 0.00           | 0.00           | 47.0            | 0.00            |

| INGREDIENT<br>(% Weight) | 835MHz<br>Head | 835MHz<br>Body | 1900MHz<br>Head | 1900MHz<br>Body |
|--------------------------|----------------|----------------|-----------------|-----------------|
| <b>Water</b>             | 40.45          | 52.4           | 54.90           | 40.5            |
| <b>Salt</b>              | 1.45           | 1.40           | 0.18            | 0.50            |
| <b>Sugar</b>             | 57.6           | 45.0           | 0.00            | 58.0            |
| <b>HEC</b>               | 0.40           | 1.00           | 0.00            | 0.50            |
| <b>Preventol</b>         | 0.10           | 0.20           | 0.00            | 0.50            |
| <b>DGBE</b>              | 0.00           | 0.00           | 44.92           | 0.00            |

**3.2. Tissue Calibration Result**

The dielectric parameters of the liquids were verified prior to the SAR evaluation using DASYS Dielectric Probe Kit and Agilent Vector Network Analyzer E5071C

| <b>Head Tissue Simulant Measurement</b> |                                 |                        |                      |                   |
|-----------------------------------------|---------------------------------|------------------------|----------------------|-------------------|
| Frequency [MHz]                         | Description                     | Dielectric Parameters  |                      | Tissue Temp. [°C] |
|                                         |                                 | $\epsilon_r$           | $\sigma$ [s/m]       |                   |
| 835 MHz                                 | Reference result<br>± 5% window | 41.5<br>39.43 to 43.58 | 0.90<br>0.86 to 0.95 | N/A               |
|                                         | 30-May-2011                     | 41.37                  | 0.88                 | 21.0              |
| 1900 MHz                                | Reference result<br>± 5% window | 40.0<br>38.00 to 42.00 | 1.40<br>1.33 to 1.47 | N/A               |
|                                         | 30-May-2011                     | 39.09                  | 1.45                 | 21.0              |

| <b>Body Tissue Simulant Measurement</b> |                                 |                        |                      |                   |
|-----------------------------------------|---------------------------------|------------------------|----------------------|-------------------|
| Frequency [MHz]                         | Description                     | Dielectric Parameters  |                      | Tissue Temp. [°C] |
|                                         |                                 | $\epsilon_r$           | $\sigma$ [s/m]       |                   |
| 835 MHz                                 | Reference result<br>± 5% window | 55.2<br>52.44 to 57.96 | 0.97<br>0.92 to 1.02 | N/A               |
|                                         | 30-May-2011                     | 54.23                  | 1.01                 | 21.0              |
| 1900 MHz                                | Reference result<br>± 5% window | 53.3<br>50.64 to 55.97 | 1.52<br>1.44 to 1.60 | N/A               |
|                                         | 30-May-2011                     | 53.02                  | 1.57                 | 21.0              |

**3.3. Tissue Dielectric Parameters for Head and Body Phantoms**

The head tissue dielectric parameters recommended by the IEEE SCC-34/SC-2 in P1528 have been incorporated in the following table. These head parameters are derived from planar layer models simulating the highest expected SAR for the dielectric properties and tissue thickness variations in a human head. Other head and body tissue parameters that have not been specified in P1528 are derived from the tissue dielectric parameters computed from the 4-Cole-Cole equations described in Reference [12] and extrapolated according to the head parameters specified in P1528.

| Target Frequency<br>(MHz) | Head         |                | Body         |                |
|---------------------------|--------------|----------------|--------------|----------------|
|                           | $\epsilon_r$ | $\sigma$ (S/m) | $\epsilon_r$ | $\sigma$ (S/m) |
| 150                       | 52.3         | 0.76           | 61.9         | 0.80           |
| 300                       | 45.3         | 0.87           | 58.2         | 0.92           |
| 450                       | 43.5         | 0.87           | 56.7         | 0.94           |
| 835                       | 41.5         | 0.90           | 55.2         | 0.97           |
| 900                       | 41.5         | 0.97           | 55.0         | 1.05           |
| 915                       | 41.5         | 0.98           | 55.0         | 1.06           |
| 1450                      | 40.5         | 1.20           | 54.0         | 1.30           |
| 1610                      | 40.3         | 1.29           | 53.8         | 1.40           |
| 1800 – 2000               | 40.0         | 1.40           | 53.3         | 1.52           |
| 2450                      | 39.2         | 1.80           | 52.7         | 1.95           |
| 3000                      | 38.5         | 2.40           | 52.0         | 2.73           |
| 5800                      | 35.3         | 5.27           | 48.2         | 6.00           |

( $\epsilon_r$  = relative permittivity,  $\sigma$  = conductivity and  $\rho = 1000 \text{ kg/m}^3$ )

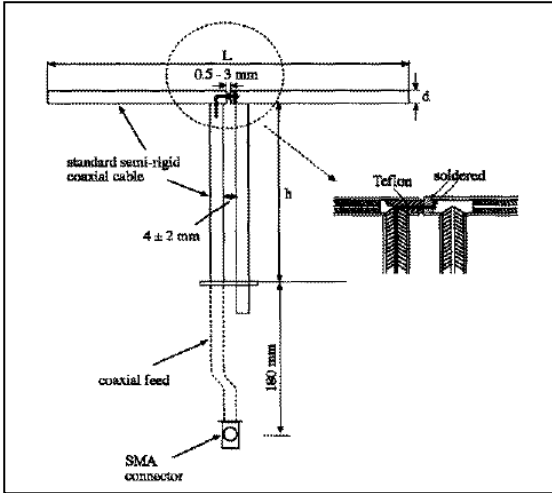
Note: For the body Tissue, the liquid parameters  $\epsilon_r$  and  $\sigma$  for head refer to IEEE 1528 and OET Bulletin 6, however, IEC 62209-2 indicate the same Tissue for body and head.



## 4. SAR Measurement Procedure

### 4.1. SAR System Validation

#### 4.1.1. Validation Dipoles



The dipoles used is based on the IEEE-1528 standard, and is complied with mechanical and electrical specifications in line with the requirements of both IEEE and FCC Supplement C. the table below provides details for the mechanical and electrical specifications for the dipoles.

| Frequency | L (mm) | h (mm) | d (mm) |
|-----------|--------|--------|--------|
| 835MHz    | 165.0  | 900    | 3.6    |
| 1900MHz   | 68.0   | 39.5   | 3.6    |

#### 4.1.2. Validation Result

| <b>System Performance Check at 835MHz &amp;1900MHz for Head</b> |                                  |                        |                        |                   |
|-----------------------------------------------------------------|----------------------------------|------------------------|------------------------|-------------------|
| <b>Validation Kit: D835V2-SN 4d094</b>                          |                                  |                        |                        |                   |
| Frequency [MHz]                                                 | Description                      | SAR [w/kg] 1g          | SAR [w/kg] 10g         | Tissue Temp. [°C] |
| 835 MHz                                                         | Reference result<br>± 10% window | 9.70<br>8.73 to 10.67  | 6.30<br>5.67 to 6.93   | N/A               |
|                                                                 | 30-May-2011                      | 10.28                  | 6.72                   | 21.0              |
| <b>Validation Kit: D1900V2-SN 5d121</b>                         |                                  |                        |                        |                   |
| Frequency [MHz]                                                 | Description                      | SAR [w/kg] 1g          | SAR [w/kg] 10g         | Tissue Temp. [°C] |
| 1900 MHz                                                        | Reference result<br>± 10% window | 39.8<br>35.82 to 43.78 | 21.1<br>18.99 to 23.21 | N/A               |
|                                                                 | 30-May-2011                      | 41.60                  | 21.08                  | 21.0              |
| Note: All SAR values are normalized to 1W forward power.        |                                  |                        |                        |                   |
| <b>System Performance Check at 835MHz &amp;1900MHz for Body</b> |                                  |                        |                        |                   |
| <b>Validation Kit: D835V2-SN 4d094</b>                          |                                  |                        |                        |                   |
| Frequency [MHz]                                                 | Description                      | SAR [w/kg] 1g          | SAR [w/kg] 10g         | Tissue Temp. [°C] |
| 835 MHz                                                         | Reference result<br>± 10% window | 9.90<br>8.91 to 10.89  | 6.53<br>5.88 to 7.18   | N/A               |
|                                                                 | 30-May-2011                      | 10.56                  | 6.84                   | 21.0              |
| <b>Validation Kit: D1900V2-SN 5d121</b>                         |                                  |                        |                        |                   |
| Frequency [MHz]                                                 | Description                      | SAR [w/kg] 1g          | SAR [w/kg] 10g         | Tissue Temp. [°C] |
| 1900 MHz                                                        | Reference result<br>± 10% window | 41.4<br>37.26 to 45.54 | 22.3<br>20.07 to 24.53 | N/A               |
|                                                                 | 30-May-2011                      | 39.84                  | 20.36                  | 21.0              |
| Note: All SAR values are normalized to 1W forward power.        |                                  |                        |                        |                   |

**4.2. SAR Measurement Procedure**

The ALSAS-10U calculates SAR using the following equation,

$$SAR = \frac{\sigma |E|^2}{\rho}$$

$\sigma$ : represents the simulated tissue conductivity

$\rho$ : represents the tissue density

The EUT is set to transmit at the required power in line with product specification, at each frequency relating to the LOW, MID, and HIGH channel settings.

Pre-scans are made on the device to establish the location for the transmitting antenna, using a large area scan in either air or tissue simulation fluid.

The EUT is placed against the Universal Phantom where the maximum area scan dimensions are larger than the physical size of the resonating antenna. When the scan size is not large enough to cover the peak SAR distribution, it is modified by either extending the area scan size in both the X and Y directions, or the device is shifted within the predefined area.

The area scan is then run to establish the peak SAR location (interpolated resolution set at 1mm<sup>2</sup> ) which is then used to orient the center of the zoom scan. The zoom scan is then executed and the 1g and 10g averages are derived from the zoom scan volume (interpolated resolution set at 1mm<sup>3</sup> ).

When multiple peak SAR locations were found during the same configuration or test mode, Zoom scan shall performed on each peak SAR location, only the peak point with maximum SAR value will be reported for the configuration or test mode.

**5. SAR Exposure Limits**

SAR assessments have been made in line with the requirements of IEEE-1528, FCC Supplement C, and comply with ANSI/IEEE C95.1-1992 “Uncontrolled Environments” limits. These limits apply to a location which is deemed as “Uncontrolled Environment” which can be described as a situation where the general public may be exposed to an RF source with no prior knowledge or control over their exposure.

**Limits for General Population/Uncontrolled Exposure (W/kg)**

| <b>Type Exposure</b>                                            | <b>Uncontrolled Environment Limit</b> |
|-----------------------------------------------------------------|---------------------------------------|
| <b>Spatial Peak SAR (1g cube tissue for brain or body)</b>      | <b>1.60 W/kg</b>                      |
| <b>Spatial Average SAR (whole body)</b>                         | <b>0.08 W/kg</b>                      |
| <b>Spatial Peak SAR (10g for hands, feet, ankles and wrist)</b> | <b>4.00 W/kg</b>                      |

## 6. Test Equipment List

| Instrument                              | Manufacturer | Model No.     | Serial No.      | Cali. Due Date |
|-----------------------------------------|--------------|---------------|-----------------|----------------|
| Stäubli Robot TX60L                     | Stäubli      | TX60L         | F10/5C90A1/A/01 | only once      |
| Controller                              | Stäubli      | SP1           | S-0034          | only once      |
| Reference Dipole 900MHz                 | Speag        | D900V2        | 1d096           | 2012.03.14     |
| Reference Dipole 835MHz                 | Speag        | D835V2        | 4d094           | 2012.03.14     |
| Reference Dipole 1800MHz                | Speag        | D1800V2       | 2d179           | 2012.03.08     |
| Reference Dipole 1900MHz                | Speag        | D1900V2       | 5d121           | 2012.03.22     |
| SAM Twin Phantom                        | Speag        | SAM           | TP-1561/1562    | N/A            |
| Device Holder                           | Speag        | SD 000 H01 HA | N/A             | N/A            |
| Data Acquisition Electronic             | Speag        | DAE4          | 1220            | 2012.12.03     |
| E-Field Probe                           | Speag        | EX3DV4        | 3710            | 2012.02.25     |
| SAR Software                            | Speag        | DASY5         | V5.2 Build 162  | N/A            |
| Power Amplifier                         | Mini-Circuit | ZVA-183-S+    | N657400950      | N/A            |
| Directional Coupler                     | Agilent      | 778D          | 20160           | N/A            |
| Universal Radio<br>Communication Tester | R&S          | CMU 200       | 117088          | 2011.07.12     |
| Vector Network                          | Agilent      | E5071C        | MY48367267      | 2012.04.10     |
| Signal Generator                        | Agilent      | E4438C        | MY49070163      | 2012.04.23     |
| Power Meter                             | Anritsu      | ML2495A       | 0905006         | 2012.01.12     |
| Wide Bandwidth Sensor                   | Anritsu      | MA2411B       | 0846014         | 2012.01.12     |

Note: Per KDB 450824 D02 requirements for dipole calibration, Quietek Lab has adopted two years calibration

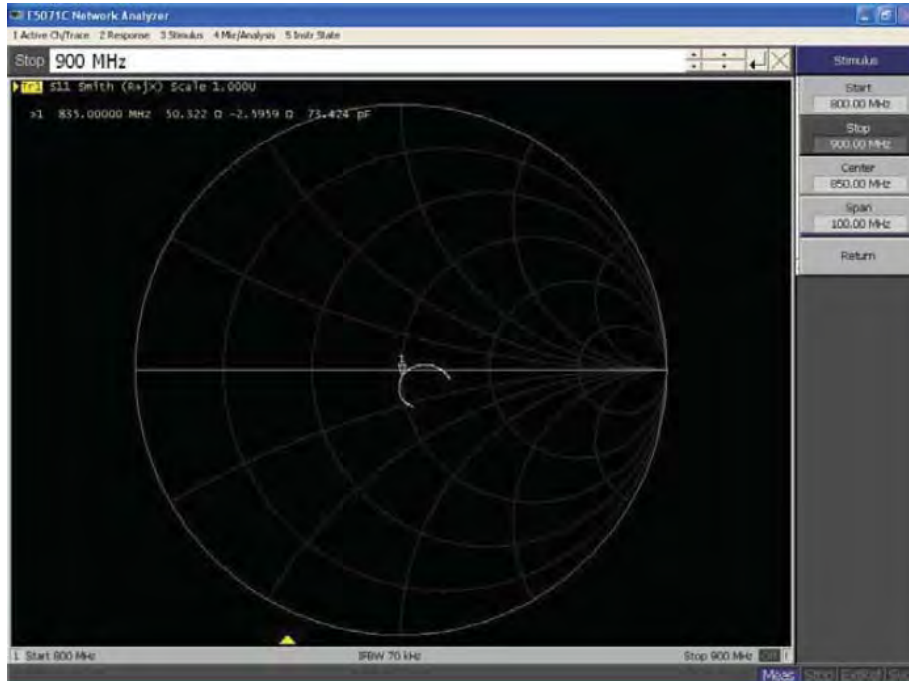
intervals. On annual basis, every measurement dipole has been evaluated and is in compliance with the following criteria:

1. There is no physical damage on the dipole;
2. System validation with specific dipole is within 10% of calibrated value;
3. Return-loss is within 20% of calibrated measurement;
4. Impedance is within 5Ω of calibrated measurement.

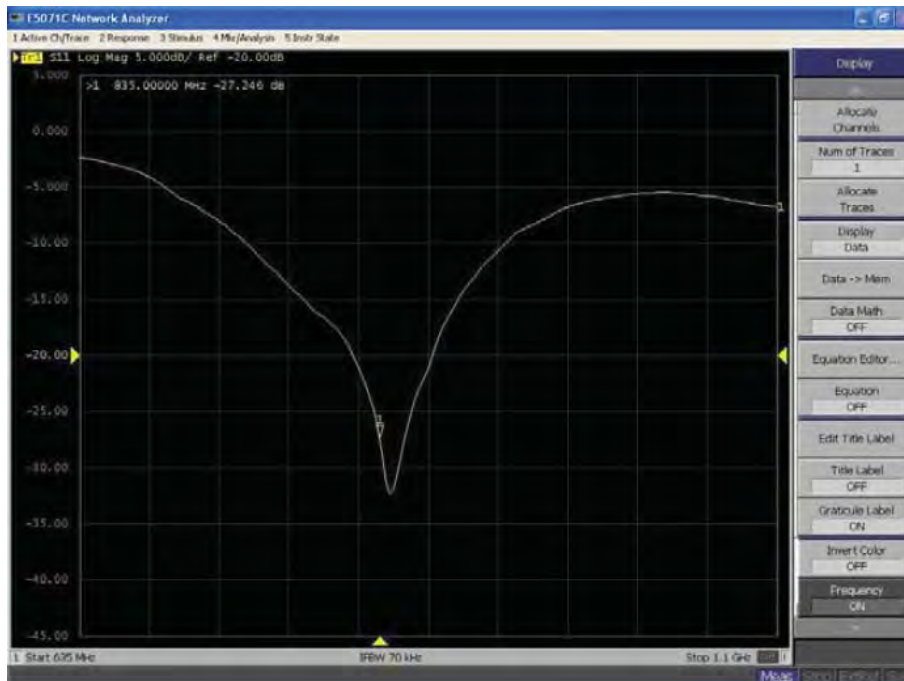
### Impedance Plot for D835V2

#### 835 Head

Calibrated impedance: 52.2  $\Omega$ ; Measured impedance: 50.322 $\Omega$  (within 5 $\Omega$ )

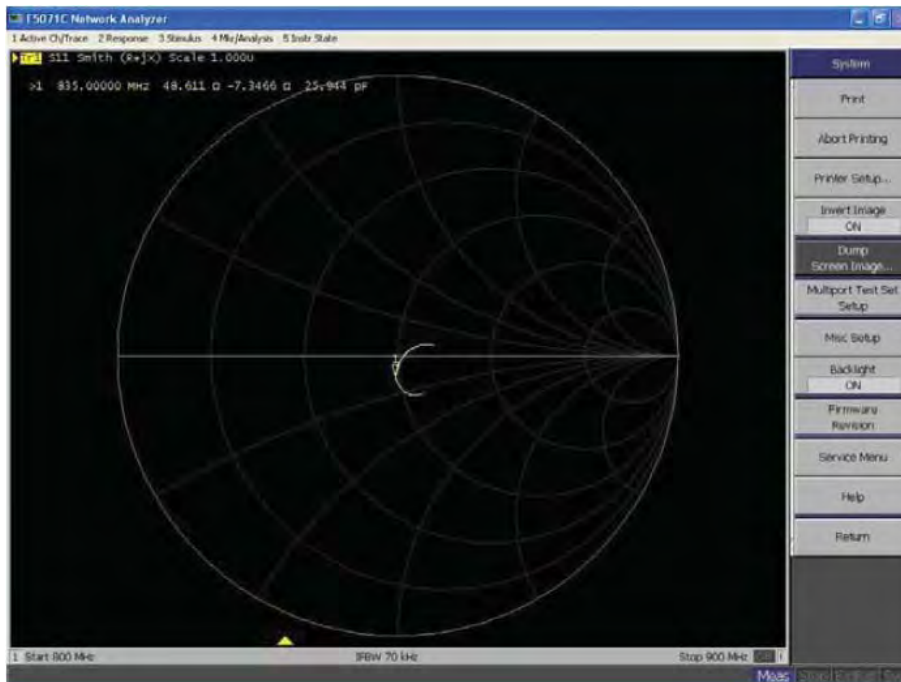


Calibrated return loss: -29.4 dB; Measured impedance: -27.246 dB (within 20%)

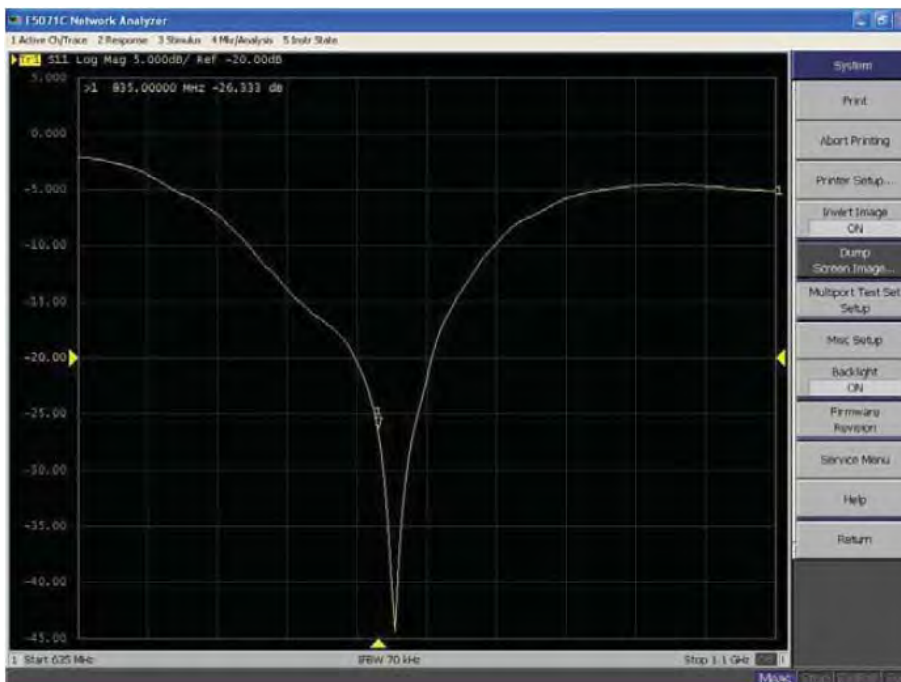


**835 Body**

Calibrated impedance: 48.0Ω; Measured impedance: 48.611Ω(within 5Ω)

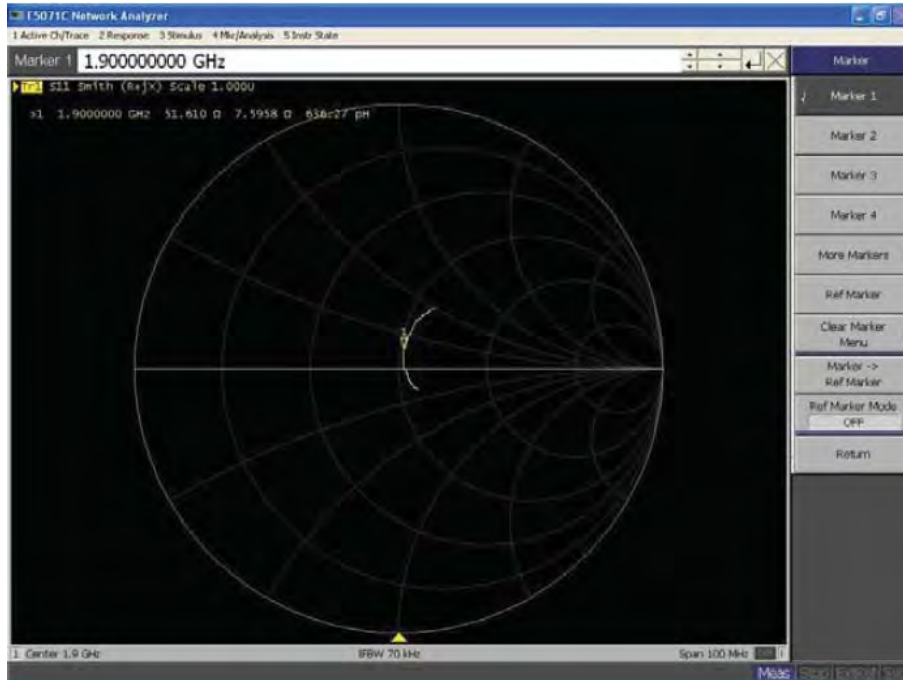


Calibrated return loss: -25.5 dB; Measured impedance: -26.333 dB (within 20%)

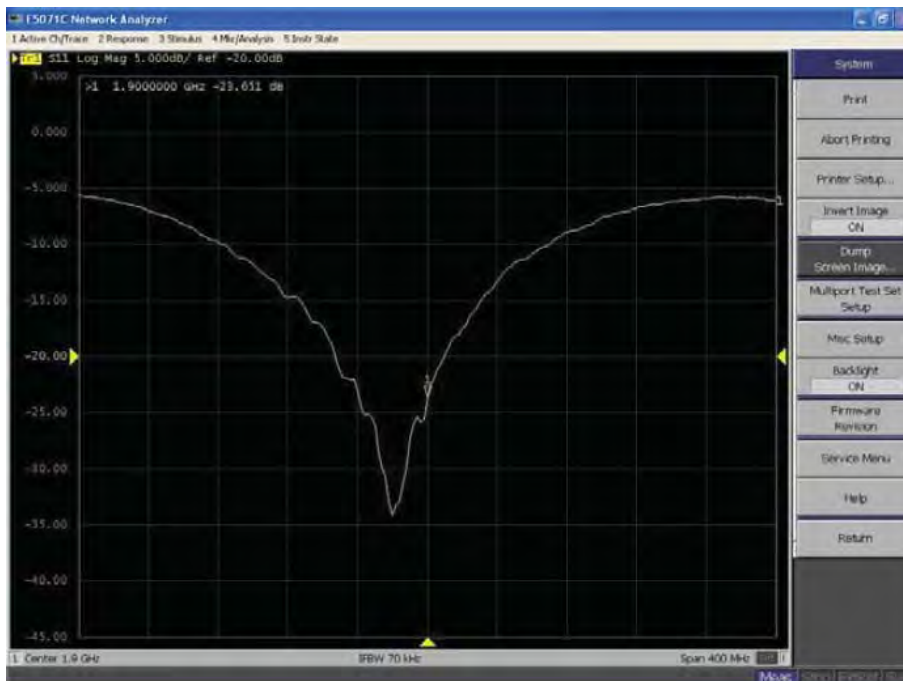


### Impedance Plot for D1900V2 1900 Head

Calibrated impedance: 50.6Ω; Measured impedance: 51.610Ω (within 5Ω)



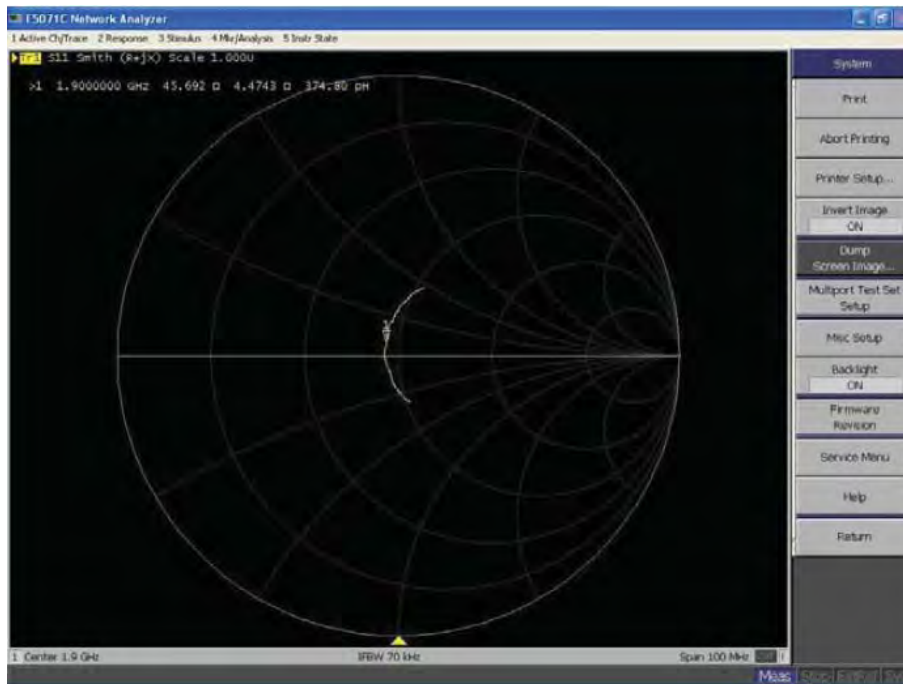
Calibrated return loss: -22.7 dB; Measured impedance: -23.651 dB (within 20%)



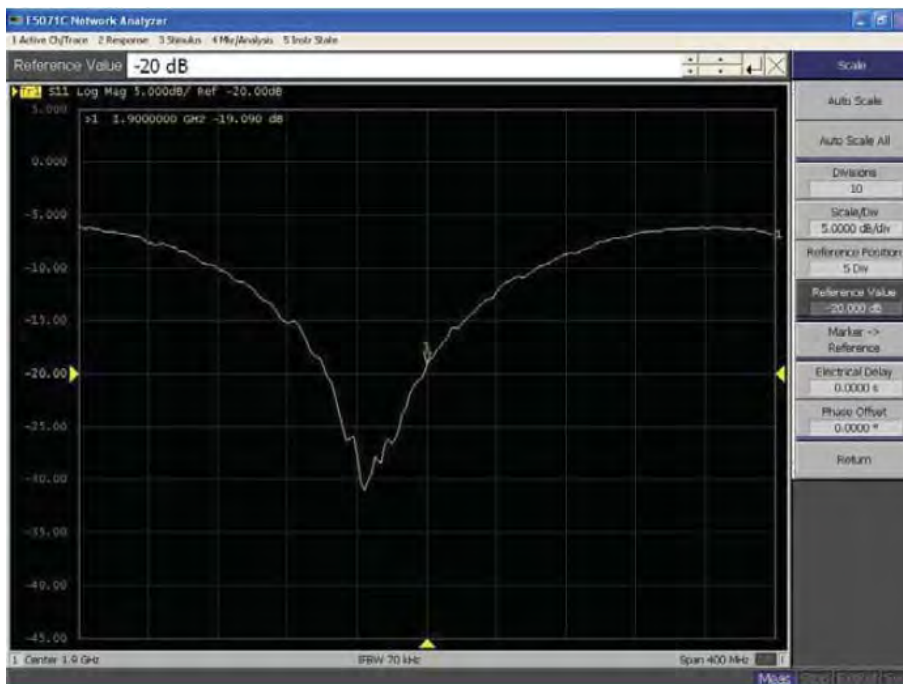


**1900 Body**

Calibrated impedance: 46.1Ω; Measured impedance: 45.692Ω (within 5Ω)



Calibrated return loss: -21.5 dB; Measured impedance: -19.090 dB (within 20%)



### 7. Measurement Uncertainty

| DASY5 Uncertainty                |               |             |      |         |          |                |                 |           |
|----------------------------------|---------------|-------------|------|---------|----------|----------------|-----------------|-----------|
| Error Description                | Uncert. value | Prob. Dist. | Div. | (ci) 1g | (ci) 10g | Std. Unc. (1g) | Std. Unc. (10g) | (vi) Veff |
| <b>Measurement System</b>        |               |             |      |         |          |                |                 |           |
| Probe Calibration                | ±5.5%         | N           | 1    | 1       | 1        | ±5.5%          | ±5.5%           | ∞         |
| Axial Isotropy                   | ±4.7%         | R           | √3   | 0.7     | 0.7      | ±1.9%          | ±1.9%           | ∞         |
| Hemispherical Isotropy           | ±9.6%         | R           | √3   | 0.7     | 0.7      | ±3.9%          | ±3.9%           | ∞         |
| Boundary Effects                 | ±1.0%         | R           | √3   | 1       | 1        | ±0.6%          | ±0.6%           | ∞         |
| Linearity                        | ±4.7%         | R           | √3   | 1       | 1        | ±2.7%          | ±2.7%           | ∞         |
| System Detection Limits          | ±1.0%         | R           | √3   | 1       | 1        | ±0.6%          | ±0.6%           | ∞         |
| Readout Electronics              | ±0.3%         | N           | 1    | 1       | 1        | ±0.3%          | ±0.3%           | ∞         |
| Response Time                    | ±0.8%         | R           | √3   | 1       | 1        | ±0.5%          | ±0.5%           | ∞         |
| Integration Time                 | ±2.6%         | R           | √3   | 1       | 1        | ±1.5%          | ±1.5%           | ∞         |
| RF Ambient Noise                 | ±3.0%         | R           | √3   | 1       | 1        | ±1.7%          | ±1.7%           | ∞         |
| RF Ambient Reflections           | ±3.0%         | R           | √3   | 1       | 1        | ±1.7%          | ±1.7%           | ∞         |
| Probe Positioner                 | ±0.4%         | R           | √3   | 1       | 1        | ±0.2%          | ±0.2%           | ∞         |
| Probe Positioning                | ±2.9%         | R           | √3   | 1       | 1        | ±1.7%          | ±1.7%           | ∞         |
| Max. SAR Eval.                   | ±1.0%         | R           | √3   | 1       | 1        | ±0.6%          | ±0.6%           | ∞         |
| <b>Test Sample Related</b>       |               |             |      |         |          |                |                 |           |
| Device Positioning               | ±2.9%         | N           | 1    | 1       | 1        | ±2.9%          | ±2.9%           | 145       |
| Device Holder                    | ±3.6%         | N           | 1    | 1       | 1        | ±3.6%          | ±3.6%           | 5         |
| Power Drift                      | ±5.0%         | R           | √3   | 1       | 1        | ±2.9%          | ±2.9%           | ∞         |
| <b>Phantom and Setup</b>         |               |             |      |         |          |                |                 |           |
| Phantom Uncertainty              | ±4.0%         | R           | √3   | 1       | 1        | ±2.3%          | ±2.3%           | ∞         |
| Liquid Conductivity (target)     | ±5.0%         | R           | √3   | 0.64    | 0.43     | ±1.8%          | ±1.2%           | ∞         |
| Liquid Conductivity (meas.)      | ±2.5%         | N           | 1    | 0.64    | 0.43     | ±1.6%          | ±1.1%           | ∞         |
| Liquid Permittivity (target)     | ±5.0%         | R           | √3   | 0.6     | 0.49     | ±1.7%          | ±1.4%           | ∞         |
| Liquid Permittivity (meas.)      | ±2.5%         | N           | 1    | 0.6     | 0.49     | ±1.5%          | ±1.2%           | ∞         |
| <b>Combined Std. Uncertainty</b> |               |             |      |         |          | ±10.7%         | ±10.5%          | 387       |
| <b>Expanded STD Uncertainty</b>  |               |             |      |         |          | ±21.5%         | ±21.0%          |           |

## 8. Conducted Power Measurement

| Mode                 | Frequency(MHz) | Ave Burst Power (dBm) | DutyCycle Factor | Frame Average Power (dBm) |
|----------------------|----------------|-----------------------|------------------|---------------------------|
| Maximum Power(SIM 1) |                |                       |                  |                           |
| GSM850               | 824.2          | 31.25                 | 8                | 22.25                     |
|                      | 836.6          | 31.41                 | 8                | 22.41                     |
|                      | 848.8          | 31.33                 | 8                | 22.33                     |
| PCS1900              | 1850.2         | 28.12                 | 8                | 19.12                     |
|                      | 1880.0         | 28.33                 | 8                | 19.33                     |
|                      | 1909.8         | 28.46                 | 8                | 19.46                     |
| GPRS850 2slot        | 824.2          | 28.92                 | 4                | 22.92                     |
|                      | 836.6          | 28.86                 | 4                | 22.86                     |
|                      | 848.8          | 28.98                 | 4                | 22.98                     |
| GPRS850 3slot        | 824.2          | 27.64                 | 8/3              | 23.39                     |
|                      | 836.6          | 27.75                 | 8/3              | 23.50                     |
|                      | 848.8          | 27.89                 | 8/3              | 23.64                     |
| GRPS850 4slot        | 824.2          | 27.26                 | 2                | 24.26                     |
|                      | 836.6          | 27.31                 | 2                | 24.31                     |
|                      | 848.8          | 27.24                 | 2                | 24.24                     |
| GPRS1900 2slot       | 1850.2         | 25.31                 | 4                | 19.31                     |
|                      | 1880.0         | 25.26                 | 4                | 19.26                     |
|                      | 1909.8         | 25.67                 | 4                | 19.67                     |
| GPRS1900 3slot       | 1850.2         | 24.14                 | 8/3              | 19.89                     |
|                      | 1880.0         | 24.17                 | 8/3              | 19.92                     |
|                      | 1909.8         | 24.21                 | 8/3              | 19.96                     |
| GPRS1900 4slot       | 1850.2         | 22.14                 | 2                | 19.14                     |
|                      | 1880.0         | 22.27                 | 2                | 19.27                     |
|                      | 1909.8         | 22.21                 | 2                | 19.21                     |
| Maximum Power(SIM 2) |                |                       |                  |                           |
| GSM850               | 836.6          | 31.38                 | 8                | 22.38                     |
| PCS1900              | 1880.0         | 28.24                 | 8                | 19.24                     |
| GPRS850 2slot        | 836.6          | 28.85                 | 4                | 22.85                     |
| GPRS850 3slot        | 836.6          | 27.74                 | 8/3              | 23.49                     |
| GRPS850 4slot        | 836.6          | 27.28                 | 2                | 24.28                     |
| GPRS1900 2slot       | 1880.0         | 25.24                 | 4                | 20.24                     |
| GPRS1900 3slot       | 1880.0         | 24.15                 | 8/3              | 19.90                     |
| GPRS1900 4slot       | 1880.0         | 22.25                 | 2                | 20.25                     |

## 9. Test Results

### 9.1. SAR Test Results Summary

#### 9.1.1. Test position and configuration

Head SAR was performed with the device configured in the positions according to IEEE1528, and Body SAR was performed with the device 15mm from the phantom. Body SAR was also performed with the headset attached and without.

#### 9.1.2. Body SAR with Headset

Testing with the headset was performed at the position and channels that resulted in the highest body SAR. This testing was performed with GPRS transmitting with 2/3/4 uplink timeslots. This operation mode represents the maximum SAR situation, when downloading data via GPRS and listening to music by headset. SAR with the headset attached was significantly higher than without the headset, and also was verified several times and confirmed, so the final test data shown were the worst case with headset.

According to KDB648474 SAR Handsets with multiple transmitters applies SAR Bluetooth standalone is not required due to the Bluetooth output power is less than 13.8 dBm

Simultaneous SAR is not required because of separation distance between antenna is larger than 5 cm, please refers to the photo showing the distance on page 69

In the Body SAR test result table, body-worn means back of device towards phantom, body-front means LCD panel of device towards phantom.

#### 9.1.3. GPRS Operation Mode

This is a multislots class 12 device capable of 4 uplink timeslots. During the head SAR test, the device was transmitting with 1 uplink timeslot; during the body SAR test, it was transmitting with 2/3/4 uplink timeslots. Additionally, this device doesn't support dual transfer mode (DTM).

9.2. Test Result

| SAR MEASUREMENT                                                                     |                     |           |       |                                 |                        |                  |                 |
|-------------------------------------------------------------------------------------|---------------------|-----------|-------|---------------------------------|------------------------|------------------|-----------------|
| Ambient Temperature (°C): 21.4 ± 2                                                  |                     |           |       | Relative Humidity (%): 52       |                        |                  |                 |
| Liquid Temperature (°C): 21.0 ± 2                                                   |                     |           |       | Depth of Liquid (cm):>15        |                        |                  |                 |
| Product: Mobile Phone                                                               |                     |           |       |                                 |                        |                  |                 |
| Test Mode: GSM 850 <SIM 1>                                                          |                     |           |       |                                 |                        |                  |                 |
| Test Position<br>Head                                                               | Antenna<br>Position | Frequency |       | Frame<br>Average<br>Power (dBm) | Power Drift<br>(≤±0.2) | SAR 1g<br>(W/kg) | Limit<br>(W/kg) |
|                                                                                     |                     | Channel   | MHz   |                                 |                        |                  |                 |
| Left-Cheek                                                                          | Fixed               | 128       | 824.2 | 22.25                           | --                     | --               | 1.6             |
| Left-Cheek                                                                          | Fixed               | 189       | 836.6 | 22.41                           | -0.068                 | 0.344            | 1.6             |
| Left-Cheek                                                                          | Fixed               | 251       | 848.8 | 22.33                           | --                     | --               | 1.6             |
| Left-Tilted                                                                         | Fixed               | 189       | 836.6 | 22.41                           | -0.022                 | 0.232            | 1.6             |
| Right-Cheek                                                                         | Fixed               | 128       | 824.2 | 22.25                           | --                     | --               | 1.6             |
| Right-Cheek                                                                         | Fixed               | 189       | 836.6 | 22.41                           | 0.038                  | 0.374            | 1.6             |
| Right-Cheek                                                                         | Fixed               | 251       | 848.8 | 22.33                           | --                     | --               | 1.6             |
| Right-Tilted                                                                        | Fixed               | 189       | 836.6 | 22.41                           | 0.049                  | 0.236            | 1.6             |
| Test Mode: GSM 850 <SIM 2>                                                          |                     |           |       |                                 |                        |                  |                 |
| Right-Cheek                                                                         | Fixed               | 189       | 836.6 | 22.38                           | -0.045                 | 0.371            | 1.6             |
| Note: when the 1-g SAR is ≤ 0.8 W/kg, testing for low and high channel is optional. |                     |           |       |                                 |                        |                  |                 |

| SAR MEASUREMENT                                                                                                                                                |                     |           |       |                                 |                           |                  |                 |
|----------------------------------------------------------------------------------------------------------------------------------------------------------------|---------------------|-----------|-------|---------------------------------|---------------------------|------------------|-----------------|
| Ambient Temperature (°C): 21.4 ± 2                                                                                                                             |                     |           |       | Relative Humidity (%): 52       |                           |                  |                 |
| Liquid Temperature (°C): 21.0 ± 2                                                                                                                              |                     |           |       | Depth of Liquid (cm):>15        |                           |                  |                 |
| Product: Mobile Phone                                                                                                                                          |                     |           |       |                                 |                           |                  |                 |
| Test Mode: GSM 850 <SIM 1>                                                                                                                                     |                     |           |       |                                 |                           |                  |                 |
| Test Position<br>Body                                                                                                                                          | Antenna<br>Position | Frequency |       | Frame<br>Average<br>Power (dBm) | Power<br>Drift<br>(<±0.2) | SAR 1g<br>(W/kg) | Limit<br>(W/kg) |
|                                                                                                                                                                |                     | Channel   | MHz   |                                 |                           |                  |                 |
| Body-worn (with headset)                                                                                                                                       | Fixed               | 128       | 824.2 | 23.25                           | --                        | --               | 1.6             |
| Body-worn (with headset)                                                                                                                                       | Fixed               | 189       | 836.6 | 23.41                           | 0.008                     | 0.171            | 1.6             |
| Body-worn (with headset)                                                                                                                                       | Fixed               | 251       | 848.8 | 23.33                           | --                        | --               | 1.6             |
| Body-front (with headset)                                                                                                                                      | Fixed               | 189       | 836.6 | 23.41                           | 0.022                     | 0.111            | 1.6             |
| Test Mode: GPRS850 2slot <SIM 1>                                                                                                                               |                     |           |       |                                 |                           |                  |                 |
| Body-worn                                                                                                                                                      | Fixed               | 189       | 836.6 | 22.86                           | 0.14                      | 0.648            | 1.6             |
| Test Mode: GPRS850 3slot <SIM 1>                                                                                                                               |                     |           |       |                                 |                           |                  |                 |
| Body-worn                                                                                                                                                      | Fixed               | 189       | 836.6 | 23.50                           | -0.039                    | 0.980            | 1.6             |
| Test Mode: GPRS850 4slot <SIM 1>                                                                                                                               |                     |           |       |                                 |                           |                  |                 |
| Body-worn                                                                                                                                                      | Fixed               | 128       | 824.2 | 24.26                           | -0.138                    | 1.130            | 1.6             |
| Body-worn                                                                                                                                                      | Fixed               | 189       | 836.6 | 24.31                           | 0.03                      | 1.260            | 1.6             |
| Body-worn                                                                                                                                                      | Fixed               | 251       | 848.8 | 24.24                           | 0.126                     | 1.120            | 1.6             |
| Body-front                                                                                                                                                     | Fixed               | 189       | 836.6 | 24.31                           | -0.023                    | 0.823            | 1.6             |
| Body-worn (with headset)                                                                                                                                       | Fixed               | 189       | 836.6 | 24.31                           | 0.0006                    | 0.909            | 1.6             |
| Note: Body-worn means the display of phone is down; body-front means the display of phone is up, and both of them with a 15mm separation to bottom of phantom. |                     |           |       |                                 |                           |                  |                 |

| SAR MEASUREMENT                                                                     |                  |           |        |                           |                     |               |              |
|-------------------------------------------------------------------------------------|------------------|-----------|--------|---------------------------|---------------------|---------------|--------------|
| Ambient Temperature (°C): 21.4 ± 2                                                  |                  |           |        | Relative Humidity (%): 52 |                     |               |              |
| Liquid Temperature (°C): 21.0 ± 2                                                   |                  |           |        | Depth of Liquid (cm):>15  |                     |               |              |
| Product: Mobile Phone                                                               |                  |           |        |                           |                     |               |              |
| Test Mode: PCS1900 <SIM 1>                                                          |                  |           |        |                           |                     |               |              |
| Test Position Head                                                                  | Antenna Position | Frequency |        | Frame Average Power (dBm) | Power Drift (<±0.2) | SAR 1g (W/kg) | Limit (W/kg) |
|                                                                                     |                  | Channel   | MHz    |                           |                     |               |              |
| Left-Cheek                                                                          | Fixed            | 512       | 1850.2 | 19.12                     | --                  | --            | 1.6          |
| Left-Cheek                                                                          | Fixed            | 661       | 1880.0 | 19.33                     | -0.154              | 0.517         | 1.6          |
| Left-Cheek                                                                          | Fixed            | 810       | 1909.8 | 19.46                     | --                  | --            | 1.6          |
| Left-Tilted                                                                         | Fixed            | 661       | 1880.0 | 19.33                     | -0.018              | 0.458         | 1.6          |
| Right-Cheek                                                                         | Fixed            | 512       | 1850.2 | 19.12                     | --                  | --            | 1.6          |
| Right-Cheek                                                                         | Fixed            | 661       | 1880.0 | 19.33                     | -0.132              | 0.525         | 1.6          |
| Right-Cheek                                                                         | Fixed            | 810       | 1909.8 | 19.46                     | --                  | --            | 1.6          |
| Right-Tilted                                                                        | Fixed            | 661       | 1880.0 | 19.33                     | 0.037               | 0.447         | 1.6          |
| Test Mode: PCS1900 < SIM 2>                                                         |                  |           |        |                           |                     |               |              |
| Left-Cheek                                                                          | Fixed            | 661       | 1880.0 | 19.24                     | 0.118               | 0.520         | 1.6          |
| Note: when the 1-g SAR is ≤ 0.8 W/kg, testing for low and high channel is optional. |                  |           |        |                           |                     |               |              |

| SAR MEASUREMENT                                                                                                                                                                                                                                 |                     |           |        |                                 |                           |                  |                 |
|-------------------------------------------------------------------------------------------------------------------------------------------------------------------------------------------------------------------------------------------------|---------------------|-----------|--------|---------------------------------|---------------------------|------------------|-----------------|
| Ambient Temperature (°C): 21.4 ± 2                                                                                                                                                                                                              |                     |           |        | Relative Humidity (%): 52       |                           |                  |                 |
| Liquid Temperature (°C): 21.0 ± 2                                                                                                                                                                                                               |                     |           |        | Depth of Liquid (cm):>15        |                           |                  |                 |
| Product: Mobile Phone                                                                                                                                                                                                                           |                     |           |        |                                 |                           |                  |                 |
| Test Mode: PCS1900 <SIM 1>                                                                                                                                                                                                                      |                     |           |        |                                 |                           |                  |                 |
| Test Position<br>Body                                                                                                                                                                                                                           | Antenna<br>Position | Frequency |        | Frame<br>Average<br>Power (dBm) | Power<br>Drift<br>(<±0.2) | SAR 1g<br>(W/kg) | Limit<br>(W/kg) |
|                                                                                                                                                                                                                                                 |                     | Channel   | MHz    |                                 |                           |                  |                 |
| Body-worn (with headset)                                                                                                                                                                                                                        | Fixed               | 512       | 1850.2 | 19.12                           | --                        | --               | 1.6             |
| Body-worn (with headset)                                                                                                                                                                                                                        | Fixed               | 661       | 1880.0 | 19.33                           | -0.032                    | 0.124            | 1.6             |
| Body-worn (with headset)                                                                                                                                                                                                                        | Fixed               | 810       | 1909.8 | 19.46                           | --                        | --               | 1.6             |
| Body-front (with headset)                                                                                                                                                                                                                       | Fixed               | 661       | 1880.0 | 19.33                           | 0.172                     | 0.072            | 1.6             |
| Test Mode: GPRS1900 2slot <SIM 1>                                                                                                                                                                                                               |                     |           |        |                                 |                           |                  |                 |
| Body-worn                                                                                                                                                                                                                                       | Fixed               | 661       | 1880.0 | 19.26                           | -0.008                    | 0.225            | 1.6             |
| Test Mode: GPRS1900 3slot <SIM 1>                                                                                                                                                                                                               |                     |           |        |                                 |                           |                  |                 |
| Body-worn                                                                                                                                                                                                                                       | Fixed               | 661       | 1880.0 | 19.92                           | 0.026                     | 0.227            | 1.6             |
| Test Mode: GPRS1900 4slot <SIM 1>                                                                                                                                                                                                               |                     |           |        |                                 |                           |                  |                 |
| Body-worn                                                                                                                                                                                                                                       | Fixed               | 512       | 1850.2 | 19.14                           | --                        | --               | 1.6             |
| Body-worn                                                                                                                                                                                                                                       | Fixed               | 661       | 1880.0 | 19.27                           | -0.003                    | 0.221            |                 |
| Body-worn                                                                                                                                                                                                                                       | Fixed               | 810       | 1909.8 | 19.21                           | --                        | --               |                 |
| Body-front                                                                                                                                                                                                                                      | Fixed               | 661       | 1880.0 | 19.27                           | 0.160                     | 0.161            |                 |
| Body-worn (with headset)                                                                                                                                                                                                                        | Fixed               | 661       | 1880.0 | 19.27                           | -0.053                    | 0.196            | 1.6             |
| Note: Body-worn means the display of phone is down; body-front means the display of phone is up, and both of them with a 15mm separation to bottom of phantom.<br>when the 1-g SAR is ≤ 0.8 W/kg, testing for low and high channel is optional. |                     |           |        |                                 |                           |                  |                 |



**Appendix A. SAR System Validation Data**

**Date/Time: 30-May-2011**

Test Laboratory: QuieTek Lab

System Check Head 835MHz

**DUT: Dipole 835 MHz D835V2; Type: D835V2**

Communication System: CW; Communication System Band: D835 (835.0 MHz); Duty Cycle: 1:1; Frequency: 835 MHz; Medium parameters used:  $f = 835 \text{ MHz}$ ;  $\sigma = 0.88 \text{ mho/m}$ ;  $\epsilon_r = 41.4$ ;  $\rho = 1000 \text{ kg/m}^3$ ; Phantom section: Flat Section ; Input Power=250mW

Ambient temperature (°C): 21.5, Liquid temperature (°C): 21.0

DASY5 Configuration:

- Probe: EX3DV4 - SN3710; ConvF(3.843, 4.303, 4.435); Calibrated: 25/02/2011
- Sensor-Surface: 4mm (Mechanical Surface Detection)
- Electronics: DAE4 Sn1220; Calibrated: 03/12/2010
- Phantom: SAM2; Type: SAM; Serial: TP1562
- Measurement SW: DASY5, V5.2 Build 162; SEMCAD X Version 14.0 Build 59

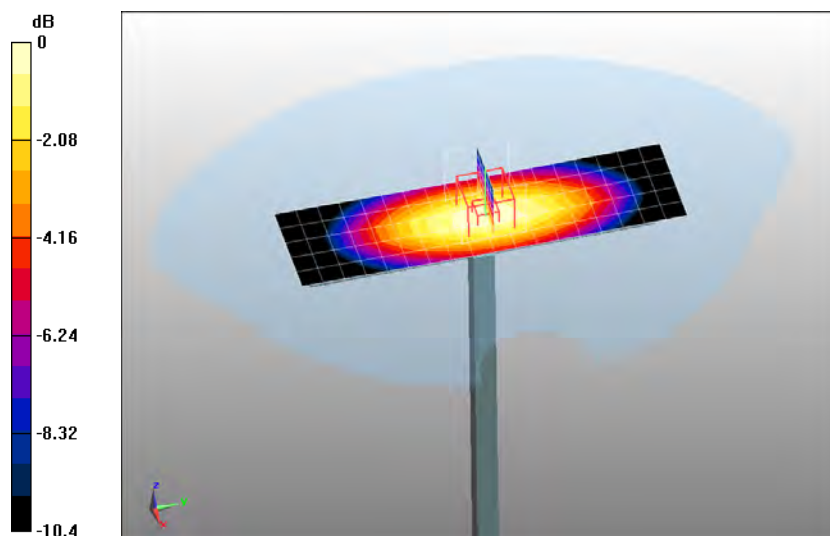
**Configuration/System Check GSM850 Head/Area Scan (6x19x1):** Measurement grid: dx=10mm, dy=10mm

Maximum value of SAR (measured) = 2.63 mW/g

**Configuration/System Check GSM850 Head/Zoom Scan (7x7x7)/Cube 0:** Measurement grid: dx=5mm, dy=5mm, dz=5mm, Reference Value = 56 V/m; Power Drift = 0.034 dB

Peak SAR (extrapolated) = 3.87 W/kg

**SAR(1 g) = 2.57 mW/g; SAR(10 g) = 1.68 mW/g** Maximum value of SAR (measured) = 2.76 mW/g



0 dB = 2.76mW/g

Date/Time: 30-May-2011

Test Laboratory: QuieTek Lab

System Check Head 1900MHz

**DUT: Dipole 1900 MHz D1900V2; Type: D1900V2**

Communication System: CW; Communication System Band: D1900 (1900.0 MHz); Duty Cycle: 1:1;

Frequency: 1900 MHz; Medium parameters used:  $f = 1900$  MHz;  $\sigma = 1.45$  mho/m;  $\epsilon_r = 39.1$ ;  $\rho = 1000$  kg/m<sup>3</sup> ;

Phantom section: Flat Section ; Input Power=250mW

Ambient temperature (°C): 21.5, Liquid temperature (°C): 21.0

DASY5 Configuration:

- Probe: EX3DV4 - SN3710; ConvF(3.609, 4.015, 4.146); Calibrated: 25/02/2011
- Sensor-Surface: 4mm (Mechanical Surface Detection)
- Electronics: DAE4 Sn1220; Calibrated: 03/12/2010
- Phantom: SAM1; Type: SAM; Serial: TP1561
- Measurement SW: DASY5, V5.2 Build 162; SEMCAD X Version 14.0 Build 59

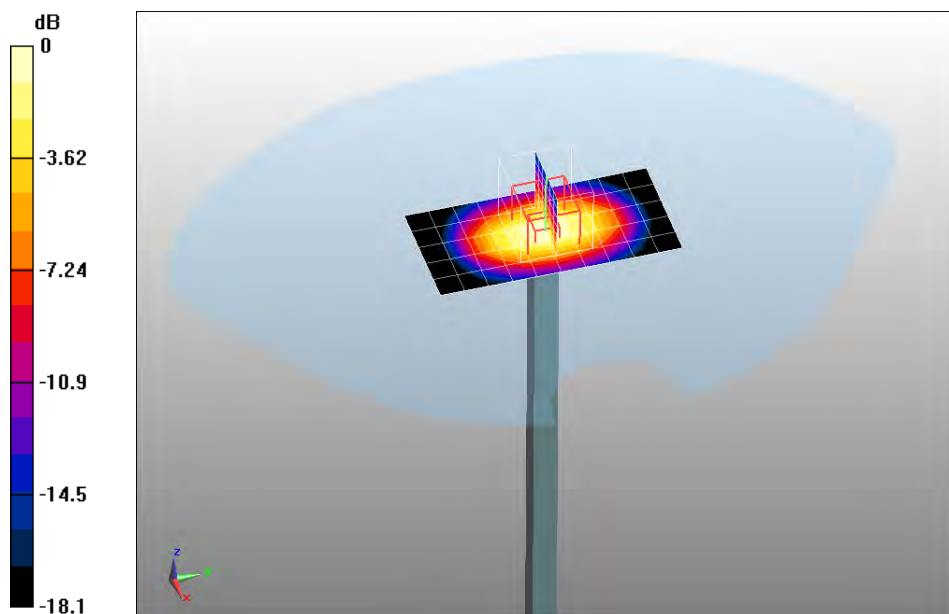
**Configuration/System Check PCS1900 Head/Area Scan (6x11x1):** Measurement grid: dx=10mm, dy=10mm

Maximum value of SAR (measured) = 10.3 mW/g

**Configuration/System Check PCS1900 Head/Zoom Scan (7x7x7)/Cube 0:** Measurement grid: dx=5mm, dy=5mm, dz=5mm, Reference Value = 90.8 V/m; Power Drift = -0.170 dB

Peak SAR (extrapolated) = 20 W/kg

**SAR(1 g) = 10.4 mW/g; SAR(10 g) = 5.27 mW/g** Maximum value of SAR (measured) = 11.7 mW/g



0 dB = 11.7mW/g

Date/Time: 30-May-2011

Test Laboratory: QuieTek Lab

System Check Body 835MHz

**DUT: Dipole 835 MHz D835V2; Type: D835V2**

Communication System: CW; Communication System Band: D835 (835.0 MHz); Duty Cycle: 1:1; Frequency: 835 MHz; Medium parameters used:  $f = 835 \text{ MHz}$ ;  $\sigma = 1.01 \text{ mho/m}$ ;  $\epsilon_r = 54.2$ ;  $\rho = 1000 \text{ kg/m}^3$ ; Phantom section: Flat Section ; Input Power=250mW

Ambient temperature (°C): 21.5, Liquid temperature (°C): 21.0

DASY5 Configuration:

- Probe: EX3DV4 - SN3710; ConvF(4.438, 4.985, 5.123); Calibrated: 25/02/2011
- Sensor-Surface: 4mm (Mechanical Surface Detection)
- Electronics: DAE4 Sn1220; Calibrated: 03/12/2010
- Phantom: SAM1; Type: SAM; Serial: TP1561
- Measurement SW: DASY5, V5.2 Build 162; SEMCAD X Version 14.0 Build 59

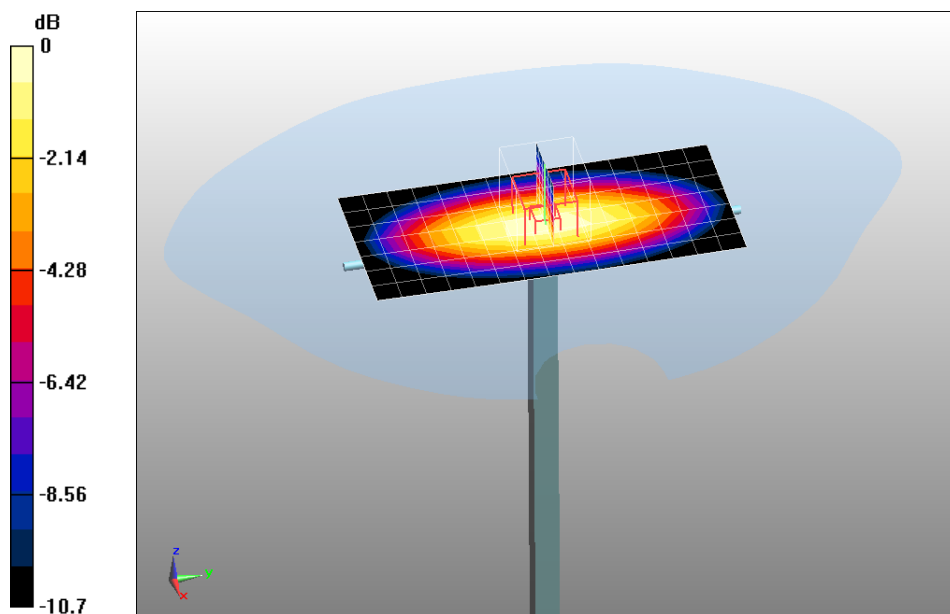
**Configuration/System Check GSM835 Body/Area Scan (8x16x1):** Measurement grid: dx=10mm, dy=10mm

Maximum value of SAR (measured) = 2.71 mW/g

**Configuration/System Check GSM835 Body/Zoom Scan (7x7x7)/Cube 0:** Measurement grid: dx=5mm, dy=5mm, dz=5mm, Reference Value = 53 V/m; Power Drift = 0.021 dB

Peak SAR (extrapolated) = 4.02 W/kg

**SAR(1 g) = 2.64 mW/g; SAR(10 g) = 1.71 mW/g** Maximum value of SAR (measured) = 2.85 mW/g



0 dB = 2.85mW/g

Date/Time: 30-May-2011

Test Laboratory: QuieTek Lab

System Check Body 1900MHz

**DUT: Dipole 1900 MHz D1900V2; Type: D1900V2**

Communication System: CW; Communication System Band: D1900 (1900.0 MHz); Duty Cycle: 1:1;

Frequency: 1900 MHz; Medium parameters used:  $f = 1900$  MHz;  $\sigma = 1.57$  mho/m;  $\epsilon_r = 53$ ;  $\rho = 1000$  kg/m<sup>3</sup> ;

Phantom section: Flat Section ; Input Power=250mW

Ambient temperature (°C): 21.5, Liquid temperature (°C): 21.0

DASY5 Configuration:

- Probe: EX3DV4 - SN3710; ConvF(4.193, 4.677, 4.833); Calibrated: 25/02/2011
- Sensor-Surface: 4mm (Mechanical Surface Detection)
- Electronics: DAE4 Sn1220; Calibrated: 03/12/2010
- Phantom: SAM2; Type: SAM; Serial: TP1562
- Measurement SW: DASY5, V5.2 Build 162; SEMCAD X Version 14.0 Build 59

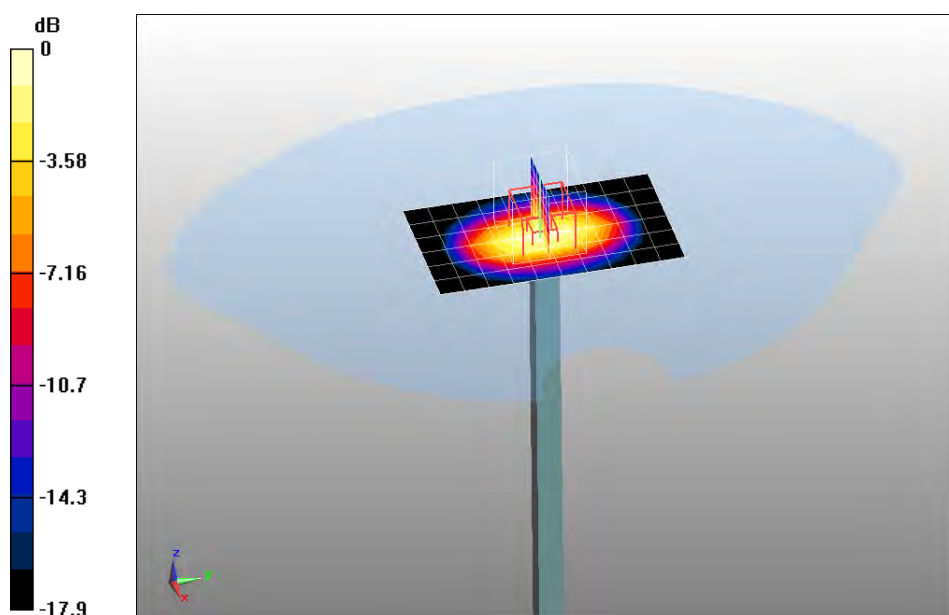
**Configuration/System Check PCS1900 Body/Area Scan (7x11x1):** Measurement grid: dx=10mm, dy=10mm

Maximum value of SAR (measured) = 11 mW/g

**Configuration/System Check PCS1900 Body/Zoom Scan (7x7x7)/Cube 0:** Measurement grid: dx=5mm, dy=5mm, dz=5mm, Reference Value = 83.8 V/m; Power Drift = 0.00285 dB

Peak SAR (extrapolated) = 18.7 W/kg

**SAR(1 g) = 9.96 mW/g; SAR(10 g) = 5.09 mW/g** Maximum value of SAR (measured) = 11.3 mW/g



0 dB = 11.3mW/g

**Appendix B. SAR measurement Data**

**Date/Time: 30-May-2011**

Test Laboratory: QuieTek Lab

GSM850 Mid Touch-Left

**DUT: Mobile Phone ; Type: AM83**

Communication System: Generic GSM; Communication System Band: GSM 850 (824.0 - 849.0 MHz); Duty Cycle: 1:2.1 ; Frequency: 836.4 MHz; Medium parameters used:  $f = 836.4$  MHz;  $\sigma = 0.89$  mho/m;  $\epsilon_r = 41.1$ ;  $\rho = 1000$  kg/m<sup>3</sup> ; Phantom section: Left Section

Ambient temperature (°C): 21.5, Liquid temperature (°C): 21.0

DASY5 Configuration:

- Probe: EX3DV4 - SN3710; ConvF(3.843, 4.303, 4.435); Calibrated: 25/02/2011
- Sensor-Surface: 4mm (Mechanical Surface Detection)
- Electronics: DAE4 Sn1220; Calibrated: 03/12/2010
- Phantom: SAM2; Type: SAM; Serial: TP1562
- Measurement SW: DASY5, V5.2 Build 162; SEMCAD X Version 14.0 Build 59

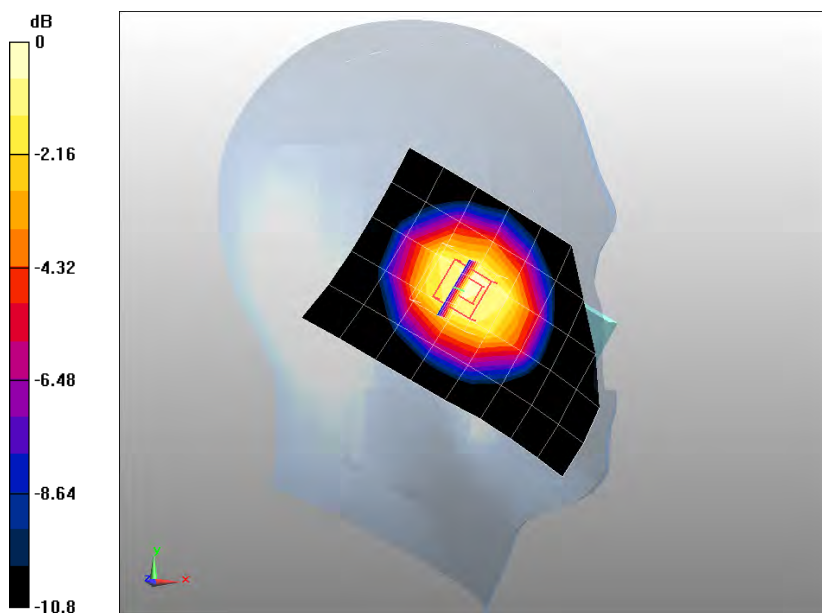
**Configuration/GSM850 Mid Touch-Left/Area Scan (6x9x1): Measurement grid: dx=20mm, dy=20mm**

Maximum value of SAR (measured) = 0.346 mW/g

**Configuration/GSM850 Mid Touch-Left/Zoom Scan (5x5x7)/Cube 0:** Measurement grid: dx=8mm, dy=8mm, dz=5mm, Reference Value = 16.6 V/m; Power Drift = -0.068 dB

Peak SAR (extrapolated) = 0.471 W/kg

**SAR(1 g) = 0.344 mW/g; SAR(10 g) = 0.239 mW/g** Maximum value of SAR (measured) = 0.364 mW/g



0 dB = 0.364mW/g

Date/Time: 30-May-2011

Test Laboratory: QuieTek Lab

GSM850 Mid Tilt-Left

**DUT: Mobile Phone ; Type: AM83**

Communication System: Generic GSM; Communication System Band: GSM 850 (824.0 - 849.0 MHz); Duty Cycle: 1:2.1 ; Frequency: 836.4 MHz; Medium parameters used:  $f = 836.4$  MHz;  $\sigma = 0.89$  mho/m;  $\epsilon_r = 41.1$ ;  $\rho = 1000$  kg/m<sup>3</sup> ; Phantom section: Left Section

Ambient temperature (°C): 21.5, Liquid temperature (°C): 21.0

DASY5 Configuration:

- Probe: EX3DV4 - SN3710; ConvF(3.843, 4.303, 4.435); Calibrated: 25/02/2011
- Sensor-Surface: 4mm (Mechanical Surface Detection)
- Electronics: DAE4 Sn1220; Calibrated: 03/12/2010
- Phantom: SAM2; Type: SAM; Serial: TP1562
- Measurement SW: DASY5, V5.2 Build 162; SEMCAD X Version 14.0 Build 59

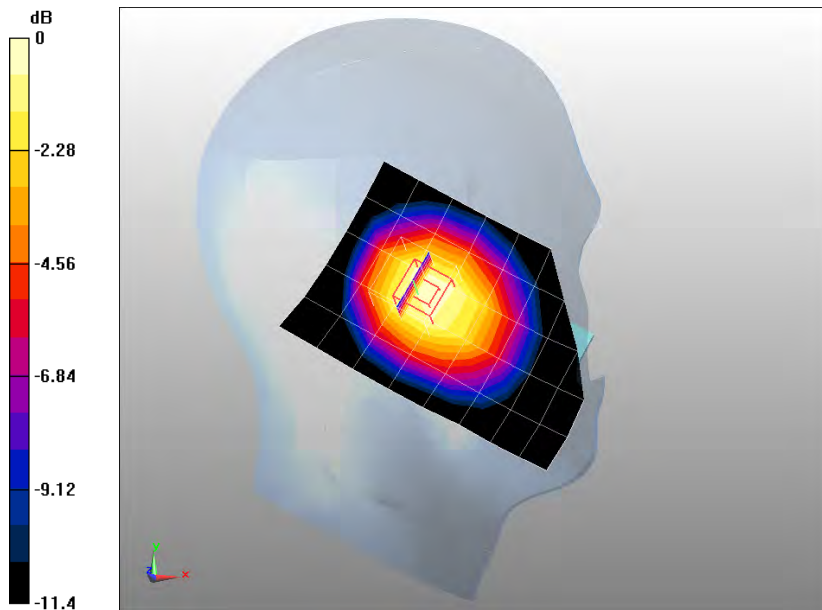
**Configuration/GSM850 Mid Tilt-Left/Area Scan (6x9x1):** Measurement grid: dx=20mm, dy=20mm

Maximum value of SAR (measured) = 0.214 mW/g

**Configuration/GSM850 Mid Tilt-Left/Zoom Scan (5x5x7)/Cube 0:** Measurement grid: dx=8mm, dy=8mm, dz=5mm, Reference Value = 16.1 V/m; Power Drift = -0.022 dB

Peak SAR (extrapolated) = 0.311 W/kg

**SAR(1 g) = 0.232 mW/g; SAR(10 g) = 0.165 mW/g** Maximum value of SAR (measured) = 0.243 mW/g



0 dB = 0.243mW/g

Date/Time: 30-May-2011

Test Laboratory: QuieTek Lab

GSM850 Mid Touch-Right

**DUT: Mobile Phone ; Type: AM83**

Communication System: Generic GSM; Communication System Band: GSM 850 (824.0 - 849.0 MHz); Duty Cycle: 1:2.1 ; Frequency: 836.4 MHz; Medium parameters used:  $f = 836.4$  MHz;  $\sigma = 0.89$  mho/m;  $\epsilon_r = 41.1$ ;  $\rho = 1000$  kg/m<sup>3</sup> ; Phantom section: Right Section

Ambient temperature (°C): 21.5, Liquid temperature (°C): 21.0

DASY5 Configuration:

- Probe: EX3DV4 - SN3710; ConvF(3.843, 4.303, 4.435); Calibrated: 25/02/2011
- Sensor-Surface: 4mm (Mechanical Surface Detection)
- Electronics: DAE4 Sn1220; Calibrated: 03/12/2010
- Phantom: SAM2; Type: SAM; Serial: TP1562
- Measurement SW: DASY5, V5.2 Build 162; SEMCAD X Version 14.0 Build 59

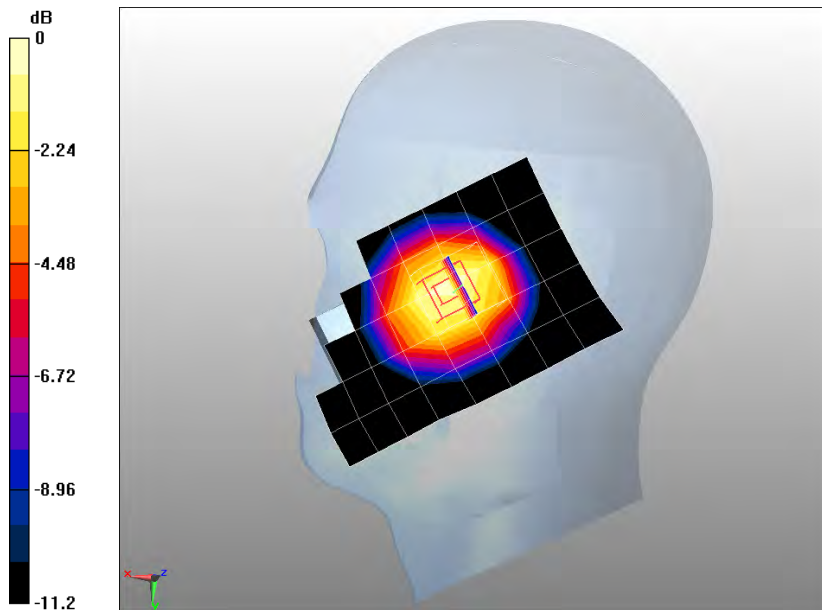
**Configuration/GSM850 Mid Touch-Right/Area Scan (6x9x1):** Measurement grid: dx=20mm, dy=20mm

Maximum value of SAR (measured) = 0.382 mW/g

**Configuration/GSM850 Mid Touch-Right/Zoom Scan (5x5x7)/Cube 0:** Measurement grid: dx=8mm, dy=8mm, dz=5mm, Reference Value = 14 V/m; Power Drift = 0.038 dB

Peak SAR (extrapolated) = 0.507 W/kg

**SAR(1 g) = 0.374 mW/g; SAR(10 g) = 0.260 mW/g** Maximum value of SAR (measured) = 0.394 mW/g



0 dB = 0.394mW/g

Date/Time: 30-May-2011

Test Laboratory: QuieTek Lab

GSM850 Mid Tilt-Right

**DUT: Mobile Phone ; Type: AM83**

Communication System: Generic GSM; Communication System Band: GSM 850 (824.0 - 849.0 MHz); Duty Cycle: 1:2.1 ; Frequency: 836.4 MHz; Medium parameters used:  $f = 836.4$  MHz;  $\sigma = 0.89$  mho/m;  $\epsilon_r = 41.1$ ;  $\rho = 1000$  kg/m<sup>3</sup> ; Phantom section: Right Section

Ambient temperature (°C): 21.5, Liquid temperature (°C): 21.0

DASY5 Configuration:

- Probe: EX3DV4 - SN3710; ConvF(3.843, 4.303, 4.435); Calibrated: 25/02/2011
- Sensor-Surface: 4mm (Mechanical Surface Detection)
- Electronics: DAE4 Sn1220; Calibrated: 03/12/2010
- Phantom: SAM2; Type: SAM; Serial: TP1562
- Measurement SW: DASY5, V5.2 Build 162; SEMCAD X Version 14.0 Build 59

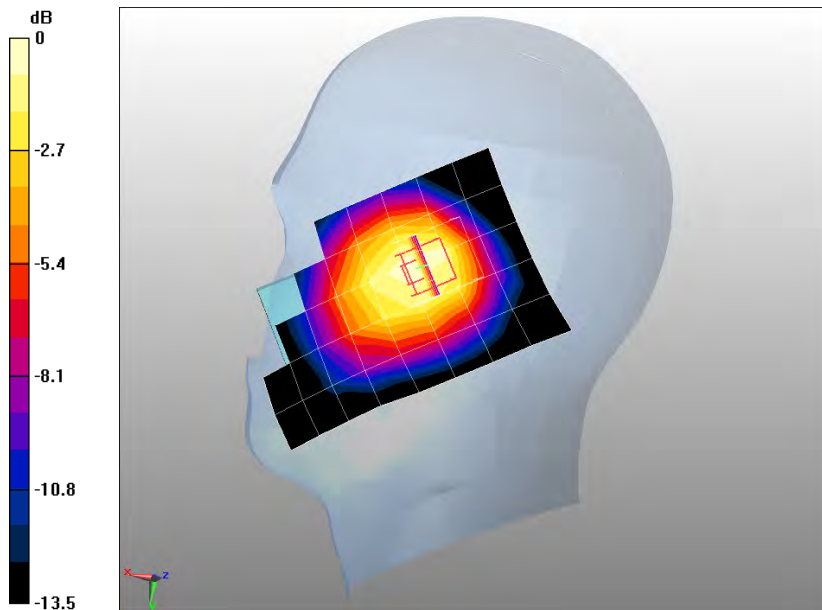
**Configuration/GSM850 Mid Tilt-Right/Area Scan (6x9x1):** Measurement grid: dx=20mm, dy=20mm

Maximum value of SAR (measured) = 0.243 mW/g

**Configuration/GSM850 Mid Tilt-Right/Zoom Scan (5x5x7)/Cube 0:** Measurement grid: dx=8mm, dy=8mm, dz=5mm, Reference Value = 14.2 V/m; Power Drift = 0.049 dB

Peak SAR (extrapolated) = 0.318 W/kg

**SAR(1 g) = 0.236 mW/g; SAR(10 g) = 0.167 mW/g** Maximum value of SAR (measured) = 0.250 mW/g



0 dB = 0.250mW/g



Date/Time: 30-May-2011

Test Laboratory: QuieTek Lab

GSM850 Mid Touch-Right<SIM 2>

**DUT: Mobile Phone ; Type: AM83**

Communication System: Generic GSM; Communication System Band: GSM 850 (824.0 - 849.0 MHz); Duty Cycle: 1:8.3; Frequency: 836.4 MHz; Medium parameters used:  $f = 836.4$  MHz;  $\sigma = 0.89$  mho/m;  $\epsilon_r = 41.1$ ;  $\rho = 1000$  kg/m<sup>3</sup> ; Phantom section: Right Section

Ambient temperature (°C): 21.5, Liquid temperature (°C): 21.0

DASY5 Configuration:

- Probe: EX3DV4 - SN3710; ConvF(3.843, 4.303, 4.435); Calibrated: 25/02/2011
- Sensor-Surface: 4mm (Mechanical Surface Detection)
- Electronics: DAE4 Sn1220; Calibrated: 03/12/2010
- Phantom: SAM2; Type: SAM; Serial: TP1562
- Measurement SW: DASY5, V5.2 Build 162; SEMCAD X Version 14.0 Build 59

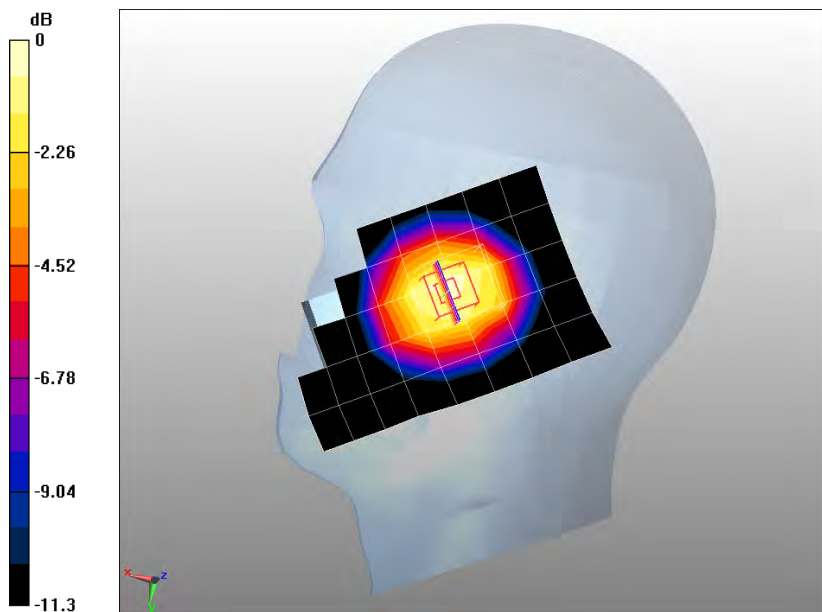
**Configuration/GSM850 Mid Touch-Right/Area Scan (6x9x1):** Measurement grid: dx=20mm, dy=20mm

Maximum value of SAR (measured) = 0.381 mW/g

**Configuration/GSM850 Mid Touch-Right/Zoom Scan (5x5x7)/Cube 0:** Measurement grid: dx=8mm, dy=8mm, dz=5mm, Reference Value = 16.4 V/m; Power Drift = -0.045 dB

Peak SAR (extrapolated) = 0.504 W/kg

**SAR(1 g) = 0.371 mW/g; SAR(10 g) = 0.258 mW/g** Maximum value of SAR (measured) = 0.390 mW/g



0 dB = 0.390mW/g

Date/Time: 30-May-2011

Test Laboratory: QuieTek Lab

GSM850 Mid Body-Back(with headset)

**DUT: Mobile Phone ; Type: AM83**

Communication System: Generic GSM; Communication System Band: GSM 850 (824.0 - 849.0 MHz); Duty Cycle: 1:8.3; Frequency: 836.4 MHz; Medium parameters used:  $f = 836.4$  MHz;  $\sigma = 1$  mho/m;  $\epsilon_r = 54.5$ ;  $\rho = 1000$  kg/m<sup>3</sup> ; Phantom section: Flat Section

Ambient temperature (°C): 21.5, Liquid temperature (°C): 21.0

DASY5 Configuration:

- Probe: EX3DV4 - SN3710; ConvF(4.438, 4.985, 5.123); Calibrated: 25/02/2011
- Sensor-Surface: 4mm (Mechanical Surface Detection)
- Electronics: DAE4 Sn1220; Calibrated: 03/12/2010
- Phantom: SAM2; Type: SAM; Serial: TP1562
- Measurement SW: DASY5, V5.2 Build 162; SEMCAD X Version 14.0 Build 59

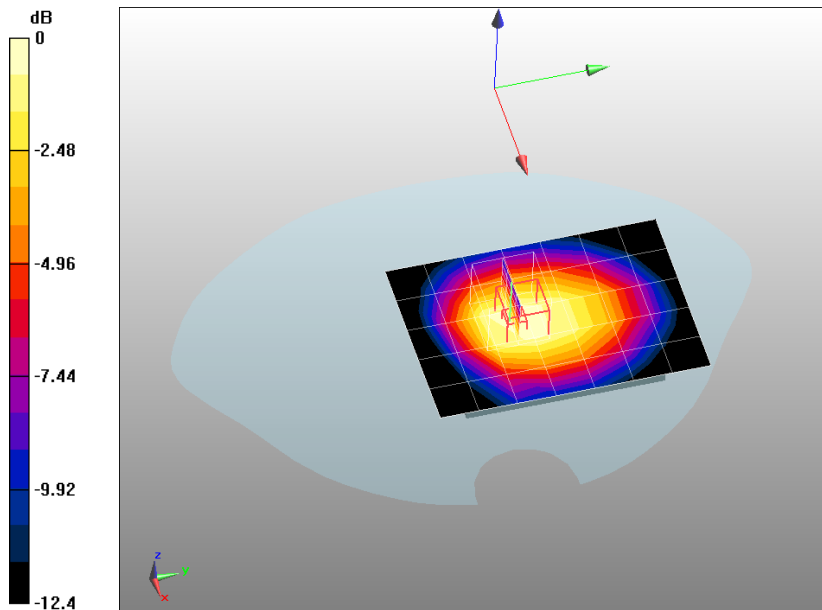
**Configuration/GSM850 Mid Body-Back/Area Scan (6x8x1):** Measurement grid: dx=20mm, dy=20mm

Maximum value of SAR (measured) = 0.164 mW/g

**Configuration/GSM850 Mid Body-Back/Zoom Scan (5x5x7)/Cube 0:** Measurement grid: dx=8mm, dy=8mm, dz=5mm, Reference Value = 9.93 V/m; Power Drift = 0.00843 dB

Peak SAR (extrapolated) = 0.232 W/kg

**SAR(1 g) = 0.171 mW/g; SAR(10 g) = 0.121 mW/g** Maximum value of SAR (measured) = 0.181 mW/g



0 dB = 0.181mW/g

Date/Time: 30-May-2011

Test Laboratory: QuieTek Lab

GSM850 Mid Body-Front(with headset)

**DUT: Mobile Phone ; Type: AM83**

Communication System: Generic GSM; Communication System Band: GSM 850 (824.0 - 849.0 MHz); Duty Cycle: 1:8.3; Frequency: 836.4 MHz; Medium parameters used:  $f = 836.4$  MHz;  $\sigma = 1$  mho/m;  $\epsilon_r = 54.5$ ;  $\rho = 1000$  kg/m<sup>3</sup> ; Phantom section: Flat Section

Ambient temperature (°C): 21.5, Liquid temperature (°C): 21.0

DASY5 Configuration:

- Probe: EX3DV4 - SN3710; ConvF(4.438, 4.985, 5.123); Calibrated: 25/02/2011
- Sensor-Surface: 4mm (Mechanical Surface Detection)
- Electronics: DAE4 Sn1220; Calibrated: 03/12/2010
- Phantom: SAM2; Type: SAM; Serial: TP1562
- Measurement SW: DASY5, V5.2 Build 162; SEMCAD X Version 14.0 Build 59

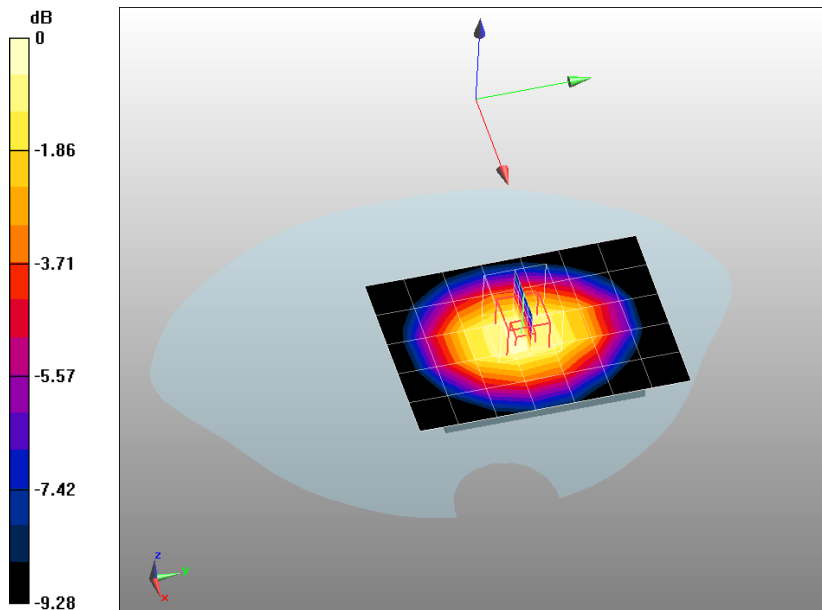
**Configuration/GSM850 Mid Body-Front/Area Scan (6x8x1):** Measurement grid: dx=20mm, dy=20mm

Maximum value of SAR (measured) = 0.105 mW/g

**Configuration/GSM850 Mid Body-Front/Zoom Scan (5x5x7)/Cube 0:** Measurement grid: dx=8mm, dy=8mm, dz=5mm, Reference Value = 8.01 V/m; Power Drift = 0.022 dB

Peak SAR (extrapolated) = 0.148 W/kg

**SAR(1 g) = 0.111 mW/g; SAR(10 g) = 0.079 mW/g** Maximum value of SAR (measured) = 0.118 mW/g



0 dB = 0.118mW/g

Date/Time: 30-May-2011

Test Laboratory: QuieTek Lab

GPRS850 Mid Body-Back(2up)

**DUT: Mobile Phone ; Type: AM83**

Communication System: GPRS/EGPRS-2 Slot; Communication System Band: GSM850; Duty Cycle: 1:4.2 ;

Frequency: 836.4 MHz; Medium parameters used:  $f = 836.4$  MHz;  $\sigma = 1$  mho/m;  $\epsilon_r = 54.5$ ;  $\rho = 1000$  kg/m<sup>3</sup> ;

Phantom section: Flat Section

Ambient temperature (°C): 21.5, Liquid temperature (°C): 21.0

DASY5 Configuration:

- Probe: EX3DV4 - SN3710; ConvF(4.438, 4.985, 5.123); Calibrated: 25/02/2011
- Sensor-Surface: 4mm (Mechanical Surface Detection)
- Electronics: DAE4 Sn1220; Calibrated: 03/12/2010
- Phantom: SAM2; Type: SAM; Serial: TP1562
- Measurement SW: DASY5, V5.2 Build 162; SEMCAD X Version 14.0 Build 59

**Configuration/GSM850 Mid Body-Back/Area Scan (6x8x1):** Measurement grid: dx=20mm, dy=20mm

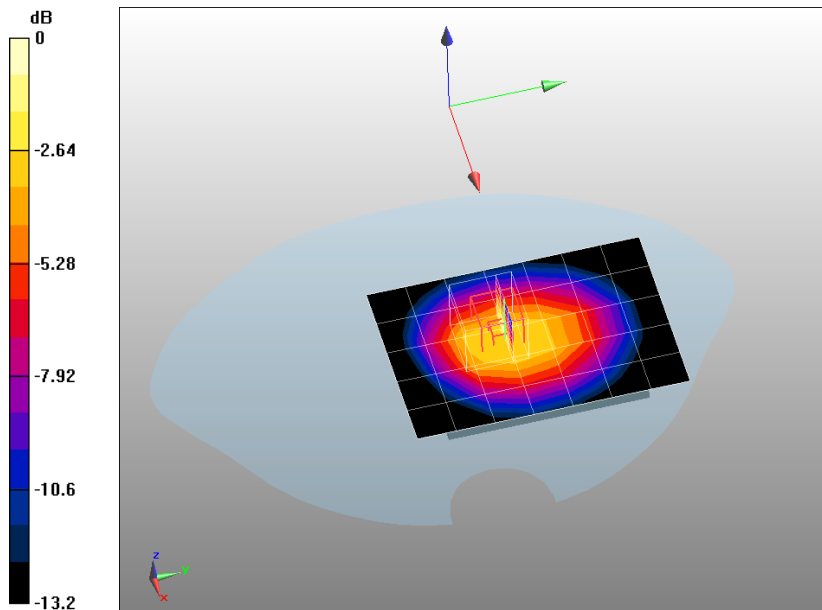
Maximum value of SAR (measured) = 0.387 mW/g

**Configuration/GSM850 Mid Body-Back/Zoom Scan (5x5x7)/Cube 0:** Measurement grid: dx=8mm,

dy=8mm, dz=5mm, Reference Value = 15.4 V/m; Power Drift = 0.14 dB

Peak SAR (extrapolated) = 0.887 W/kg

**SAR(1 g) = 0.648 mW/g; SAR(10 g) = 0.435 mW/g** Maximum value of SAR (measured) = 0.697 mW/g



0 dB = 0.697mW/g

Date/Time: 30-May-2011

Test Laboratory: QuieTek Lab

GPRS850 Mid Body-Back(3up)

**DUT: Mobile Phone ; Type: AM83**

Communication System: GPRS/EGPRS-3 Slot; Communication System Band: GSM 850; Duty Cycle: 1:2.8 ;

Frequency: 836.4 MHz; Medium parameters used:  $f = 836.4 \text{ MHz}$ ;  $\sigma = 1 \text{ mho/m}$ ;  $\epsilon_r = 54.5$ ;  $\rho = 1000 \text{ kg/m}^3$  ;

Phantom section: Flat Section

Ambient temperature (°C): 21.5, Liquid temperature (°C): 21.0

DASY5 Configuration:

- Probe: EX3DV4 - SN3710; ConvF(4.438, 4.985, 5.123); Calibrated: 25/02/2011
- Sensor-Surface: 4mm (Mechanical Surface Detection)
- Electronics: DAE4 Sn1220; Calibrated: 03/12/2010
- Phantom: SAM2; Type: SAM; Serial: TP1562
- Measurement SW: DASY5, V5.2 Build 162; SEMCAD X Version 14.0 Build 59

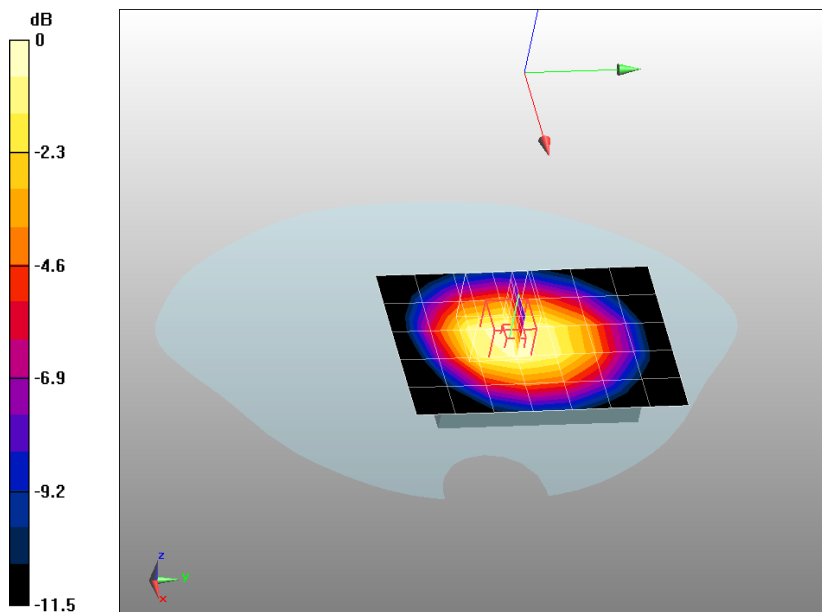
**Configuration/GSM850 Mid Body-Back/Area Scan (6x8x1):** Measurement grid: dx=20mm, dy=20mm

Maximum value of SAR (measured) = 0.943 mW/g

**Configuration/GSM850 Mid Body-Back/Zoom Scan (5x5x7)/Cube 0:** Measurement grid: dx=8mm, dy=8mm, dz=5mm, Reference Value = 24 V/m; Power Drift = -0.039 dB

Peak SAR (extrapolated) = 1.33 W/kg

**SAR(1 g) = 0.980 mW/g; SAR(10 g) = 0.695 mW/g** Maximum value of SAR (measured) = 1.03 mW/g



0 dB = 1.03mW/g

Date/Time: 30-May-2011

Test Laboratory: Quietek Lab

GPRS850 Low Body-Back(4up)

**DUT: Mobile Phone ; Type: AM83**

Communication System: GPRS/EGPRS-4 Slot; Communication System Band: GSM 850; Duty Cycle: 1:2.1 ;  
Frequency: 824.2 MHz; Medium parameters used:  $f = 824.2$  MHz;  $\sigma = 0.99$  mho/m;  $\epsilon_r = 54.6$ ;  $\rho = 1000$  kg/m<sup>3</sup> ;  
Phantom section: Flat Section

Ambient temperature (°C): 21.5, Liquid temperature (°C): 21.0

DASY5 Configuration:

- Probe: EX3DV4 - SN3710; ConvF(4.438, 4.985, 5.123); Calibrated: 25/02/2011
- Sensor-Surface: 4mm (Mechanical Surface Detection)
- Electronics: DAE4 Sn1220; Calibrated: 03/12/2010
- Phantom: SAM2; Type: SAM; Serial: TP1562
- Measurement SW: DASY5, V5.2 Build 162; SEMCAD X Version 14.0 Build 59

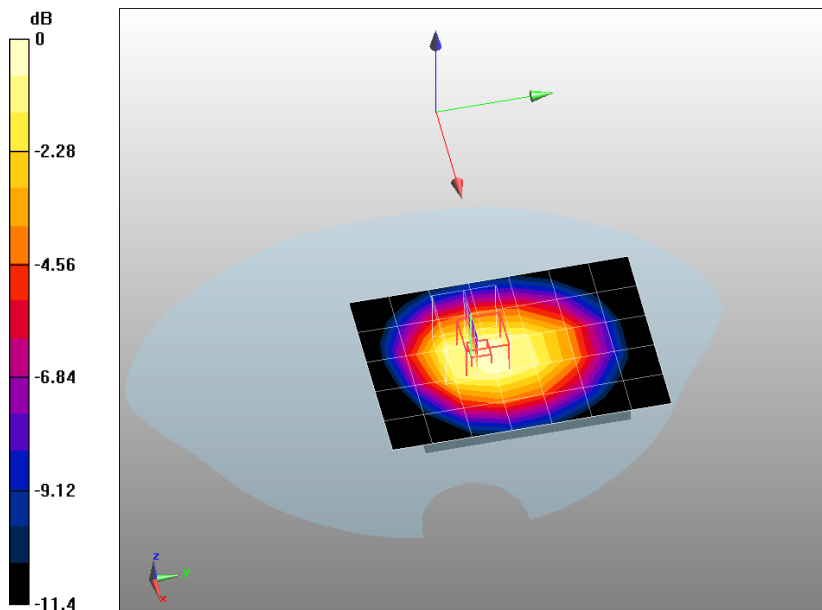
**Configuration/GSM850 Low Body-Back/Area Scan (6x8x1):** Measurement grid: dx=20mm, dy=20mm

Maximum value of SAR (measured) = 1.07 mW/g

**Configuration/GSM850 Low Body-Back/Zoom Scan (5x5x7)/Cube 0:** Measurement grid: dx=8mm, dy=8mm, dz=5mm, Reference Value = 26.8 V/m; Power Drift = -0.138 dB

Peak SAR (extrapolated) = 1.55 W/kg

**SAR(1 g) = 1.13 mW/g; SAR(10 g) = 0.808 mW/g** Maximum value of SAR (measured) = 1.19 mW/g



0 dB = 1.19mW/g

Date/Time: 30-May-2011

Test Laboratory: Quietek Lab

GPRS850 Mid Body-Back(4up)

**DUT: Mobile Phone ; Type: AM83**

Communication System: GPRS/EGPRS-4 Slot; Communication System Band: GSM 850; Duty Cycle: 1:2.1 ;

Frequency: 836.4 MHz; Medium parameters used:  $f = 836.4 \text{ MHz}$ ;  $\sigma = 1 \text{ mho/m}$ ;  $\epsilon_r = 54.5$ ;  $\rho = 1000 \text{ kg/m}^3$  ;

Phantom section: Flat Section

Ambient temperature ( $^{\circ}\text{C}$ ): 21.5, Liquid temperature ( $^{\circ}\text{C}$ ): 21.0

DASY5 Configuration:

- Probe: EX3DV4 - SN3710; ConvF(4.438, 4.985, 5.123); Calibrated: 25/02/2011
- Sensor-Surface: 4mm (Mechanical Surface Detection)
- Electronics: DAE4 Sn1220; Calibrated: 03/12/2010
- Phantom: SAM2; Type: SAM; Serial: TP1562
- Measurement SW: DASY5, V5.2 Build 162; SEMCAD X Version 14.0 Build 59

**Configuration/GSM850 Mid Body-Back/Area Scan (6x8x1):** Measurement grid: dx=20mm, dy=20mm

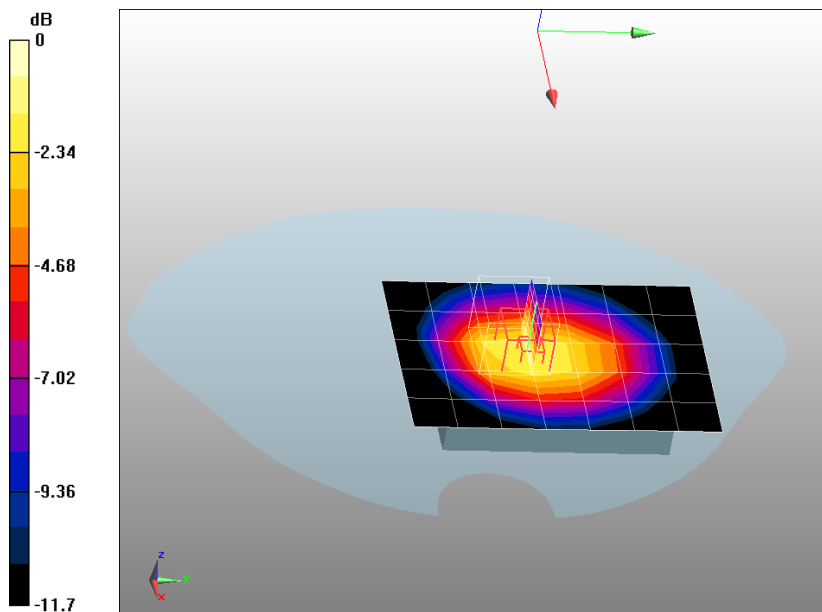
Maximum value of SAR (measured) = 0.923 mW/g

**Configuration/GSM850 Mid Body-Back/Zoom Scan (5x5x7)/Cube 0:** Measurement grid: dx=8mm,

dy=8mm, dz=5mm, Reference Value = 23.7 V/m; Power Drift = 0.03 dB

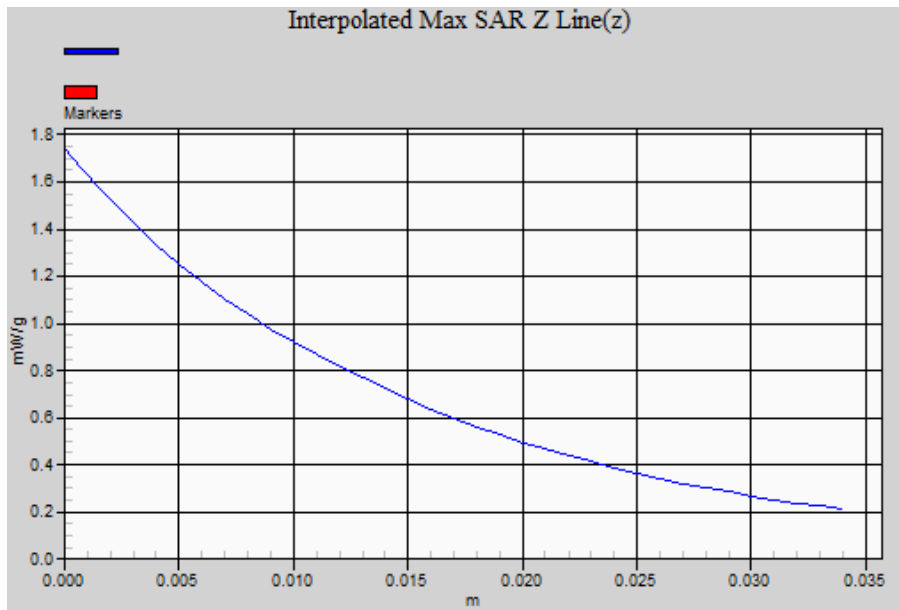
Peak SAR (extrapolated) = 1.74 W/kg

**SAR(1 g) = 1.26 mW/g; SAR(10 g) = 0.883 mW/g** Maximum value of SAR (measured) = 1.35 mW/g



0 dB = 1.35mW/g

Z-axis Plot





Date/Time: 30-May-2011

Test Laboratory: Quietek Lab

GPRS850 High Body-Back(4up)

**DUT: Mobile Phone ; Type: AM83**

Communication System: GPRS/EGPRS-4 Slot; Communication System Band: GSM 850; Duty Cycle: 1:2.1 ;  
 Frequency: 848.6 MHz; Medium parameters used:  $f = 848.6 \text{ MHz}$ ;  $\sigma = 1.01 \text{ mho/m}$ ;  $\epsilon_r = 54.4$ ;  $\rho = 1000 \text{ kg/m}^3$  ;  
 Phantom section: Flat Section

Ambient temperature (°C): 21.5, Liquid temperature (°C): 21.0

DASY5 Configuration:

- Probe: EX3DV4 - SN3710; ConvF(4.438, 4.985, 5.123); Calibrated: 25/02/2011
- Sensor-Surface: 4mm (Mechanical Surface Detection)
- Electronics: DAE4 Sn1220; Calibrated: 03/12/2010
- Phantom: SAM2; Type: SAM; Serial: TP1562
- Measurement SW: DASY5, V5.2 Build 162; SEMCAD X Version 14.0 Build 59

**Configuration/GSM850 High Body-Back/Area Scan (6x8x1):** Measurement grid: dx=20mm, dy=20mm

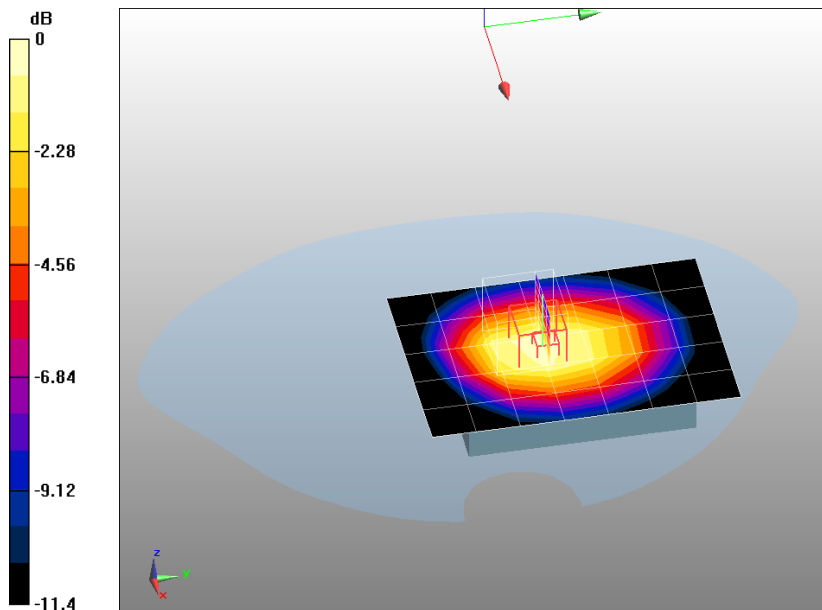
Maximum value of SAR (measured) = 1.1 mW/g

**Configuration/GSM850 High Body-Back/Zoom Scan (5x5x7)/Cube 0:** Measurement grid: dx=8mm, dy=8mm, dz=5mm

Reference Value = 24.5 V/m; Power Drift = 0.126 dB

Peak SAR (extrapolated) = 1.51 W/kg

**SAR(1 g) = 1.12 mW/g; SAR(10 g) = 0.789 mW/g** Maximum value of SAR (measured) = 1.19 mW/g



0 dB = 1.19mW/g

Date/Time: 30-May-2011

Test Laboratory: Quietek Lab

GPRS850 Mid Body-Front(4up)

**DUT: Mobile Phone ; Type: AM83**

Communication System: GPRS/EGPRS-4 Slot; Communication System Band: GSM 850; Duty Cycle: 1:2.1 ;

Frequency: 836.4 MHz; Medium parameters used:  $f = 836.4$  MHz;  $\sigma = 1$  mho/m;  $\epsilon_r = 54.5$ ;  $\rho = 1000$  kg/m<sup>3</sup> ;

Phantom section: Flat Section

Ambient temperature (°C): 21.5, Liquid temperature (°C): 21.0

DASY5 Configuration:

- Probe: EX3DV4 - SN3710; ConvF(4.438, 4.985, 5.123); Calibrated: 25/02/2011
- Sensor-Surface: 4mm (Mechanical Surface Detection)
- Electronics: DAE4 Sn1220; Calibrated: 03/12/2010
- Phantom: SAM2; Type: SAM; Serial: TP1562
- Measurement SW: DASY5, V5.2 Build 162; SEMCAD X Version 14.0 Build 59

**Configuration/GSM850 Mid Body-Front/Area Scan (6x8x1):** Measurement grid: dx=20mm, dy=20mm

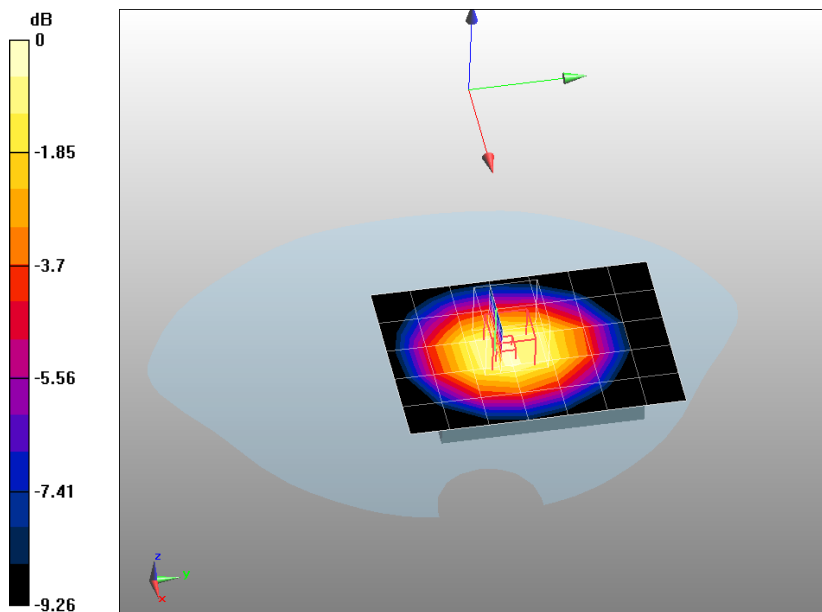
Maximum value of SAR (measured) = 0.789 mW/g

**Configuration/GSM850 Mid Body-Front/Zoom Scan (5x5x7)/Cube 0:** Measurement grid: dx=8mm,

dy=8mm, dz=5mm, Reference Value = 23.4 V/m; Power Drift = -0.023 dB

Peak SAR (extrapolated) = 1.11 W/kg

**SAR(1 g) = 0.823 mW/g; SAR(10 g) = 0.584 mW/g** Maximum value of SAR (measured) = 0.871 mW/g



0 dB = 0.871mW/g

Date/Time: 30-May-2011

Test Laboratory: QuieTek Lab

GPRS850 Mid Body-Back(4up)(with headset)

**DUT: Mobile Phone ; Type: AM83**

Communication System: GPRS/EGPRS-4 Slot; Communication System Band: GSM 850; Duty Cycle: 1:2.1 ;

Frequency: 836.4 MHz; Medium parameters used:  $f = 836.4 \text{ MHz}$ ;  $\sigma = 1 \text{ mho/m}$ ;  $\epsilon_r = 54.5$ ;  $\rho = 1000 \text{ kg/m}^3$  ;

Phantom section: Flat Section

Ambient temperature ( $^{\circ}\text{C}$ ): 21.5, Liquid temperature ( $^{\circ}\text{C}$ ): 21.0

DASY5 Configuration:

- Probe: EX3DV4 - SN3710; ConvF(4.438, 4.985, 5.123); Calibrated: 25/02/2011
- Sensor-Surface: 4mm (Mechanical Surface Detection)
- Electronics: DAE4 Sn1220; Calibrated: 03/12/2010
- Phantom: SAM2; Type: SAM; Serial: TP1562
- Measurement SW: DASY5, V5.2 Build 162; SEMCAD X Version 14.0 Build 59

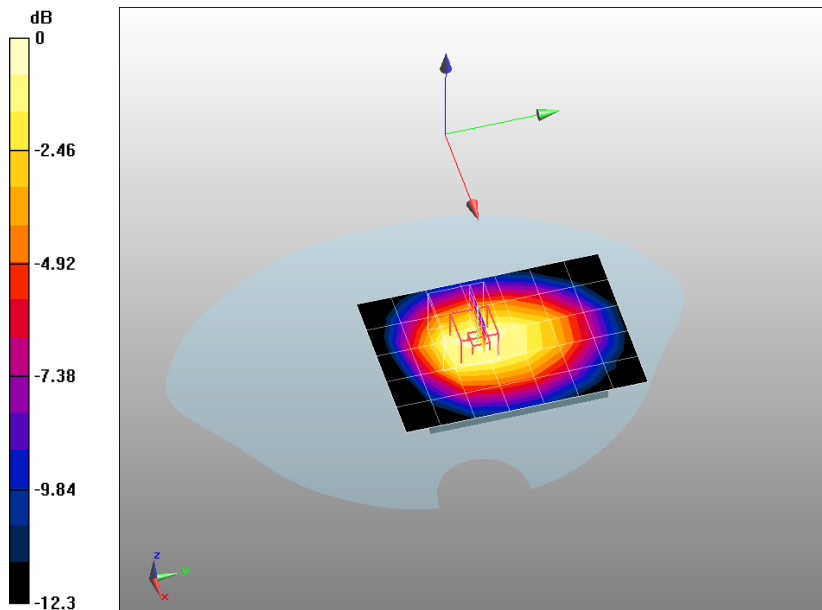
**Configuration/GSM850 Mid Body-Back/Area Scan (6x8x1):** Measurement grid:  $dx=20\text{mm}$ ,  $dy=20\text{mm}$

Maximum value of SAR (measured) = 0.905 mW/g

**Configuration/GSM850 Mid Body-Back/Zoom Scan (5x5x7)/Cube 0:** Measurement grid:  $dx=8\text{mm}$ ,  $dy=8\text{mm}$ ,  $dz=5\text{mm}$ , Reference Value = 23.4 V/m; Power Drift = 0.000564 dB

Peak SAR (extrapolated) = 1.23 W/kg

**SAR(1 g) = 0.909 mW/g; SAR(10 g) = 0.637 mW/g** Maximum value of SAR (measured) = 0.971 mW/g



0 dB = 0.971mW/g

Date/Time: 30-May-2011

Test Laboratory: Quietek Lab

PCS 1900 Mid Touch-Left

**DUT: Mobile Phone ; Type: AM83**

Communication System: Generic GSM; Communication System Band: PCS 1900 (1850.0 - 1910.0 MHz);

Duty Cycle: 1:8.3; Frequency: 1880 MHz; Medium parameters used:  $f = 1880$  MHz;  $\sigma = 1.43$  mho/m;  $\epsilon_r = 39$ ;  $\rho = 1000$  kg/m<sup>3</sup> ; Phantom section: Left Section

Ambient temperature (°C): 21.5, Liquid temperature (°C): 21.0

DASY5 Configuration:

- Probe: EX3DV4 - SN3710; ConvF(3.609, 4.015, 4.146); Calibrated: 25/02/2011
- Sensor-Surface: 4mm (Mechanical Surface Detection)
- Electronics: DAE4 Sn1220; Calibrated: 03/12/2010
- Phantom: SAM1; Type: SAM; Serial: TP1561
- Measurement SW: DASY5, V5.2 Build 162; SEMCAD X Version 14.0 Build 59

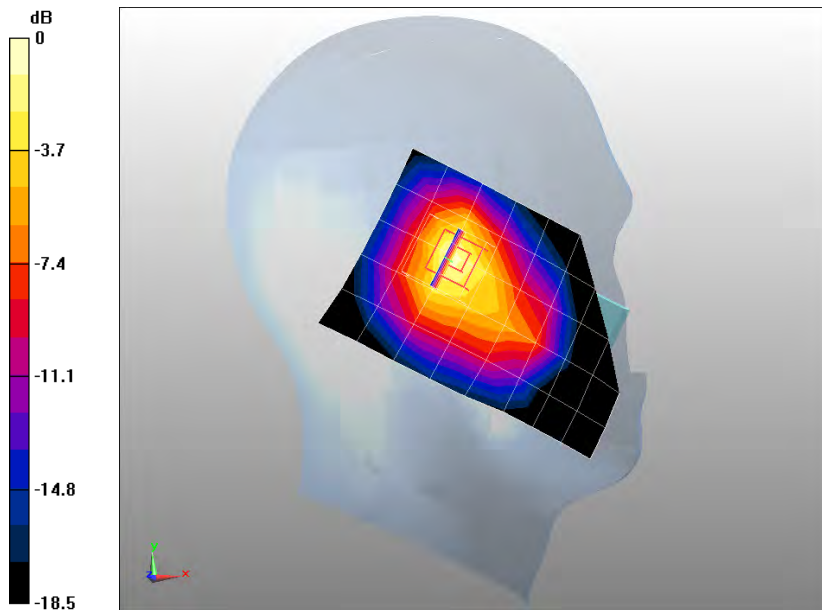
**Configuration/PCS1900 Mid Touch-Left/Area Scan (6x9x1):** Measurement grid: dx=20mm, dy=20mm

Maximum value of SAR (measured) = 0.536 mW/g

**Configuration/PCS1900 Mid Touch-Left/Zoom Scan (5x5x7)/Cube 0:** Measurement grid: dx=8mm, dy=8mm, dz=5mm, Reference Value = 14.1 V/m; Power Drift = -0.154 dB

Peak SAR (extrapolated) = 0.954 W/kg

**SAR(1 g) = 0.517 mW/g; SAR(10 g) = 0.268 mW/g** Maximum value of SAR (measured) = 0.557 mW/g



0 dB = 0.557mW/g

Date/Time: 30-May-2011

Test Laboratory: QuieTek Lab

PCS 1900 Mid Tilt-Left

**DUT: Mobile Phone ; Type: AM83**

Communication System: Generic GSM; Communication System Band: PCS 1900 (1850.0 - 1910.0 MHz);

Duty Cycle: 1:8.3; Frequency: 1880 MHz; Medium parameters used:  $f = 1880$  MHz;  $\sigma = 1.43$  mho/m;  $\epsilon_r = 39$ ;  $\rho = 1000$  kg/m<sup>3</sup> ; Phantom section: Left Section

Ambient temperature (°C): 21.5, Liquid temperature (°C): 21.0

DASY5 Configuration:

- Probe: EX3DV4 - SN3710; ConvF(3.609, 4.015, 4.146); Calibrated: 25/02/2011
- Sensor-Surface: 4mm (Mechanical Surface Detection)
- Electronics: DAE4 Sn1220; Calibrated: 03/12/2010
- Phantom: SAM1; Type: SAM; Serial: TP1561
- Measurement SW: DASY5, V5.2 Build 162; SEMCAD X Version 14.0 Build 59

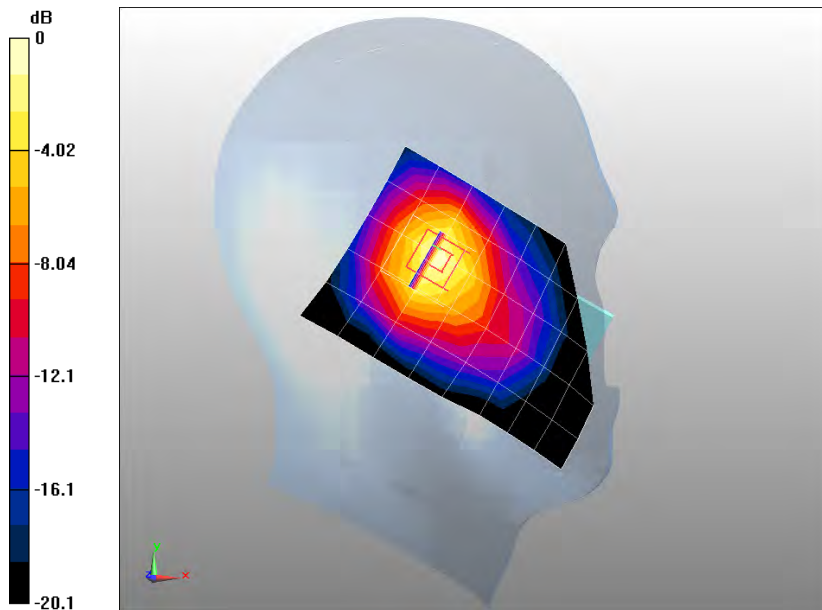
**Configuration/PCS1900 Mid Tilt-Left/Area Scan (6x9x1):** Measurement grid: dx=20mm, dy=20mm

Maximum value of SAR (measured) = 0.504 mW/g

**Configuration/PCS1900 Mid Tilt-Left/Zoom Scan (5x5x7)/Cube 0:** Measurement grid: dx=8mm, dy=8mm, dz=5mm, Reference Value = 14.5 V/m; Power Drift = -0.018 dB

Peak SAR (extrapolated) = 0.818 W/kg

**SAR(1 g) = 0.458 mW/g; SAR(10 g) = 0.241 mW/g** Maximum value of SAR (measured) = 0.495 mW/g



0 dB = 0.495mW/g

Date/Time: 30-May-2011

Test Laboratory: QuieTek Lab

PCS 1900 Mid Touch-Right

**DUT: Mobile Phone ; Type: AM83**

Communication System: Generic GSM; Communication System Band: PCS 1900 (1850.0 - 1910.0 MHz);

Duty Cycle: 1:8.3; Frequency: 1880 MHz; Medium parameters used:  $f = 1880$  MHz;  $\sigma = 1.43$  mho/m;  $\epsilon_r = 39$ ;  $\rho = 1000$  kg/m<sup>3</sup> ; Phantom section: Right Section

Ambient temperature (°C): 21.5, Liquid temperature (°C): 21.0

DASY5 Configuration:

- Probe: EX3DV4 - SN3710; ConvF(3.609, 4.015, 4.146); Calibrated: 25/02/2011
- Sensor-Surface: 4mm (Mechanical Surface Detection)
- Electronics: DAE4 Sn1220; Calibrated: 03/12/2010
- Phantom: SAM1; Type: SAM; Serial: TP1561
- Measurement SW: DASY5, V5.2 Build 162; SEMCAD X Version 14.0 Build 59

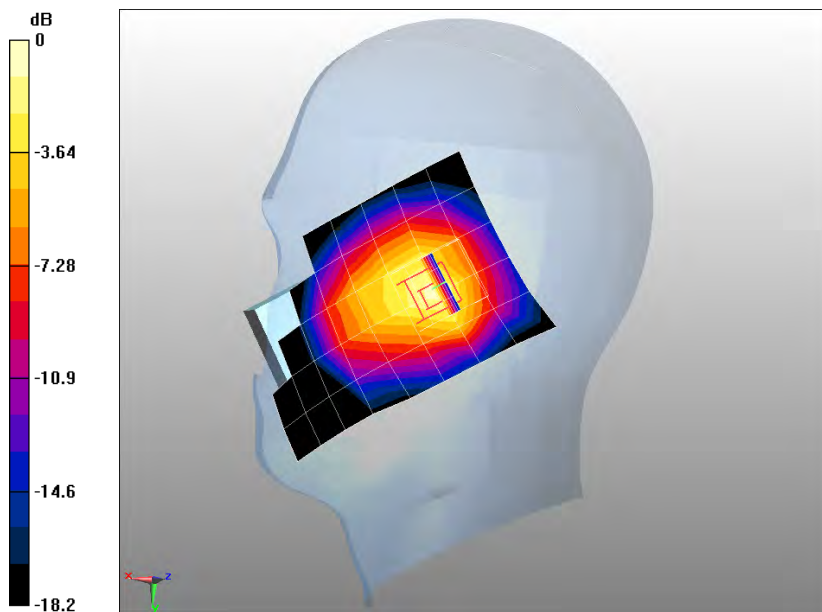
**Configuration/PCS1900 Mid Touch-Right/Area Scan (6x9x1):** Measurement grid: dx=20mm, dy=20mm

Maximum value of SAR (measured) = 0.487 mW/g

**Configuration/PCS1900 Mid Touch-Right/Zoom Scan (5x5x7)/Cube 0:** Measurement grid: dx=8mm, dy=8mm, dz=5mm, Reference Value = 12.7 V/m; Power Drift = -0.132 dB

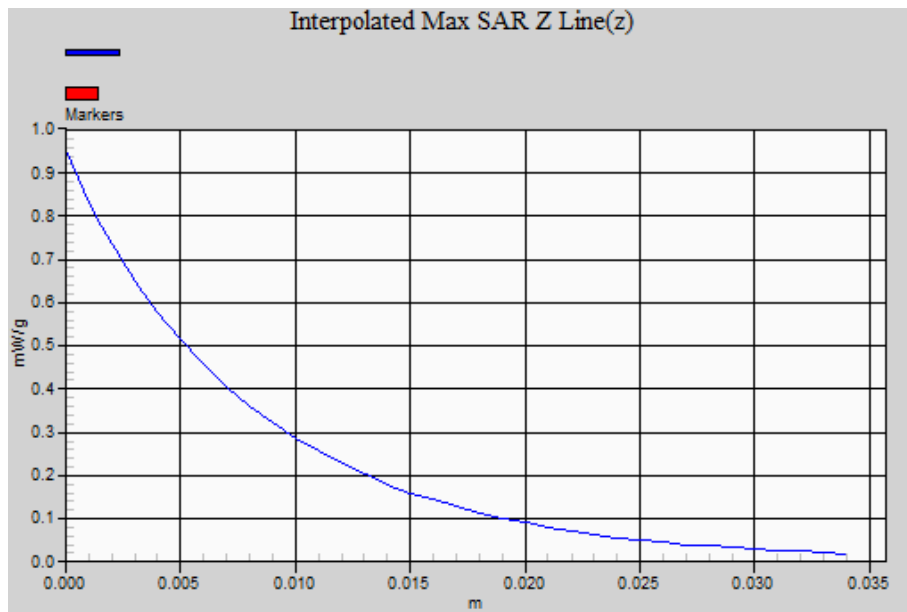
Peak SAR (extrapolated) = 0.859 W/kg

**SAR(1 g) = 0.525 mW/g; SAR(10 g) = 0.264 mW/g** Maximum value of SAR (measured) = 0.512 mW/g



0 dB = 0.512mW/g

Z-Axis Plot



Date/Time: 30-May-2011

Test Laboratory: Quietek Lab

PCS 1900 Mid Tilt-Right

**DUT: Mobile Phone ; Type: AM83**

Communication System: Generic GSM; Communication System Band: PCS 1900 (1850.0 - 1910.0 MHz);

Duty Cycle: 1:8.3; Frequency: 1880 MHz; Medium parameters used:  $f = 1880$  MHz;  $\sigma = 1.43$  mho/m;  $\epsilon_r = 39$ ;  $\rho = 1000$  kg/m<sup>3</sup> ; Phantom section: Right Section

Ambient temperature (°C): 21.5, Liquid temperature (°C): 21.0

DASY5 Configuration:

- Probe: EX3DV4 - SN3710; ConvF(3.609, 4.015, 4.146); Calibrated: 25/02/2011
- Sensor-Surface: 4mm (Mechanical Surface Detection)
- Electronics: DAE4 Sn1220; Calibrated: 03/12/2010
- Phantom: SAM1; Type: SAM; Serial: TP1561
- Measurement SW: DASY5, V5.2 Build 162; SEMCAD X Version 14.0 Build 59

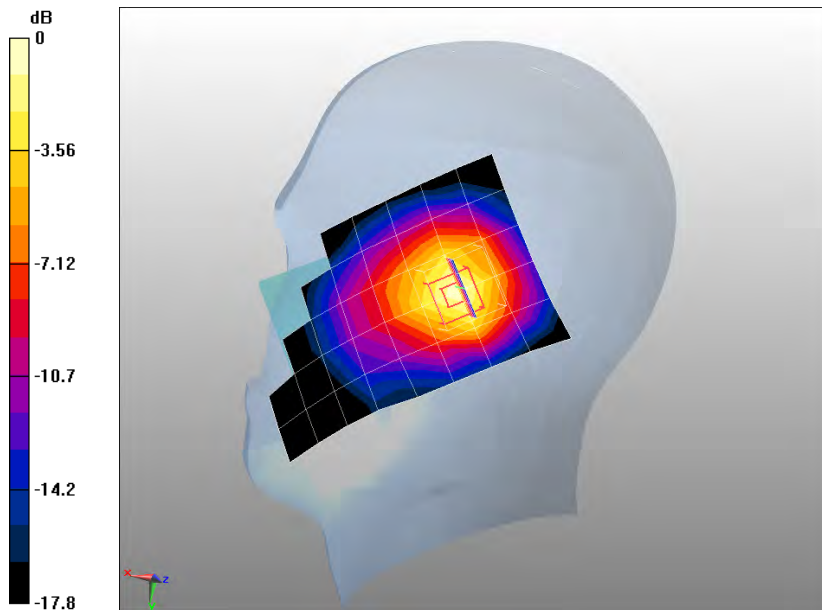
**Configuration/PCS1900 Mid Tilt-Right/Area Scan (6x9x1):** Measurement grid: dx=20mm, dy=20mm

Maximum value of SAR (measured) = 0.470 mW/g

**Configuration/PCS1900 Mid Tilt-Right/Zoom Scan (5x5x7)/Cube 0:** Measurement grid: dx=8mm, dy=8mm, dz=5mm, Reference Value = 12.8 V/m; Power Drift = 0.037 dB

Peak SAR (extrapolated) = 0.801 W/kg

**SAR(1 g) = 0.447 mW/g; SAR(10 g) = 0.237 mW/g** Maximum value of SAR (measured) = 0.464 mW/g



0 dB = 0.464mW/g



Date/Time: 30-May-2011

Test Laboratory: QuieTek Lab

PCS 1900 Mid Touch-Right<SIM 2>

**DUT: Mobile Phone ; Type: AM83**

Communication System: Generic GSM; Communication System Band: PCS 1900 (1850.0 - 1910.0 MHz);

Duty Cycle: 1:8.3; Frequency: 1880 MHz; Medium parameters used:  $f = 1880$  MHz;  $\sigma = 1.43$  mho/m;  $\epsilon_r = 39$ ;  $\rho = 1000$  kg/m<sup>3</sup> ; Phantom section: Right Section

Ambient temperature (°C): 21.5, Liquid temperature (°C): 21.0

DASY5 Configuration:

- Probe: EX3DV4 - SN3710; ConvF(3.609, 4.015, 4.146); Calibrated: 25/02/2011
- Sensor-Surface: 4mm (Mechanical Surface Detection)
- Electronics: DAE4 Sn1220; Calibrated: 03/12/2010
- Phantom: SAM1; Type: SAM; Serial: TP1561
- Measurement SW: DASY5, V5.2 Build 162; SEMCAD X Version 14.0 Build 59

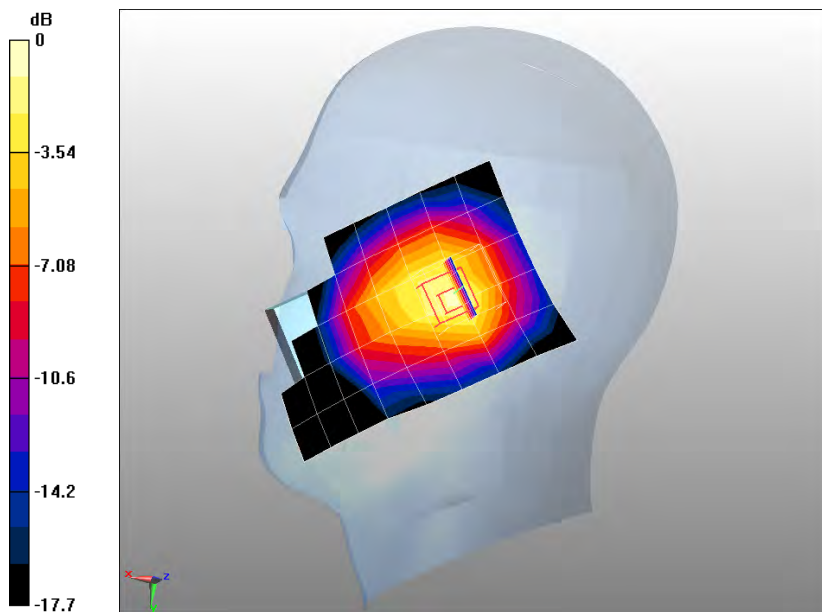
**Configuration/PCS1900 Mid Touch-Right/Area Scan (6x9x1):** Measurement grid: dx=20mm, dy=20mm

Maximum value of SAR (measured) = 0.481 mW/g

**Configuration/PCS1900 Mid Touch-Right/Zoom Scan (5x5x7)/Cube 0:** Measurement grid: dx=8mm, dy=8mm, dz=5mm, Reference Value = 12.4 V/m; Power Drift = 0.118 dB

Peak SAR (extrapolated) = 0.861 W/kg

**SAR(1 g) = 0.520 mW/g; SAR(10 g) = 0.271 mW/g** Maximum value of SAR (measured) = 0.514 mW/g



0 dB = 0.514mW/g

Date/Time: 30-May-2011

Test Laboratory: QuieTek Lab

PCS 1900 Mid Body-Back(with headset)

**DUT: Mobile Phone ; Type: AM83**

Communication System: Generic GSM; Communication System Band: PCS 1900 (1850.0 - 1910.0 MHz);

Duty Cycle: 1:8.3; Frequency: 1880 MHz; Medium parameters used:  $f = 1880$  MHz;  $\sigma = 1.5$  mho/m;  $\epsilon_r = 51.8$ ;  $\rho = 1000$  kg/m<sup>3</sup> ; Phantom section: Flat Section

Ambient temperature (°C): 21.5, Liquid temperature (°C): 21.0

DASY5 Configuration:

- Probe: EX3DV4 - SN3710; ConvF(4.193, 4.677, 4.833); Calibrated: 25/02/2011
- Sensor-Surface: 4mm (Mechanical Surface Detection)
- Electronics: DAE4 Sn1220; Calibrated: 03/12/2010
- Phantom: SAM1; Type: SAM; Serial: TP1561
- Measurement SW: DASY5, V5.2 Build 162; SEMCAD X Version 14.0 Build 59

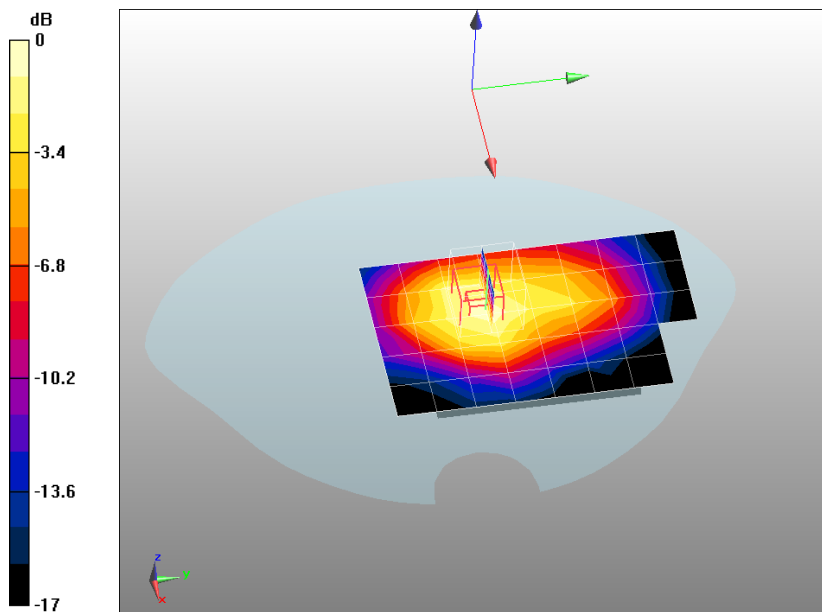
**Configuration/PCS1900 Mid Body-Back/Area Scan (6x9x1):** Measurement grid: dx=20mm, dy=20mm

Maximum value of SAR (measured) = 0.120 mW/g

**Configuration/PCS1900 Mid Body-Back/Zoom Scan (5x5x7)/Cube 0:** Measurement grid: dx=8mm, dy=8mm, dz=5mm, Reference Value = 6.73 V/m; Power Drift = -0.032 dB

Peak SAR (extrapolated) = 0.206 W/kg

**SAR(1 g) = 0.124 mW/g; SAR(10 g) = 0.073 mW/g** Maximum value of SAR (measured) = 0.132 mW/g



0 dB = 0.132mW/g

Date/Time: 30-May-2011

Test Laboratory: QuieTek Lab

PCS 1900 Mid Body-Front(with headset)

**DUT: Mobile Phone ; Type: AM83**

Communication System: Generic GSM; Communication System Band: PCS 1900 (1850.0 - 1910.0 MHz);

Duty Cycle: 1:8.3; Frequency: 1880 MHz; Medium parameters used:  $f = 1880$  MHz;  $\sigma = 1.5$  mho/m;  $\epsilon_r = 51.8$ ;

$\rho = 1000$  kg/m<sup>3</sup> ; Phantom section: Flat Section

Ambient temperature (°C): 21.5, Liquid temperature (°C): 21.0

DASY5 Configuration:

- Probe: EX3DV4 - SN3710; ConvF(4.193, 4.677, 4.833); Calibrated: 25/02/2011
- Sensor-Surface: 4mm (Mechanical Surface Detection)
- Electronics: DAE4 Sn1220; Calibrated: 03/12/2010
- Phantom: SAM1; Type: SAM; Serial: TP1561
- Measurement SW: DASY5, V5.2 Build 162; SEMCAD X Version 14.0 Build 59

**Configuration/PCS1900 Mid Body-Front/Area Scan (6x9x1):** Measurement grid: dx=20mm, dy=20mm

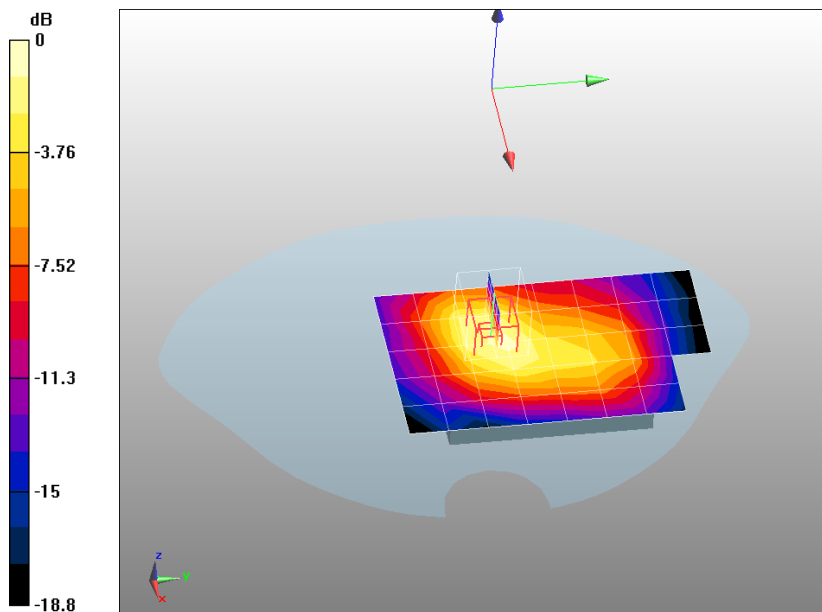
Maximum value of SAR (measured) = 0.067 mW/g

**Configuration/PCS1900 Mid Body-Front/Zoom Scan (5x5x7)/Cube 0:** Measurement grid: dx=8mm,

dy=8mm, dz=5mm,Reference Value = 3.94 V/m; Power Drift = 0.172 dB

Peak SAR (extrapolated) = 0.118 W/kg

**SAR(1 g) = 0.072 mW/g; SAR(10 g) = 0.042 mW/g** Maximum value of SAR (measured) = 0.077 mW/g



0 dB = 0.077mW/g

Date/Time: 30-May-2011

Test Laboratory: Quietek Lab

GPRS1900 Mid Body-Back(2up)

**DUT: Mobile Phone ; Type: AM83**

Communication System: GPRS/EGPRS-2 Slot; Communication System Band: PCS1900; Duty Cycle: 1:4.2 ;  
 Frequency: 1880 MHz; Medium parameters used:  $f = 1880$  MHz;  $\sigma = 1.5$  mho/m;  $\epsilon_r = 51.8$ ;  $\rho = 1000$  kg/m<sup>3</sup> ;  
 Phantom section: Flat Section

Ambient temperature (°C): 21.5, Liquid temperature (°C): 21.0

DASY5 Configuration:

- Probe: EX3DV4 - SN3710; ConvF(4.193, 4.677, 4.833); Calibrated: 25/02/2011
- Sensor-Surface: 4mm (Mechanical Surface Detection)
- Electronics: DAE4 Sn1220; Calibrated: 03/12/2010
- Phantom: SAM1; Type: SAM; Serial: TP1561
- Measurement SW: DASY5, V5.2 Build 162; SEMCAD X Version 14.0 Build 59

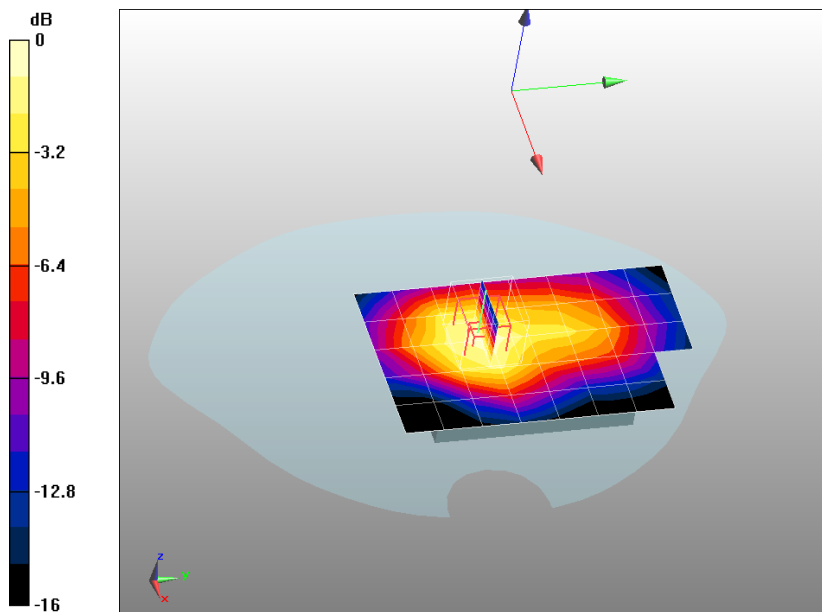
**Configuration/PCS1900 Mid Body-Back/Area Scan (6x9x1): Measurement grid: dx=20mm, dy=20mm**

Maximum value of SAR (measured) = 0.233 mW/g

**Configuration/PCS1900 Mid Body-Back/Zoom Scan (5x5x7)/Cube 0:** Measurement grid: dx=8mm, dy=8mm, dz=5mm, Reference Value = 9.2 V/m; Power Drift = -0.00777 dB

Peak SAR (extrapolated) = 0.373 W/kg

**SAR(1 g) = 0.225 mW/g; SAR(10 g) = 0.134 mW/g** Maximum value of SAR (measured) = 0.242 mW/g



0 dB = 0.242mW/g

Date/Time: 30-May-2011

Test Laboratory: QuieTek Lab

GPRS1900 Mid Body-Back(3up)

**DUT: Mobile Phone ; Type: AM83**

Communication System: GPRS/EGPRS-3 Slot; Communication System Band: PCS 1900; Duty Cycle: 1:2.8 ;  
 Frequency: 1880 MHz; Medium parameters used:  $f = 1880$  MHz;  $\sigma = 1.5$  mho/m;  $\epsilon_r = 51.8$ ;  $\rho = 1000$  kg/m<sup>3</sup> ;  
 Phantom section: Flat Section

Ambient temperature (°C): 21.5, Liquid temperature (°C): 21.0

DASY5 Configuration:

- Probe: EX3DV4 - SN3710; ConvF(4.193, 4.677, 4.833); Calibrated: 25/02/2011
- Sensor-Surface: 4mm (Mechanical Surface Detection)
- Electronics: DAE4 Sn1220; Calibrated: 03/12/2010
- Phantom: SAM1; Type: SAM; Serial: TP1561
- Measurement SW: DASY5, V5.2 Build 162; SEMCAD X Version 14.0 Build 59

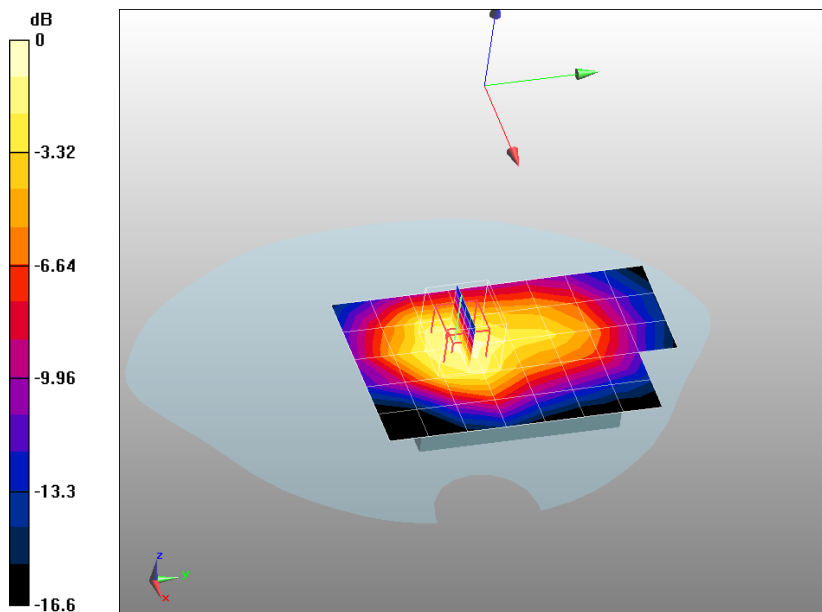
**Configuration/PCS1900 Mid Body-Back/Area Scan (6x9x1):** Measurement grid: dx=20mm, dy=20mm

Maximum value of SAR (measured) = 0.230 mW/g

**Configuration/PCS1900 Mid Body-Back/Zoom Scan (5x5x7)/Cube 0:** Measurement grid: dx=8mm, dy=8mm, dz=5mm, Reference Value = 9.31 V/m; Power Drift = 0.026 dB

Peak SAR (extrapolated) = 0.381 W/kg

**SAR(1 g) = 0.227 mW/g; SAR(10 g) = 0.135 mW/g** Maximum value of SAR (measured) = 0.246 mW/g



0 dB = 0.246mW/g

Date/Time: 30-May-2011

Test Laboratory: QuieTek Lab

GPRS1900 Mid Body-Back(4up)

**DUT: Mobile Phone ; Type: AM83**

Communication System: GPRS/EGPRS-3 Slot; Communication System Band: PCS 1900; Duty Cycle: 1:2.1 ;

Frequency: 1880 MHz; Medium parameters used:  $f = 1880$  MHz;  $\sigma = 1.5$  mho/m;  $\epsilon_r = 51.8$ ;  $\rho = 1000$  kg/m<sup>3</sup> ;

Phantom section: Flat Section

Ambient temperature (°C): 21.5, Liquid temperature (°C): 21.0

DASY5 Configuration:

- Probe: EX3DV4 - SN3710; ConvF(4.193, 4.677, 4.833); Calibrated: 25/02/2011
- Sensor-Surface: 4mm (Mechanical Surface Detection)
- Electronics: DAE4 Sn1220; Calibrated: 03/12/2010
- Phantom: SAM1; Type: SAM; Serial: TP1561
- Measurement SW: DASY5, V5.2 Build 162; SEMCAD X Version 14.0 Build 59

**Configuration/PCS1900 Mid Body-Back/Area Scan (6x9x1):** Measurement grid: dx=20mm, dy=20mm

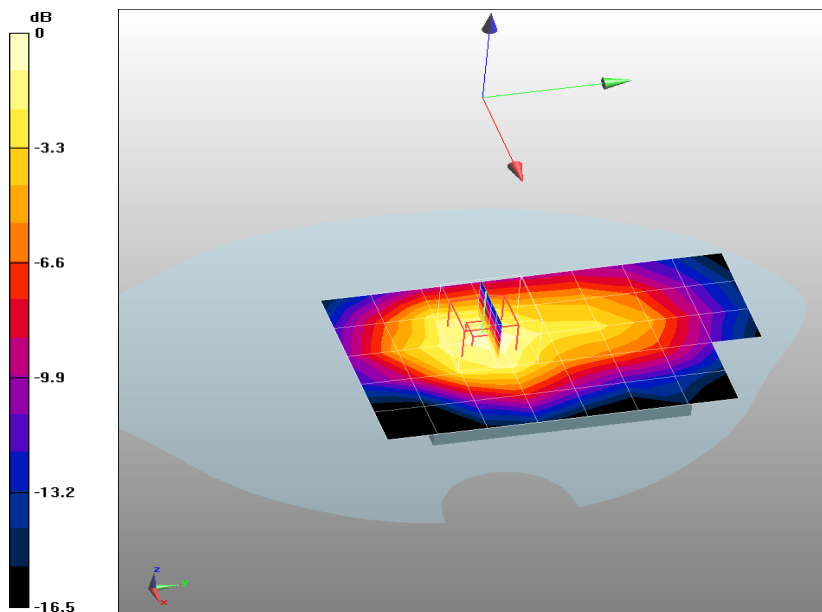
Maximum value of SAR (measured) = 0.226 mW/g

**Configuration/PCS1900 Mid Body-Back/Zoom Scan (5x5x7)/Cube 0:** Measurement grid: dx=8mm,

dy=8mm, dz=5mm, Reference Value = 9.16 V/m; Power Drift = -0.00278 dB

Peak SAR (extrapolated) = 0.372 W/kg

**SAR(1 g) = 0.221 mW/g; SAR(10 g) = 0.131 mW/g** Maximum value of SAR (measured) = 0.237 mW/g



0 dB = 0.237mW/g

Date/Time: 30-May-2011

Test Laboratory: QuieTek Lab

GPRS1900 Mid Body-Front(4up)

**DUT: Mobile Phone ; Type: AM83**

Communication System: GPRS/EGPRS-4 Slot; Communication System Band: PCS 1900; Duty Cycle: 1:2.1 ;

Frequency: 1880 MHz; Medium parameters used:  $f = 1880$  MHz;  $\sigma = 1.5$  mho/m;  $\epsilon_r = 51.8$ ;  $\rho = 1000$  kg/m<sup>3</sup> ;

Phantom section: Flat Section

Ambient temperature (°C): 21.5, Liquid temperature (°C): 21.0

DASY5 Configuration:

- Probe: EX3DV4 - SN3710; ConvF(4.193, 4.677, 4.833); Calibrated: 25/02/2011
- Sensor-Surface: 4mm (Mechanical Surface Detection)
- Electronics: DAE4 Sn1220; Calibrated: 03/12/2010
- Phantom: SAM1; Type: SAM; Serial: TP1561
- Measurement SW: DASY5, V5.2 Build 162; SEMCAD X Version 14.0 Build 59

**Configuration/PCS1900 Mid Body-Back/Area Scan (6x9x1):** Measurement grid: dx=20mm, dy=20mm

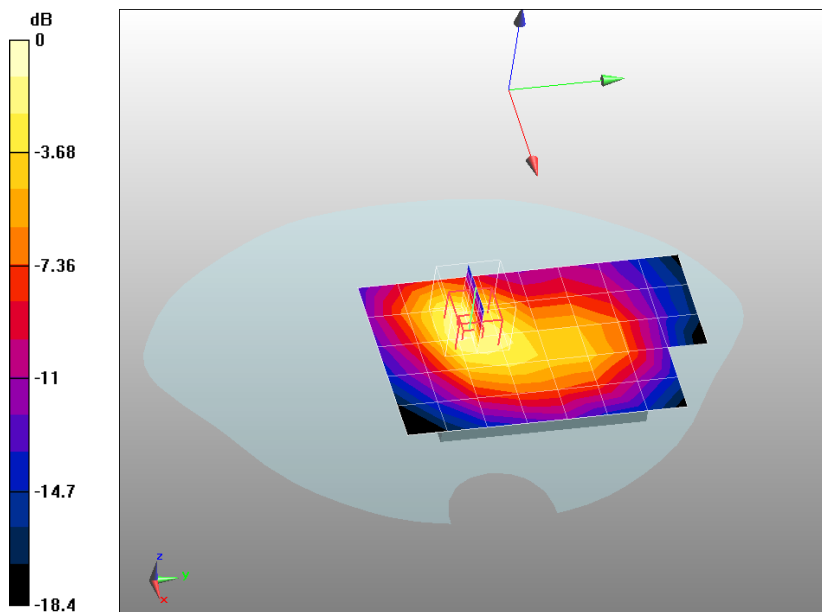
Maximum value of SAR (measured) = 0.139 mW/g

**Configuration/PCS1900 Mid Body-Back/Zoom Scan (5x5x7)/Cube 0:** Measurement grid: dx=8mm,

dy=8mm, dz=5mm, Reference Value = 6.81 V/m; Power Drift = 0.160 dB

Peak SAR (extrapolated) = 0.270 W/kg

**SAR(1 g) = 0.161 mW/g; SAR(10 g) = 0.092 mW/g** Maximum value of SAR (measured) = 0.177 mW/g



0 dB = 0.177mW/g

Date/Time: 30-May-2011

Test Laboratory: QuieTek Lab

GPRS1900 Mid Body-Back(4up) (with headset)

**DUT: Mobile Phone ; Type: AM83**

Communication System: GPRS/EGPRS-4 Slot; Communication System Band: PCS 1900; Duty Cycle: 1:2.1 ;

Frequency: 1880 MHz; Medium parameters used:  $f = 1880$  MHz;  $\sigma = 1.5$  mho/m;  $\epsilon_r = 51.8$ ;  $\rho = 1000$  kg/m<sup>3</sup> ;

Phantom section: Flat Section

Ambient temperature (°C): 21.5, Liquid temperature (°C): 21.0

DASY5 Configuration:

- Probe: EX3DV4 - SN3710; ConvF(4.193, 4.677, 4.833); Calibrated: 25/02/2011
- Sensor-Surface: 4mm (Mechanical Surface Detection)
- Electronics: DAE4 Sn1220; Calibrated: 03/12/2010
- Phantom: SAM1; Type: SAM; Serial: TP1561
- Measurement SW: DASY5, V5.2 Build 162; SEMCAD X Version 14.0 Build 59

**Configuration/PCS1900 Mid Body-Back/Area Scan (6x9x1):** Measurement grid: dx=20mm, dy=20mm

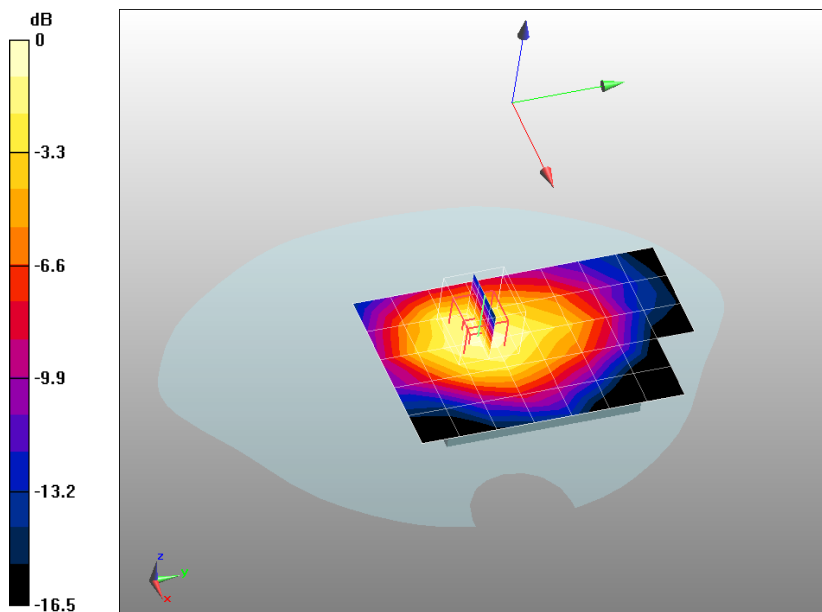
Maximum value of SAR (measured) = 0.196 mW/g

**Configuration/PCS1900 Mid Body-Back/Zoom Scan (5x5x7)/Cube 0:** Measurement grid: dx=8mm,

dy=8mm, dz=5mm, Reference Value = 8.46 V/m; Power Drift = -0.053 dB

Peak SAR (extrapolated) = 0.317 W/kg

**SAR(1 g) = 0.196 mW/g; SAR(10 g) = 0.117 mW/g** Maximum value of SAR (measured) = 0.213 mW/g




0 dB = 0.213mW/g




**Appendix C. Test Setup Photographs & EUT Photographs**

**Test Setup Photographs**


Left Head (EUT Cheek)




Left Head (EUT Tilted)




Right Head (EUT Cheek)




Right Head (EUT Tilted)




Body-worn SAR 15mm separation without Headset (display down)




Body-worn SAR 15mm separation with Headset (display down)




Body-front SAR 15mm separation without Headset (display up)




Body-front SAR 15mm separation with Headset (display up)



**Depth of the liquid in the phantom – Zoom in**



Note: The position used in the measurements were according to IEEE 1528 - 2003



The separation distance between the GSM Antenna and the Bluetooth Antenna is less than 5cm according to the above picture.

EUT Photographs



Appendix D. Probe Calibration Data

国家无线电监测中心检测中心  
The State Radio monitoring center Testing Center

校准证书

Calibration Certificate



器具名称 电场探头 E-Field Probe  
Instrument

型号/规格 EX3DV4  
Type/Model

生产厂家 Schmid & Partner Engineering AG  
Manufacturer

出厂编号 SN:3710  
Serial No

客户名称 快特电波科技(苏州)有限公司  
Name of Client

客户地址 苏州工业园区娄葑高新技术开发区宏业路 99 号  
Address of Client

校准日期 2011.2.25  
Calibration Date

所有的校准工作都是在屏蔽实验室中完成: 环境温度 (22±3) °C 湿度<70%  
All calibrations have been conducted in the closed laboratory facility: environment temperature (22±3) °C and humidity<70%

授权签字人:

Approved by



地址: 北京市西城区北礼士路 80 号  
Add: No.80 Bei Lishi Road, Xi Cheng District Beijing 100037, P.R.China

电话 Tel: +86-10-68009202 68009203  
传真 Fax: +86-10-68009205 68009195

国家无线电监测中心检测中心  
The State Radio\_monitoring\_center Testing Center

|                                                              |                    |
|--------------------------------------------------------------|--------------------|
| 校准规范 Reference documents of the measurement(Code, Name)      |                    |
| SRMC3003-V2.0.0 比吸收率 (SAR) 测试系统校准规范                          |                    |
| 校准环境及地点 Place and environmental condition of the measurement |                    |
| 温度 Temperature 23.2℃                                         | 湿度 Humidity 32.5 % |
| 地点 Location SRTC room 226                                    |                    |

| 主要校准设备<br>Primary Calibration Equipment used | 型号<br>Model/Type | 序列号<br>ID#     | 校准日期<br>Cal Date | 校准有效期至<br>Scheduled Calibration |
|----------------------------------------------|------------------|----------------|------------------|---------------------------------|
| 功率计 Power meter                              | E4417A           | SN: MY45101004 | 2010.8           | 2011.8                          |
| 功率传感器 Power sensor                           | E9300B           | SN: MY41496001 | 2010.8           | 2011.8                          |
| 功率传感器 Power sensor                           | E9300B           | SN: MY41496003 | 2010.8           | 2011.8                          |
| 参考 DAE Reference DAE                         | DAE4             | SN: 720        | 2011.1           | 2012.1                          |
| 信号源 Signal generator                         | SML03            | SN:103514      | 2010.8           | 2011.8                          |
| 网络分析仪 Network analyzer                       | 8714ET           | SN:US40372083  | 2010.8           | 2011.8                          |
| 次要校准设备<br>Secondary Calibration Equipment    | 型号<br>Model/Type | 序列号<br>ID#     |                  |                                 |
| 波导 Waveguide                                 | WGLS R9          | SN:1006        |                  |                                 |
| 波导 Waveguide                                 | WGLS R14         | SN:1003        |                  |                                 |
| 波导 Waveguide                                 | WGLS R22         | SN:1006        |                  |                                 |

地址: 北京市西城区北礼士路 80 号  
Add: No.80 Bei Lishi Road, Xi Cheng District Beijing 100037, P.R.China

电话 Tel: +86-10-68009202 68009203  
传真 Fax: +86-10-68009205 68009195

第 2 页 共 7 页 证书编号 Certificate No.SRTC2011-CAL002-001



国家无线电监测中心检测中心  
The State Radio monitoring center Testing Center

---

注:

1. 所使用的校准系统和计量标准可溯源到国家基准或标准。

测量和置信区间的不确定度都是证书的一部分，并将在以下内容中给出。

**This calibration certificate documents the traceability to national standards, which realize the physical units of measurements (SI).**

**The measurements and the uncertainties with confidence probability are given on the following pages and are part of the certificate.**

2. 除非拥有本实验室的书面许可，否则不得复制该校准证书。

**This calibration certificate shall not be reproduced except in full without written approval of the laboratory.**

3. 我中心仅对加盖“国家无线电监测中心检验中心”章的完整证书负责

**SRTC is responsible for the whole of certificate only with stamp of SRTC.**

4. 本证书的校准结果仅对所校准的计量器具有效

**The calibration results would be valid only for the items calibration.**

5. 本证书中英文两种语言表达，准确含义以中文为准。

**The certification is written by Chinese and English. Exact meaning should be explained only on Chinese version.**

地址：北京市西城区北礼士路 80 号  
Add: No.80 Bei Lishi Road, Xi Cheng District Beijing 100037, P.R.China

电话 Tel: +86-10-68009202 68009203  
传真 Fax: +86-10-68009205 68009195

第 3 页 共 7 页      证书编号 Certificate No.SRTC2011-CAL002-001

国家无线电监测中心检测中心  
The State Radio monitoring center Testing Center

备注

**Glossary**

|                         |                                                                                                                                                                                                       |
|-------------------------|-------------------------------------------------------------------------------------------------------------------------------------------------------------------------------------------------------|
| TSL                     | 模拟组织液 tissue simulating liquid                                                                                                                                                                        |
| NORM <sub>x, y, z</sub> | 自由空间灵敏度 sensitivity in free space                                                                                                                                                                     |
| ConvF                   | 模拟组织液中的灵敏度/自由空间的灵敏度 sensitivity in TSL/NORM <sub>x, y, z</sub>                                                                                                                                        |
| DCP                     | 二极管压缩点 diode compression point                                                                                                                                                                        |
| 角度 $\varphi$            | 沿探头轴向旋转 $\varphi$ $\varphi$ rotation around probe axis                                                                                                                                                |
| 角度 $\theta$             | 沿探头法平面中的一个轴旋转 $\theta$ , 例如 $\theta=0$ , 代表垂直于探头轴向<br>$\theta$ rotation around an axis that is in the plane normal to probe axis (at measurement center),<br>i.e., $\theta=0$ is normal to probe axis |

本校准证书中使用的方法参考如下标准

**Calibration is preformed according to the Following Standards**

- a) IEEE Std 1528-2003, "IEEE Recommended Practice for Determining the Peak Spatial-Averaged Specific Absorption Rate (SAR) in Human Head from Wireless Communication Devices: Measurement Techniques", December 2003
- b) IEC 62209-1, "Procedure to measure the Specific Absorption Rate (SAR) for hand-held devices used in close proximity to the ear (frequency range of 300MHz to 3GHz) ", February 2005
- c) Federal Communication Commission Office of Engineering & Technology (FCC OET), "Evaluating Compliance with FCC Guidelines for Human Exposure to Radiofrequency Electromagnetic Fields; Additional Information for Evaluating Compliance of Mobile and Portable Devices with FCC Limits for Human Exposure to Radiofrequency Emissions", Supplement C (Edition 01-01) to Bulletin 65

地址: 北京市西城区北礼士路 80 号  
Add: No.80 Bei Lishi Road, Xi Cheng District Beijing 100037, P.R .China

电话 Tel: +86-10-68009202 68009203  
传真 Fax: +86-10-68009205 68009195

第 4 页 共 7 页 证书编号 Certificate No.SRTC2011-CAL002-001

国家无线电监测中心检测中心  
The State Radio\_monitoring\_center Testing Center

方法及参数介绍

Methods Applied and Interpretation of Parameters

- NORM<sub>x, y, z</sub>: NORM<sub>x, y, z</sub> 是中间变量, 其不确定度不影响 TSL 中电场强度的不确定性。  
NORM <sub>x, y, z</sub> are only intermediate valve, i.e., the uncertainties of NORM <sub>x, y, z</sub> does not effect the E<sup>2</sup>-field uncertainty inside TSL (see below ConvF)
- NORM(f)<sub>x, y, z</sub>= NORM<sub>x, y, z</sub>\*频率响应。在 DASY4.2 以后的版本中, 这项工作由软件完成, 频率响应的不确定度包含在 ConvF 的不确定度中。  
NORM(f) <sub>x, y, z</sub>= NORM <sub>x, y, z</sub>\*frequency response (see Frequency Response Chart ). This linearization is implemented in DASY4 software version later than 4.2. The uncertainty of the frequency response is included in the stated uncertainty of ConvF.
- DCP<sub>x, y, z</sub>: DCP 是与探头的线性度相关的参数, 其测试是基于功率扫描的方法进行的, 另外 DCP 既不依赖于频率也不依赖于介质。  
DCP <sub>x, y, z</sub>: DCP are numerical linearization parameters assessed based on the data of power sweep (no uncertainty required). DCP does not depend on frequency nor media.
- ConvF 和边界效应: 当频率大于 800MHz 时, 利用平坦模型中的电场或是波导中的人工电场进行测试。我们也利用相同的配置来得到边界效应的相关参数 (alpha, depth)。DASY 软件的这项功能可以用来补偿测试中发生的边界效应, 使在边界附近测试的时候能够更加准确。而 ConvF<sub>x, y, z</sub>=NORM<sub>x, y, z</sub>\*ConvF。DASY4.4 以后的版本允许的频率扩展范围为 ±50MHz 到 ±100MHz。  
ConvF and Boundary Effect Parameters; Assessed in flat phantom using E-field (or Temperature Transfer Stand for f≤800MHz) and inside waveguide using analytical field distributions based on power measurement for f>800MHz .The same setups are used for assessment of the parameters applied for boundary compensation (alpha, depth) of which typical uncertainty values are given .These parameters are used in DASY4 software to improve probe accuracy close to the boundary. The sensitivity in TSL corresponds to that given for ConvF. A frequency dependent ConvF is used in DASY version 4.4 and higher which allows extending the validity from ±50MHz to ±100 MHz.
- 各向同性: 探头暴露在平板天线和一个平面模型产生的电场中, 这个电场的梯度较低。  
Spherical isotropy (3D deviation from isotropy): in a field of low gradients realized using a flat phantom exposed by a patch antenna.

地址: 北京市西城区北礼士路 80 号  
Add: No.80 Bei Lishi Road, Xi Cheng District Beijing 100037, P.R.China

电话 Tel: +86-10-68009202 68009203  
传真 Fax: +86-10-68009205 68009195

第 5 页 共 7 页 证书编号 Certificate No.SRTC2011-CAL002-001

国家无线电监测中心检测中心  
The State Radio\_monitoring\_center Testing Center

测试条件

Measurement Conditions

|                      |              |             |
|----------------------|--------------|-------------|
| DASY 版本 DASY Version | DSAY 5       | V52.2.0.163 |
| 模型 Phantom           | Flat phantom |             |

探头敏感度参数

Probe Sensitivity Parameters

|     | 数值 Value | 单位 Unit             |
|-----|----------|---------------------|
| X 轴 | 1.00     | $\mu V / (V / m)^2$ |
| Y 轴 | 1.00     | $\mu V / (V / m)^2$ |
| Z 轴 | 1.00     | $\mu V / (V / m)^2$ |

1. 二极管压缩点

Diode Compression Point

|     | 数值 Value | 单位 Unit | 不确定度 Uncertainty<br>(k = 2) |
|-----|----------|---------|-----------------------------|
| X 轴 | 98.60    | mV      | 10.82%                      |
| Y 轴 | 97.38    | mV      | 10.82%                      |
| Z 轴 | 99.74    | mV      | 10.82%                      |

2. 转换因子: 头部 TSL

Probe Conversion Factors: Head Tissue Liquid

| 频率(MHz)<br>Frequency | 频率范围<br>Validity<br>(MHz) | 介电常数<br>Permittivity | 导电率<br>Conductivity | Alpha | Depth | ConvFx/ ConvFy/<br>ConvFz<br>$\mu V / (V / m)^2$ |       |       | 不确定度<br>Uncertainty<br>(k = 2) |
|----------------------|---------------------------|----------------------|---------------------|-------|-------|--------------------------------------------------|-------|-------|--------------------------------|
| 850                  | ±100                      | 41.56                | 0.9106              | 0.395 | 0.882 | 3.843                                            | 4.303 | 4.435 | 13.02%                         |
| 900                  | ±100                      | 41.24                | 0.9487              | 0.337 | 0.974 | 3.913                                            | 4.377 | 4.502 | 13.02%                         |
| 1800                 | ±100                      | 39.21                | 1.348               | 0.156 | 1.648 | 3.784                                            | 4.193 | 4.328 | 13.02%                         |
| 1900                 | ±100                      | 38.75                | 1.450               | 0.178 | 1.515 | 3.609                                            | 4.015 | 4.146 | 13.02%                         |
| 2450                 | ±100                      | 38.23                | 1.982               | 0.126 | 1.725 | 3.214                                            | 3.653 | 3.661 | 13.02%                         |

地址: 北京市西城区北礼士路 80 号  
Add: No.80 Bei Lishi Road, Xi Cheng District Beijing 100037, P.R.China

电话 Tel: +86-10-68009202 68009203  
传真 Fax: +86-10-68009205 68009195

第 6 页 共 7 页 证书编号 Certificate No.SRTC2011-CAL002-001

国家无线电监测中心检测中心  
The State Radio monitoring center Testing Center

3. 转换因子: 腰部 TSL

Probe Conversion Factors: Body Tissue Liquid

| 频率(MHz)<br>Frequency | 频率范围<br>Validity<br>(MHz) | 介电常数<br>Permittivity | 导电率<br>Conductivity | Alpha | Depth | ConvFx/ ConvFy/<br>ConvFz<br>$\mu V^2/(V/m)^2$ |       |       | 不确定度<br>Uncertainty<br>(k=2) |
|----------------------|---------------------------|----------------------|---------------------|-------|-------|------------------------------------------------|-------|-------|------------------------------|
| 850                  | ±100                      | 55.36                | 1.004               | 0.459 | 0.807 | 4.438                                          | 4.985 | 5.123 | 13.02%                       |
| 900                  | ±100                      | 54.48                | 1.055               | 0.378 | 0.863 | 4.530                                          | 5.101 | 5.229 | 13.02%                       |
| 1800                 | ±100                      | 52.83                | 1.501               | 0.152 | 1.732 | 4.333                                          | 4.832 | 4.991 | 13.02%                       |
| 1900                 | ±100                      | 52.43                | 1.615               | 0.183 | 1.491 | 4.193                                          | 4.677 | 4.833 | 13.02%                       |
| 2450                 | ±100                      | 52.95                | 1.911               | 0.137 | 1.758 | 3.702                                          | 4.126 | 4.265 | 13.02%                       |

4. 各向同性

Probe Isotropy

|                           | 数值 Value | 单位 Unit | 不确定度<br>Uncertainty<br>(k=2) |
|---------------------------|----------|---------|------------------------------|
| 轴向各向同性 Axial Isotropy     | 0.157    | dB      | 10.18%                       |
| 球面各向同性 Spherical Isotropy | 0.125    | dB      | 10.18%                       |

校准员  
Calibrated by

张明远

核验员  
Checked by

刘鹏

**Appendix E. Dipole Calibration Data**

**Calibration Laboratory of  
Schmid & Partner  
Engineering AG**  
Zeughausstrasse 43, 8004 Zurich, Switzerland



**S** Schweizerischer Kalibrierdienst  
**S** Service suisse d'étalonnage  
**C** Servizio svizzero di taratura  
**S** Swiss Calibration Service

Accredited by the Swiss Accreditation Service (SAS)  
The Swiss Accreditation Service is one of the signatories to the EA  
Multilateral Agreement for the recognition of calibration certificates

Accreditation No.: **SCS 108**

Client **Quietek (Auden)**

Certificate No: **D900V2-1d096\_Mar10**

| CALIBRATION CERTIFICATE                                                                                                                                                                                                                                                                                                                                                                                                                                                                                                                                                                                                                                                                                                                                                                                                                                                                                                                                                                                                                                                                                                                                                                                                                                                                                                                                                                                                                                                                                                                                                                                                                                                                                                                                                                                                                                                                                                                                                                                                         |                                                                  |                                   |                        |                   |      |                            |                       |                      |            |                           |        |                       |            |                           |        |                            |                |                           |        |                             |                    |                           |        |                        |          |                                |        |      |         |                                |        |                     |      |                       |                 |                       |            |                                   |                        |                         |        |                                  |                        |                           |                  |                                   |                        |
|---------------------------------------------------------------------------------------------------------------------------------------------------------------------------------------------------------------------------------------------------------------------------------------------------------------------------------------------------------------------------------------------------------------------------------------------------------------------------------------------------------------------------------------------------------------------------------------------------------------------------------------------------------------------------------------------------------------------------------------------------------------------------------------------------------------------------------------------------------------------------------------------------------------------------------------------------------------------------------------------------------------------------------------------------------------------------------------------------------------------------------------------------------------------------------------------------------------------------------------------------------------------------------------------------------------------------------------------------------------------------------------------------------------------------------------------------------------------------------------------------------------------------------------------------------------------------------------------------------------------------------------------------------------------------------------------------------------------------------------------------------------------------------------------------------------------------------------------------------------------------------------------------------------------------------------------------------------------------------------------------------------------------------|------------------------------------------------------------------|-----------------------------------|------------------------|-------------------|------|----------------------------|-----------------------|----------------------|------------|---------------------------|--------|-----------------------|------------|---------------------------|--------|----------------------------|----------------|---------------------------|--------|-----------------------------|--------------------|---------------------------|--------|------------------------|----------|--------------------------------|--------|------|---------|--------------------------------|--------|---------------------|------|-----------------------|-----------------|-----------------------|------------|-----------------------------------|------------------------|-------------------------|--------|----------------------------------|------------------------|---------------------------|------------------|-----------------------------------|------------------------|
| Object                                                                                                                                                                                                                                                                                                                                                                                                                                                                                                                                                                                                                                                                                                                                                                                                                                                                                                                                                                                                                                                                                                                                                                                                                                                                                                                                                                                                                                                                                                                                                                                                                                                                                                                                                                                                                                                                                                                                                                                                                          | D900V2 - SN: 1d096                                               |                                   |                        |                   |      |                            |                       |                      |            |                           |        |                       |            |                           |        |                            |                |                           |        |                             |                    |                           |        |                        |          |                                |        |      |         |                                |        |                     |      |                       |                 |                       |            |                                   |                        |                         |        |                                  |                        |                           |                  |                                   |                        |
| Calibration procedure(s)                                                                                                                                                                                                                                                                                                                                                                                                                                                                                                                                                                                                                                                                                                                                                                                                                                                                                                                                                                                                                                                                                                                                                                                                                                                                                                                                                                                                                                                                                                                                                                                                                                                                                                                                                                                                                                                                                                                                                                                                        | QA CAL-05.v7<br>Calibration procedure for dipole validation kits |                                   |                        |                   |      |                            |                       |                      |            |                           |        |                       |            |                           |        |                            |                |                           |        |                             |                    |                           |        |                        |          |                                |        |      |         |                                |        |                     |      |                       |                 |                       |            |                                   |                        |                         |        |                                  |                        |                           |                  |                                   |                        |
| Calibration date:                                                                                                                                                                                                                                                                                                                                                                                                                                                                                                                                                                                                                                                                                                                                                                                                                                                                                                                                                                                                                                                                                                                                                                                                                                                                                                                                                                                                                                                                                                                                                                                                                                                                                                                                                                                                                                                                                                                                                                                                               | March 15, 2010                                                   |                                   |                        |                   |      |                            |                       |                      |            |                           |        |                       |            |                           |        |                            |                |                           |        |                             |                    |                           |        |                        |          |                                |        |      |         |                                |        |                     |      |                       |                 |                       |            |                                   |                        |                         |        |                                  |                        |                           |                  |                                   |                        |
| <p>This calibration certificate documents the traceability to national standards, which realize the physical units of measurements (SI).<br/>The measurements and the uncertainties with confidence probability are given on the following pages and are part of the certificate.</p> <p>All calibrations have been conducted in the closed laboratory facility: environment temperature (22 ± 3)°C and humidity &lt; 70%.</p> <p>Calibration Equipment used (M&amp;TE critical for calibration)</p> <table border="1"> <thead> <tr> <th>Primary Standards</th> <th>ID #</th> <th>Cal Date (Certificate No.)</th> <th>Scheduled Calibration</th> </tr> </thead> <tbody> <tr> <td>Power meter EPM-442A</td> <td>GB37480704</td> <td>06-Oct-09 (No. 217-01086)</td> <td>Oct-10</td> </tr> <tr> <td>Power sensor HP B481A</td> <td>US37292783</td> <td>06-Oct-09 (No. 217-01086)</td> <td>Oct-10</td> </tr> <tr> <td>Reference 20 dB Attenuator</td> <td>SN: 5086 (20g)</td> <td>31-Mar-09 (No. 217-01025)</td> <td>Mar-10</td> </tr> <tr> <td>Type-N mismatch combination</td> <td>SN: 5047.2 / 06327</td> <td>31-Mar-09 (No. 217-01029)</td> <td>Mar-10</td> </tr> <tr> <td>Reference Probe ES3DV3</td> <td>SN: 3205</td> <td>26-Jun-09 (No. ES3-3205_Jun09)</td> <td>Jun-10</td> </tr> <tr> <td>DAE4</td> <td>SN: 601</td> <td>02-Mar-10 (No. DAE4-601_Mar10)</td> <td>Mar-11</td> </tr> </tbody> </table><br><table border="1"> <thead> <tr> <th>Secondary Standards</th> <th>ID #</th> <th>Check Date (in house)</th> <th>Scheduled Check</th> </tr> </thead> <tbody> <tr> <td>Power sensor HP B481A</td> <td>MY41092317</td> <td>18-Oct-02 (in house check Oct-09)</td> <td>In house check: Oct-11</td> </tr> <tr> <td>RF generator R&amp;S SMT-06</td> <td>100005</td> <td>4-Aug-99 (in house check Oct-09)</td> <td>In house check: Oct-11</td> </tr> <tr> <td>Network Analyzer HP 8753E</td> <td>US37390585 S4206</td> <td>18-Oct-01 (in house check Oct-09)</td> <td>In house check: Oct-10</td> </tr> </tbody> </table> |                                                                  |                                   |                        | Primary Standards | ID # | Cal Date (Certificate No.) | Scheduled Calibration | Power meter EPM-442A | GB37480704 | 06-Oct-09 (No. 217-01086) | Oct-10 | Power sensor HP B481A | US37292783 | 06-Oct-09 (No. 217-01086) | Oct-10 | Reference 20 dB Attenuator | SN: 5086 (20g) | 31-Mar-09 (No. 217-01025) | Mar-10 | Type-N mismatch combination | SN: 5047.2 / 06327 | 31-Mar-09 (No. 217-01029) | Mar-10 | Reference Probe ES3DV3 | SN: 3205 | 26-Jun-09 (No. ES3-3205_Jun09) | Jun-10 | DAE4 | SN: 601 | 02-Mar-10 (No. DAE4-601_Mar10) | Mar-11 | Secondary Standards | ID # | Check Date (in house) | Scheduled Check | Power sensor HP B481A | MY41092317 | 18-Oct-02 (in house check Oct-09) | In house check: Oct-11 | RF generator R&S SMT-06 | 100005 | 4-Aug-99 (in house check Oct-09) | In house check: Oct-11 | Network Analyzer HP 8753E | US37390585 S4206 | 18-Oct-01 (in house check Oct-09) | In house check: Oct-10 |
| Primary Standards                                                                                                                                                                                                                                                                                                                                                                                                                                                                                                                                                                                                                                                                                                                                                                                                                                                                                                                                                                                                                                                                                                                                                                                                                                                                                                                                                                                                                                                                                                                                                                                                                                                                                                                                                                                                                                                                                                                                                                                                               | ID #                                                             | Cal Date (Certificate No.)        | Scheduled Calibration  |                   |      |                            |                       |                      |            |                           |        |                       |            |                           |        |                            |                |                           |        |                             |                    |                           |        |                        |          |                                |        |      |         |                                |        |                     |      |                       |                 |                       |            |                                   |                        |                         |        |                                  |                        |                           |                  |                                   |                        |
| Power meter EPM-442A                                                                                                                                                                                                                                                                                                                                                                                                                                                                                                                                                                                                                                                                                                                                                                                                                                                                                                                                                                                                                                                                                                                                                                                                                                                                                                                                                                                                                                                                                                                                                                                                                                                                                                                                                                                                                                                                                                                                                                                                            | GB37480704                                                       | 06-Oct-09 (No. 217-01086)         | Oct-10                 |                   |      |                            |                       |                      |            |                           |        |                       |            |                           |        |                            |                |                           |        |                             |                    |                           |        |                        |          |                                |        |      |         |                                |        |                     |      |                       |                 |                       |            |                                   |                        |                         |        |                                  |                        |                           |                  |                                   |                        |
| Power sensor HP B481A                                                                                                                                                                                                                                                                                                                                                                                                                                                                                                                                                                                                                                                                                                                                                                                                                                                                                                                                                                                                                                                                                                                                                                                                                                                                                                                                                                                                                                                                                                                                                                                                                                                                                                                                                                                                                                                                                                                                                                                                           | US37292783                                                       | 06-Oct-09 (No. 217-01086)         | Oct-10                 |                   |      |                            |                       |                      |            |                           |        |                       |            |                           |        |                            |                |                           |        |                             |                    |                           |        |                        |          |                                |        |      |         |                                |        |                     |      |                       |                 |                       |            |                                   |                        |                         |        |                                  |                        |                           |                  |                                   |                        |
| Reference 20 dB Attenuator                                                                                                                                                                                                                                                                                                                                                                                                                                                                                                                                                                                                                                                                                                                                                                                                                                                                                                                                                                                                                                                                                                                                                                                                                                                                                                                                                                                                                                                                                                                                                                                                                                                                                                                                                                                                                                                                                                                                                                                                      | SN: 5086 (20g)                                                   | 31-Mar-09 (No. 217-01025)         | Mar-10                 |                   |      |                            |                       |                      |            |                           |        |                       |            |                           |        |                            |                |                           |        |                             |                    |                           |        |                        |          |                                |        |      |         |                                |        |                     |      |                       |                 |                       |            |                                   |                        |                         |        |                                  |                        |                           |                  |                                   |                        |
| Type-N mismatch combination                                                                                                                                                                                                                                                                                                                                                                                                                                                                                                                                                                                                                                                                                                                                                                                                                                                                                                                                                                                                                                                                                                                                                                                                                                                                                                                                                                                                                                                                                                                                                                                                                                                                                                                                                                                                                                                                                                                                                                                                     | SN: 5047.2 / 06327                                               | 31-Mar-09 (No. 217-01029)         | Mar-10                 |                   |      |                            |                       |                      |            |                           |        |                       |            |                           |        |                            |                |                           |        |                             |                    |                           |        |                        |          |                                |        |      |         |                                |        |                     |      |                       |                 |                       |            |                                   |                        |                         |        |                                  |                        |                           |                  |                                   |                        |
| Reference Probe ES3DV3                                                                                                                                                                                                                                                                                                                                                                                                                                                                                                                                                                                                                                                                                                                                                                                                                                                                                                                                                                                                                                                                                                                                                                                                                                                                                                                                                                                                                                                                                                                                                                                                                                                                                                                                                                                                                                                                                                                                                                                                          | SN: 3205                                                         | 26-Jun-09 (No. ES3-3205_Jun09)    | Jun-10                 |                   |      |                            |                       |                      |            |                           |        |                       |            |                           |        |                            |                |                           |        |                             |                    |                           |        |                        |          |                                |        |      |         |                                |        |                     |      |                       |                 |                       |            |                                   |                        |                         |        |                                  |                        |                           |                  |                                   |                        |
| DAE4                                                                                                                                                                                                                                                                                                                                                                                                                                                                                                                                                                                                                                                                                                                                                                                                                                                                                                                                                                                                                                                                                                                                                                                                                                                                                                                                                                                                                                                                                                                                                                                                                                                                                                                                                                                                                                                                                                                                                                                                                            | SN: 601                                                          | 02-Mar-10 (No. DAE4-601_Mar10)    | Mar-11                 |                   |      |                            |                       |                      |            |                           |        |                       |            |                           |        |                            |                |                           |        |                             |                    |                           |        |                        |          |                                |        |      |         |                                |        |                     |      |                       |                 |                       |            |                                   |                        |                         |        |                                  |                        |                           |                  |                                   |                        |
| Secondary Standards                                                                                                                                                                                                                                                                                                                                                                                                                                                                                                                                                                                                                                                                                                                                                                                                                                                                                                                                                                                                                                                                                                                                                                                                                                                                                                                                                                                                                                                                                                                                                                                                                                                                                                                                                                                                                                                                                                                                                                                                             | ID #                                                             | Check Date (in house)             | Scheduled Check        |                   |      |                            |                       |                      |            |                           |        |                       |            |                           |        |                            |                |                           |        |                             |                    |                           |        |                        |          |                                |        |      |         |                                |        |                     |      |                       |                 |                       |            |                                   |                        |                         |        |                                  |                        |                           |                  |                                   |                        |
| Power sensor HP B481A                                                                                                                                                                                                                                                                                                                                                                                                                                                                                                                                                                                                                                                                                                                                                                                                                                                                                                                                                                                                                                                                                                                                                                                                                                                                                                                                                                                                                                                                                                                                                                                                                                                                                                                                                                                                                                                                                                                                                                                                           | MY41092317                                                       | 18-Oct-02 (in house check Oct-09) | In house check: Oct-11 |                   |      |                            |                       |                      |            |                           |        |                       |            |                           |        |                            |                |                           |        |                             |                    |                           |        |                        |          |                                |        |      |         |                                |        |                     |      |                       |                 |                       |            |                                   |                        |                         |        |                                  |                        |                           |                  |                                   |                        |
| RF generator R&S SMT-06                                                                                                                                                                                                                                                                                                                                                                                                                                                                                                                                                                                                                                                                                                                                                                                                                                                                                                                                                                                                                                                                                                                                                                                                                                                                                                                                                                                                                                                                                                                                                                                                                                                                                                                                                                                                                                                                                                                                                                                                         | 100005                                                           | 4-Aug-99 (in house check Oct-09)  | In house check: Oct-11 |                   |      |                            |                       |                      |            |                           |        |                       |            |                           |        |                            |                |                           |        |                             |                    |                           |        |                        |          |                                |        |      |         |                                |        |                     |      |                       |                 |                       |            |                                   |                        |                         |        |                                  |                        |                           |                  |                                   |                        |
| Network Analyzer HP 8753E                                                                                                                                                                                                                                                                                                                                                                                                                                                                                                                                                                                                                                                                                                                                                                                                                                                                                                                                                                                                                                                                                                                                                                                                                                                                                                                                                                                                                                                                                                                                                                                                                                                                                                                                                                                                                                                                                                                                                                                                       | US37390585 S4206                                                 | 18-Oct-01 (in house check Oct-09) | In house check: Oct-10 |                   |      |                            |                       |                      |            |                           |        |                       |            |                           |        |                            |                |                           |        |                             |                    |                           |        |                        |          |                                |        |      |         |                                |        |                     |      |                       |                 |                       |            |                                   |                        |                         |        |                                  |                        |                           |                  |                                   |                        |
| Calibrated by:                                                                                                                                                                                                                                                                                                                                                                                                                                                                                                                                                                                                                                                                                                                                                                                                                                                                                                                                                                                                                                                                                                                                                                                                                                                                                                                                                                                                                                                                                                                                                                                                                                                                                                                                                                                                                                                                                                                                                                                                                  | Name<br>Dirce Iliev                                              | Function<br>Laboratory Technician | Signature<br>          |                   |      |                            |                       |                      |            |                           |        |                       |            |                           |        |                            |                |                           |        |                             |                    |                           |        |                        |          |                                |        |      |         |                                |        |                     |      |                       |                 |                       |            |                                   |                        |                         |        |                                  |                        |                           |                  |                                   |                        |
| Approved by:                                                                                                                                                                                                                                                                                                                                                                                                                                                                                                                                                                                                                                                                                                                                                                                                                                                                                                                                                                                                                                                                                                                                                                                                                                                                                                                                                                                                                                                                                                                                                                                                                                                                                                                                                                                                                                                                                                                                                                                                                    | Katja Pokovic                                                    | Technical Manager                 |                        |                   |      |                            |                       |                      |            |                           |        |                       |            |                           |        |                            |                |                           |        |                             |                    |                           |        |                        |          |                                |        |      |         |                                |        |                     |      |                       |                 |                       |            |                                   |                        |                         |        |                                  |                        |                           |                  |                                   |                        |
| Issued: March 15, 2010                                                                                                                                                                                                                                                                                                                                                                                                                                                                                                                                                                                                                                                                                                                                                                                                                                                                                                                                                                                                                                                                                                                                                                                                                                                                                                                                                                                                                                                                                                                                                                                                                                                                                                                                                                                                                                                                                                                                                                                                          |                                                                  |                                   |                        |                   |      |                            |                       |                      |            |                           |        |                       |            |                           |        |                            |                |                           |        |                             |                    |                           |        |                        |          |                                |        |      |         |                                |        |                     |      |                       |                 |                       |            |                                   |                        |                         |        |                                  |                        |                           |                  |                                   |                        |
| This calibration certificate shall not be reproduced except in full without written approval of the laboratory.                                                                                                                                                                                                                                                                                                                                                                                                                                                                                                                                                                                                                                                                                                                                                                                                                                                                                                                                                                                                                                                                                                                                                                                                                                                                                                                                                                                                                                                                                                                                                                                                                                                                                                                                                                                                                                                                                                                 |                                                                  |                                   |                        |                   |      |                            |                       |                      |            |                           |        |                       |            |                           |        |                            |                |                           |        |                             |                    |                           |        |                        |          |                                |        |      |         |                                |        |                     |      |                       |                 |                       |            |                                   |                        |                         |        |                                  |                        |                           |                  |                                   |                        |

**Calibration Laboratory of**  
 Schmid & Partner  
 Engineering AG  
 Zeughausstrasse 43, 8004 Zurich, Switzerland



**S** Schweizerischer Kalibrierdienst  
**S** Service suisse d'étalonnage  
**S** Servizio svizzero di taratura  
**S** Swiss Calibration Service

Accredited by the Swiss Accreditation Service (SAS)  
 The Swiss Accreditation Service is one of the signatories to the EA  
 Multilateral Agreement for the recognition of calibration certificates

Accreditation No.: **SCS 108**

**Glossary:**

TSL                      tissue simulating liquid  
 ConvF                  sensitivity in TSL / NORM x,y,z  
 N/A                      not applicable or not measured

**Calibration is Performed According to the Following Standards:**

- a) IEEE Std 1528-2003, "IEEE Recommended Practice for Determining the Peak Spatial-Averaged Specific Absorption Rate (SAR) in the Human Head from Wireless Communications Devices: Measurement Techniques", December 2003
- b) IEC 62209-1, "Procedure to measure the Specific Absorption Rate (SAR) for hand-held devices used in close proximity to the ear (frequency range of 300 MHz to 3 GHz)", February 2005
- c) Federal Communications Commission Office of Engineering & Technology (FCC OET), "Evaluating Compliance with FCC Guidelines for Human Exposure to Radiofrequency Electromagnetic Fields; Additional Information for Evaluating Compliance of Mobile and Portable Devices with FCC Limits for Human Exposure to Radiofrequency Emissions", Supplement C (Edition 01-01) to Bulletin 65

**Additional Documentation:**

- d) DASY4/5 System Handbook

**Methods Applied and Interpretation of Parameters:**

- *Measurement Conditions:* Further details are available from the Validation Report at the end of the certificate. All figures stated in the certificate are valid at the frequency indicated.
- *Antenna Parameters with TSL:* The dipole is mounted with the spacer to position its feed point exactly below the center marking of the flat phantom section, with the arms oriented parallel to the body axis.
- *Feed Point Impedance and Return Loss:* These parameters are measured with the dipole positioned under the liquid filled phantom. The impedance stated is transformed from the measurement at the SMA connector to the feed point. The Return Loss ensures low reflected power. No uncertainty required.
- *Electrical Delay:* One-way delay between the SMA connector and the antenna feed point. No uncertainty required.
- *SAR measured:* SAR measured at the stated antenna input power.
- *SAR normalized:* SAR as measured, normalized to an input power of 1 W at the antenna connector.
- *SAR for nominal TSL parameters:* The measured TSL parameters are used to calculate the nominal SAR result.

**Measurement Conditions**

DASY system configuration, as far as not given on page 1.

|                              |                           |             |
|------------------------------|---------------------------|-------------|
| DASY Version                 | DASY5                     | V5.2        |
| Extrapolation                | Advanced Extrapolation    |             |
| Phantom                      | Modular Flat Phantom V4.9 |             |
| Distance Dipole Center - TSL | 15 mm                     | with Spacer |
| Zoom Scan Resolution         | dx, dy, dz = 5 mm         |             |
| Frequency                    | 900 MHz ± 1 MHz           |             |

**Head TSL parameters**

The following parameters and calculations were applied.

|                                  | Temperature     | Permittivity | Conductivity     |
|----------------------------------|-----------------|--------------|------------------|
| Nominal Head TSL parameters      | 22.2 °C         | 41.5         | 0.97 mho/m       |
| Measured Head TSL parameters     | (22.0 ± 0.2) °C | 42.2 ± 6 %   | 0.97 mho/m ± 6 % |
| Head TSL temperature during test | (21.5 ± 0.2) °C | ----         | ----             |

**SAR result with Head TSL**

| SAR averaged over 1 cm <sup>3</sup> (1 g) of Head TSL | Condition          |                           |
|-------------------------------------------------------|--------------------|---------------------------|
| SAR measured                                          | 250 mW input power | 2.79 mW / g               |
| SAR normalized                                        | normalized to 1W   | 11.2 mW / g               |
| SAR for nominal Head TSL parameters                   | normalized to 1W   | 11.2 mW /g ± 17.0 % (k=2) |

| SAR averaged over 10 cm <sup>3</sup> (10 g) of Head TSL | condition          |                           |
|---------------------------------------------------------|--------------------|---------------------------|
| SAR measured                                            | 250 mW input power | 1.79 mW / g               |
| SAR normalized                                          | normalized to 1W   | 7.16 mW / g               |
| SAR for nominal Head TSL parameters                     | normalized to 1W   | 7.17 mW /g ± 16.5 % (k=2) |



**Body TSL parameters**

The following parameters and calculations were applied.

|                                  | Temperature     | Permittivity | Conductivity     |
|----------------------------------|-----------------|--------------|------------------|
| Nominal Body TSL parameters      | 22.0 °C         | 55.0         | 1.05 mho/m       |
| Measured Body TSL parameters     | (22.0 ± 0.2) °C | 54.7 ± 6 %   | 1.07 mho/m ± 6 % |
| Body TSL temperature during test | (21.2 ± 0.2) °C | ----         | ----             |

**SAR result with Body TSL**

| SAR averaged over 1 cm <sup>3</sup> (1 g) of Body TSL | Condition          |                                   |
|-------------------------------------------------------|--------------------|-----------------------------------|
| SAR measured                                          | 250 mW input power | 2.87 mW / g                       |
| SAR normalized                                        | normalized to 1W   | 11.5 mW / g                       |
| SAR for nominal Body TSL parameters                   | normalized to 1W   | <b>11.3 mW / g ± 17.0 % (k=2)</b> |

| SAR averaged over 10 cm <sup>3</sup> (10 g) of Body TSL | condition          |                                   |
|---------------------------------------------------------|--------------------|-----------------------------------|
| SAR measured                                            | 250 mW input power | 1.85 mW / g                       |
| SAR normalized                                          | normalized to 1W   | 7.40 mW / g                       |
| SAR for nominal Body TSL parameters                     | normalized to 1W   | <b>7.32 mW / g ± 16.5 % (k=2)</b> |

**Appendix**

**Antenna Parameters with Head TSL**

|                                      |                                |
|--------------------------------------|--------------------------------|
| Impedance, transformed to feed point | 49.9 $\Omega$ - 7.1 j $\Omega$ |
| Return Loss                          | - 23.0 dB                      |

**Antenna Parameters with Body TSL**

|                                      |                                |
|--------------------------------------|--------------------------------|
| Impedance, transformed to feed point | 46.6 $\Omega$ - 8.3 j $\Omega$ |
| Return Loss                          | - 20.7 dB                      |

**General Antenna Parameters and Design**

|                                  |          |
|----------------------------------|----------|
| Electrical Delay (one direction) | 1.412 ns |
|----------------------------------|----------|

After long term use with 100W radiated power, only a slight warming of the dipole near the feedpoint can be measured.

The dipole is made of standard semirigid coaxial cable. The center conductor of the feeding line is directly connected to the second arm of the dipole. The antenna is therefore short-circuited for DC-signals.

No excessive force must be applied to the dipole arms, because they might bend or the soldered connections near the feedpoint may be damaged.

**Additional EUT Data**

|                 |                    |
|-----------------|--------------------|
| Manufactured by | SPEAG              |
| Manufactured on | September 22, 2009 |

**DASY5 Validation Report for Head TSL**

Date/Time: 08.03.2010 12:22:47

Test Laboratory: SPEAG, Zurich, Switzerland

**DUT: Dipole 900 MHz; Type: D900V2; Serial: D900V2 - SN:1d096**

Communication System: CW; Frequency: 900 MHz; Duty Cycle: 1:1  
 Medium: HSL900

Medium parameters used:  $f = 900 \text{ MHz}$ ;  $\sigma = 0.97 \text{ mho/m}$ ;  $\epsilon_r = 42$ ;  $\rho = 1000 \text{ kg/m}^3$

Phantom section: Flat Section

Measurement Standard: DASY5 (IEEE/IEC/ANSI C63.19-2007)

DASY5 Configuration:

- Probe: ES3DV3 - SN3205; ConvF(5.88, 5.88, 5.88); Calibrated: 26.06.2009
- Sensor-Surface: 3mm (Mechanical Surface Detection)
- Electronics: DAE4 Sn601; Calibrated: 02.03.2010
- Phantom: Flat Phantom 4.9L; Type: QD000P49AA; Serial: 1001
- Measurement SW: DASY5, V5.2 Build 157; SEMCAD X Version 14.0 Build 57

**Pin=250 mW /d=15mm, dist=3.0mm (ES-Probe) /Zoom Scan (7x7x7) /Cube 0:** Measurement

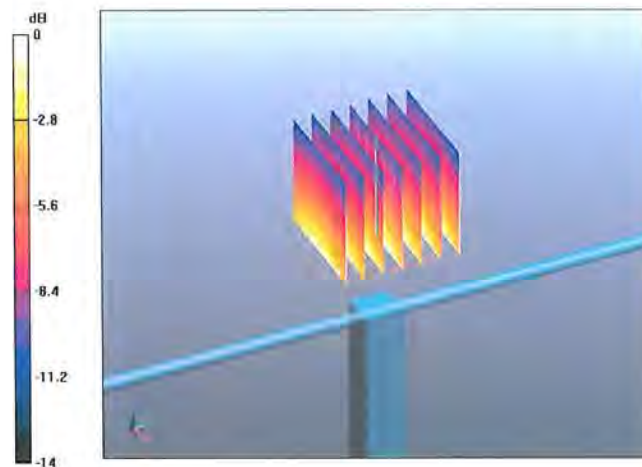
grid: dx=5mm, dy=5mm, dz=5mm

Reference Value = 59.9 V/m; Power Drift = 0.00782 dB

Peak SAR (extrapolated) = 4.22 W/kg

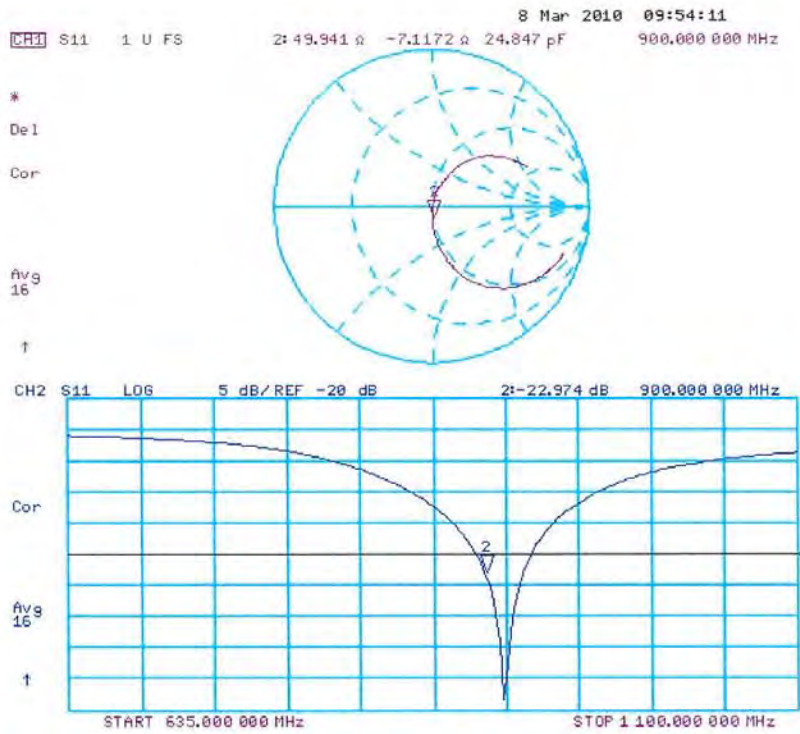
**SAR(1 g) = 2.79 mW/g; SAR(10 g) = 1.79 mW/g**

Maximum value of SAR (measured) = 3.28 mW/g



0 dB = 3.28mW/g

Impedance Measurement Plot for Head TSL



**DASY5 Validation Report for Body**

Date/Time: 15.03.2010 13:00:55

Test Laboratory: SPEAG, Zurich, Switzerland

**DUT: Dipole 900 MHz; Type: D900V2; Serial: D900V2 - SN:1d096**

Communication System: CW; Frequency: 900 MHz; Duty Cycle: 1:1  
 Medium: MSL900

Medium parameters used:  $f = 900 \text{ MHz}$ ;  $\sigma = 1.07 \text{ mho/m}$ ;  $\epsilon_r = 54.7$ ;  $\rho = 1000 \text{ kg/m}^3$

Phantom section: Flat Section

Measurement Standard: DASY5 (IEEE/IEC/ANSI C63.19-2007)

**DASY5 Configuration:**

- Probe: ES3DV3 - SN3205; ConvF(5.81, 5.81, 5.81); Calibrated: 26.06.2009
- Sensor-Surface: 3mm (Mechanical Surface Detection)
- Electronics: DAE4 Sn601; Calibrated: 02.03.2010
- Phantom: Flat Phantom 4.9L; Type: QD000P49AA; Serial: 1001
- Measurement SW: DASY5, V5.2 Build 157; SEMCAD X Version 14.0 Build 57

**Pin250 mW /d=15mm, dist=3.0mm (ES-Probe) /Zoom Scan (7x7x7) /Cube 0:** Measurement


grid: dx=5mm, dy=5mm, dz=5mm

Reference Value = 57.9 V/m; Power Drift = 0.00386 dB

Peak SAR (extrapolated) = 4.26 W/kg

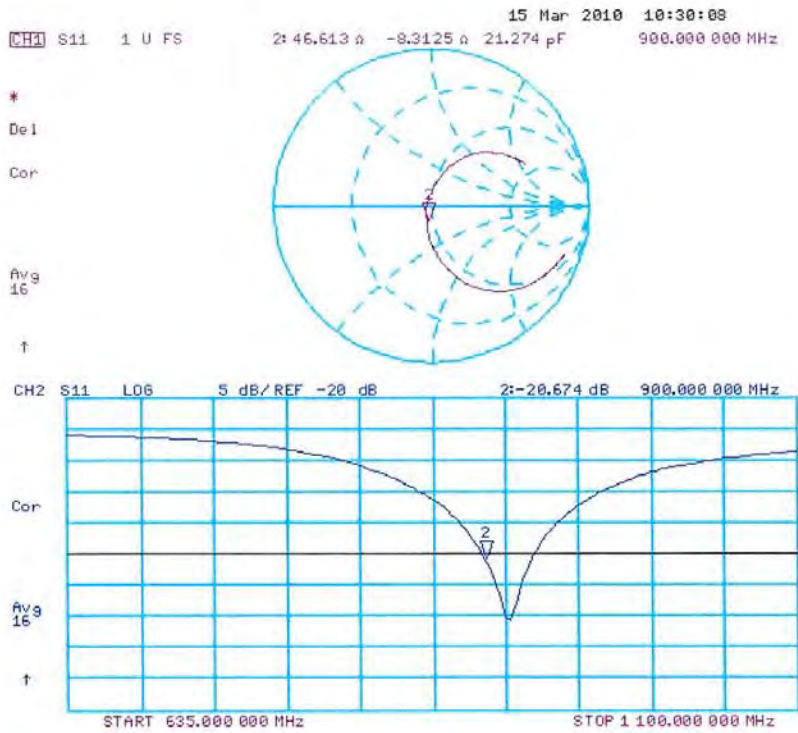
**SAR(1 g) = 2.87 mW/g; SAR(10 g) = 1.85 mW/g**

Maximum value of SAR (measured) = 3.37 mW/g



0 dB = 3.37mW/g

Impedance Measurement Plot for Body TSL



**Calibration Laboratory of  
Schmid & Partner  
Engineering AG**  
Zeughausstrasse 43, 8004 Zurich, Switzerland



**S** Schweizerischer Kalibrierdienst  
**C** Service suisse d'étalonnage  
**S** Servizio svizzero di taratura  
**S** Swiss Calibration Service

Accredited by the Swiss Accreditation Service (SAS)  
The Swiss Accreditation Service is one of the signatories to the EA  
Multilateral Agreement for the recognition of calibration certificates

Accreditation No.: **SCS 108**

Client **Quietek (Auden)**

Certificate No: **D1800V2\_2d179\_Mar10**

| CALIBRATION CERTIFICATE                                                                                                                                                                                                                                                                                                                                                                                                                                                                                                                                                                                                                                                                                                                                                                                                                                                                                                                                                                                                                                                                                                                                                                                                                                                                                                                                                                                                                                                                                                                                                                                                                                                                                                                                                                                                                                                                                                                                                                                                         |                                                                  |                                   |                        |                   |      |                            |                       |                      |            |                           |        |                       |            |                           |        |                            |                |                           |        |                             |                    |                           |        |                        |          |                                |        |      |         |                                |        |                     |      |                       |                 |                       |            |                                   |                        |                         |        |                                  |                        |                           |                  |                                   |                        |
|---------------------------------------------------------------------------------------------------------------------------------------------------------------------------------------------------------------------------------------------------------------------------------------------------------------------------------------------------------------------------------------------------------------------------------------------------------------------------------------------------------------------------------------------------------------------------------------------------------------------------------------------------------------------------------------------------------------------------------------------------------------------------------------------------------------------------------------------------------------------------------------------------------------------------------------------------------------------------------------------------------------------------------------------------------------------------------------------------------------------------------------------------------------------------------------------------------------------------------------------------------------------------------------------------------------------------------------------------------------------------------------------------------------------------------------------------------------------------------------------------------------------------------------------------------------------------------------------------------------------------------------------------------------------------------------------------------------------------------------------------------------------------------------------------------------------------------------------------------------------------------------------------------------------------------------------------------------------------------------------------------------------------------|------------------------------------------------------------------|-----------------------------------|------------------------|-------------------|------|----------------------------|-----------------------|----------------------|------------|---------------------------|--------|-----------------------|------------|---------------------------|--------|----------------------------|----------------|---------------------------|--------|-----------------------------|--------------------|---------------------------|--------|------------------------|----------|--------------------------------|--------|------|---------|--------------------------------|--------|---------------------|------|-----------------------|-----------------|-----------------------|------------|-----------------------------------|------------------------|-------------------------|--------|----------------------------------|------------------------|---------------------------|------------------|-----------------------------------|------------------------|
| Object                                                                                                                                                                                                                                                                                                                                                                                                                                                                                                                                                                                                                                                                                                                                                                                                                                                                                                                                                                                                                                                                                                                                                                                                                                                                                                                                                                                                                                                                                                                                                                                                                                                                                                                                                                                                                                                                                                                                                                                                                          | D1800V2 - SN: 2d179                                              |                                   |                        |                   |      |                            |                       |                      |            |                           |        |                       |            |                           |        |                            |                |                           |        |                             |                    |                           |        |                        |          |                                |        |      |         |                                |        |                     |      |                       |                 |                       |            |                                   |                        |                         |        |                                  |                        |                           |                  |                                   |                        |
| Calibration procedure(s)                                                                                                                                                                                                                                                                                                                                                                                                                                                                                                                                                                                                                                                                                                                                                                                                                                                                                                                                                                                                                                                                                                                                                                                                                                                                                                                                                                                                                                                                                                                                                                                                                                                                                                                                                                                                                                                                                                                                                                                                        | QA CAL-05.v7<br>Calibration procedure for dipole validation kits |                                   |                        |                   |      |                            |                       |                      |            |                           |        |                       |            |                           |        |                            |                |                           |        |                             |                    |                           |        |                        |          |                                |        |      |         |                                |        |                     |      |                       |                 |                       |            |                                   |                        |                         |        |                                  |                        |                           |                  |                                   |                        |
| Calibration date:                                                                                                                                                                                                                                                                                                                                                                                                                                                                                                                                                                                                                                                                                                                                                                                                                                                                                                                                                                                                                                                                                                                                                                                                                                                                                                                                                                                                                                                                                                                                                                                                                                                                                                                                                                                                                                                                                                                                                                                                               | March 09, 2010                                                   |                                   |                        |                   |      |                            |                       |                      |            |                           |        |                       |            |                           |        |                            |                |                           |        |                             |                    |                           |        |                        |          |                                |        |      |         |                                |        |                     |      |                       |                 |                       |            |                                   |                        |                         |        |                                  |                        |                           |                  |                                   |                        |
| <p>This calibration certificate documents the traceability to national standards, which realize the physical units of measurements (SI).<br/>The measurements and the uncertainties with confidence probability are given on the following pages and are part of the certificate.</p> <p>All calibrations have been conducted in the closed laboratory facility; environment temperature (22 ± 3)°C and humidity &lt; 70%.</p> <p>Calibration Equipment used (M&amp;TE critical for calibration)</p> <table border="1"> <thead> <tr> <th>Primary Standards</th> <th>ID #</th> <th>Cal Date (Certificate No.)</th> <th>Scheduled Calibration</th> </tr> </thead> <tbody> <tr> <td>Power meter EPM-442A</td> <td>GB37480704</td> <td>06-Oct-09 (No. 217-01086)</td> <td>Oct-10</td> </tr> <tr> <td>Power sensor HP 8481A</td> <td>US37292783</td> <td>06-Oct-09 (No. 217-01086)</td> <td>Oct-10</td> </tr> <tr> <td>Reference 20 dB Attenuator</td> <td>SN: 5086 (20g)</td> <td>31-Mar-09 (No. 217-01025)</td> <td>Mar-10</td> </tr> <tr> <td>Type-N mismatch combination</td> <td>SN: 5047.2 / 06327</td> <td>31-Mar-09 (No. 217-01029)</td> <td>Mar-10</td> </tr> <tr> <td>Reference Probe ES3DV3</td> <td>SN: 3205</td> <td>26-Jun-09 (No. ES3-3205_Jun09)</td> <td>Jun-10</td> </tr> <tr> <td>DAE4</td> <td>SN: 601</td> <td>02-Mar-10 (No. DAE4-601_Mar10)</td> <td>Mar-11</td> </tr> </tbody> </table><br><table border="1"> <thead> <tr> <th>Secondary Standards</th> <th>ID #</th> <th>Check Date (in house)</th> <th>Scheduled Check</th> </tr> </thead> <tbody> <tr> <td>Power sensor HP 8481A</td> <td>MY41092317</td> <td>18-Oct-02 (in house check Oct-09)</td> <td>In house check: Oct-11</td> </tr> <tr> <td>RF generator R&amp;S SMT-06</td> <td>100005</td> <td>4-Aug-99 (in house check Oct-09)</td> <td>In house check: Oct-11</td> </tr> <tr> <td>Network Analyzer HP 8753E</td> <td>US37390585 S4206</td> <td>18-Oct-01 (in house check Oct-09)</td> <td>In house check: Oct-10</td> </tr> </tbody> </table> |                                                                  |                                   |                        | Primary Standards | ID # | Cal Date (Certificate No.) | Scheduled Calibration | Power meter EPM-442A | GB37480704 | 06-Oct-09 (No. 217-01086) | Oct-10 | Power sensor HP 8481A | US37292783 | 06-Oct-09 (No. 217-01086) | Oct-10 | Reference 20 dB Attenuator | SN: 5086 (20g) | 31-Mar-09 (No. 217-01025) | Mar-10 | Type-N mismatch combination | SN: 5047.2 / 06327 | 31-Mar-09 (No. 217-01029) | Mar-10 | Reference Probe ES3DV3 | SN: 3205 | 26-Jun-09 (No. ES3-3205_Jun09) | Jun-10 | DAE4 | SN: 601 | 02-Mar-10 (No. DAE4-601_Mar10) | Mar-11 | Secondary Standards | ID # | Check Date (in house) | Scheduled Check | Power sensor HP 8481A | MY41092317 | 18-Oct-02 (in house check Oct-09) | In house check: Oct-11 | RF generator R&S SMT-06 | 100005 | 4-Aug-99 (in house check Oct-09) | In house check: Oct-11 | Network Analyzer HP 8753E | US37390585 S4206 | 18-Oct-01 (in house check Oct-09) | In house check: Oct-10 |
| Primary Standards                                                                                                                                                                                                                                                                                                                                                                                                                                                                                                                                                                                                                                                                                                                                                                                                                                                                                                                                                                                                                                                                                                                                                                                                                                                                                                                                                                                                                                                                                                                                                                                                                                                                                                                                                                                                                                                                                                                                                                                                               | ID #                                                             | Cal Date (Certificate No.)        | Scheduled Calibration  |                   |      |                            |                       |                      |            |                           |        |                       |            |                           |        |                            |                |                           |        |                             |                    |                           |        |                        |          |                                |        |      |         |                                |        |                     |      |                       |                 |                       |            |                                   |                        |                         |        |                                  |                        |                           |                  |                                   |                        |
| Power meter EPM-442A                                                                                                                                                                                                                                                                                                                                                                                                                                                                                                                                                                                                                                                                                                                                                                                                                                                                                                                                                                                                                                                                                                                                                                                                                                                                                                                                                                                                                                                                                                                                                                                                                                                                                                                                                                                                                                                                                                                                                                                                            | GB37480704                                                       | 06-Oct-09 (No. 217-01086)         | Oct-10                 |                   |      |                            |                       |                      |            |                           |        |                       |            |                           |        |                            |                |                           |        |                             |                    |                           |        |                        |          |                                |        |      |         |                                |        |                     |      |                       |                 |                       |            |                                   |                        |                         |        |                                  |                        |                           |                  |                                   |                        |
| Power sensor HP 8481A                                                                                                                                                                                                                                                                                                                                                                                                                                                                                                                                                                                                                                                                                                                                                                                                                                                                                                                                                                                                                                                                                                                                                                                                                                                                                                                                                                                                                                                                                                                                                                                                                                                                                                                                                                                                                                                                                                                                                                                                           | US37292783                                                       | 06-Oct-09 (No. 217-01086)         | Oct-10                 |                   |      |                            |                       |                      |            |                           |        |                       |            |                           |        |                            |                |                           |        |                             |                    |                           |        |                        |          |                                |        |      |         |                                |        |                     |      |                       |                 |                       |            |                                   |                        |                         |        |                                  |                        |                           |                  |                                   |                        |
| Reference 20 dB Attenuator                                                                                                                                                                                                                                                                                                                                                                                                                                                                                                                                                                                                                                                                                                                                                                                                                                                                                                                                                                                                                                                                                                                                                                                                                                                                                                                                                                                                                                                                                                                                                                                                                                                                                                                                                                                                                                                                                                                                                                                                      | SN: 5086 (20g)                                                   | 31-Mar-09 (No. 217-01025)         | Mar-10                 |                   |      |                            |                       |                      |            |                           |        |                       |            |                           |        |                            |                |                           |        |                             |                    |                           |        |                        |          |                                |        |      |         |                                |        |                     |      |                       |                 |                       |            |                                   |                        |                         |        |                                  |                        |                           |                  |                                   |                        |
| Type-N mismatch combination                                                                                                                                                                                                                                                                                                                                                                                                                                                                                                                                                                                                                                                                                                                                                                                                                                                                                                                                                                                                                                                                                                                                                                                                                                                                                                                                                                                                                                                                                                                                                                                                                                                                                                                                                                                                                                                                                                                                                                                                     | SN: 5047.2 / 06327                                               | 31-Mar-09 (No. 217-01029)         | Mar-10                 |                   |      |                            |                       |                      |            |                           |        |                       |            |                           |        |                            |                |                           |        |                             |                    |                           |        |                        |          |                                |        |      |         |                                |        |                     |      |                       |                 |                       |            |                                   |                        |                         |        |                                  |                        |                           |                  |                                   |                        |
| Reference Probe ES3DV3                                                                                                                                                                                                                                                                                                                                                                                                                                                                                                                                                                                                                                                                                                                                                                                                                                                                                                                                                                                                                                                                                                                                                                                                                                                                                                                                                                                                                                                                                                                                                                                                                                                                                                                                                                                                                                                                                                                                                                                                          | SN: 3205                                                         | 26-Jun-09 (No. ES3-3205_Jun09)    | Jun-10                 |                   |      |                            |                       |                      |            |                           |        |                       |            |                           |        |                            |                |                           |        |                             |                    |                           |        |                        |          |                                |        |      |         |                                |        |                     |      |                       |                 |                       |            |                                   |                        |                         |        |                                  |                        |                           |                  |                                   |                        |
| DAE4                                                                                                                                                                                                                                                                                                                                                                                                                                                                                                                                                                                                                                                                                                                                                                                                                                                                                                                                                                                                                                                                                                                                                                                                                                                                                                                                                                                                                                                                                                                                                                                                                                                                                                                                                                                                                                                                                                                                                                                                                            | SN: 601                                                          | 02-Mar-10 (No. DAE4-601_Mar10)    | Mar-11                 |                   |      |                            |                       |                      |            |                           |        |                       |            |                           |        |                            |                |                           |        |                             |                    |                           |        |                        |          |                                |        |      |         |                                |        |                     |      |                       |                 |                       |            |                                   |                        |                         |        |                                  |                        |                           |                  |                                   |                        |
| Secondary Standards                                                                                                                                                                                                                                                                                                                                                                                                                                                                                                                                                                                                                                                                                                                                                                                                                                                                                                                                                                                                                                                                                                                                                                                                                                                                                                                                                                                                                                                                                                                                                                                                                                                                                                                                                                                                                                                                                                                                                                                                             | ID #                                                             | Check Date (in house)             | Scheduled Check        |                   |      |                            |                       |                      |            |                           |        |                       |            |                           |        |                            |                |                           |        |                             |                    |                           |        |                        |          |                                |        |      |         |                                |        |                     |      |                       |                 |                       |            |                                   |                        |                         |        |                                  |                        |                           |                  |                                   |                        |
| Power sensor HP 8481A                                                                                                                                                                                                                                                                                                                                                                                                                                                                                                                                                                                                                                                                                                                                                                                                                                                                                                                                                                                                                                                                                                                                                                                                                                                                                                                                                                                                                                                                                                                                                                                                                                                                                                                                                                                                                                                                                                                                                                                                           | MY41092317                                                       | 18-Oct-02 (in house check Oct-09) | In house check: Oct-11 |                   |      |                            |                       |                      |            |                           |        |                       |            |                           |        |                            |                |                           |        |                             |                    |                           |        |                        |          |                                |        |      |         |                                |        |                     |      |                       |                 |                       |            |                                   |                        |                         |        |                                  |                        |                           |                  |                                   |                        |
| RF generator R&S SMT-06                                                                                                                                                                                                                                                                                                                                                                                                                                                                                                                                                                                                                                                                                                                                                                                                                                                                                                                                                                                                                                                                                                                                                                                                                                                                                                                                                                                                                                                                                                                                                                                                                                                                                                                                                                                                                                                                                                                                                                                                         | 100005                                                           | 4-Aug-99 (in house check Oct-09)  | In house check: Oct-11 |                   |      |                            |                       |                      |            |                           |        |                       |            |                           |        |                            |                |                           |        |                             |                    |                           |        |                        |          |                                |        |      |         |                                |        |                     |      |                       |                 |                       |            |                                   |                        |                         |        |                                  |                        |                           |                  |                                   |                        |
| Network Analyzer HP 8753E                                                                                                                                                                                                                                                                                                                                                                                                                                                                                                                                                                                                                                                                                                                                                                                                                                                                                                                                                                                                                                                                                                                                                                                                                                                                                                                                                                                                                                                                                                                                                                                                                                                                                                                                                                                                                                                                                                                                                                                                       | US37390585 S4206                                                 | 18-Oct-01 (in house check Oct-09) | In house check: Oct-10 |                   |      |                            |                       |                      |            |                           |        |                       |            |                           |        |                            |                |                           |        |                             |                    |                           |        |                        |          |                                |        |      |         |                                |        |                     |      |                       |                 |                       |            |                                   |                        |                         |        |                                  |                        |                           |                  |                                   |                        |
| Calibrated by:                                                                                                                                                                                                                                                                                                                                                                                                                                                                                                                                                                                                                                                                                                                                                                                                                                                                                                                                                                                                                                                                                                                                                                                                                                                                                                                                                                                                                                                                                                                                                                                                                                                                                                                                                                                                                                                                                                                                                                                                                  | Name<br>Dimce Iliev                                              | Function<br>Laboratory Technician | Signature<br>          |                   |      |                            |                       |                      |            |                           |        |                       |            |                           |        |                            |                |                           |        |                             |                    |                           |        |                        |          |                                |        |      |         |                                |        |                     |      |                       |                 |                       |            |                                   |                        |                         |        |                                  |                        |                           |                  |                                   |                        |
| Approved by:                                                                                                                                                                                                                                                                                                                                                                                                                                                                                                                                                                                                                                                                                                                                                                                                                                                                                                                                                                                                                                                                                                                                                                                                                                                                                                                                                                                                                                                                                                                                                                                                                                                                                                                                                                                                                                                                                                                                                                                                                    | Katja Pokovic                                                    | Technical Manager                 |                        |                   |      |                            |                       |                      |            |                           |        |                       |            |                           |        |                            |                |                           |        |                             |                    |                           |        |                        |          |                                |        |      |         |                                |        |                     |      |                       |                 |                       |            |                                   |                        |                         |        |                                  |                        |                           |                  |                                   |                        |
|                                                                                                                                                                                                                                                                                                                                                                                                                                                                                                                                                                                                                                                                                                                                                                                                                                                                                                                                                                                                                                                                                                                                                                                                                                                                                                                                                                                                                                                                                                                                                                                                                                                                                                                                                                                                                                                                                                                                                                                                                                 |                                                                  |                                   | Issued: March 10, 2010 |                   |      |                            |                       |                      |            |                           |        |                       |            |                           |        |                            |                |                           |        |                             |                    |                           |        |                        |          |                                |        |      |         |                                |        |                     |      |                       |                 |                       |            |                                   |                        |                         |        |                                  |                        |                           |                  |                                   |                        |
| This calibration certificate shall not be reproduced except in full without written approval of the laboratory.                                                                                                                                                                                                                                                                                                                                                                                                                                                                                                                                                                                                                                                                                                                                                                                                                                                                                                                                                                                                                                                                                                                                                                                                                                                                                                                                                                                                                                                                                                                                                                                                                                                                                                                                                                                                                                                                                                                 |                                                                  |                                   |                        |                   |      |                            |                       |                      |            |                           |        |                       |            |                           |        |                            |                |                           |        |                             |                    |                           |        |                        |          |                                |        |      |         |                                |        |                     |      |                       |                 |                       |            |                                   |                        |                         |        |                                  |                        |                           |                  |                                   |                        |

**Calibration Laboratory of**  
 Schmid & Partner  
 Engineering AG  
 Zeughausstrasse 43, 8004 Zurich, Switzerland



**S** Schweizerischer Kalibrierdienst  
**C** Service suisse d'étalonnage  
**S** Servizio svizzero di taratura  
**S** Swiss Calibration Service

Accredited by the Swiss Accreditation Service (SAS)  
 The Swiss Accreditation Service is one of the signatories to the EA  
 Multilateral Agreement for the recognition of calibration certificates

Accreditation No.: **SCS 108**

**Glossary:**

|       |                                 |
|-------|---------------------------------|
| TSL   | tissue simulating liquid        |
| ConvF | sensitivity in TSL / NORM x,y,z |
| N/A   | not applicable or not measured  |

**Calibration is Performed According to the Following Standards:**

- a) IEEE Std 1528-2003, "IEEE Recommended Practice for Determining the Peak Spatial-Averaged Specific Absorption Rate (SAR) in the Human Head from Wireless Communications Devices: Measurement Techniques", December 2003
- b) IEC 62209-1, "Procedure to measure the Specific Absorption Rate (SAR) for hand-held devices used in close proximity to the ear (frequency range of 300 MHz to 3 GHz)", February 2005
- c) Federal Communications Commission Office of Engineering & Technology (FCC OET), "Evaluating Compliance with FCC Guidelines for Human Exposure to Radiofrequency Electromagnetic Fields; Additional Information for Evaluating Compliance of Mobile and Portable Devices with FCC Limits for Human Exposure to Radiofrequency Emissions", Supplement C (Edition 01-01) to Bulletin 65

**Additional Documentation:**

- d) DASY4/5 System Handbook

**Methods Applied and Interpretation of Parameters:**

- *Measurement Conditions:* Further details are available from the Validation Report at the end of the certificate. All figures stated in the certificate are valid at the frequency indicated.
- *Antenna Parameters with TSL:* The dipole is mounted with the spacer to position its feed point exactly below the center marking of the flat phantom section, with the arms oriented parallel to the body axis.
- *Feed Point Impedance and Return Loss:* These parameters are measured with the dipole positioned under the liquid filled phantom. The impedance stated is transformed from the measurement at the SMA connector to the feed point. The Return Loss ensures low reflected power. No uncertainty required.
- *Electrical Delay:* One-way delay between the SMA connector and the antenna feed point. No uncertainty required.
- *SAR measured:* SAR measured at the stated antenna input power.
- *SAR normalized:* SAR as measured, normalized to an input power of 1 W at the antenna connector.
- *SAR for nominal TSL parameters:* The measured TSL parameters are used to calculate the nominal SAR result.



**Measurement Conditions**

DASY system configuration, as far as not given on page 1.

|                              |                           |             |
|------------------------------|---------------------------|-------------|
| DASY Version                 | DASY5                     | V5.2        |
| Extrapolation                | Advanced Extrapolation    |             |
| Phantom                      | Modular Flat Phantom V5.0 |             |
| Distance Dipole Center - TSL | 10 mm                     | with Spacer |
| Zoom Scan Resolution         | dx, dy, dz = 5 mm         |             |
| Frequency                    | 1800 MHz ± 1 MHz          |             |

**Head TSL parameters**

The following parameters and calculations were applied.

|                                  | Temperature     | Permittivity | Conductivity     |
|----------------------------------|-----------------|--------------|------------------|
| Nominal Head TSL parameters      | 22.0 °C         | 40.0         | 1.40 mho/m       |
| Measured Head TSL parameters     | (22.0 ± 0.2) °C | 41.4 ± 6 %   | 1.40 mho/m ± 6 % |
| Head TSL temperature during test | (20.8 ± 0.2) °C | ----         | ----             |

**SAR result with Head TSL**

| SAR averaged over 1 cm <sup>3</sup> (1 g) of Head TSL | Condition          |                                  |
|-------------------------------------------------------|--------------------|----------------------------------|
| SAR measured                                          | 250 mW input power | 9.64 mW / g                      |
| SAR normalized                                        | normalized to 1W   | 38.6 mW / g                      |
| SAR for nominal Head TSL parameters                   | normalized to 1W   | <b>38.9 mW /g ± 17.0 % (k=2)</b> |

| SAR averaged over 10 cm <sup>3</sup> (10 g) of Head TSL | condition          |                                  |
|---------------------------------------------------------|--------------------|----------------------------------|
| SAR measured                                            | 250 mW input power | 5.10 mW / g                      |
| SAR normalized                                          | normalized to 1W   | 20.4 mW / g                      |
| SAR for nominal Head TSL parameters                     | normalized to 1W   | <b>20.5 mW /g ± 16.5 % (k=2)</b> |

**Body TSL parameters**

The following parameters and calculations were applied.

|                                  | Temperature     | Permittivity | Conductivity     |
|----------------------------------|-----------------|--------------|------------------|
| Nominal Body TSL parameters      | 22.0 °C         | 53.3         | 1.52 mho/m       |
| Measured Body TSL parameters     | (22.0 ± 0.2) °C | 55.3 ± 6 %   | 1.51 mho/m ± 6 % |
| Body TSL temperature during test | (21.0 ± 0.2) °C | ----         | ----             |

**SAR result with Body TSL**

| SAR averaged over 1 cm <sup>3</sup> (1 g) of Body TSL | Condition          |                                   |
|-------------------------------------------------------|--------------------|-----------------------------------|
| SAR measured                                          | 250 mW input power | 9.96 mW / g                       |
| SAR normalized                                        | normalized to 1W   | 39.8 mW / g                       |
| SAR for nominal Body TSL parameters                   | normalized to 1W   | <b>40.4 mW / g ± 17.0 % (k=2)</b> |

| SAR averaged over 10 cm <sup>3</sup> (10 g) of Body TSL | condition          |                                   |
|---------------------------------------------------------|--------------------|-----------------------------------|
| SAR measured                                            | 250 mW input power | 5.34 mW / g                       |
| SAR normalized                                          | normalized to 1W   | 21.4 mW / g                       |
| SAR for nominal Body TSL parameters                     | normalized to 1W   | <b>21.5 mW / g ± 16.5 % (k=2)</b> |

**Appendix**

**Antenna Parameters with Head TSL**

|                                      |                               |
|--------------------------------------|-------------------------------|
| Impedance, transformed to feed point | 49.5 $\Omega$ - 2.5 $j\Omega$ |
| Return Loss                          | -31.7 dB                      |

**Antenna Parameters with Body TSL**

|                                      |                               |
|--------------------------------------|-------------------------------|
| Impedance, transformed to feed point | 45.6 $\Omega$ - 2.7 $j\Omega$ |
| Return Loss                          | -25.3 dB                      |

**General Antenna Parameters and Design**

|                                  |          |
|----------------------------------|----------|
| Electrical Delay (one direction) | 1.215 ns |
|----------------------------------|----------|

After long term use with 100W radiated power, only a slight warming of the dipole near the feedpoint can be measured.

The dipole is made of standard semirigid coaxial cable. The center conductor of the feeding line is directly connected to the second arm of the dipole. The antenna is therefore short-circuited for DC-signals.

No excessive force must be applied to the dipole arms, because they might bend or the soldered connections near the feedpoint may be damaged.

**Additional EUT Data**

|                 |                    |
|-----------------|--------------------|
| Manufactured by | SPEAG              |
| Manufactured on | September 05, 2008 |

**DASY5 Validation Report for Head TSL**

Date/Time: 09.03.2010 12:50:01

Test Laboratory: SPEAG, Zurich, Switzerland

**DUT: Dipole 1800 MHz; Type: D1800V2; Serial: D1800V2 - SN:2d179**

Communication System: CW; Frequency: 1800 MHz; Duty Cycle: 1:1

Medium: HSL U11 BB

Medium parameters used:  $f = 1800$  MHz;  $\sigma = 1.4$  mho/m;  $\epsilon_r = 41.6$ ;  $\rho = 1000$  kg/m<sup>3</sup>

Phantom section: Flat Section

Measurement Standard: DASY5 (IEEE/IEC/ANSI C63.19-2007)

DASY5 Configuration:

- Probe: ES3DV3 - SN3205; ConvF(5.25, 5.25, 5.25); Calibrated: 26.06.2009
- Sensor-Surface: 3mm (Mechanical Surface Detection)
- Electronics: DAE4 Sn601; Calibrated: 02.03.2010
- Phantom: Flat Phantom 5.0 (front); Type: QD000P50AA; Serial: 1001
- Measurement SW: DASY5, V5.2 Build 157; SEMCAD X Version 14.0 Build 57

**Pin=250 mW /d=10mm, dist=3.0mm (ES-Probe)/Zoom Scan (7x7x7) /Cube 0:** Measurement


grid: dx=5mm, dy=5mm, dz=5mm

Reference Value = 96.4 V/m; Power Drift = 0.046 dB

Peak SAR (extrapolated) = 17.4 W/kg

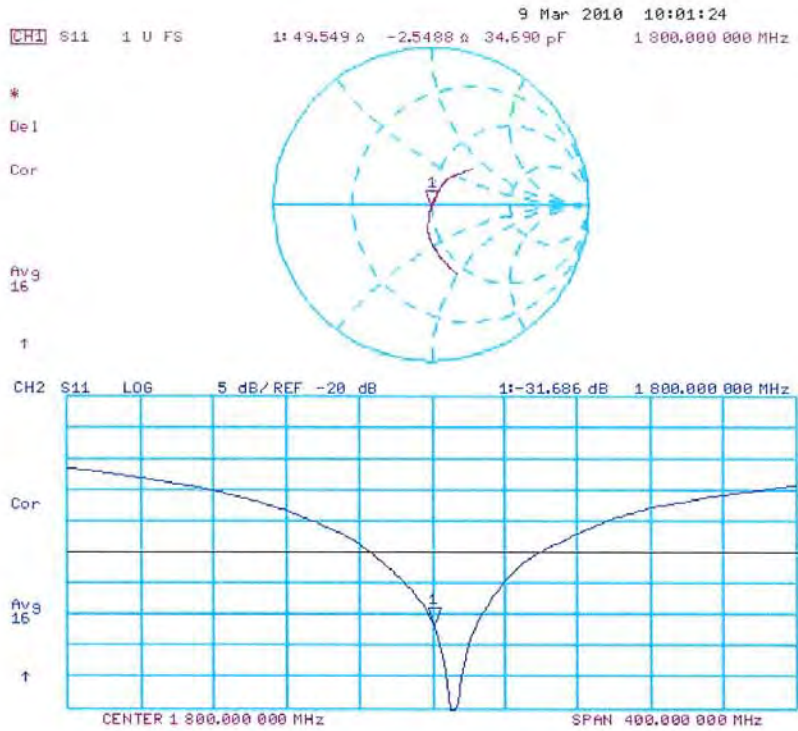
**SAR(1 g) = 9.64 mW/g; SAR(10 g) = 5.1 mW/g**

Maximum value of SAR (measured) = 12.1 mW/g



0 dB = 12.1mW/g

Impedance Measurement Plot for Head TSL



## DASY5 Validation Report for Body

Date/Time: 09.03.2010 14:31:10

Test Laboratory: SPEAG, Zurich, Switzerland

**DUT: Dipole 1800 MHz; Type: D1800V2; Serial: D1800V2 - SN:2d179**

Communication System: CW; Frequency: 1800 MHz; Duty Cycle: 1:1

Medium: MSL U11 BB

Medium parameters used:  $f = 1800$  MHz;  $\sigma = 1.51$  mho/m;  $\epsilon_r = 55.5$ ;  $\rho = 1000$  kg/m<sup>3</sup>

Phantom section: Flat Section

Measurement Standard: DASY5 (IEEE/IEC/ANSI C63.19-2007)

DASY5 Configuration:

- Probe: ES3DV3 - SN3205; ConvF(4.8, 4.8, 4.8); Calibrated: 26.06.2009
- Sensor-Surface: 3mm (Mechanical Surface Detection)
- Electronics: DAE4 Sn601; Calibrated: 02.03.2010
- Phantom: Flat Phantom 5.0 (back); Type: QD000P50AA; Serial: 1002
- Measurement SW: DASY5, V5.2 Build 157; SEMCAD X Version 14.0 Build 57

**Pin250 mW /d=10mm, dist=3.0mm (ES-Probe)/Zoom Scan (7x7x7) /Cube 0: Measurement**

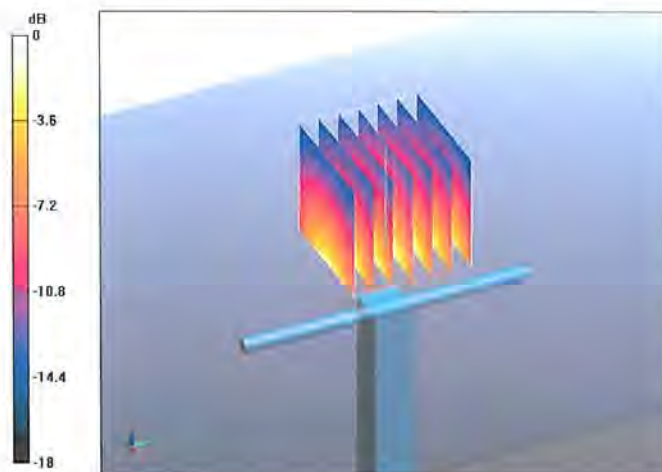
grid: dx=5mm, dy=5mm, dz=5mm

Reference Value = 95.2 V/m; Power Drift = -0.0066 dB

Peak SAR (extrapolated) = 17.1 W/kg

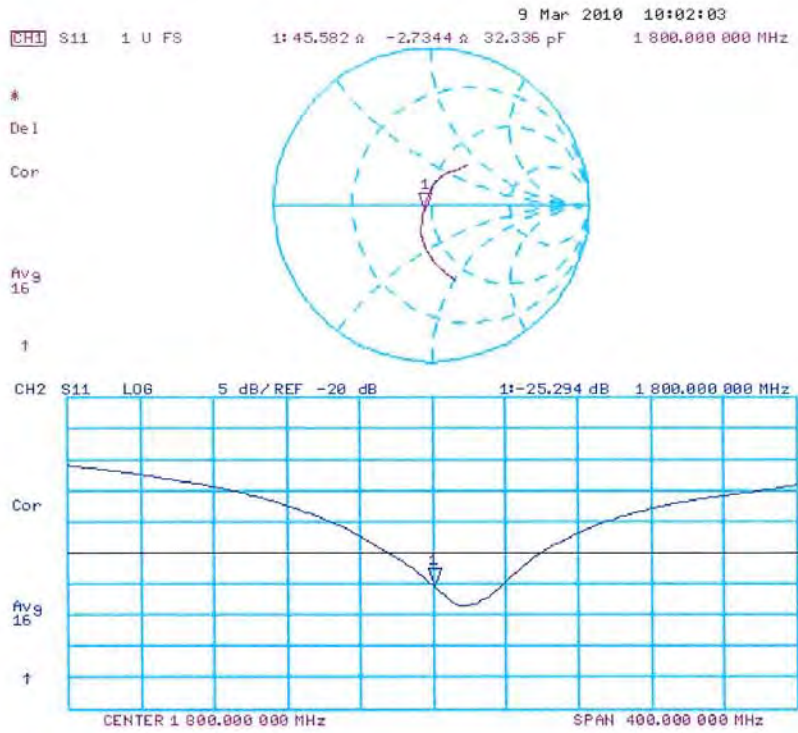
**SAR(1 g) = 9.96 mW/g; SAR(10 g) = 5.34 mW/g**

Maximum value of SAR (measured) = 12.6 mW/g



0 dB = 12.6mW/g

Impedance Measurement Plot for Body TSL



**Calibration Laboratory of  
Schmid & Partner  
Engineering AG**  
Zeughausstrasse 43, 8004 Zurich, Switzerland



**S** Schweizerischer Kalibrierdienst  
**C** Service suisse d'étalonnage  
**S** Servizio svizzero di taratura  
**S** Swiss Calibration Service

Accredited by the Swiss Accreditation Service (SAS)  
The Swiss Accreditation Service is one of the signatories to the EA  
Multilateral Agreement for the recognition of calibration certificates

Accreditation No.: **SCS 108**

Client **Quietek (Auden)**

Certificate No: **D835V2-4d094\_Mar10**

| CALIBRATION CERTIFICATE                                                                                                                                                                                                                                                                                                                                                                                                                                                                                                                                                                                                                                                                                                                                                                                                                                                                                                                                                                                                                                                                                                                                                                                                                                                                                                                                                                                                                                                                                                                                                                                                                                                                                                                                                                                                                                                                                                                                                                                                         |                                                                  |                                   |                        |                   |      |                            |                       |                      |            |                           |        |                       |            |                           |        |                            |                |                           |        |                             |                    |                           |        |                        |          |                                |        |      |         |                                |        |                     |      |                       |                 |                       |            |                                   |                        |                         |        |                                  |                        |                           |                  |                                   |                        |
|---------------------------------------------------------------------------------------------------------------------------------------------------------------------------------------------------------------------------------------------------------------------------------------------------------------------------------------------------------------------------------------------------------------------------------------------------------------------------------------------------------------------------------------------------------------------------------------------------------------------------------------------------------------------------------------------------------------------------------------------------------------------------------------------------------------------------------------------------------------------------------------------------------------------------------------------------------------------------------------------------------------------------------------------------------------------------------------------------------------------------------------------------------------------------------------------------------------------------------------------------------------------------------------------------------------------------------------------------------------------------------------------------------------------------------------------------------------------------------------------------------------------------------------------------------------------------------------------------------------------------------------------------------------------------------------------------------------------------------------------------------------------------------------------------------------------------------------------------------------------------------------------------------------------------------------------------------------------------------------------------------------------------------|------------------------------------------------------------------|-----------------------------------|------------------------|-------------------|------|----------------------------|-----------------------|----------------------|------------|---------------------------|--------|-----------------------|------------|---------------------------|--------|----------------------------|----------------|---------------------------|--------|-----------------------------|--------------------|---------------------------|--------|------------------------|----------|--------------------------------|--------|------|---------|--------------------------------|--------|---------------------|------|-----------------------|-----------------|-----------------------|------------|-----------------------------------|------------------------|-------------------------|--------|----------------------------------|------------------------|---------------------------|------------------|-----------------------------------|------------------------|
| Object                                                                                                                                                                                                                                                                                                                                                                                                                                                                                                                                                                                                                                                                                                                                                                                                                                                                                                                                                                                                                                                                                                                                                                                                                                                                                                                                                                                                                                                                                                                                                                                                                                                                                                                                                                                                                                                                                                                                                                                                                          | D835V2 - SN: 4d094                                               |                                   |                        |                   |      |                            |                       |                      |            |                           |        |                       |            |                           |        |                            |                |                           |        |                             |                    |                           |        |                        |          |                                |        |      |         |                                |        |                     |      |                       |                 |                       |            |                                   |                        |                         |        |                                  |                        |                           |                  |                                   |                        |
| Calibration procedure(s)                                                                                                                                                                                                                                                                                                                                                                                                                                                                                                                                                                                                                                                                                                                                                                                                                                                                                                                                                                                                                                                                                                                                                                                                                                                                                                                                                                                                                                                                                                                                                                                                                                                                                                                                                                                                                                                                                                                                                                                                        | QA CAL-05.v7<br>Calibration procedure for dipole validation kits |                                   |                        |                   |      |                            |                       |                      |            |                           |        |                       |            |                           |        |                            |                |                           |        |                             |                    |                           |        |                        |          |                                |        |      |         |                                |        |                     |      |                       |                 |                       |            |                                   |                        |                         |        |                                  |                        |                           |                  |                                   |                        |
| Calibration date:                                                                                                                                                                                                                                                                                                                                                                                                                                                                                                                                                                                                                                                                                                                                                                                                                                                                                                                                                                                                                                                                                                                                                                                                                                                                                                                                                                                                                                                                                                                                                                                                                                                                                                                                                                                                                                                                                                                                                                                                               | March 15, 2010                                                   |                                   |                        |                   |      |                            |                       |                      |            |                           |        |                       |            |                           |        |                            |                |                           |        |                             |                    |                           |        |                        |          |                                |        |      |         |                                |        |                     |      |                       |                 |                       |            |                                   |                        |                         |        |                                  |                        |                           |                  |                                   |                        |
| <p>This calibration certificate documents the traceability to national standards, which realize the physical units of measurements (SI).<br/>The measurements and the uncertainties with confidence probability are given on the following pages and are part of the certificate.</p> <p>All calibrations have been conducted in the closed laboratory facility: environment temperature (22 ± 3)°C and humidity &lt; 70%.</p> <p>Calibration Equipment used (M&amp;TE critical for calibration)</p> <table border="1"> <thead> <tr> <th>Primary Standards</th> <th>ID #</th> <th>Cal Date (Certificate No.)</th> <th>Scheduled Calibration</th> </tr> </thead> <tbody> <tr> <td>Power meter EPM-442A</td> <td>GB37480704</td> <td>06-Oct-09 (No. 217-01086)</td> <td>Oct-10</td> </tr> <tr> <td>Power sensor HP 8481A</td> <td>US37292783</td> <td>06-Oct-09 (No. 217-01086)</td> <td>Oct-10</td> </tr> <tr> <td>Reference 20 dB Attenuator</td> <td>SN: 5086 (20g)</td> <td>31-Mar-09 (No. 217-01025)</td> <td>Mar-10</td> </tr> <tr> <td>Type-N mismatch combination</td> <td>SN: 5047.2 / 06327</td> <td>31-Mar-09 (No. 217-01029)</td> <td>Mar-10</td> </tr> <tr> <td>Reference Probe ES3DV3</td> <td>SN: 3205</td> <td>26-Jun-09 (No. ES3-3205_Jun09)</td> <td>Jun-10</td> </tr> <tr> <td>DAE4</td> <td>SN: 601</td> <td>02-Mar-10 (No. DAE4-601_Mar10)</td> <td>Mar-11</td> </tr> </tbody> </table><br><table border="1"> <thead> <tr> <th>Secondary Standards</th> <th>ID #</th> <th>Check Date (in house)</th> <th>Scheduled Check</th> </tr> </thead> <tbody> <tr> <td>Power sensor HP 8481A</td> <td>MY41092317</td> <td>18-Oct-02 (in house check Oct-09)</td> <td>In house check: Oct-11</td> </tr> <tr> <td>RF generator R&amp;S SMT-06</td> <td>100005</td> <td>4-Aug-99 (in house check Oct-09)</td> <td>In house check: Oct-11</td> </tr> <tr> <td>Network Analyzer HP 8753E</td> <td>US37390585 S4206</td> <td>18-Oct-01 (in house check Oct-09)</td> <td>In house check: Oct-10</td> </tr> </tbody> </table> |                                                                  |                                   |                        | Primary Standards | ID # | Cal Date (Certificate No.) | Scheduled Calibration | Power meter EPM-442A | GB37480704 | 06-Oct-09 (No. 217-01086) | Oct-10 | Power sensor HP 8481A | US37292783 | 06-Oct-09 (No. 217-01086) | Oct-10 | Reference 20 dB Attenuator | SN: 5086 (20g) | 31-Mar-09 (No. 217-01025) | Mar-10 | Type-N mismatch combination | SN: 5047.2 / 06327 | 31-Mar-09 (No. 217-01029) | Mar-10 | Reference Probe ES3DV3 | SN: 3205 | 26-Jun-09 (No. ES3-3205_Jun09) | Jun-10 | DAE4 | SN: 601 | 02-Mar-10 (No. DAE4-601_Mar10) | Mar-11 | Secondary Standards | ID # | Check Date (in house) | Scheduled Check | Power sensor HP 8481A | MY41092317 | 18-Oct-02 (in house check Oct-09) | In house check: Oct-11 | RF generator R&S SMT-06 | 100005 | 4-Aug-99 (in house check Oct-09) | In house check: Oct-11 | Network Analyzer HP 8753E | US37390585 S4206 | 18-Oct-01 (in house check Oct-09) | In house check: Oct-10 |
| Primary Standards                                                                                                                                                                                                                                                                                                                                                                                                                                                                                                                                                                                                                                                                                                                                                                                                                                                                                                                                                                                                                                                                                                                                                                                                                                                                                                                                                                                                                                                                                                                                                                                                                                                                                                                                                                                                                                                                                                                                                                                                               | ID #                                                             | Cal Date (Certificate No.)        | Scheduled Calibration  |                   |      |                            |                       |                      |            |                           |        |                       |            |                           |        |                            |                |                           |        |                             |                    |                           |        |                        |          |                                |        |      |         |                                |        |                     |      |                       |                 |                       |            |                                   |                        |                         |        |                                  |                        |                           |                  |                                   |                        |
| Power meter EPM-442A                                                                                                                                                                                                                                                                                                                                                                                                                                                                                                                                                                                                                                                                                                                                                                                                                                                                                                                                                                                                                                                                                                                                                                                                                                                                                                                                                                                                                                                                                                                                                                                                                                                                                                                                                                                                                                                                                                                                                                                                            | GB37480704                                                       | 06-Oct-09 (No. 217-01086)         | Oct-10                 |                   |      |                            |                       |                      |            |                           |        |                       |            |                           |        |                            |                |                           |        |                             |                    |                           |        |                        |          |                                |        |      |         |                                |        |                     |      |                       |                 |                       |            |                                   |                        |                         |        |                                  |                        |                           |                  |                                   |                        |
| Power sensor HP 8481A                                                                                                                                                                                                                                                                                                                                                                                                                                                                                                                                                                                                                                                                                                                                                                                                                                                                                                                                                                                                                                                                                                                                                                                                                                                                                                                                                                                                                                                                                                                                                                                                                                                                                                                                                                                                                                                                                                                                                                                                           | US37292783                                                       | 06-Oct-09 (No. 217-01086)         | Oct-10                 |                   |      |                            |                       |                      |            |                           |        |                       |            |                           |        |                            |                |                           |        |                             |                    |                           |        |                        |          |                                |        |      |         |                                |        |                     |      |                       |                 |                       |            |                                   |                        |                         |        |                                  |                        |                           |                  |                                   |                        |
| Reference 20 dB Attenuator                                                                                                                                                                                                                                                                                                                                                                                                                                                                                                                                                                                                                                                                                                                                                                                                                                                                                                                                                                                                                                                                                                                                                                                                                                                                                                                                                                                                                                                                                                                                                                                                                                                                                                                                                                                                                                                                                                                                                                                                      | SN: 5086 (20g)                                                   | 31-Mar-09 (No. 217-01025)         | Mar-10                 |                   |      |                            |                       |                      |            |                           |        |                       |            |                           |        |                            |                |                           |        |                             |                    |                           |        |                        |          |                                |        |      |         |                                |        |                     |      |                       |                 |                       |            |                                   |                        |                         |        |                                  |                        |                           |                  |                                   |                        |
| Type-N mismatch combination                                                                                                                                                                                                                                                                                                                                                                                                                                                                                                                                                                                                                                                                                                                                                                                                                                                                                                                                                                                                                                                                                                                                                                                                                                                                                                                                                                                                                                                                                                                                                                                                                                                                                                                                                                                                                                                                                                                                                                                                     | SN: 5047.2 / 06327                                               | 31-Mar-09 (No. 217-01029)         | Mar-10                 |                   |      |                            |                       |                      |            |                           |        |                       |            |                           |        |                            |                |                           |        |                             |                    |                           |        |                        |          |                                |        |      |         |                                |        |                     |      |                       |                 |                       |            |                                   |                        |                         |        |                                  |                        |                           |                  |                                   |                        |
| Reference Probe ES3DV3                                                                                                                                                                                                                                                                                                                                                                                                                                                                                                                                                                                                                                                                                                                                                                                                                                                                                                                                                                                                                                                                                                                                                                                                                                                                                                                                                                                                                                                                                                                                                                                                                                                                                                                                                                                                                                                                                                                                                                                                          | SN: 3205                                                         | 26-Jun-09 (No. ES3-3205_Jun09)    | Jun-10                 |                   |      |                            |                       |                      |            |                           |        |                       |            |                           |        |                            |                |                           |        |                             |                    |                           |        |                        |          |                                |        |      |         |                                |        |                     |      |                       |                 |                       |            |                                   |                        |                         |        |                                  |                        |                           |                  |                                   |                        |
| DAE4                                                                                                                                                                                                                                                                                                                                                                                                                                                                                                                                                                                                                                                                                                                                                                                                                                                                                                                                                                                                                                                                                                                                                                                                                                                                                                                                                                                                                                                                                                                                                                                                                                                                                                                                                                                                                                                                                                                                                                                                                            | SN: 601                                                          | 02-Mar-10 (No. DAE4-601_Mar10)    | Mar-11                 |                   |      |                            |                       |                      |            |                           |        |                       |            |                           |        |                            |                |                           |        |                             |                    |                           |        |                        |          |                                |        |      |         |                                |        |                     |      |                       |                 |                       |            |                                   |                        |                         |        |                                  |                        |                           |                  |                                   |                        |
| Secondary Standards                                                                                                                                                                                                                                                                                                                                                                                                                                                                                                                                                                                                                                                                                                                                                                                                                                                                                                                                                                                                                                                                                                                                                                                                                                                                                                                                                                                                                                                                                                                                                                                                                                                                                                                                                                                                                                                                                                                                                                                                             | ID #                                                             | Check Date (in house)             | Scheduled Check        |                   |      |                            |                       |                      |            |                           |        |                       |            |                           |        |                            |                |                           |        |                             |                    |                           |        |                        |          |                                |        |      |         |                                |        |                     |      |                       |                 |                       |            |                                   |                        |                         |        |                                  |                        |                           |                  |                                   |                        |
| Power sensor HP 8481A                                                                                                                                                                                                                                                                                                                                                                                                                                                                                                                                                                                                                                                                                                                                                                                                                                                                                                                                                                                                                                                                                                                                                                                                                                                                                                                                                                                                                                                                                                                                                                                                                                                                                                                                                                                                                                                                                                                                                                                                           | MY41092317                                                       | 18-Oct-02 (in house check Oct-09) | In house check: Oct-11 |                   |      |                            |                       |                      |            |                           |        |                       |            |                           |        |                            |                |                           |        |                             |                    |                           |        |                        |          |                                |        |      |         |                                |        |                     |      |                       |                 |                       |            |                                   |                        |                         |        |                                  |                        |                           |                  |                                   |                        |
| RF generator R&S SMT-06                                                                                                                                                                                                                                                                                                                                                                                                                                                                                                                                                                                                                                                                                                                                                                                                                                                                                                                                                                                                                                                                                                                                                                                                                                                                                                                                                                                                                                                                                                                                                                                                                                                                                                                                                                                                                                                                                                                                                                                                         | 100005                                                           | 4-Aug-99 (in house check Oct-09)  | In house check: Oct-11 |                   |      |                            |                       |                      |            |                           |        |                       |            |                           |        |                            |                |                           |        |                             |                    |                           |        |                        |          |                                |        |      |         |                                |        |                     |      |                       |                 |                       |            |                                   |                        |                         |        |                                  |                        |                           |                  |                                   |                        |
| Network Analyzer HP 8753E                                                                                                                                                                                                                                                                                                                                                                                                                                                                                                                                                                                                                                                                                                                                                                                                                                                                                                                                                                                                                                                                                                                                                                                                                                                                                                                                                                                                                                                                                                                                                                                                                                                                                                                                                                                                                                                                                                                                                                                                       | US37390585 S4206                                                 | 18-Oct-01 (in house check Oct-09) | In house check: Oct-10 |                   |      |                            |                       |                      |            |                           |        |                       |            |                           |        |                            |                |                           |        |                             |                    |                           |        |                        |          |                                |        |      |         |                                |        |                     |      |                       |                 |                       |            |                                   |                        |                         |        |                                  |                        |                           |                  |                                   |                        |
| Calibrated by:                                                                                                                                                                                                                                                                                                                                                                                                                                                                                                                                                                                                                                                                                                                                                                                                                                                                                                                                                                                                                                                                                                                                                                                                                                                                                                                                                                                                                                                                                                                                                                                                                                                                                                                                                                                                                                                                                                                                                                                                                  | Name<br>Dimce Iliev                                              | Function<br>Laboratory Technician | Signature<br>          |                   |      |                            |                       |                      |            |                           |        |                       |            |                           |        |                            |                |                           |        |                             |                    |                           |        |                        |          |                                |        |      |         |                                |        |                     |      |                       |                 |                       |            |                                   |                        |                         |        |                                  |                        |                           |                  |                                   |                        |
| Approved by:                                                                                                                                                                                                                                                                                                                                                                                                                                                                                                                                                                                                                                                                                                                                                                                                                                                                                                                                                                                                                                                                                                                                                                                                                                                                                                                                                                                                                                                                                                                                                                                                                                                                                                                                                                                                                                                                                                                                                                                                                    | Katja Pokovic                                                    | Technical Manager                 |                        |                   |      |                            |                       |                      |            |                           |        |                       |            |                           |        |                            |                |                           |        |                             |                    |                           |        |                        |          |                                |        |      |         |                                |        |                     |      |                       |                 |                       |            |                                   |                        |                         |        |                                  |                        |                           |                  |                                   |                        |
| Issued: March 15, 2010                                                                                                                                                                                                                                                                                                                                                                                                                                                                                                                                                                                                                                                                                                                                                                                                                                                                                                                                                                                                                                                                                                                                                                                                                                                                                                                                                                                                                                                                                                                                                                                                                                                                                                                                                                                                                                                                                                                                                                                                          |                                                                  |                                   |                        |                   |      |                            |                       |                      |            |                           |        |                       |            |                           |        |                            |                |                           |        |                             |                    |                           |        |                        |          |                                |        |      |         |                                |        |                     |      |                       |                 |                       |            |                                   |                        |                         |        |                                  |                        |                           |                  |                                   |                        |
| This calibration certificate shall not be reproduced except in full without written approval of the laboratory.                                                                                                                                                                                                                                                                                                                                                                                                                                                                                                                                                                                                                                                                                                                                                                                                                                                                                                                                                                                                                                                                                                                                                                                                                                                                                                                                                                                                                                                                                                                                                                                                                                                                                                                                                                                                                                                                                                                 |                                                                  |                                   |                        |                   |      |                            |                       |                      |            |                           |        |                       |            |                           |        |                            |                |                           |        |                             |                    |                           |        |                        |          |                                |        |      |         |                                |        |                     |      |                       |                 |                       |            |                                   |                        |                         |        |                                  |                        |                           |                  |                                   |                        |



**Calibration Laboratory of  
Schmid & Partner  
Engineering AG**  
Zeughausstrasse 43, 8004 Zurich, Switzerland



**S** Schweizerischer Kalibrierdienst  
**C** Service suisse d'étalonnage  
**S** Servizio svizzero di taratura  
**S** Swiss Calibration Service

Accredited by the Swiss Accreditation Service (SAS)  
The Swiss Accreditation Service is one of the signatories to the EA  
Multilateral Agreement for the recognition of calibration certificates

Accreditation No.: **SCS 108**

**Glossary:**

|       |                                 |
|-------|---------------------------------|
| TSL   | tissue simulating liquid        |
| ConvF | sensitivity in TSL / NORM x,y,z |
| N/A   | not applicable or not measured  |

**Calibration is Performed According to the Following Standards:**

- a) IEEE Std 1528-2003, "IEEE Recommended Practice for Determining the Peak Spatial-Averaged Specific Absorption Rate (SAR) in the Human Head from Wireless Communications Devices: Measurement Techniques", December 2003
- b) IEC 62209-1, "Procedure to measure the Specific Absorption Rate (SAR) for hand-held devices used in close proximity to the ear (frequency range of 300 MHz to 3 GHz)", February 2005
- c) Federal Communications Commission Office of Engineering & Technology (FCC OET), "Evaluating Compliance with FCC Guidelines for Human Exposure to Radiofrequency Electromagnetic Fields; Additional Information for Evaluating Compliance of Mobile and Portable Devices with FCC Limits for Human Exposure to Radiofrequency Emissions", Supplement C (Edition 01-01) to Bulletin 65

**Additional Documentation:**

- d) DASY4/5 System Handbook

**Methods Applied and Interpretation of Parameters:**

- *Measurement Conditions:* Further details are available from the Validation Report at the end of the certificate. All figures stated in the certificate are valid at the frequency indicated.
- *Antenna Parameters with TSL:* The dipole is mounted with the spacer to position its feed point exactly below the center marking of the flat phantom section, with the arms oriented parallel to the body axis.
- *Feed Point Impedance and Return Loss:* These parameters are measured with the dipole positioned under the liquid filled phantom. The impedance stated is transformed from the measurement at the SMA connector to the feed point. The Return Loss ensures low reflected power. No uncertainty required.
- *Electrical Delay:* One-way delay between the SMA connector and the antenna feed point. No uncertainty required.
- *SAR measured:* SAR measured at the stated antenna input power.
- *SAR normalized:* SAR as measured, normalized to an input power of 1 W at the antenna connector.
- *SAR for nominal TSL parameters:* The measured TSL parameters are used to calculate the nominal SAR result.

**Measurement Conditions**

DASY system configuration, as far as not given on page 1.

|                              |                           |             |
|------------------------------|---------------------------|-------------|
| DASY Version                 | DASY5                     | V5.2        |
| Extrapolation                | Advanced Extrapolation    |             |
| Phantom                      | Modular Flat Phantom V4.9 |             |
| Distance Dipole Center - TSL | 15 mm                     | with Spacer |
| Zoom Scan Resolution         | dx, dy, dz = 5 mm         |             |
| Frequency                    | 835 MHz ± 1 MHz           |             |

**Head TSL parameters**

The following parameters and calculations were applied.

|                                  | Temperature     | Permittivity | Conductivity     |
|----------------------------------|-----------------|--------------|------------------|
| Nominal Head TSL parameters      | 22.0 °C         | 41.5         | 0.90 mho/m       |
| Measured Head TSL parameters     | (22.0 ± 0.2) °C | 42.9 ± 6 %   | 0.91 mho/m ± 6 % |
| Head TSL temperature during test | (21.5 ± 0.2) °C | ---          | ---              |

**SAR result with Head TSL**

| SAR averaged over 1 cm <sup>3</sup> (1 g) of Head TSL | Condition          |                                  |
|-------------------------------------------------------|--------------------|----------------------------------|
| SAR measured                                          | 250 mW input power | 2.43 mW / g                      |
| SAR normalized                                        | normalized to 1W   | 9.72 mW / g                      |
| SAR for nominal Head TSL parameters                   | normalized to 1W   | <b>9.70 mW /g ± 17.0 % (k=2)</b> |

| SAR averaged over 10 cm <sup>3</sup> (10 g) of Head TSL | condition          |                                  |
|---------------------------------------------------------|--------------------|----------------------------------|
| SAR measured                                            | 250 mW input power | 1.58 mW / g                      |
| SAR normalized                                          | normalized to 1W   | 6.32 mW / g                      |
| SAR for nominal Head TSL parameters                     | normalized to 1W   | <b>6.30 mW /g ± 16.5 % (k=2)</b> |

**Body TSL parameters**

The following parameters and calculations were applied.

|                                  | Temperature     | Permittivity | Conductivity     |
|----------------------------------|-----------------|--------------|------------------|
| Nominal Body TSL parameters      | 22.0 °C         | 55.2         | 0.97 mho/m       |
| Measured Body TSL parameters     | (22.0 ± 0.2) °C | 55.3 ± 6 %   | 1.01 mho/m ± 6 % |
| Body TSL temperature during test | (21.3 ± 0.2) °C | ----         | ----             |

**SAR result with Body TSL**

| SAR averaged over 1 cm <sup>3</sup> (1 g) of Body TSL | Condition          |                                   |
|-------------------------------------------------------|--------------------|-----------------------------------|
| SAR measured                                          | 250 mW input power | 2.55 mW / g                       |
| SAR normalized                                        | normalized to 1W   | 10.2 mW / g                       |
| SAR for nominal Body TSL parameters                   | normalized to 1W   | <b>9.90 mW / g ± 17.0 % (k=2)</b> |

| SAR averaged over 10 cm <sup>3</sup> (10 g) of Body TSL | condition          |                                   |
|---------------------------------------------------------|--------------------|-----------------------------------|
| SAR measured                                            | 250 mW input power | 1.67 mW / g                       |
| SAR normalized                                          | normalized to 1W   | 6.68 mW / g                       |
| SAR for nominal Body TSL parameters                     | normalized to 1W   | <b>6.53 mW / g ± 16.5 % (k=2)</b> |

**Appendix**

**Antenna Parameters with Head TSL**

|                                      |                                 |
|--------------------------------------|---------------------------------|
| Impedance, transformed to feed point | 52.2 $\Omega$ - 2.7 $\mu\Omega$ |
| Return Loss                          | - 29.4 dB                       |

**Antenna Parameters with Body TSL**

|                                      |                                 |
|--------------------------------------|---------------------------------|
| Impedance, transformed to feed point | 48.0 $\Omega$ - 4.8 $\mu\Omega$ |
| Return Loss                          | - 25.5 dB                       |

**General Antenna Parameters and Design**

|                                  |          |
|----------------------------------|----------|
| Electrical Delay (one direction) | 1.388 ns |
|----------------------------------|----------|

After long term use with 100W radiated power, only a slight warming of the dipole near the feedpoint can be measured.

The dipole is made of standard semirigid coaxial cable. The center conductor of the feeding line is directly connected to the second arm of the dipole. The antenna is therefore short-circuited for DC-signals.

No excessive force must be applied to the dipole arms, because they might bend or the soldered connections near the feedpoint may be damaged.

**Additional EUT Data**

|                 |                    |
|-----------------|--------------------|
| Manufactured by | SPEAG              |
| Manufactured on | September 15, 2009 |

**DASY5 Validation Report for Head TSL**

Date/Time: 08.03.2010 10:52:27

Test Laboratory: SPEAG, Zurich, Switzerland

**DUT: Dipole 835 MHz; Type: D835V2; Serial: D835V2 - SN:4d094**

Communication System: CW; Frequency: 835 MHz; Duty Cycle: 1:1

Medium: HSL900

Medium parameters used:  $f = 835 \text{ MHz}$ ;  $\sigma = 0.91 \text{ mho/m}$ ;  $\epsilon_r = 42.7$ ;  $\rho = 1000 \text{ kg/m}^3$

Phantom section: Flat Section

Measurement Standard: DASY5 (IEEE/IEC/ANSI C63.19-2007)

DASY5 Configuration:

- Probe: ES3DV3 - SN3205; ConvF(6.04, 6.04, 6.04); Calibrated: 26.06.2009
- Sensor-Surface: 3mm (Mechanical Surface Detection)
- Electronics: DAE4 Sn601; Calibrated: 02.03.2010
- Phantom: Flat Phantom 4.9L; Type: QD000P49AA; Serial: 1001
- Measurement SW: DASY5, V5.2 Build 157; SEMCAD X Version 14.0 Build 57

**Pin=250 mW /d=15mm, dist=3.0mm (ES-Probe)/Zoom Scan (7x7x7) /Cube 0:** Measurement


grid: dx=5mm, dy=5mm, dz=5mm

Reference Value = 57.3 V/m; Power Drift = 0.00297 dB

Peak SAR (extrapolated) = 3.65 W/kg

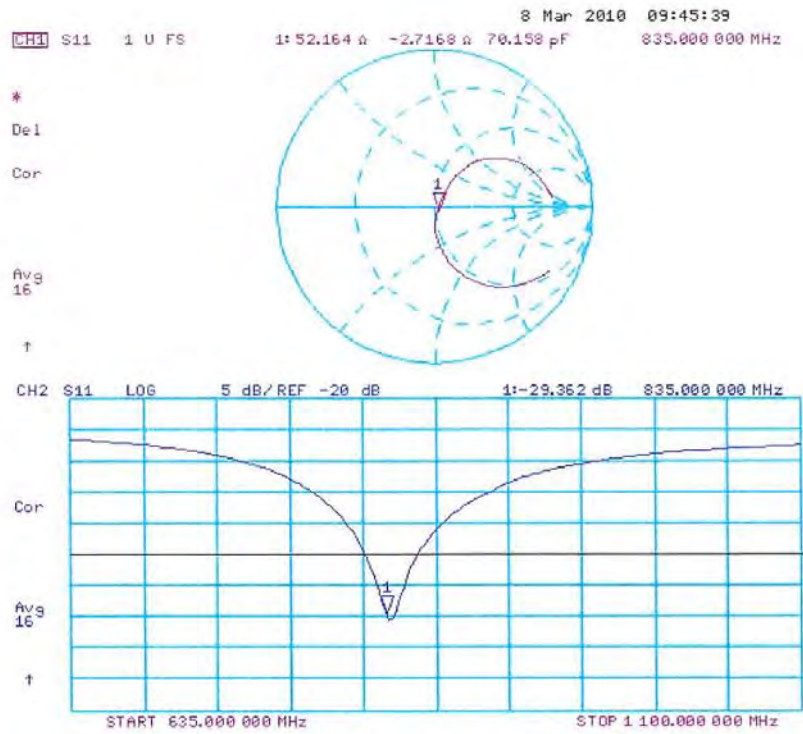
**SAR(1 g) = 2.43 mW/g; SAR(10 g) = 1.58 mW/g**

Maximum value of SAR (measured) = 2.84 mW/g



0 dB = 2.84mW/g

Impedance Measurement Plot for Head TSL



## DASY5 Validation Report for Body

Date/Time: 15.03.2010 11:52:53

Test Laboratory: SPEAG, Zurich, Switzerland

**DUT: Dipole 835 MHz; Type: D835V2; Serial: D835V2 - SN:4d094**

Communication System: CW; Frequency: 835 MHz; Duty Cycle: 1:1

Medium: MSL900

Medium parameters used:  $f = 835 \text{ MHz}$ ;  $\sigma = 1.01 \text{ mho/m}$ ;  $\epsilon_r = 55.3$ ;  $\rho = 1000 \text{ kg/m}^3$

Phantom section: Flat Section

Measurement Standard: DASY5 (IEEE/IEC/ANSI C63.19-2007)

DASY5 Configuration:

- Probe: ES3DV3 - SN3205; ConvF(5.97, 5.97, 5.97); Calibrated: 26.06.2009
- Sensor-Surface: 3mm (Mechanical Surface Detection)
- Electronics: DAE4 Sn601; Calibrated: 02.03.2010
- Phantom: Flat Phantom 4.9L; Type: QD000P49AA; Serial: 1001
- Measurement SW: DASY5, V5.2 Build 157; SEMCAD X Version 14.0 Build 57

**Pin250 mW /d=15mm, dist=3.0mm (ES-Probe)/Zoom Scan (7x7x7) /Cube 0: Measurement**


grid: dx=5mm, dy=5mm, dz=5mm

Reference Value = 55.9 V/m; Power Drift = -0.00975 dB

Peak SAR (extrapolated) = 3.77 W/kg

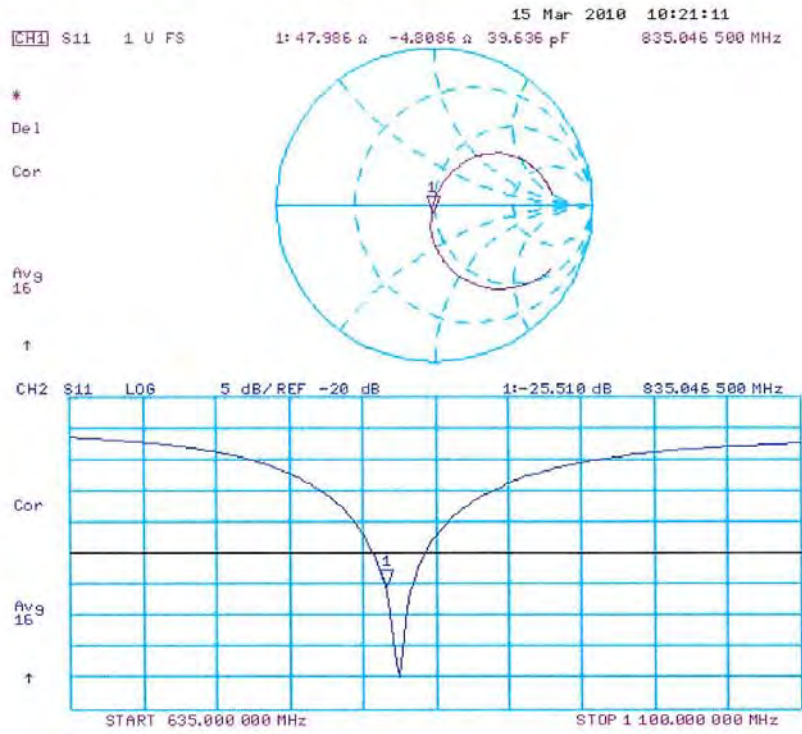
**SAR(1 g) = 2.55 mW/g; SAR(10 g) = 1.67 mW/g**

Maximum value of SAR (measured) = 2.98 mW/g



0 dB = 2.98mW/g

Impedance Measurement Plot for Body TSL





**Calibration Laboratory of  
Schmid & Partner  
Engineering AG**  
Zeughausstrasse 43, 8004 Zurich, Switzerland



**S** Schweizerischer Kalibrierdienst  
**S** Service suisse d'étalonnage  
**S** Servizio svizzero di taratura  
**S** Swiss Calibration Service

Accredited by the Swiss Accreditation Service (SAS)  
The Swiss Accreditation Service is one of the signatories to the EA  
Multilateral Agreement for the recognition of calibration certificates

Accreditation No.: **SCS 108**

Client **Quietek (Auden)**

Certificate No: **D1900V2-5d121\_Mar10**

## CALIBRATION CERTIFICATE

|                                                                                                                                                                                                                                                                                                                                                                                                                                                                                                      |                                                                  |                                   |                              |
|------------------------------------------------------------------------------------------------------------------------------------------------------------------------------------------------------------------------------------------------------------------------------------------------------------------------------------------------------------------------------------------------------------------------------------------------------------------------------------------------------|------------------------------------------------------------------|-----------------------------------|------------------------------|
| Object                                                                                                                                                                                                                                                                                                                                                                                                                                                                                               | D1900V2 - SN: 5d121                                              |                                   |                              |
| Calibration procedure(s)                                                                                                                                                                                                                                                                                                                                                                                                                                                                             | QA CAL-05.v7<br>Calibration procedure for dipole validation kits |                                   |                              |
| Calibration date:                                                                                                                                                                                                                                                                                                                                                                                                                                                                                    | March 23, 2010                                                   |                                   |                              |
| <p>This calibration certificate documents the traceability to national standards, which realize the physical units of measurements (SI).<br/>The measurements and the uncertainties with confidence probability are given on the following pages and are part of the certificate.</p> <p>All calibrations have been conducted in the closed laboratory facility: environment temperature (22 ± 3)°C and humidity &lt; 70%.</p> <p>Calibration Equipment used (M&amp;TE critical for calibration)</p> |                                                                  |                                   |                              |
| <b>Primary Standards</b>                                                                                                                                                                                                                                                                                                                                                                                                                                                                             | <b>ID #</b>                                                      | <b>Cal Date (Certificate No.)</b> | <b>Scheduled Calibration</b> |
| Power meter EPM-442A                                                                                                                                                                                                                                                                                                                                                                                                                                                                                 | GB37480704                                                       | 06-Oct-09 (No. 217-01086)         | Oct-10                       |
| Power sensor HP 8481A                                                                                                                                                                                                                                                                                                                                                                                                                                                                                | US37292783                                                       | 06-Oct-09 (No. 217-01086)         | Oct-10                       |
| Reference 20 dB Attenuator                                                                                                                                                                                                                                                                                                                                                                                                                                                                           | SN: 5086 (20g)                                                   | 31-Mar-09 (No. 217-01025)         | Mar-10                       |
| Type-N mismatch combination                                                                                                                                                                                                                                                                                                                                                                                                                                                                          | SN: 5047.2 / 06327                                               | 31-Mar-09 (No. 217-01029)         | Mar-10                       |
| Reference Probe ES3DV3                                                                                                                                                                                                                                                                                                                                                                                                                                                                               | SN: 3205                                                         | 26-Jun-09 (No. ES3-3205_Jun09)    | Jun-10                       |
| DAE4                                                                                                                                                                                                                                                                                                                                                                                                                                                                                                 | SN: 601                                                          | 02-Mar-10 (No. DAE4-601_Mar10)    | Mar-11                       |
| <b>Secondary Standards</b>                                                                                                                                                                                                                                                                                                                                                                                                                                                                           | <b>ID #</b>                                                      | <b>Check Date (in house)</b>      | <b>Scheduled Check</b>       |
| Power sensor HP 8481A                                                                                                                                                                                                                                                                                                                                                                                                                                                                                | MY41092317                                                       | 18-Oct-02 (in house check Oct-09) | In house check: Oct-11       |
| RF generator R&S SMT-06                                                                                                                                                                                                                                                                                                                                                                                                                                                                              | 100005                                                           | 4-Aug-99 (in house check Oct-09)  | In house check: Oct-11       |
| Network Analyzer HP 8753E                                                                                                                                                                                                                                                                                                                                                                                                                                                                            | US37390585 S4206                                                 | 18-Oct-01 (in house check Oct-09) | In house check: Oct-10       |
| Calibrated by:                                                                                                                                                                                                                                                                                                                                                                                                                                                                                       | Name<br>Dimce Iliev                                              | Function<br>Laboratory Technician | Signature<br>                |
| Approved by:                                                                                                                                                                                                                                                                                                                                                                                                                                                                                         | Katja Pokovic                                                    | Technical Manager                 |                              |
| Issued: March 23, 2010                                                                                                                                                                                                                                                                                                                                                                                                                                                                               |                                                                  |                                   |                              |
| This calibration certificate shall not be reproduced except in full without written approval of the laboratory.                                                                                                                                                                                                                                                                                                                                                                                      |                                                                  |                                   |                              |

**Calibration Laboratory of  
Schmid & Partner  
Engineering AG**  
Zeughausstrasse 43, 8004 Zurich, Switzerland



**S** Schweizerischer Kalibrierdienst  
**C** Service suisse d'étalonnage  
**S** Servizio svizzero di taratura  
**S** Swiss Calibration Service

Accredited by the Swiss Accreditation Service (SAS)  
The Swiss Accreditation Service is one of the signatories to the EA  
Multilateral Agreement for the recognition of calibration certificates

Accreditation No.: **SCS 108**

**Glossary:**

TSL tissue simulating liquid  
ConvF sensitivity in TSL / NORM x,y,z  
N/A not applicable or not measured

**Calibration is Performed According to the Following Standards:**

- a) IEEE Std 1528-2003, "IEEE Recommended Practice for Determining the Peak Spatial-Averaged Specific Absorption Rate (SAR) in the Human Head from Wireless Communications Devices: Measurement Techniques", December 2003
- b) IEC 62209-1, "Procedure to measure the Specific Absorption Rate (SAR) for hand-held devices used in close proximity to the ear (frequency range of 300 MHz to 3 GHz)", February 2005
- c) Federal Communications Commission Office of Engineering & Technology (FCC OET), "Evaluating Compliance with FCC Guidelines for Human Exposure to Radiofrequency Electromagnetic Fields; Additional Information for Evaluating Compliance of Mobile and Portable Devices with FCC Limits for Human Exposure to Radiofrequency Emissions", Supplement C (Edition 01-01) to Bulletin 65

**Additional Documentation:**

- d) DASY4/5 System Handbook

**Methods Applied and Interpretation of Parameters:**

- *Measurement Conditions:* Further details are available from the Validation Report at the end of the certificate. All figures stated in the certificate are valid at the frequency indicated.
- *Antenna Parameters with TSL:* The dipole is mounted with the spacer to position its feed point exactly below the center marking of the flat phantom section, with the arms oriented parallel to the body axis.
- *Feed Point Impedance and Return Loss:* These parameters are measured with the dipole positioned under the liquid filled phantom. The impedance stated is transformed from the measurement at the SMA connector to the feed point. The Return Loss ensures low reflected power. No uncertainty required.
- *Electrical Delay:* One-way delay between the SMA connector and the antenna feed point. No uncertainty required.
- *SAR measured:* SAR measured at the stated antenna input power.
- *SAR normalized:* SAR as measured, normalized to an input power of 1 W at the antenna connector.
- *SAR for nominal TSL parameters:* The measured TSL parameters are used to calculate the nominal SAR result.

**Measurement Conditions**

DASY system configuration, as far as not given on page 1.

|                              |                           |             |
|------------------------------|---------------------------|-------------|
| DASY Version                 | DASY5                     | V5.2        |
| Extrapolation                | Advanced Extrapolation    |             |
| Phantom                      | Modular Flat Phantom V5.0 |             |
| Distance Dipole Center - TSL | 10 mm                     | with Spacer |
| Zoom Scan Resolution         | dx, dy, dz = 5 mm         |             |
| Frequency                    | 1900 MHz ± 1 MHz          |             |

**Head TSL parameters**

The following parameters and calculations were applied.

|                                  | Temperature     | Permittivity | Conductivity     |
|----------------------------------|-----------------|--------------|------------------|
| Nominal Head TSL parameters      | 22.0 °C         | 40.0         | 1.40 mho/m       |
| Measured Head TSL parameters     | (22.0 ± 0.2) °C | 41.1 ± 6 %   | 1.45 mho/m ± 6 % |
| Head TSL temperature during test | (21.5 ± 0.2) °C | ----         | ----             |

**SAR result with Head TSL**

| SAR averaged over 1 cm <sup>3</sup> (1 g) of Head TSL | Condition          |                                  |
|-------------------------------------------------------|--------------------|----------------------------------|
| SAR measured                                          | 250 mW input power | 10.1 mW / g                      |
| SAR normalized                                        | normalized to 1W   | 40.4 mW / g                      |
| SAR for nominal Head TSL parameters                   | normalized to 1W   | <b>39.8 mW /g ± 17.0 % (k=2)</b> |

| SAR averaged over 10 cm <sup>3</sup> (10 g) of Head TSL | condition          |                                  |
|---------------------------------------------------------|--------------------|----------------------------------|
| SAR measured                                            | 250 mW input power | 5.30 mW / g                      |
| SAR normalized                                          | normalized to 1W   | 21.2 mW / g                      |
| SAR for nominal Head TSL parameters                     | normalized to 1W   | <b>21.1 mW /g ± 16.5 % (k=2)</b> |

**Body TSL parameters**

The following parameters and calculations were applied.

|                                  | Temperature     | Permittivity | Conductivity     |
|----------------------------------|-----------------|--------------|------------------|
| Nominal Body TSL parameters      | 22.0 °C         | 53.3         | 1.52 mho/m       |
| Measured Body TSL parameters     | (22.0 ± 0.2) °C | 54.9 ± 6 %   | 1.58 mho/m ± 6 % |
| Body TSL temperature during test | (21.5 ± 0.2) °C | ----         | ----             |

**SAR result with Body TSL**

| SAR averaged over 1 cm <sup>3</sup> (1 g) of Body TSL | Condition          |                                   |
|-------------------------------------------------------|--------------------|-----------------------------------|
| SAR measured                                          | 250 mW input power | 10.5 mW / g                       |
| SAR normalized                                        | normalized to 1W   | 42.0 mW / g                       |
| SAR for nominal Body TSL parameters                   | normalized to 1W   | <b>41.4 mW / g ± 17.0 % (k=2)</b> |

| SAR averaged over 10 cm <sup>3</sup> (10 g) of Body TSL | condition          |                                   |
|---------------------------------------------------------|--------------------|-----------------------------------|
| SAR measured                                            | 250 mW input power | 5.60 mW / g                       |
| SAR normalized                                          | normalized to 1W   | 22.4 mW / g                       |
| SAR for nominal Body TSL parameters                     | normalized to 1W   | <b>22.3 mW / g ± 16.5 % (k=2)</b> |

**Appendix**

**Antenna Parameters with Head TSL**

|                                      |                                |
|--------------------------------------|--------------------------------|
| Impedance, transformed to feed point | 50.6 $\Omega$ + 7.4 j $\Omega$ |
| Return Loss                          | - 22.7 dB                      |

**Antenna Parameters with Body TSL**

|                                      |                                |
|--------------------------------------|--------------------------------|
| Impedance, transformed to feed point | 46.1 $\Omega$ + 7.1 j $\Omega$ |
| Return Loss                          | - 21.5 dB                      |

**General Antenna Parameters and Design**

|                                  |          |
|----------------------------------|----------|
| Electrical Delay (one direction) | 1.205 ns |
|----------------------------------|----------|

After long term use with 100W radiated power, only a slight warming of the dipole near the feedpoint can be measured.

The dipole is made of standard semirigid coaxial cable. The center conductor of the feeding line is directly connected to the second arm of the dipole. The antenna is therefore short-circuited for DC-signals.

No excessive force must be applied to the dipole arms, because they might bend or the soldered connections near the feedpoint may be damaged.

**Additional EUT Data**

|                 |                 |
|-----------------|-----------------|
| Manufactured by | SPEAG           |
| Manufactured on | August 25, 2009 |

**DASY5 Validation Report for Head TSL**

Date/Time: 23.03.2010 12:23:06

Test Laboratory: SPEAG, Zurich, Switzerland

**DUT: Dipole 1900 MHz; Type: D1900V2; Serial: D1900V2 - SN:5d121**

Communication System: CW; Frequency: 1900 MHz; Duty Cycle: 1:1

Medium: HSL U11 BB

Medium parameters used:  $f = 1900$  MHz;  $\sigma = 1.45$  mho/m;  $\epsilon_r = 41.2$ ;  $\rho = 1000$  kg/m<sup>3</sup>

Phantom section: Flat Section

Measurement Standard: DASY5 (IEEE/IEC/ANSI C63.19-2007)

DASY5 Configuration:

- Probe: ES3DV3 - SN3205; ConvF(5.09, 5.09, 5.09); Calibrated: 26.06.2009
- Sensor-Surface: 3mm (Mechanical Surface Detection)
- Electronics: DAE4 Sn601; Calibrated: 02.03.2010
- Phantom: Flat Phantom 5.0 (front); Type: QD000P50AA; Serial: 1001
- Measurement SW: DASY5, V5.2 Build 157; SEMCAD X Version 14.0 Build 57


**Pin=250 mW /d=10mm, dist=3.0mm (ES-Probe)/Zoom Scan (7x7x7) /Cube 0:** Measurement grid: dx=5mm, dy=5mm, dz=5mm

Reference Value = 97.6 V/m; Power Drift = 0.00658 dB

Peak SAR (extrapolated) = 18.5 W/kg

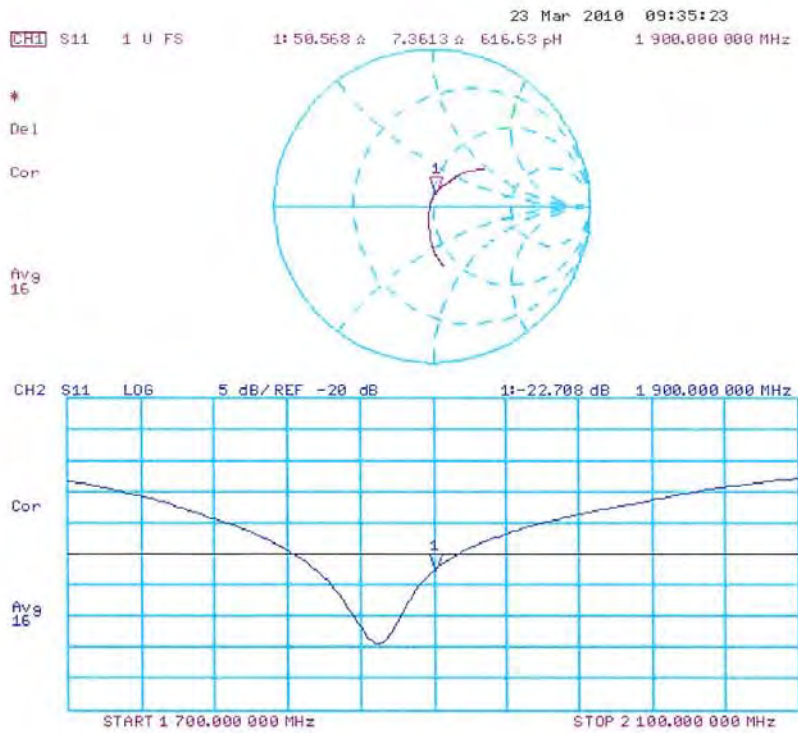
**SAR(1 g) = 10.1 mW/g; SAR(10 g) = 5.3 mW/g**

Maximum value of SAR (measured) = 12.8 mW/g



0 dB = 12.8mW/g

Impedance Measurement Plot for Head TSL



**DASY5 Validation Report for Body**

Date/Time: 17.03.2010 13:29:09

Test Laboratory: SPEAG, Zurich, Switzerland

**DUT: Dipole 1900 MHz; Type: D1900V2; Serial: D1900V2 - SN:5d121**

Communication System: CW; Frequency: 1900 MHz; Duty Cycle: 1:1

Medium: MSL U11 BB

Medium parameters used:  $f = 1900$  MHz;  $\sigma = 1.58$  mho/m;  $\epsilon_r = 55$ ;  $\rho = 1000$  kg/m<sup>3</sup>

Phantom section: Flat Section

Measurement Standard: DASY5 (IEEE/IEC/ANSI C63.19-2007)

DASY5 Configuration:

- Probe: ES3DV3 - SN3205; ConvF(4.59, 4.59, 4.59); Calibrated: 26.06.2009
- Sensor-Surface: 3mm (Mechanical Surface Detection)
- Electronics: DAE4 Sn601; Calibrated: 02.03.2010
- Phantom: Flat Phantom 5.0 (back); Type: QD000P50AA; Serial: 1002
- Measurement SW: DASY5, V5.2 Build 157; SEMCAD X Version 14.0 Build 57

**Pin250 mW /d=10mm, dist=3.0mm (ES-Probe)/Zoom Scan (7x7x7) /Cube 0: Measurement**

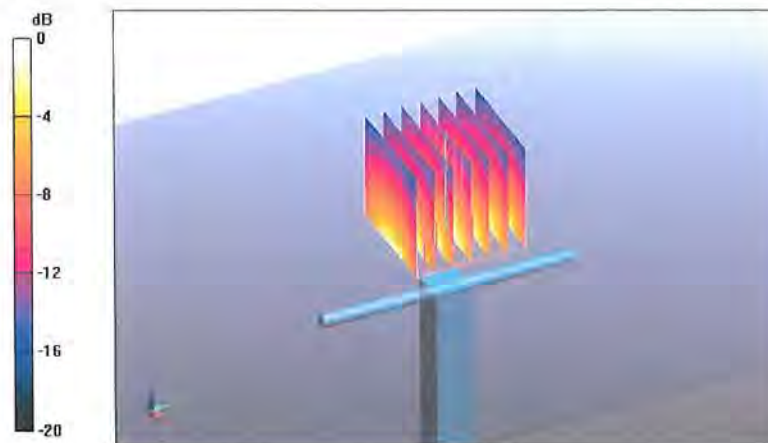
grid: dx=5mm, dy=5mm, dz=5mm

Reference Value = 97 V/m; Power Drift = 0.00345 dB

Peak SAR (extrapolated) = 17.6 W/kg

**SAR(1 g) = 10.5 mW/g; SAR(10 g) = 5.6 mW/g**

Maximum value of SAR (measured) = 13.3 mW/g



0 dB = 13.3mW/g



Impedance Measurement Plot for Body TSL

