


EXHIBIT C - EUT INTERNAL PHOTOGRAPHS

EUT – Cover off View 1



EUT – Cover off View 2




EUT – Cover off View 3




EUT – Main Board 1 Top View




EUT – Main Board Top 1 Shielding off View




EUT – Main Board 1 Bottom View



EUT – Main Board Bottom 1 Shielding off View




EUT – Main Board 2 Top View



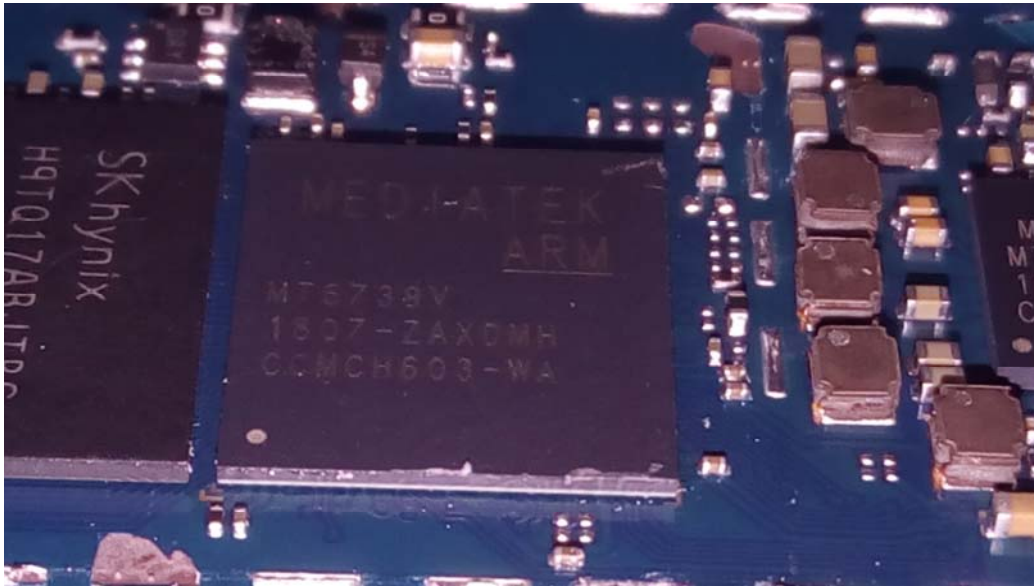
EUT – Main Board 2 Bottom View




EUT – Main Chip 1 View




EUT – Main Chip 2 View




EUT – Main Chip 3 View



EUT – Main Chip 4 View



EUT – Main Chip 5 View



EUT – Battery View



EUT – Battery Label View

<p>CAUTION</p> <ul style="list-style-type: none">- Do not expose to high temperature (140°F/60°C).- Do not disassemble.- Do not allow metal objects to contact or short circuit the battery terminals.- Do not incinerate or expose to fire.- To dispose of property. <p>PRECAUCION</p> <ul style="list-style-type: none">- No la exponga a altas temperaturas. 60°C(140°F)- No la desarme.- No deje objetos metálicos en contacto o corto circuito las baterías terminales.- No la incinere o exponga al fuego.- Se deshaga apropiadamente. <p>Wrong Way</p> <p>Turn battery over to insert. Dirección Equivocada. Inserte la batería al revés.</p>	<p>⊕ ⊖</p> <h1>AMGOO</h1> <p>Li-Polymer Battery Model:AM537 Charging Voltage Limited: 4.35V 2660mAh/3.8V 10.1Wh Month&Year Of Manufacture:07.18</p> <p>S/N:FSAM537170900000x</p>  <p>  </p> <p>Made in China This Side Up</p>
---	--