

DUT: Smartphone; Type: AM518;

Communication System: GSM bands; Frequency: 836.6 MHz; Duty Cycle: 1:8

Medium parameters used: $f = 836.6$ MHz; $\sigma = 0.89$ mho/m; $\epsilon_r = 41.32$; $\rho = 1000$ kg/m³

Phantom section: Left Section

DASY4 Configuration:

- Probe: EX3DV4 – SN7382; ConvF(10.50, 10.50, 10.50); Calibrated: 26/10/2016

- Sensor-Surface: 4mm (Mechanical Surface Detection)

- Electronics: DAE – SN772; Calibrated: 25/10/2016

- Phantom: TWIN SAM; Type: Twin SAM V5.0; Serial: 1909

- Measurement SW: DASY4, V4.5 Build 19; Postprocessing SW: SEMCAD, V1.8 Build 145

Left Cheek/GSM 850 Mid/Area Scan (101x121x1): Measurement grid: dx=10mm, dy=10mm

Maximum value of SAR (interpolated) = 0.226 mW/g

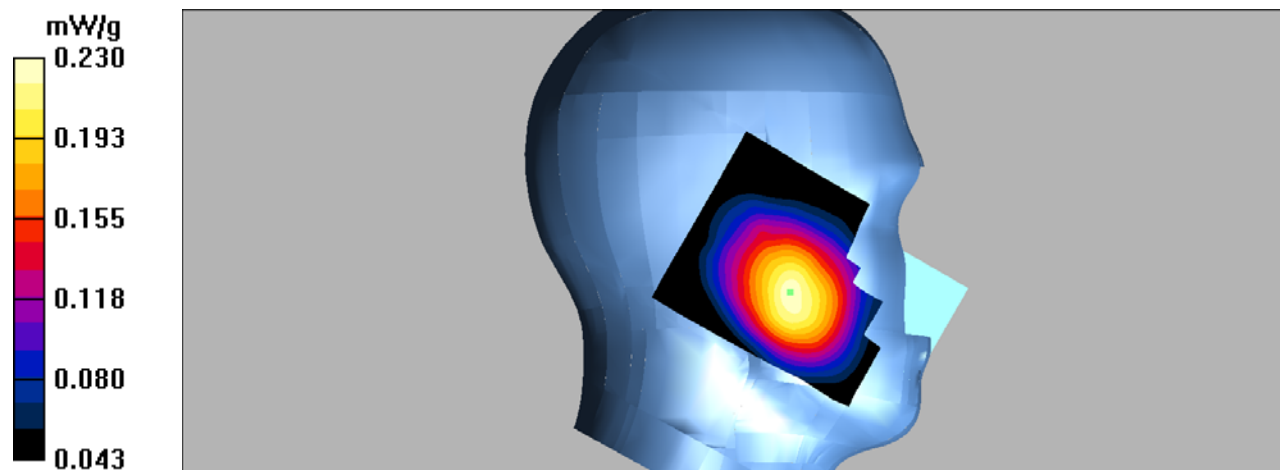
Left Cheek/GSM 850 Mid/Zoom Scan (7x7x7)/Cube 0: Measurement grid: dx=5mm, dy=5mm, dz=5mm

Reference Value = 6.75 V/m; Power Drift = 0.065 dB

Peak SAR (extrapolated) = 0.259 W/kg

SAR(1 g) = 0.218 mW/g; SAR(10 g) = 0.173 mW/g

Maximum value of SAR (measured) = 0.230 mW/g



DUT: Smartphone; Type: AM518;

Communication System: GSM bands; Frequency: 836.6 MHz; Duty Cycle: 1:8

Medium parameters used: $f = 836.6$ MHz; $\sigma = 0.89$ mho/m; $\epsilon_r = 41.32$; $\rho = 1000$ kg/m³

Phantom section: Left Section

DASY4 Configuration:

- Probe: EX3DV4 – SN7382; ConvF(10.50, 10.50, 10.50); Calibrated: 26/10/2016

- Sensor-Surface: 4mm (Mechanical Surface Detection)

- Electronics: DAE – SN772; Calibrated: 25/10/2016

- Phantom: TWIN SAM; Type: Twin SAM V5.0; Serial: 1909

- Measurement SW: DASY4, V4.5 Build 19; Postprocessing SW: SEMCAD, V1.8 Build 145

Left Tilt/GSM 850 Mid/Area Scan (101x121x1): Measurement grid: dx=10mm, dy=10mm

Maximum value of SAR (interpolated) = 0.150 mW/g


Left Tilt/GSM 850 Mid/Zoom Scan (7x7x7)/Cube 0: Measurement grid: dx=5mm, dy=5mm, dz=5mm

Reference Value = 9.61 V/m; Power Drift = 0.074 dB

Peak SAR (extrapolated) = 0.174 W/kg

SAR(1 g) = 0.145 mW/g; SAR(10 g) = 0.114 mW/g

Maximum value of SAR (measured) = 0.152 mW/g



DUT: Smartphone; Type: AM518;

Communication System: GSM bands; Frequency: 836.6 MHz; Duty Cycle: 1:8

Medium parameters used: $f = 836.6$ MHz; $\sigma = 0.89$ mho/m; $\epsilon_r = 41.32$; $\rho = 1000$ kg/m³

Phantom section: Right Section

DASY4 Configuration:

- Probe: EX3DV4 – SN7382; ConvF(10.50, 10.50, 10.50); Calibrated: 26/10/2016

- Sensor-Surface: 4mm (Mechanical Surface Detection)

- Electronics: DAE – SN772; Calibrated: 25/10/2016

- Phantom: TWIN SAM; Type: Twin SAM V5.0; Serial: 1909

- Measurement SW: DASY4, V4.5 Build 19; Postprocessing SW: SEMCAD, V1.8 Build 145

Right Cheek/GSM 850 Mid/Area Scan (101x121x1): Measurement grid: dx=10mm, dy=10mm

Maximum value of SAR (interpolated) = 0.236 mW/g

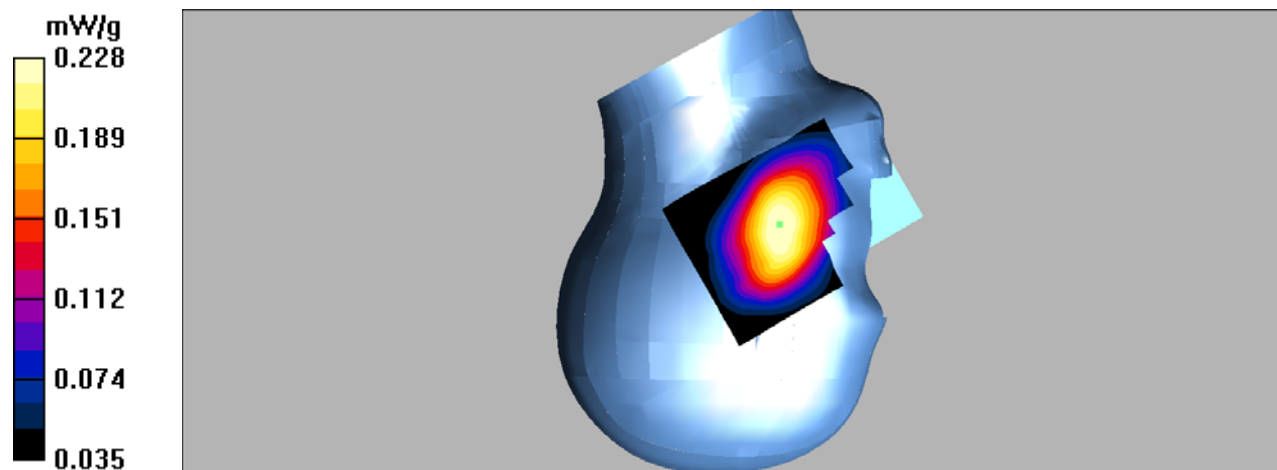
Right Cheek/GSM 850 Mid/Zoom Scan (7x7x7)/Cube 0: Measurement grid: dx=5mm, dy=5mm, dz=5mm

Reference Value = 6.36 V/m; Power Drift = -0.029 dB

Peak SAR (extrapolated) = 0.261 W/kg

SAR(1 g) = 0.219 mW/g; SAR(10 g) = 0.172 mW/g

Maximum value of SAR (measured) = 0.228 mW/g



DUT: Smartphone; Type: AM518;

Communication System: GSM bands; Frequency: 836.6 MHz; Duty Cycle: 1:8

Medium parameters used: $f = 836.6$ MHz; $\sigma = 0.89$ mho/m; $\epsilon_r = 41.32$; $\rho = 1000$ kg/m³

Phantom section: Right Section

DASY4 Configuration:

- Probe: EX3DV4 – SN7382; ConvF(10.50, 10.50, 10.50); Calibrated: 26/10/2016

- Sensor-Surface: 4mm (Mechanical Surface Detection)

- Electronics: DAE – SN772; Calibrated: 25/10/2016

- Phantom: TWIN SAM; Type: Twin SAM V5.0; Serial: 1909

- Measurement SW: DASY4, V4.5 Build 19; Postprocessing SW: SEMCAD, V1.8 Build 145

Right Tilt/GSM 850 Mid/Area Scan (101x121x1): Measurement grid: dx=10mm, dy=10mm

Maximum value of SAR (interpolated) = 0.150 mW/g

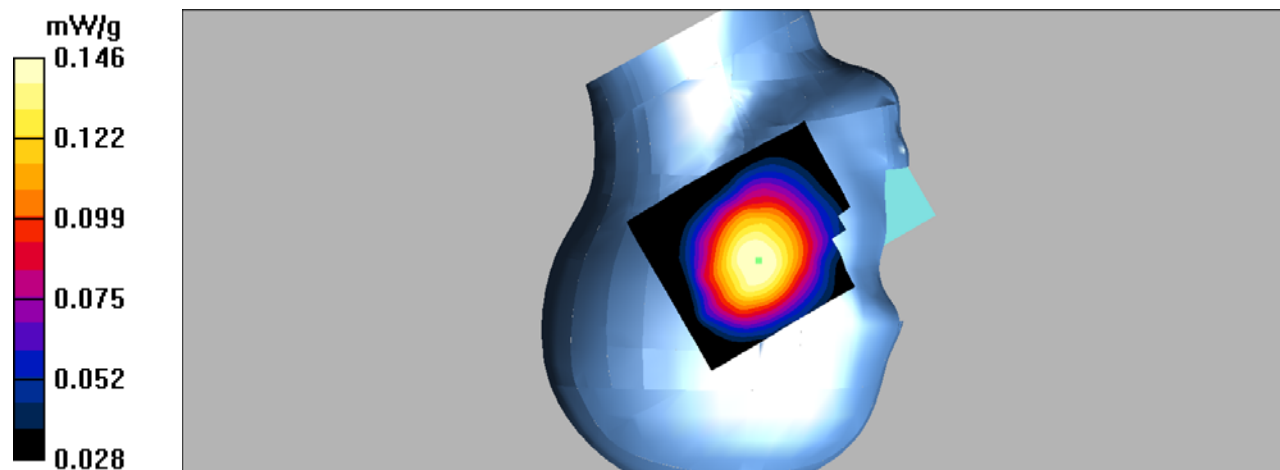
Right Tilt/GSM 850 Mid/Zoom Scan (7x7x7)/Cube 0: Measurement grid: dx=5mm, dy=5mm, dz=5mm

Reference Value = 8.85 V/m; Power Drift = 0.038 dB

Peak SAR (extrapolated) = 0.168 W/kg

SAR(1 g) = 0.140 mW/g; SAR(10 g) = 0.111 mW/g

Maximum value of SAR (measured) = 0.146 mW/g



DUT: Smartphone; Type: AM518;

Communication System: GSM bands; Frequency: 836.6 MHz; Duty Cycle: 1:8

Medium parameters used: $f = 836.6$ MHz; $\sigma = 0.95$ mho/m; $\epsilon_r = 55.79$; $\rho = 1000$ kg/m³

Phantom section: Flat Section

DASY4 Configuration:

- Probe: EX3DV4 – SN7382; ConvF(10.54, 10.54, 10.54); Calibrated: 26/10/2016

- Sensor-Surface: 4mm (Mechanical Surface Detection)

- Electronics: DAE – SN772; Calibrated: 25/10/2016

- Phantom: TWIN SAM; Type: Twin SAM V5.0; Serial: 1909

- Measurement SW: DASY4, V4.5 Build 19; Postprocessing SW: SEMCAD, V1.8 Build 145

Body Worn Back/GSM 850 Mid/Area Scan (101x121x1): Measurement grid: dx=10mm, dy=10mm

Maximum value of SAR (interpolated) = 0.508 mW/g

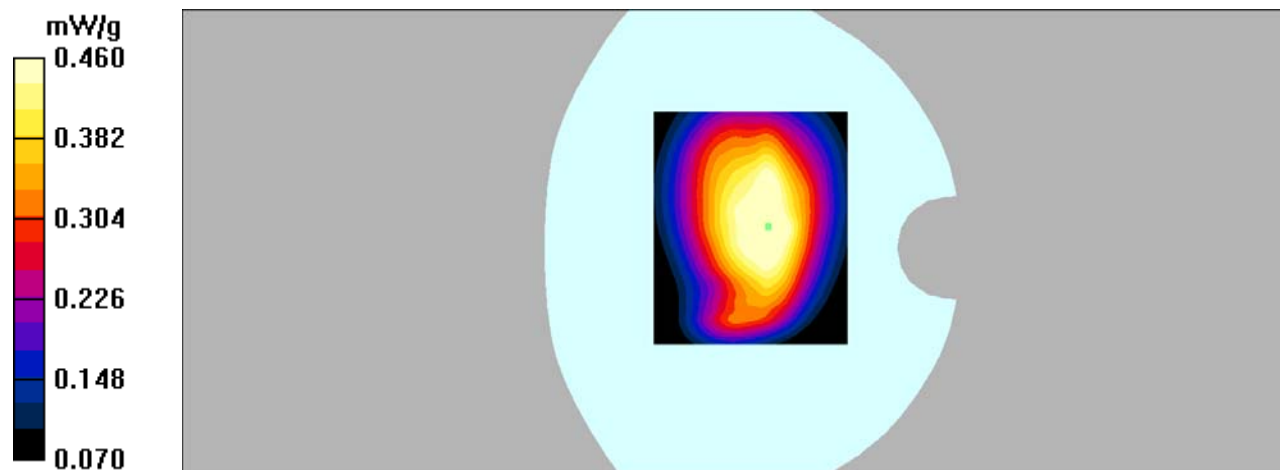
Body Worn Back/GSM 850 Mid/Zoom Scan (7x7x7)/Cube 0: Measurement grid: dx=5mm, dy=5mm, dz=5mm

Reference Value = 22.1 V/m; Power Drift = -0.079 dB

Peak SAR (extrapolated) = 0.530 W/kg

SAR(1 g) = 0.436 mW/g; SAR(10 g) = 0.338 mW/g

Maximum value of SAR (measured) = 0.460 mW/g



DUT: Smartphone; Type: AM518;

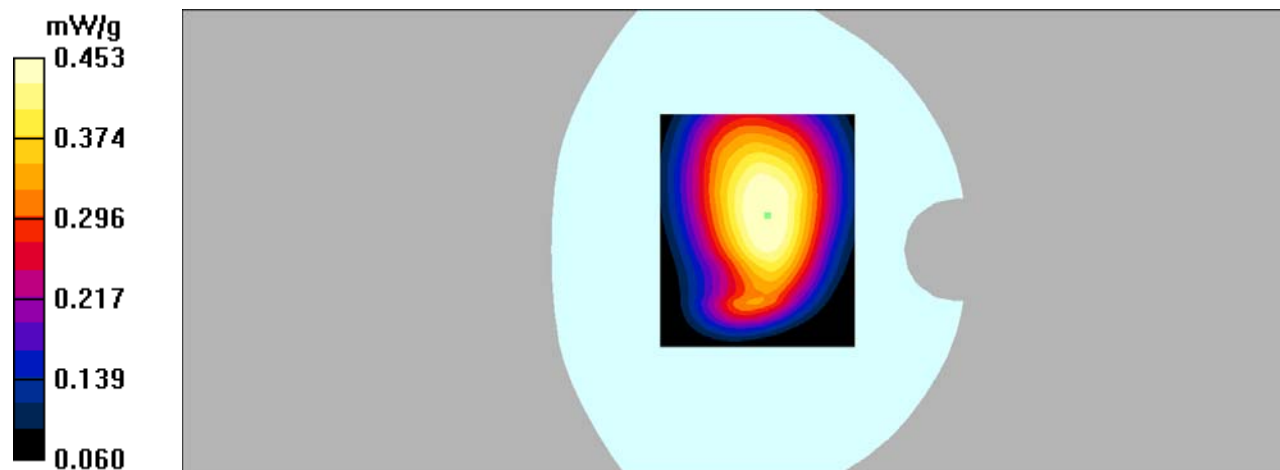
Communication System: GPRS bands-2slots; Frequency: 836.6 MHz;Duty Cycle: 1:4
Medium parameters used: $f = 836.6$ MHz; $\sigma = 0.95$ mho/m; $\epsilon_r = 55.79$; $\rho = 1000$ kg/m³
Phantom section: Flat Section

DASY4 Configuration:

- Probe: EX3DV4 – SN7382; ConvF(10.54, 10.54, 10.54); Calibrated: 26/10/2016
- Sensor-Surface: 4mm (Mechanical Surface Detection)
- Electronics: DAE – SN772; Calibrated: 25/10/2016
- Phantom: TWIN SAM; Type: Twin SAM V5.0; Serial: 1909
- Measurement SW: DASY4, V4.5 Build 19; Postprocessing SW: SEMCAD, V1.8 Build 145

Body Back/GSM 850 Mid/Area Scan (101x121x1): Measurement grid: dx=10mm, dy=10mm
Maximum value of SAR (interpolated) = 0.464 mW/g

Body Back/GSM 850 Mid/Zoom Scan (7x7x7)/Cube 0: Measurement grid: dx=5mm, dy=5mm, dz=5mm
Reference Value = 21.1 V/m; Power Drift = -0.010 dB
Peak SAR (extrapolated) = 0.517 W/kg
SAR(1 g) = 0.432 mW/g; SAR(10 g) = 0.334 mW/g
Maximum value of SAR (measured) = 0.453 mW/g



DUT: Smartphone; Type: AM518;

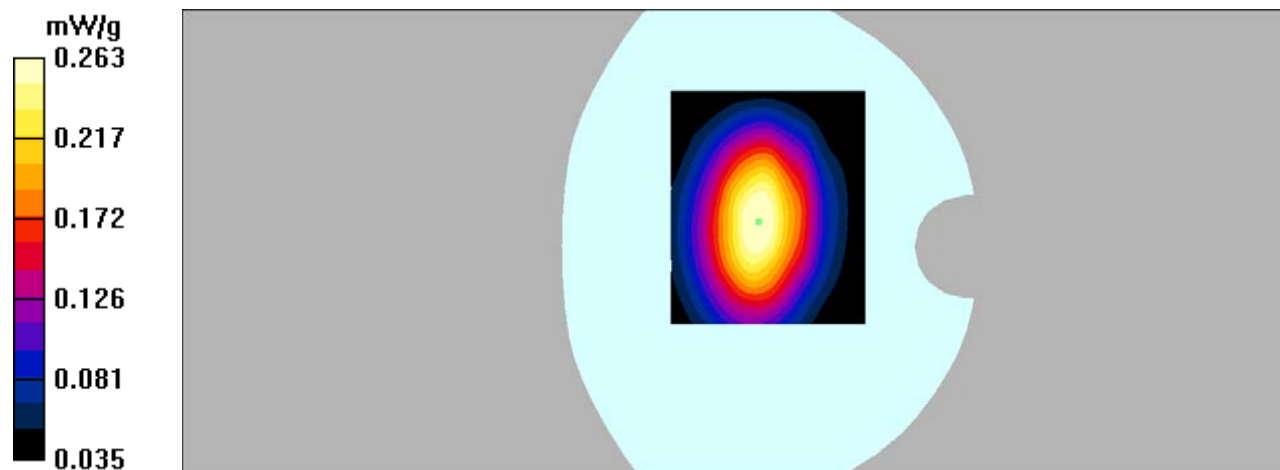
Communication System: GPRS bands-2slots; Frequency: 836.6 MHz;Duty Cycle: 1:4
Medium parameters used: $f = 836.6$ MHz; $\sigma = 0.95$ mho/m; $\epsilon_r = 55.79$; $\rho = 1000$ kg/m³
Phantom section: Flat Section

DASY4 Configuration:

- Probe: EX3DV4 – SN7382; ConvF(10.54, 10.54, 10.54); Calibrated: 26/10/2016
- Sensor-Surface: 4mm (Mechanical Surface Detection)
- Electronics: DAE – SN772; Calibrated: 25/10/2016
- Phantom: TWIN SAM; Type: Twin SAM V5.0; Serial: 1909
- Measurement SW: DASY4, V4.5 Build 19; Postprocessing SW: SEMCAD, V1.8 Build 145

Body Left/GSM 850 Mid/Area Scan (101x121x1): Measurement grid: dx=10mm, dy=10mm
Maximum value of SAR (interpolated) = 0.270 mW/g

Body Left/GSM 850 Mid/Zoom Scan (7x7x7)/Cube 0: Measurement grid: dx=5mm, dy=5mm, dz=5mm
Reference Value = 16.0 V/m; Power Drift = -0.092 dB
Peak SAR (extrapolated) = 0.326 W/kg
SAR(1 g) = 0.247 mW/g; SAR(10 g) = 0.177 mW/g
Maximum value of SAR (measured) = 0.263 mW/g



DUT: Smartphone; Type: AM518;

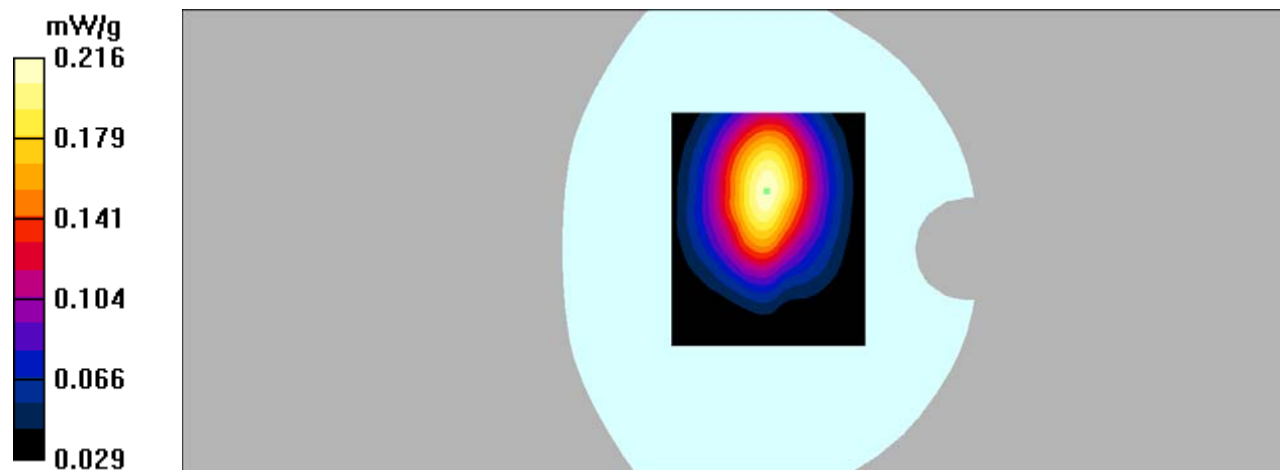
Communication System: GPRS bands-2slots; Frequency: 836.6 MHz;Duty Cycle: 1:4
Medium parameters used: $f = 836.6$ MHz; $\sigma = 0.95$ mho/m; $\epsilon_r = 55.79$; $\rho = 1000$ kg/m³
Phantom section: Flat Section

DASY4 Configuration:

- Probe: EX3DV4 – SN7382; ConvF(10.54, 10.54, 10.54); Calibrated: 26/10/2016
- Sensor-Surface: 4mm (Mechanical Surface Detection)
- Electronics: DAE – SN772; Calibrated: 25/10/2016
- Phantom: TWIN SAM; Type: Twin SAM V5.0; Serial: 1909
- Measurement SW: DASY4, V4.5 Build 19; Postprocessing SW: SEMCAD, V1.8 Build 145

Body Right/GSM 850 Mid/Area Scan (101x121x1): Measurement grid: dx=10mm, dy=10mm
Maximum value of SAR (interpolated) = 0.212 mW/g

Body Right/GSM 850 Mid/Zoom Scan (7x7x7)/Cube 0: Measurement grid: dx=5mm, dy=5mm, dz=5mm
Reference Value = 11.4 V/m; Power Drift = 0.066 dB
Peak SAR (extrapolated) = 0.268 W/kg
SAR(1 g) = 0.202 mW/g; SAR(10 g) = 0.144 mW/g
Maximum value of SAR (measured) = 0.216 mW/g



DUT: Smartphone; Type: AM518;

Communication System: GPRS bands-2slots; Frequency: 836.6 MHz;Duty Cycle: 1:4
Medium parameters used: $f = 836.6$ MHz; $\sigma = 0.95$ mho/m; $\epsilon_r = 55.79$; $\rho = 1000$ kg/m³
Phantom section: Flat Section

DASY4 Configuration:

- Probe: EX3DV4 – SN7382; ConvF(10.54, 10.54, 10.54); Calibrated: 26/10/2016
- Sensor-Surface: 4mm (Mechanical Surface Detection)
- Electronics: DAE – SN772; Calibrated: 25/10/2016
- Phantom: TWIN SAM; Type: Twin SAM V5.0; Serial: 1909
- Measurement SW: DASY4, V4.5 Build 19; Postprocessing SW: SEMCAD, V1.8 Build 145

Body Bottom/GSM 850 Mid/Area Scan (91x101x1): Measurement grid: dx=10mm, dy=10mm
Maximum value of SAR (interpolated) = 0.094 mW/g

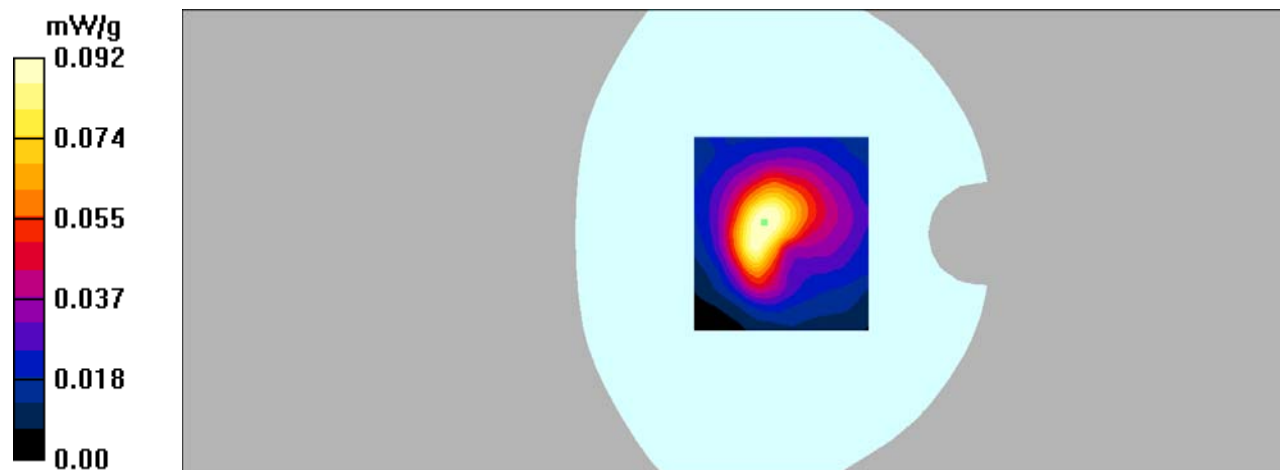
Body Bottom/GSM 850 Mid/Zoom Scan (7x7x7)/Cube 0: Measurement grid: dx=5mm, dy=5mm,
dz=5mm

Reference Value = 8.72 V/m; Power Drift = -0.083 dB

Peak SAR (extrapolated) = 0.160 W/kg

SAR(1 g) = 0.086 mW/g; SAR(10 g) = 0.051 mW/g

Maximum value of SAR (measured) = 0.092 mW/g



DUT: Smartphone; Type: AM518;

Communication System: GSM bands; Frequency: 1880 MHz; Duty Cycle: 1:8

Medium parameters used: $f = 1880$ MHz; $\sigma = 1.40$ mho/m; $\epsilon_r = 39.35$; $\rho = 1000$ kg/m³

Phantom section: Left Section

DASY4 Configuration:

- Probe: EX3DV4 – SN7382; ConvF(8.71, 8.71, 8.71); Calibrated: 26/10/2016

- Sensor-Surface: 4mm (Mechanical Surface Detection)

- Electronics: DAE – SN772; Calibrated: 25/10/2016

- Phantom: TWIN SAM; Type: Twin SAM V5.0; Serial: 1909

- Measurement SW: DASY4, V4.5 Build 19; Postprocessing SW: SEMCAD, V1.8 Build 145

Left Cheek/GSM 1900 Mid/Area Scan (91x121x1): Measurement grid: dx=10mm, dy=10mm

Maximum value of SAR (interpolated) = 0.263 mW/g

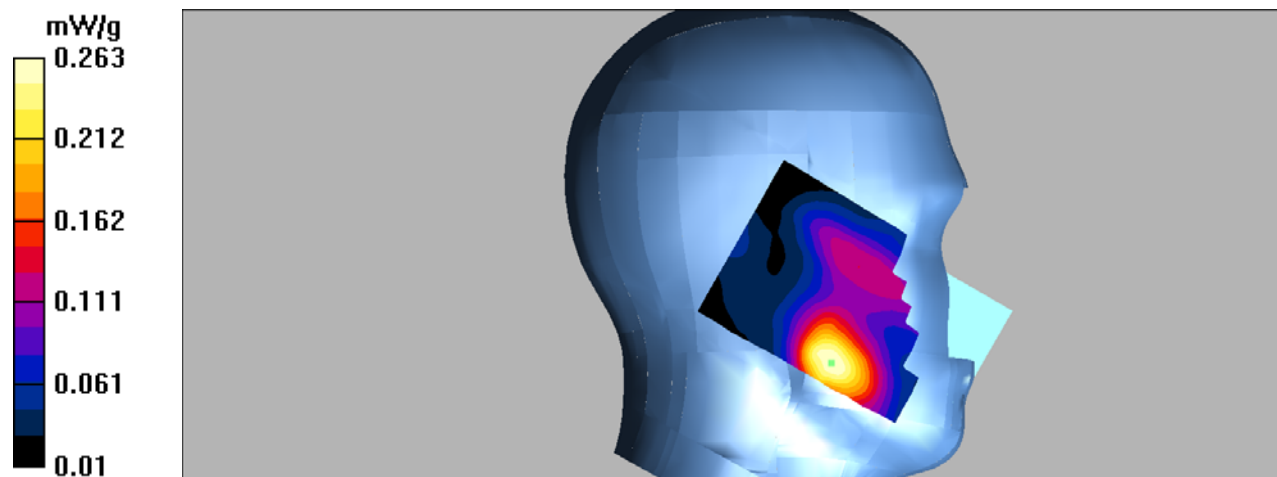
Left Cheek/GSM 1900 Mid/Zoom Scan (7x7x7)/Cube 0: Measurement grid: dx=5mm, dy=5mm, dz=5mm

Reference Value = 5.84 V/m; Power Drift = 0.035 dB

Peak SAR (extrapolated) = 0.375 W/kg

SAR(1 g) = 0.245 mW/g; SAR(10 g) = 0.152 mW/g

Maximum value of SAR (measured) = 0.263 mW/g



DUT: Smartphone; Type: AM518;

Communication System: GSM bands; Frequency: 1880 MHz; Duty Cycle: 1:8

Medium parameters used: $f = 1880$ MHz; $\sigma = 1.40$ mho/m; $\epsilon_r = 39.35$; $\rho = 1000$ kg/m³

Phantom section: Left Section

DASY4 Configuration:

- Probe: EX3DV4 – SN7382; ConvF(8.71, 8.71, 8.71); Calibrated: 26/10/2016

- Sensor-Surface: 4mm (Mechanical Surface Detection)

- Electronics: DAE – SN772; Calibrated: 25/10/2016

- Phantom: TWIN SAM; Type: Twin SAM V5.0; Serial: 1909

- Measurement SW: DASY4, V4.5 Build 19; Postprocessing SW: SEMCAD, V1.8 Build 145

Left Tilt/GSM 1900 Mid/Area Scan (101x101x1): Measurement grid: dx=10mm, dy=10mm

Maximum value of SAR (interpolated) = 0.126 mW/g


Left Tilt/GSM 1900 Mid/Zoom Scan (7x7x7)/Cube 0: Measurement grid: dx=5mm, dy=5mm, dz=5mm

Reference Value = 8.91 V/m; Power Drift = -0.026 dB

Peak SAR (extrapolated) = 0.181 W/kg

SAR(1 g) = 0.110 mW/g; SAR(10 g) = 0.064 mW/g

Maximum value of SAR (measured) = 0.125 mW/g



DUT: Smartphone; Type: AM518;

Communication System: GSM bands; Frequency: 1880 MHz; Duty Cycle: 1:8

Medium parameters used: $f = 1880$ MHz; $\sigma = 1.40$ mho/m; $\epsilon_r = 39.35$; $\rho = 1000$ kg/m³

Phantom section: Right Section

DASY4 Configuration:

- Probe: EX3DV4 – SN7382; ConvF(8.71, 8.71, 8.71); Calibrated: 26/10/2016

- Sensor-Surface: 4mm (Mechanical Surface Detection)

- Electronics: DAE – SN772; Calibrated: 25/10/2016

- Phantom: TWIN SAM; Type: Twin SAM V5.0; Serial: 1909

- Measurement SW: DASY4, V4.5 Build 19; Postprocessing SW: SEMCAD, V1.8 Build 145

Right Cheek/GSM 1900 Mid/Area Scan (91x121x1): Measurement grid: dx=10mm, dy=10mm

Maximum value of SAR (interpolated) = 0.274 mW/g

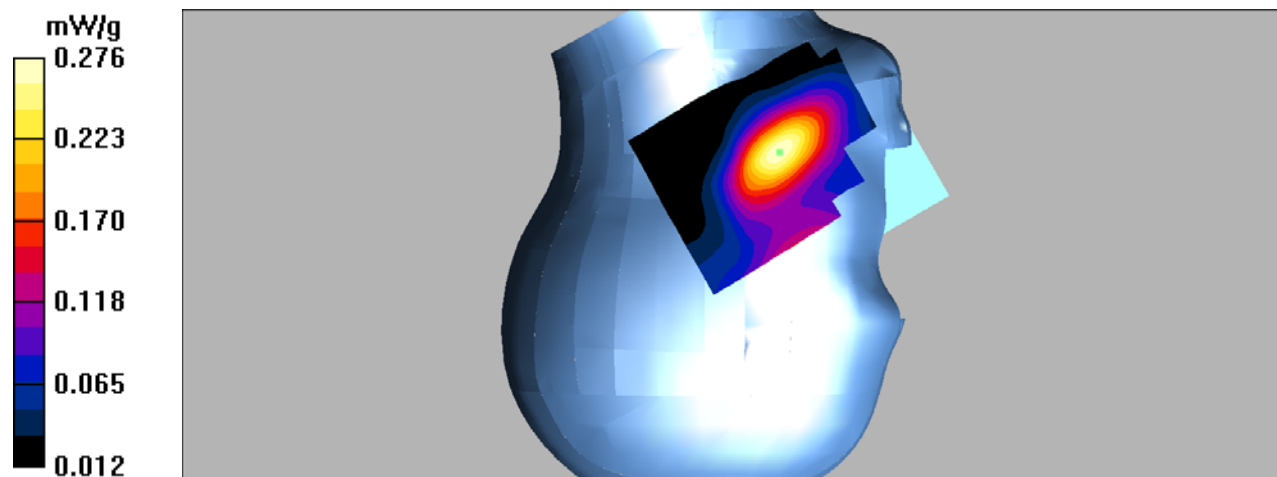
Right Cheek/GSM 1900 Mid/Zoom Scan (7x7x7)/Cube 0: Measurement grid: dx=5mm, dy=5mm, dz=5mm

Reference Value = 6.09 V/m; Power Drift = 0.040 dB

Peak SAR (extrapolated) = 0.423 W/kg

SAR(1 g) = 0.256 mW/g; SAR(10 g) = 0.153 mW/g

Maximum value of SAR (measured) = 0.276 mW/g



DUT: Smartphone; Type: AM518;

Communication System: GSM bands; Frequency: 1880 MHz; Duty Cycle: 1:8

Medium parameters used: $f = 1880$ MHz; $\sigma = 1.40$ mho/m; $\epsilon_r = 39.35$; $\rho = 1000$ kg/m³

Phantom section: Right Section

DASY4 Configuration:

- Probe: EX3DV4 – SN7382; ConvF(8.71, 8.71, 8.71); Calibrated: 26/10/2016

- Sensor-Surface: 4mm (Mechanical Surface Detection)

- Electronics: DAE – SN772; Calibrated: 25/10/2016

- Phantom: TWIN SAM; Type: Twin SAM V5.0; Serial: 1909

- Measurement SW: DASY4, V4.5 Build 19; Postprocessing SW: SEMCAD, V1.8 Build 145

Right Tilt/GSM 1900 Mid/Area Scan (101x101x1): Measurement grid: dx=10mm, dy=10mm

Maximum value of SAR (interpolated) = 0.144 mW/g

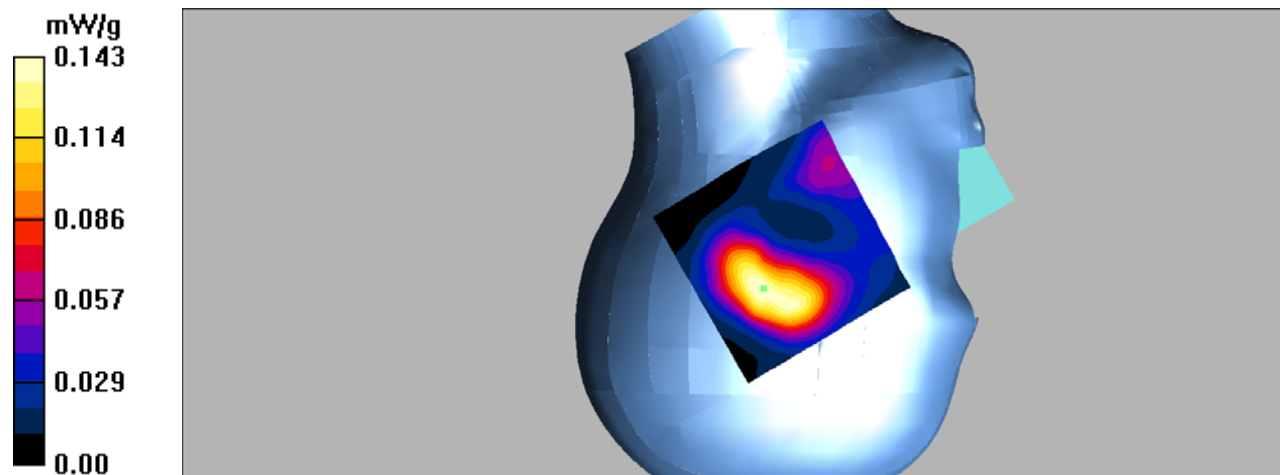
Right Tilt/GSM 1900 Mid/Zoom Scan (7x7x7)/Cube 0: Measurement grid: dx=5mm, dy=5mm, dz=5mm

Reference Value = 9.57 V/m; Power Drift = -0.060 dB

Peak SAR (extrapolated) = 0.206 W/kg

SAR(1 g) = 0.130 mW/g; SAR(10 g) = 0.081 mW/g

Maximum value of SAR (measured) = 0.143 mW/g



DUT: Smartphone; Type: AM518;

Communication System: GSM bands; Frequency: 1880 MHz; Duty Cycle: 1:8

Medium parameters used: $f = 1880$ MHz; $\sigma = 1.52$ mho/m; $\epsilon_r = 52.64$; $\rho = 1000$ kg/m³

Phantom section: Flat Section

DASY4 Configuration:

- Probe: EX3DV4 – SN7382; ConvF(8.31, 8.31, 8.31); Calibrated: 26/10/2016

- Sensor-Surface: 4mm (Mechanical Surface Detection)

- Electronics: DAE – SN772; Calibrated: 25/10/2016

- Phantom: TWIN SAM; Type: Twin SAM V5.0; Serial: 1909

- Measurement SW: DASY4, V4.5 Build 19; Postprocessing SW: SEMCAD, V1.8 Build 145

Body Worn Back/GSM 1900 Mid/Area Scan (91x101x1): Measurement grid: dx=10mm, dy=10mm

Maximum value of SAR (interpolated) = 0.459 mW/g

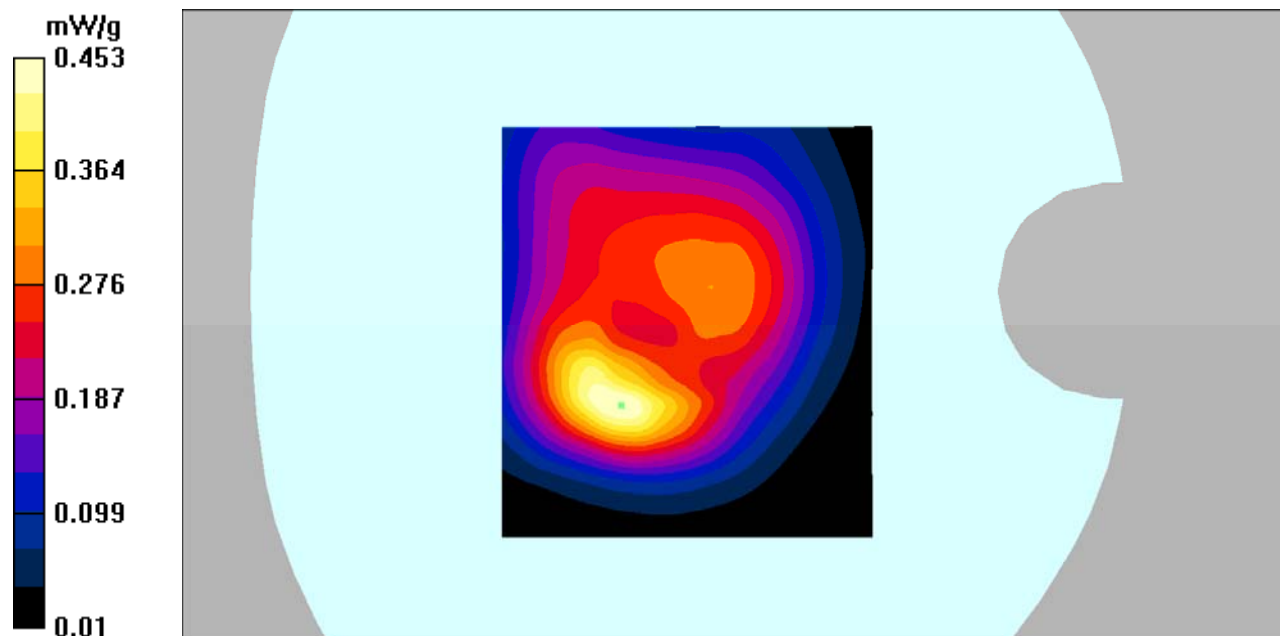
Body Worn Back/GSM 1900 Mid/Zoom Scan (7x7x7)/Cube 0: Measurement grid: dx=5mm, dy=5mm, dz=5mm

Reference Value = 13.9 V/m; Power Drift = 0.109 dB

Peak SAR (extrapolated) = 0.841 W/kg

SAR(1 g) = 0.413 mW/g; SAR(10 g) = 0.213 mW/g

Maximum value of SAR (measured) = 0.453 mW/g



DUT: Smartphone; Type: AM518;

Communication System: GPRS bands-2slots; Frequency: 1909.8 MHz;Duty Cycle: 1:4
Medium parameters used: $f = 1909.8$ MHz; $\sigma = 1.51$ mho/m; $\epsilon_r = 52.04$; $\rho = 1000$ kg/m³
Phantom section: Flat Section

DASY4 Configuration:

- Probe: EX3DV4 – SN7382; ConvF(8.31, 8.31, 8.31); Calibrated: 26/10/2016
- Sensor-Surface: 4mm (Mechanical Surface Detection)
- Electronics: DAE – SN772; Calibrated: 25/10/2016
- Phantom: TWIN SAM; Type: Twin SAM V5.0; Serial: 1909
- Measurement SW: DASY4, V4.5 Build 19; Postprocessing SW: SEMCAD, V1.8 Build 145

Body Back/GSM 1900 High/Area Scan (91x101x1): Measurement grid: dx=10mm, dy=10mm
Maximum value of SAR (interpolated) = 0.460 mW/g

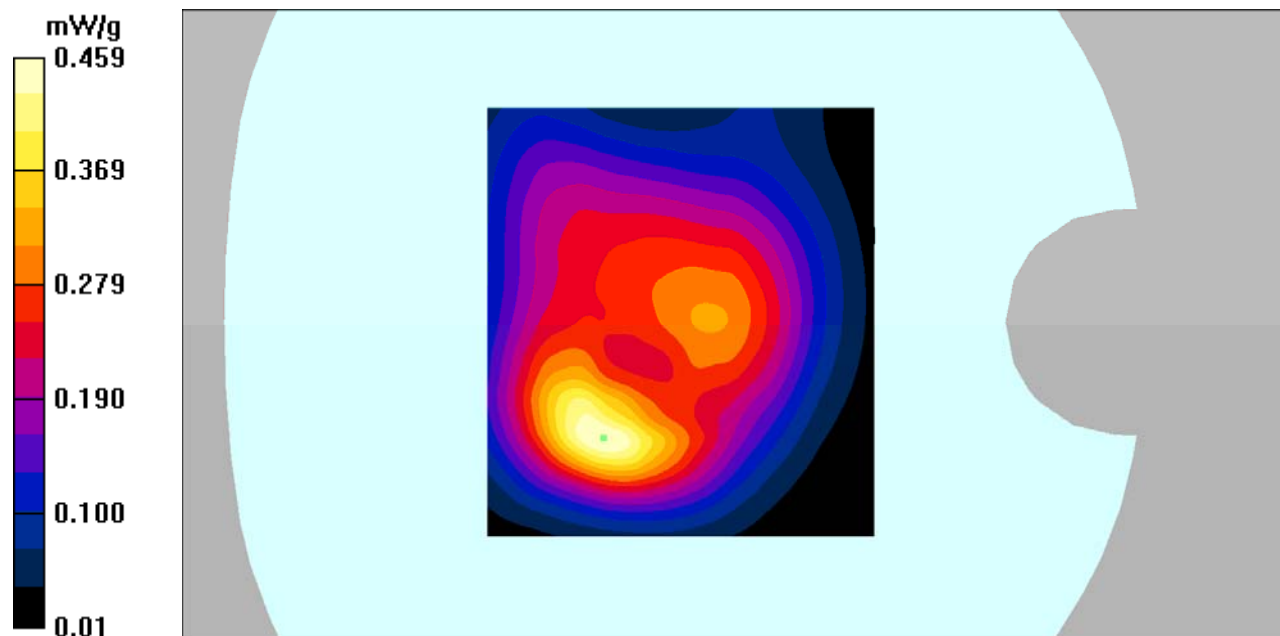
Body Back/GSM 1900 High/Zoom Scan (7x7x7)/Cube 0: Measurement grid: dx=5mm, dy=5mm,
dz=5mm

Reference Value = 14.2 V/m; Power Drift = -0.036 dB

Peak SAR (extrapolated) = 0.840 W/kg

SAR(1 g) = 0.416 mW/g; SAR(10 g) = 0.215 mW/g

Maximum value of SAR (measured) = 0.459 mW/g



DUT: Smartphone; Type: AM518;

Communication System: GPRS bands-2slots; Frequency: 1909.8 MHz;Duty Cycle: 1:4
Medium parameters used: $f = 1909.8$ MHz; $\sigma = 1.51$ mho/m; $\epsilon_r = 52.04$; $\rho = 1000$ kg/m³
Phantom section: Flat Section

DASY4 Configuration:

- Probe: EX3DV4 – SN7382; ConvF(8.31, 8.31, 8.31); Calibrated: 26/10/2016
- Sensor-Surface: 4mm (Mechanical Surface Detection)
- Electronics: DAE – SN772; Calibrated: 25/10/2016
- Phantom: TWIN SAM; Type: Twin SAM V5.0; Serial: 1909
- Measurement SW: DASY4, V4.5 Build 19; Postprocessing SW: SEMCAD, V1.8 Build 145

Body Left/GSM 1900 High/Area Scan (81x161x1): Measurement grid: dx=10mm, dy=10mm
Maximum value of SAR (interpolated) = 0.161 mW/g

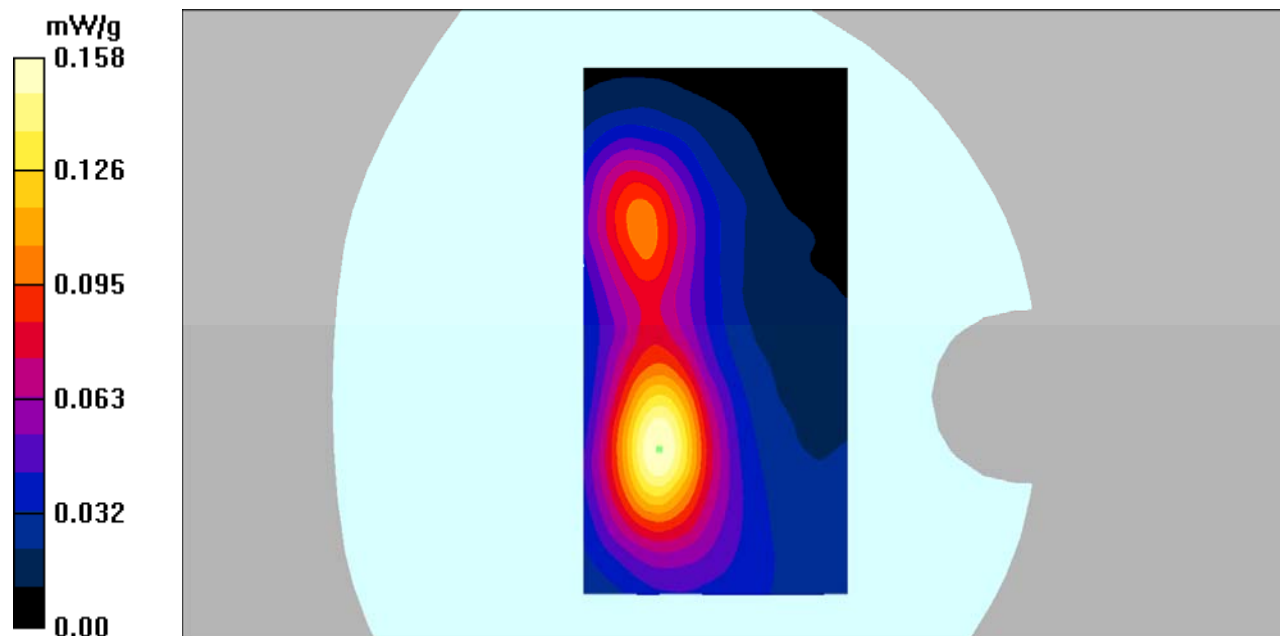
Body Left/GSM 1900 High/Zoom Scan (7x7x7)/Cube 0: Measurement grid: dx=5mm, dy=5mm,
dz=5mm

Reference Value = 8.69 V/m; Power Drift = -0.038 dB

Peak SAR (extrapolated) = 0.274 W/kg

SAR(1 g) = 0.146 mW/g; SAR(10 g) = 0.079 mW/g

Maximum value of SAR (measured) = 0.158 mW/g



DUT: Smartphone; Type: AM518;

Communication System: GPRS bands-2slots; Frequency: 1909.8 MHz;Duty Cycle: 1:4
Medium parameters used: $f = 1909.8$ MHz; $\sigma = 1.51$ mho/m; $\epsilon_r = 52.04$; $\rho = 1000$ kg/m³
Phantom section: Flat Section

DASY4 Configuration:

- Probe: EX3DV4 – SN7382; ConvF(8.31, 8.31, 8.31); Calibrated: 26/10/2016
- Sensor-Surface: 4mm (Mechanical Surface Detection)
- Electronics: DAE – SN772; Calibrated: 25/10/2016
- Phantom: TWIN SAM; Type: Twin SAM V5.0; Serial: 1909
- Measurement SW: DASY4, V4.5 Build 19; Postprocessing SW: SEMCAD, V1.8 Build 145

Body Right/GSM 1900 High/Area Scan (81x161x1): Measurement grid: dx=10mm, dy=10mm
Maximum value of SAR (interpolated) = 0.125 mW/g

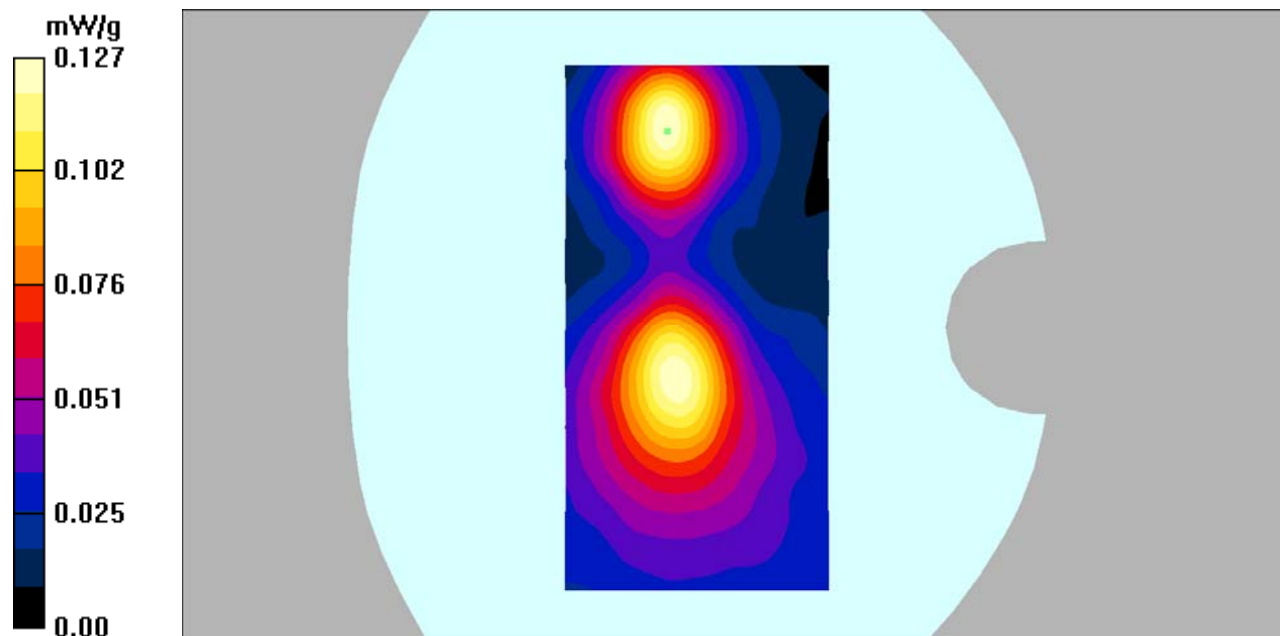
Body Right/GSM 1900 High/Zoom Scan (7x7x7)/Cube 0: Measurement grid: dx=5mm, dy=5mm,
dz=5mm

Reference Value = 7.44 V/m; Power Drift = 0.081 dB

Peak SAR (extrapolated) = 0.208 W/kg

SAR(1 g) = 0.114 mW/g; SAR(10 g) = 0.063 mW/g

Maximum value of SAR (measured) = 0.127 mW/g



DUT: Smartphone; Type: AM518;

Communication System: GPRS bands-2slots; Frequency: 1909.8 MHz;Duty Cycle: 1:4
Medium parameters used: $f = 1909.8$ MHz; $\sigma = 1.51$ mho/m; $\epsilon_r = 52.04$; $\rho = 1000$ kg/m³
Phantom section: Flat Section

DASY4 Configuration:

- Probe: EX3DV4 – SN7382; ConvF(8.31, 8.31, 8.31); Calibrated: 26/10/2016
- Sensor-Surface: 4mm (Mechanical Surface Detection)
- Electronics: DAE – SN772; Calibrated: 25/10/2016
- Phantom: TWIN SAM; Type: Twin SAM V5.0; Serial: 1909
- Measurement SW: DASY4, V4.5 Build 19; Postprocessing SW: SEMCAD, V1.8 Build 145

Body Bottom/GSM 1900 High/Area Scan (91x101x1): Measurement grid: dx=10mm, dy=10mm
Maximum value of SAR (interpolated) = 0.364 mW/g


Body Bottom/GSM 1900 High/Zoom Scan (7x7x7)/Cube 0: Measurement grid: dx=5mm, dy=5mm,
dz=5mm

Reference Value = 15.6 V/m; Power Drift = -0.019 dB

Peak SAR (extrapolated) = 0.629 W/kg

SAR(1 g) = 0.330 mW/g; SAR(10 g) = 0.172 mW/g

Maximum value of SAR (measured) = 0.369 mW/g



DUT: Smartphone; Type: AM518;

Communication System: 3G Bands; Frequency: 836.6 MHz; Duty Cycle: 1:1

Medium parameters used: $f = 836.6$ MHz; $\sigma = 0.89$ mho/m; $\epsilon_r = 41.32$; $\rho = 1000$ kg/m³

Phantom section: Left Section

DASY4 Configuration:

- Probe: EX3DV4 – SN7382; ConvF(10.50, 10.50, 10.50); Calibrated: 26/10/2016

- Sensor-Surface: 4mm (Mechanical Surface Detection)

- Electronics: DAE – SN772; Calibrated: 25/10/2016

- Phantom: TWIN SAM; Type: Twin SAM V5.0; Serial: 1909

- Measurement SW: DASY4, V4.5 Build 19; Postprocessing SW: SEMCAD, V1.8 Build 145

Left Cheek/WCDMA Band 5 Mid/Area Scan (91x121x1): Measurement grid: dx=10mm, dy=10mm

Maximum value of SAR (interpolated) = 0.190 mW/g

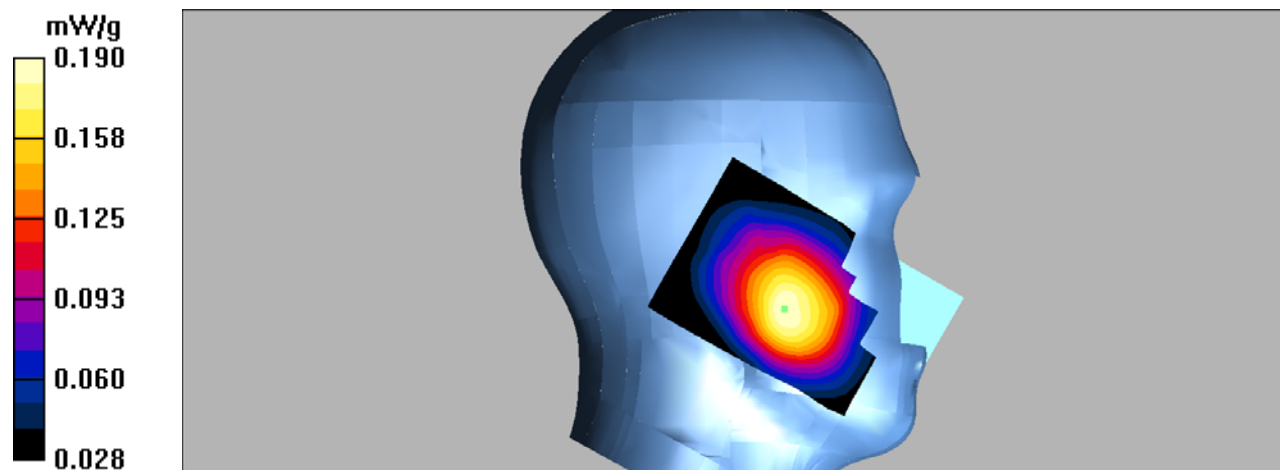
Left Cheek/WCDMA Band 5 Mid/Zoom Scan (7x7x7)/Cube 0: Measurement grid: dx=5mm, dy=5mm, dz=5mm

Reference Value = 6.08 V/m; Power Drift = -0.067 dB

Peak SAR (extrapolated) = 0.221 W/kg

SAR(1 g) = 0.180 mW/g; SAR(10 g) = 0.141 mW/g

Maximum value of SAR (measured) = 0.190 mW/g



DUT: Smartphone; Type: AM518;

Communication System: 3G Bands; Frequency: 836.6 MHz; Duty Cycle: 1:1

Medium parameters used: $f = 836.6$ MHz; $\sigma = 0.89$ mho/m; $\epsilon_r = 41.32$; $\rho = 1000$ kg/m³

Phantom section: Left Section

DASY4 Configuration:

- Probe: EX3DV4 – SN7382; ConvF(10.50, 10.50, 10.50); Calibrated: 26/10/2016

- Sensor-Surface: 4mm (Mechanical Surface Detection)

- Electronics: DAE – SN772; Calibrated: 25/10/2016

- Phantom: TWIN SAM; Type: Twin SAM V5.0; Serial: 1909

- Measurement SW: DASY4, V4.5 Build 19; Postprocessing SW: SEMCAD, V1.8 Build 145

Left Tilt/WCDMA Band 5 Mid/Area Scan (91x121x1): Measurement grid: dx=10mm, dy=10mm

Maximum value of SAR (interpolated) = 0.115 mW/g

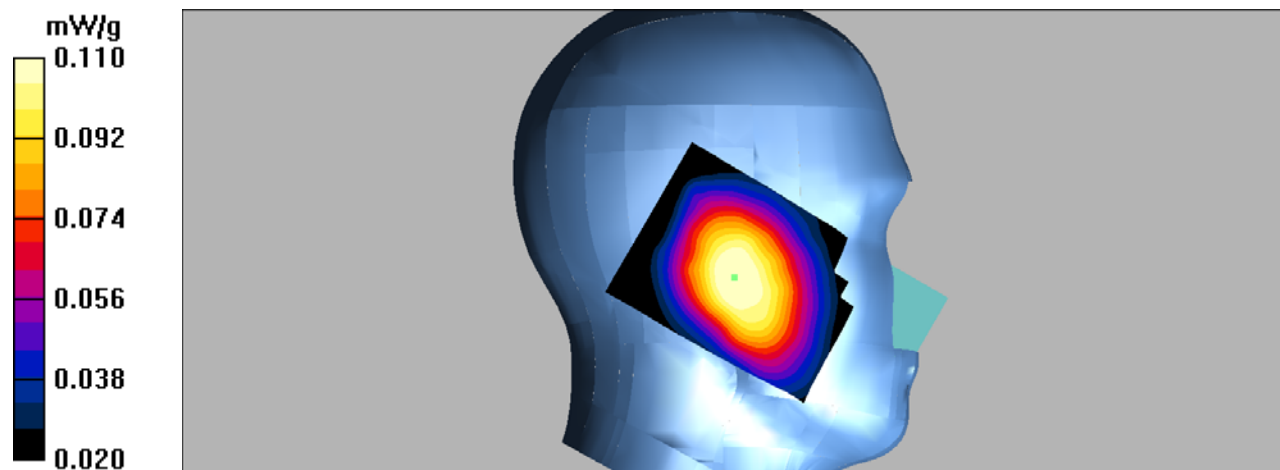
Left Tilt/WCDMA Band 5 Mid/Zoom Scan (7x7x7)/Cube 0: Measurement grid: dx=5mm, dy=5mm, dz=5mm

Reference Value = 8.38 V/m; Power Drift = -0.057 dB

Peak SAR (extrapolated) = 0.125 W/kg

SAR(1 g) = 0.105 mW/g; SAR(10 g) = 0.083 mW/g

Maximum value of SAR (measured) = 0.110 mW/g



DUT: Smartphone; Type: AM518;

Communication System: 3G Bands; Frequency: 836.6 MHz; Duty Cycle: 1:1

Medium parameters used: $f = 836.6$ MHz; $\sigma = 0.89$ mho/m; $\epsilon_r = 41.32$; $\rho = 1000$ kg/m³

Phantom section: Right Section

DASY4 Configuration:

- Probe: EX3DV4 – SN7382; ConvF(10.50, 10.50, 10.50); Calibrated: 26/10/2016

- Sensor-Surface: 4mm (Mechanical Surface Detection)

- Electronics: DAE – SN772; Calibrated: 25/10/2016

- Phantom: TWIN SAM; Type: Twin SAM V5.0; Serial: 1909

- Measurement SW: DASY4, V4.5 Build 19; Postprocessing SW: SEMCAD, V1.8 Build 145

Right Cheek/WCDMA Band 5 Mid/Area Scan (101x121x1): Measurement grid: dx=10mm, dy=10mm

Maximum value of SAR (interpolated) = 0.207 mW/g

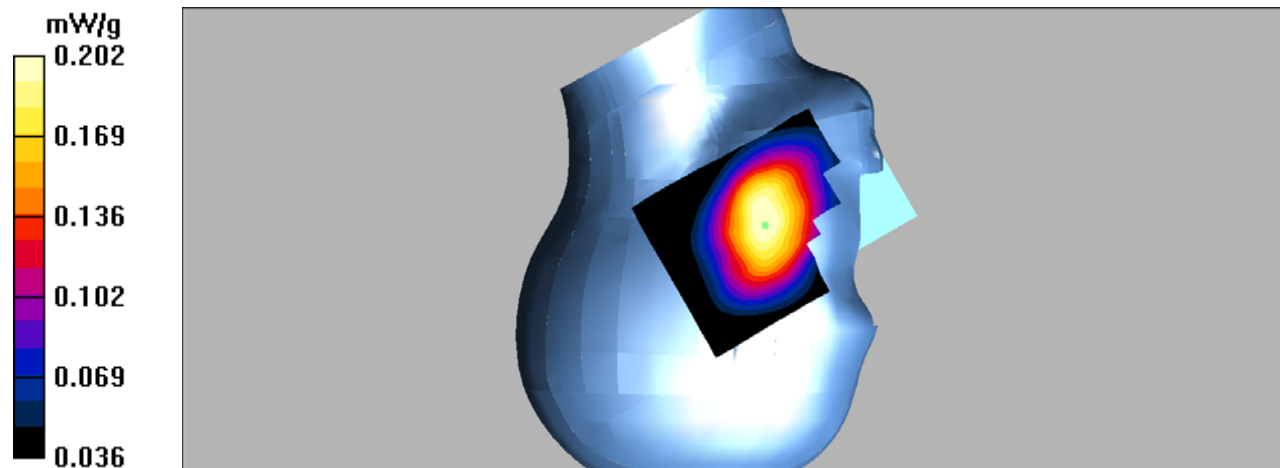
Right Cheek/WCDMA Band 5 Mid/Zoom Scan (7x7x7)/Cube 0: Measurement grid: dx=5mm, dy=5mm, dz=5mm

Reference Value = 4.24 V/m; Power Drift = -0.026 dB

Peak SAR (extrapolated) = 0.238 W/kg

SAR(1 g) = 0.193 mW/g; SAR(10 g) = 0.152 mW/g

Maximum value of SAR (measured) = 0.202 mW/g



DUT: Smartphone; Type: AM518;

Communication System: 3G Bands; Frequency: 836.6 MHz; Duty Cycle: 1:1

Medium parameters used: $f = 836.6$ MHz; $\sigma = 0.89$ mho/m; $\epsilon_r = 41.32$; $\rho = 1000$ kg/m³

Phantom section: Right Section

DASY4 Configuration:

- Probe: EX3DV4 – SN7382; ConvF(10.50, 10.50, 10.50); Calibrated: 26/10/2016

- Sensor-Surface: 4mm (Mechanical Surface Detection)

- Electronics: DAE – SN772; Calibrated: 25/10/2016

- Phantom: TWIN SAM; Type: Twin SAM V5.0; Serial: 1909

- Measurement SW: DASY4, V4.5 Build 19; Postprocessing SW: SEMCAD, V1.8 Build 145

Right Tilt/WCDMA Band 5 Mid/Area Scan (91x121x1): Measurement grid: dx=10mm, dy=10mm

Maximum value of SAR (interpolated) = 0.140 mW/g

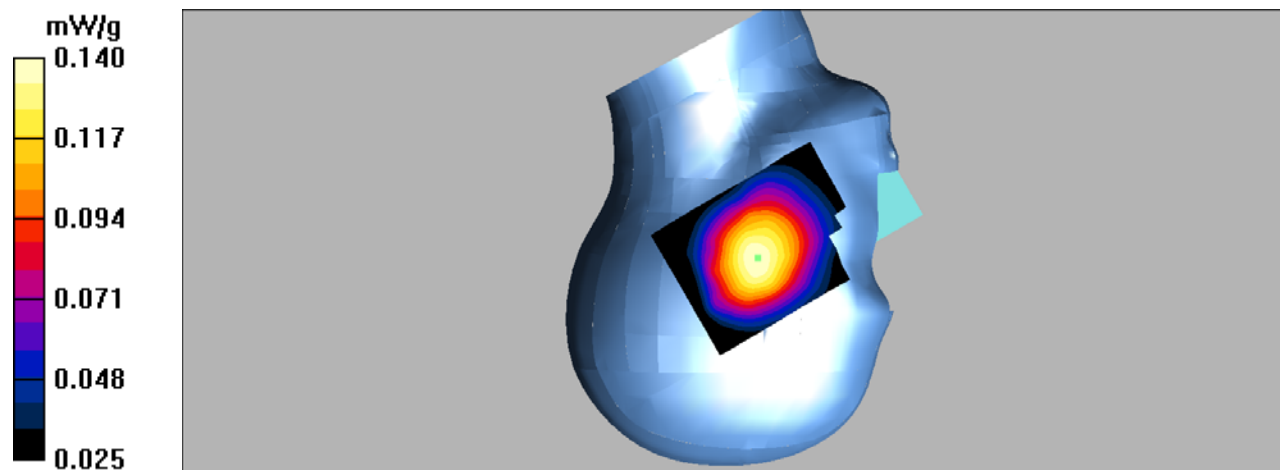
Right Tilt/WCDMA Band 5 Mid/Zoom Scan (7x7x7)/Cube 0: Measurement grid: dx=5mm, dy=5mm, dz=5mm

Reference Value = 9.07 V/m; Power Drift = -0.026 dB

Peak SAR (extrapolated) = 0.161 W/kg

SAR(1 g) = 0.134 mW/g; SAR(10 g) = 0.106 mW/g

Maximum value of SAR (measured) = 0.140 mW/g



DUT: Smartphone; Type: AM518;

Communication System: 3G Bands; Frequency: 836.6 MHz; Duty Cycle: 1:1

Medium parameters used: $f = 836.6$ MHz; $\sigma = 0.95$ mho/m; $\epsilon_r = 55.79$; $\rho = 1000$ kg/m³

Phantom section: Flat Section

DASY4 Configuration:

- Probe: EX3DV4 – SN7382; ConvF(10.54, 10.54, 10.54); Calibrated: 26/10/2016

- Sensor-Surface: 4mm (Mechanical Surface Detection)

- Electronics: DAE – SN772; Calibrated: 25/10/2016

- Phantom: TWIN SAM; Type: Twin SAM V5.0; Serial: 1909

- Measurement SW: DASY4, V4.5 Build 19; Postprocessing SW: SEMCAD, V1.8 Build 145

Body Back/WCDMA Band 5 Mid/Area Scan (101x121x1): Measurement grid: dx=10mm, dy=10mm

Maximum value of SAR (interpolated) = 0.279 mW/g

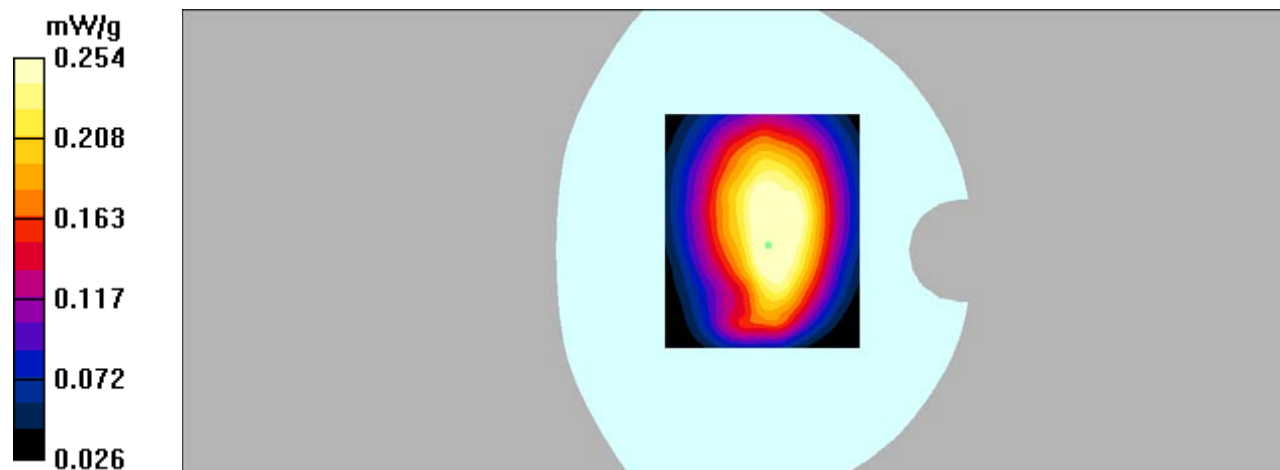
Body Back/WCDMA Band 5 Mid/Zoom Scan (7x7x7)/Cube 0: Measurement grid: dx=5mm, dy=5mm, dz=5mm

Reference Value = 16.9 V/m; Power Drift = -0.007 dB

Peak SAR (extrapolated) = 0.289 W/kg

SAR(1 g) = 0.238 mW/g; SAR(10 g) = 0.181 mW/g

Maximum value of SAR (measured) = 0.254 mW/g



DUT: Smartphone; Type: AM518;

Communication System: 3G Bands; Frequency: 836.6 MHz; Duty Cycle: 1:1

Medium parameters used: $f = 836.6$ MHz; $\sigma = 0.95$ mho/m; $\epsilon_r = 55.79$; $\rho = 1000$ kg/m³

Phantom section: Flat Section

DASY4 Configuration:

- Probe: EX3DV4 – SN7382; ConvF(10.54, 10.54, 10.54); Calibrated: 26/10/2016

- Sensor-Surface: 4mm (Mechanical Surface Detection)

- Electronics: DAE – SN772; Calibrated: 25/10/2016

- Phantom: TWIN SAM; Type: Twin SAM V5.0; Serial: 1909

- Measurement SW: DASY4, V4.5 Build 19; Postprocessing SW: SEMCAD, V1.8 Build 145

Hotspot Left/WCDMA Band 5 Mid/Area Scan (101x121x1): Measurement grid: dx=10mm, dy=10mm

Maximum value of SAR (interpolated) = 0.267 mW/g

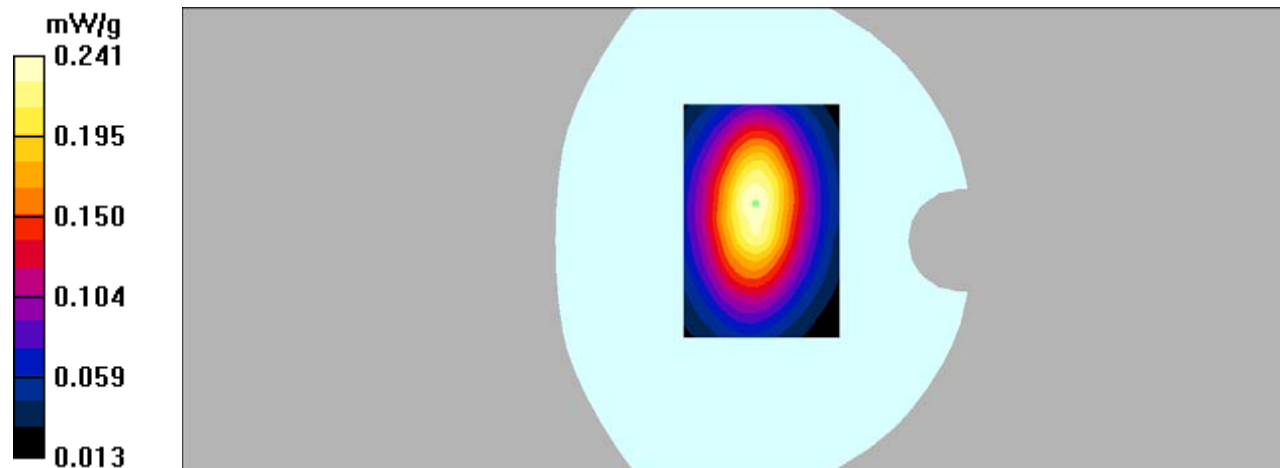
Hotspot Left/WCDMA Band 5 Mid/Zoom Scan (7x7x7)/Cube 0: Measurement grid: dx=5mm, dy=5mm, dz=5mm

Reference Value = 15.2 V/m; Power Drift = 0.067 dB

Peak SAR (extrapolated) = 0.273 W/kg

SAR(1 g) = 0.233 mW/g; SAR(10 g) = 0.178 mW/g

Maximum value of SAR (interpolated) = 0.241 mW/g



DUT: Smartphone; Type: AM518;

Communication System: 3G Bands; Frequency: 836.6 MHz; Duty Cycle: 1:1

Medium parameters used: $f = 836.6$ MHz; $\sigma = 0.95$ mho/m; $\epsilon_r = 55.79$; $\rho = 1000$ kg/m³

Phantom section: Flat Section

DASY4 Configuration:

- Probe: EX3DV4 – SN7382; ConvF(10.54, 10.54, 10.54); Calibrated: 26/10/2016

- Sensor-Surface: 4mm (Mechanical Surface Detection)

- Electronics: DAE – SN772; Calibrated: 25/10/2016

- Phantom: TWIN SAM; Type: Twin SAM V5.0; Serial: 1909

- Measurement SW: DASY4, V4.5 Build 19; Postprocessing SW: SEMCAD, V1.8 Build 145

Body Right/WCDMA Band 5 Mid/Area Scan (81x121x1): Measurement grid: dx=10mm, dy=10mm

Maximum value of SAR (interpolated) = 0.122 mW/g


Body Right/WCDMA Band 5 Mid/Zoom Scan (7x7x7)/Cube 0: Measurement grid: dx=5mm, dy=5mm, dz=5mm

Reference Value = 9.05 V/m; Power Drift = -0.039 dB

Peak SAR (extrapolated) = 0.138 W/kg

SAR(1 g) = 0.103 mW/g; SAR(10 g) = 0.069 mW/g

Maximum value of SAR (measured) = 0.113 mW/g



DUT: Smartphone; Type: AM518;

Communication System: 3G Bands; Frequency: 836.6 MHz; Duty Cycle: 1:1

Medium parameters used: $f = 836.6$ MHz; $\sigma = 0.95$ mho/m; $\epsilon_r = 55.79$; $\rho = 1000$ kg/m³

Phantom section: Flat Section

DASY4 Configuration:

- Probe: EX3DV4 – SN7382; ConvF(10.54, 10.54, 10.54); Calibrated: 26/10/2016

- Sensor-Surface: 4mm (Mechanical Surface Detection)

- Electronics: DAE – SN772; Calibrated: 25/10/2016

- Phantom: TWIN SAM; Type: Twin SAM V5.0; Serial: 1909

- Measurement SW: DASY4, V4.5 Build 19; Postprocessing SW: SEMCAD, V1.8 Build 145

Body Bottom/WCDMA Band 5 Mid/Area Scan (91x101x1): Measurement grid: dx=10mm, dy=10mm

Maximum value of SAR (interpolated) = 0.126 mW/g

Body Bottom/WCDMA Band 5 Mid/Zoom Scan (7x7x7)/Cube 0: Measurement grid: dx=5mm,

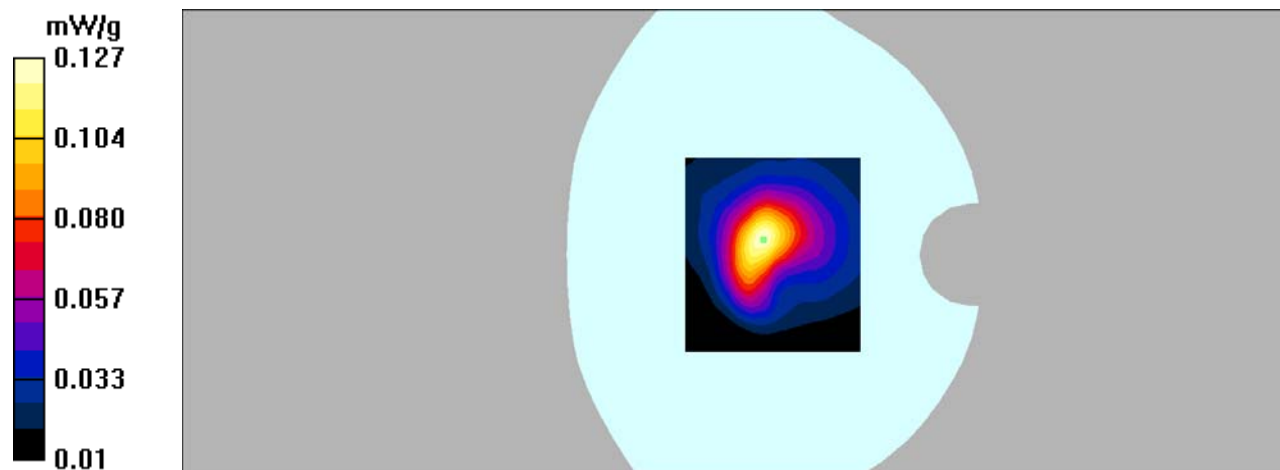
dy=5mm, dz=5mm

Reference Value = 9.98 V/m; Power Drift = -0.035 dB

Peak SAR (extrapolated) = 0.225 W/kg

SAR(1 g) = 0.115 mW/g; SAR(10 g) = 0.066 mW/g

Maximum value of SAR (measured) = 0.127 mW/g



DUT: Smartphone; Type: AM518;

Communication System: 3G Bands; Frequency: 1712.4 MHz; Duty Cycle: 1:1

Medium parameters used: $f = 1712.4$ MHz; $\sigma = 1.34$ mho/m; $\epsilon_r = 40.09$; $\rho = 1000$ kg/m³

Phantom section: Left Section

DASY4 Configuration:

- Probe: EX3DV4 – SN7382; ConvF(8.71, 8.71, 8.71); Calibrated: 26/10/2016

- Sensor-Surface: 4mm (Mechanical Surface Detection)

- Electronics: DAE – SN772; Calibrated: 25/10/2016

- Phantom: TWIN SAM; Type: Twin SAM V5.0; Serial: 1909

- Measurement SW: DASY4, V4.5 Build 19; Postprocessing SW: SEMCAD, V1.8 Build 145

Left Cheek/WCDMA Band 4 Low/Area Scan (91x121x1): Measurement grid: dx=10mm, dy=10mm

Maximum value of SAR (interpolated) = 0.578 mW/g

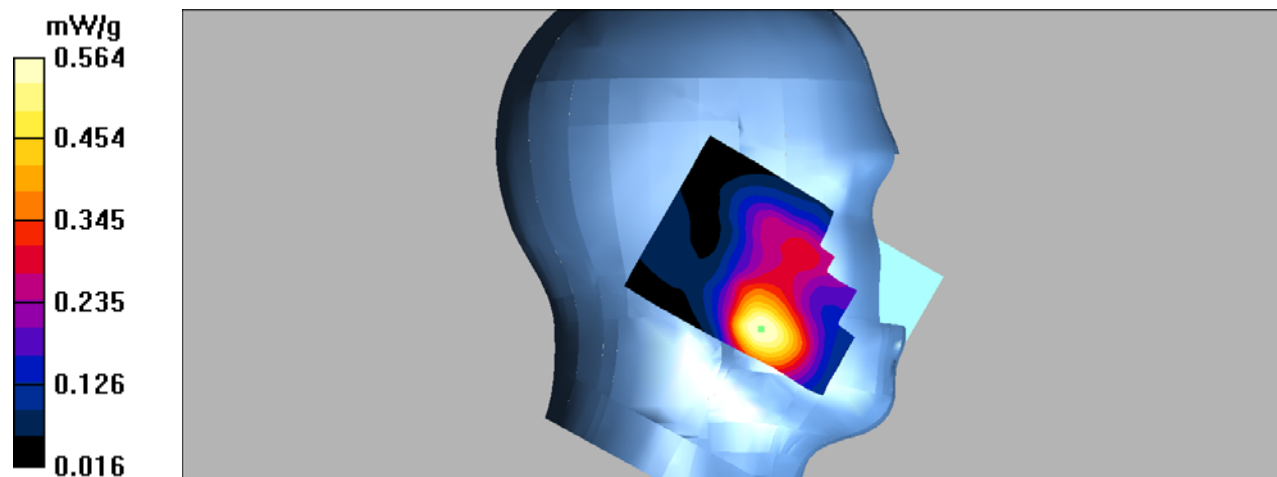
Left Cheek/WCDMA Band 4 Low/Zoom Scan (7x7x7)/Cube 0: Measurement grid: dx=5mm, dy=5mm, dz=5mm

Reference Value = 7.72 V/m; Power Drift = 0.025 dB

Peak SAR (extrapolated) = 0.749 W/kg

SAR(1 g) = 0.527 mW/g; SAR(10 g) = 0.340 mW/g

Maximum value of SAR (measured) = 0.564 mW/g



DUT: Smartphone; Type: AM518;

Communication System: 3G Bands; Frequency: 1712.4 MHz; Duty Cycle: 1:1

Medium parameters used: $f = 1712.4$ MHz; $\sigma = 1.34$ mho/m; $\epsilon_r = 40.09$; $\rho = 1000$ kg/m³

Phantom section: Left Section

DASY4 Configuration:

- Probe: EX3DV4 – SN7382; ConvF(8.71, 8.71, 8.71); Calibrated: 26/10/2016

- Sensor-Surface: 4mm (Mechanical Surface Detection)

- Electronics: DAE – SN772; Calibrated: 25/10/2016

- Phantom: TWIN SAM; Type: Twin SAM V5.0; Serial: 1909

- Measurement SW: DASY4, V4.5 Build 19; Postprocessing SW: SEMCAD, V1.8 Build 145

Left Tilt/WCDMA Band 4 Low/Area Scan (91x121x1): Measurement grid: dx=10mm, dy=10mm

Maximum value of SAR (interpolated) = 0.245 mW/g

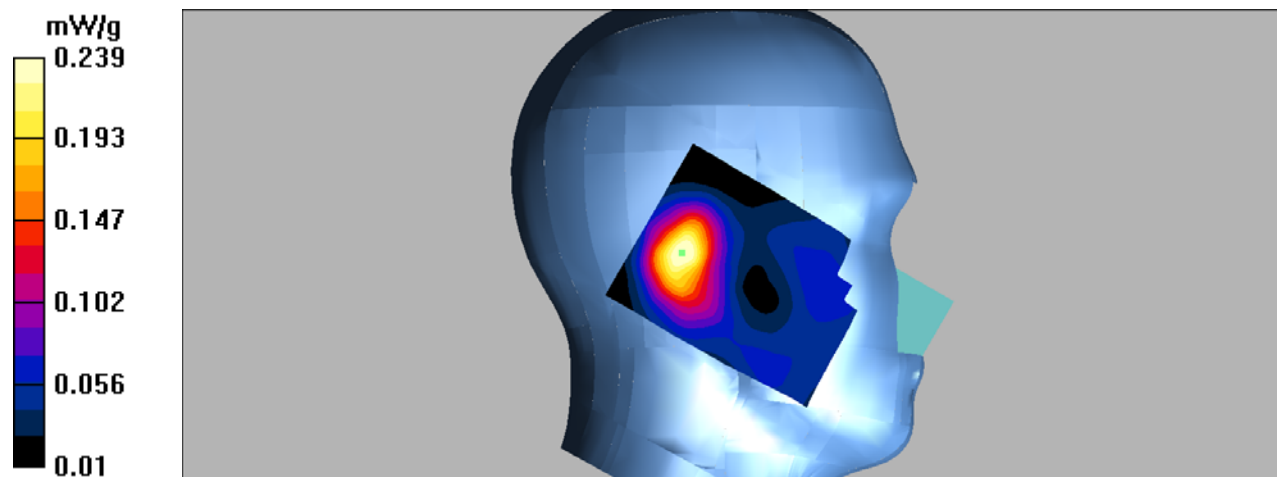
Left Tilt/WCDMA Band 4 Low/Zoom Scan (7x7x7)/Cube 0: Measurement grid: dx=5mm, dy=5mm, dz=5mm

Reference Value = 12.2 V/m; Power Drift = -0.159 dB

Peak SAR (extrapolated) = 0.342 W/kg

SAR(1 g) = 0.218 mW/g; SAR(10 g) = 0.132 mW/g

Maximum value of SAR (measured) = 0.239 mW/g



DUT: Smartphone; Type: AM518;

Communication System: 3G Bands; Frequency: 1712.4 MHz; Duty Cycle: 1:1

Medium parameters used: $f = 1712.4$ MHz; $\sigma = 1.34$ mho/m; $\epsilon_r = 40.09$; $\rho = 1000$ kg/m³

Phantom section: Right Section

DASY4 Configuration:

- Probe: EX3DV4 – SN7382; ConvF(8.71, 8.71, 8.71); Calibrated: 26/10/2016

- Sensor-Surface: 4mm (Mechanical Surface Detection)

- Electronics: DAE – SN772; Calibrated: 25/10/2016

- Phantom: TWIN SAM; Type: Twin SAM V5.0; Serial: 1909

- Measurement SW: DASY4, V4.5 Build 19; Postprocessing SW: SEMCAD, V1.8 Build 145

Right Cheek/WCDMA Band 4 Low/Area Scan (101x121x1): Measurement grid: dx=10mm, dy=10mm

Maximum value of SAR (interpolated) = 0.529 mW/g

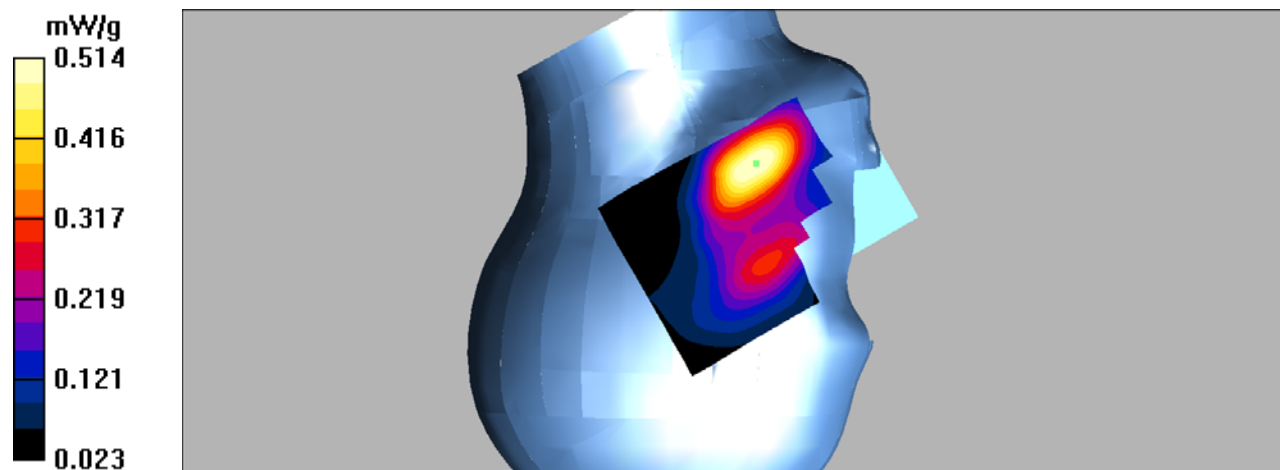
Right Cheek/WCDMA Band 4 Low/Zoom Scan (7x7x7)/Cube 0: Measurement grid: dx=5mm, dy=5mm, dz=5mm

Reference Value = 6.72 V/m; Power Drift = -0.002 dB

Peak SAR (extrapolated) = 0.724 W/kg

SAR(1 g) = 0.474 mW/g; SAR(10 g) = 0.297 mW/g

Maximum value of SAR (measured) = 0.514 mW/g



DUT: Smartphone; Type: AM518;

Communication System: 3G Bands; Frequency: 1712.4 MHz; Duty Cycle: 1:1

Medium parameters used: $f = 1712.4$ MHz; $\sigma = 1.34$ mho/m; $\epsilon_r = 40.09$; $\rho = 1000$ kg/m³

Phantom section: Right Section

DASY4 Configuration:

- Probe: EX3DV4 – SN7382; ConvF(8.71, 8.71, 8.71); Calibrated: 26/10/2016

- Sensor-Surface: 4mm (Mechanical Surface Detection)

- Electronics: DAE – SN772; Calibrated: 25/10/2016

- Phantom: TWIN SAM; Type: Twin SAM V5.0; Serial: 1909

- Measurement SW: DASY4, V4.5 Build 19; Postprocessing SW: SEMCAD, V1.8 Build 145

Right Tilt/WCDMA Band 4 Low/Area Scan (91x121x1): Measurement grid: dx=10mm, dy=10mm

Maximum value of SAR (interpolated) = 0.198 mW/g

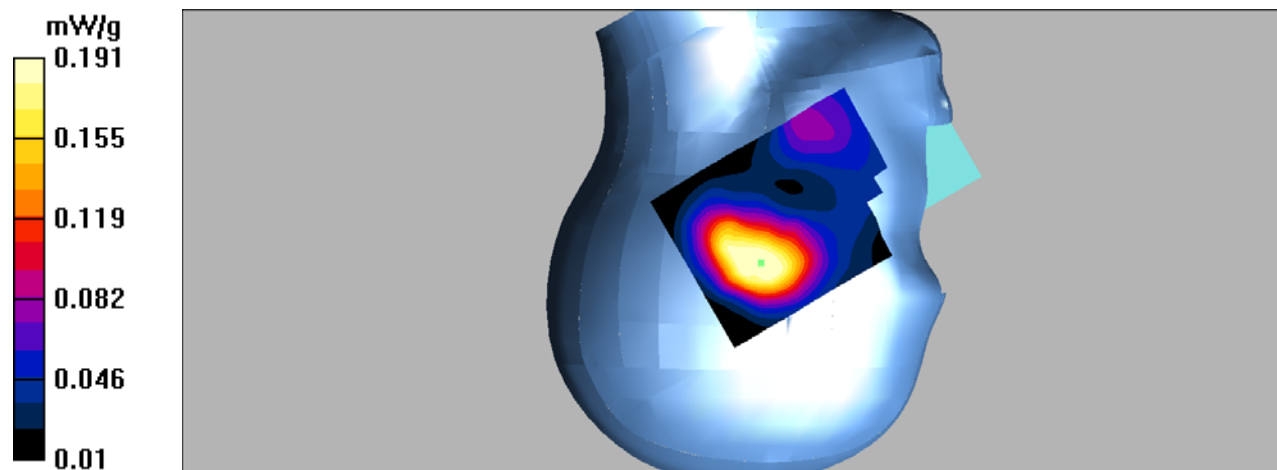
Right Tilt/WCDMA Band 4 Low/Zoom Scan (7x7x7)/Cube 0: Measurement grid: dx=5mm, dy=5mm, dz=5mm

Reference Value = 11.1 V/m; Power Drift = -0.040 dB

Peak SAR (extrapolated) = 0.263 W/kg

SAR(1 g) = 0.180 mW/g; SAR(10 g) = 0.118 mW/g

Maximum value of SAR (measured) = 0.191 mW/g



DUT: Smartphone; Type: AM518;

Communication System: 3G Bands; Frequency: 1712.4 MHz; Duty Cycle: 1:1

Medium parameters used: $f = 1712.4$ MHz; $\sigma = 1.46$ mho/m; $\epsilon_r = 53.30$; $\rho = 1000$ kg/m³

Phantom section: Flat Section

DASY4 Configuration:

- Probe: EX3DV4 – SN7382; ConvF(8.31, 8.31, 8.31); Calibrated: 26/10/2016

- Sensor-Surface: 4mm (Mechanical Surface Detection)

- Electronics: DAE – SN772; Calibrated: 25/10/2016

- Phantom: TWIN SAM; Type: Twin SAM V5.0; Serial: 1909

- Measurement SW: DASY4, V4.5 Build 19; Postprocessing SW: SEMCAD, V1.8 Build 145

Body Back/WCDMA Band 4 Low/Area Scan (91x101x1): Measurement grid: dx=10mm, dy=10mm

Maximum value of SAR (interpolated) = 0.653 mW/g

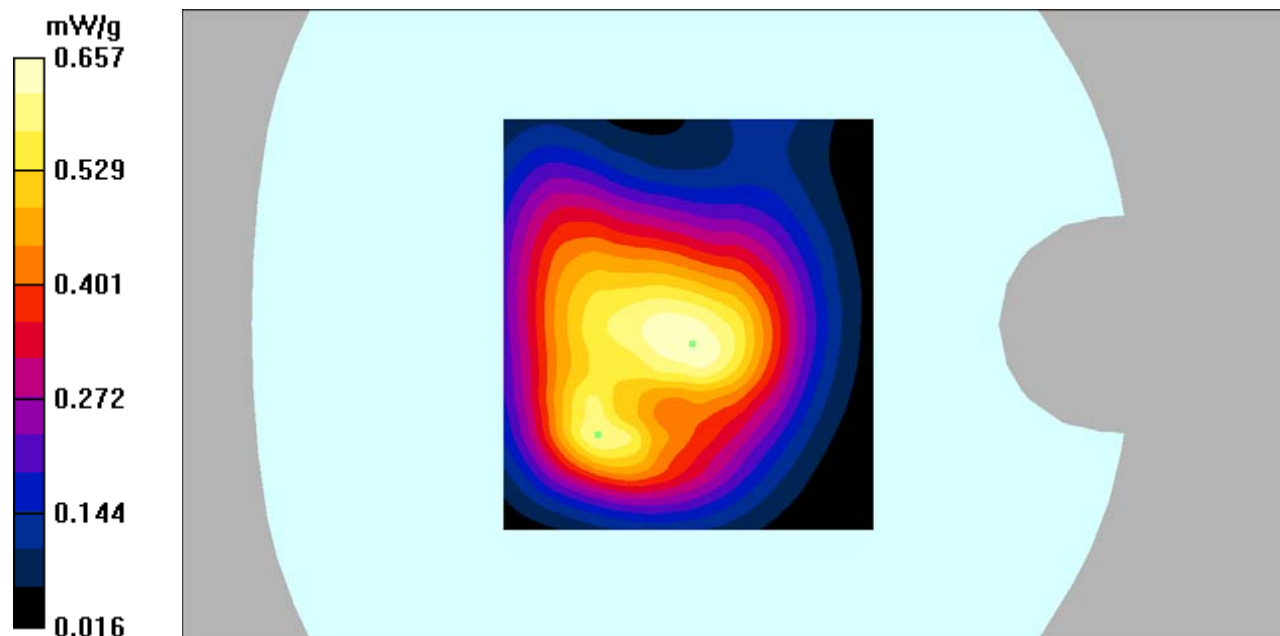
Body Back/WCDMA Band 4 Low/Zoom Scan (7x7x7)/Cube 0: Measurement grid: dx=5mm, dy=5mm, dz=5mm

Reference Value = 20.6 V/m; Power Drift = 0.155 dB

Peak SAR (extrapolated) = 1.03 W/kg

SAR(1 g) = 0.608 mW/g; SAR(10 g) = 0.361 mW/g

Maximum value of SAR (measured) = 0.657 mW/g



DUT: Smartphone; Type: AM518;

Communication System: 3G Bands; Frequency: 1712.4 MHz; Duty Cycle: 1:1

Medium parameters used: $f = 1712.4$ MHz; $\sigma = 1.46$ mho/m; $\epsilon_r = 53.30$; $\rho = 1000$ kg/m³

Phantom section: Flat Section

DASY4 Configuration:

- Probe: EX3DV4 – SN7382; ConvF(8.31, 8.31, 8.31); Calibrated: 26/10/2016

- Sensor-Surface: 4mm (Mechanical Surface Detection)

- Electronics: DAE – SN772; Calibrated: 25/10/2016

- Phantom: TWIN SAM; Type: Twin SAM V5.0; Serial: 1909

- Measurement SW: DASY4, V4.5 Build 19; Postprocessing SW: SEMCAD, V1.8 Build 145

Body Left/WCDMA Band 4 Low/Area Scan (81x161x1): Measurement grid: dx=10mm, dy=10mm

Maximum value of SAR (interpolated) = 0.171 mW/g

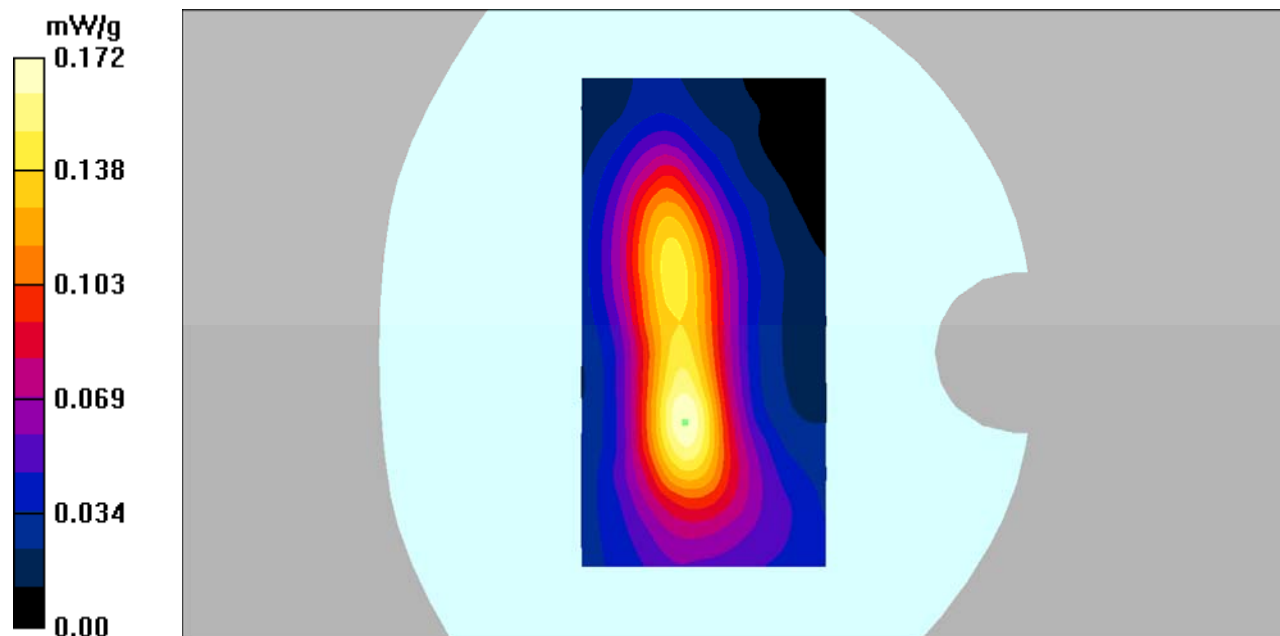
Body Left/WCDMA Band 4 Low/Zoom Scan (7x7x7)/Cube 0: Measurement grid: dx=5mm, dy=5mm, dz=5mm

Reference Value = 9.12 V/m; Power Drift = 0.035 dB

Peak SAR (extrapolated) = 0.290 W/kg

SAR(1 g) = 0.157 mW/g; SAR(10 g) = 0.088 mW/g

Maximum value of SAR (measured) = 0.172 mW/g



DUT: Smartphone; Type: AM518;

Communication System: 3G Bands; Frequency: 1712.4 MHz; Duty Cycle: 1:1

Medium parameters used: $f = 1712.4$ MHz; $\sigma = 1.46$ mho/m; $\epsilon_r = 53.30$; $\rho = 1000$ kg/m³

Phantom section: Flat Section

DASY4 Configuration:

- Probe: EX3DV4 – SN7382; ConvF(8.31, 8.31, 8.31); Calibrated: 26/10/2016

- Sensor-Surface: 4mm (Mechanical Surface Detection)

- Electronics: DAE – SN772; Calibrated: 25/10/2016

- Phantom: TWIN SAM; Type: Twin SAM V5.0; Serial: 1909

- Measurement SW: DASY4, V4.5 Build 19; Postprocessing SW: SEMCAD, V1.8 Build 145

Body Right/WCDMA Band 4 Low/Area Scan (81x161x1): Measurement grid: dx=10mm, dy=10mm

Maximum value of SAR (interpolated) = 0.174 mW/g

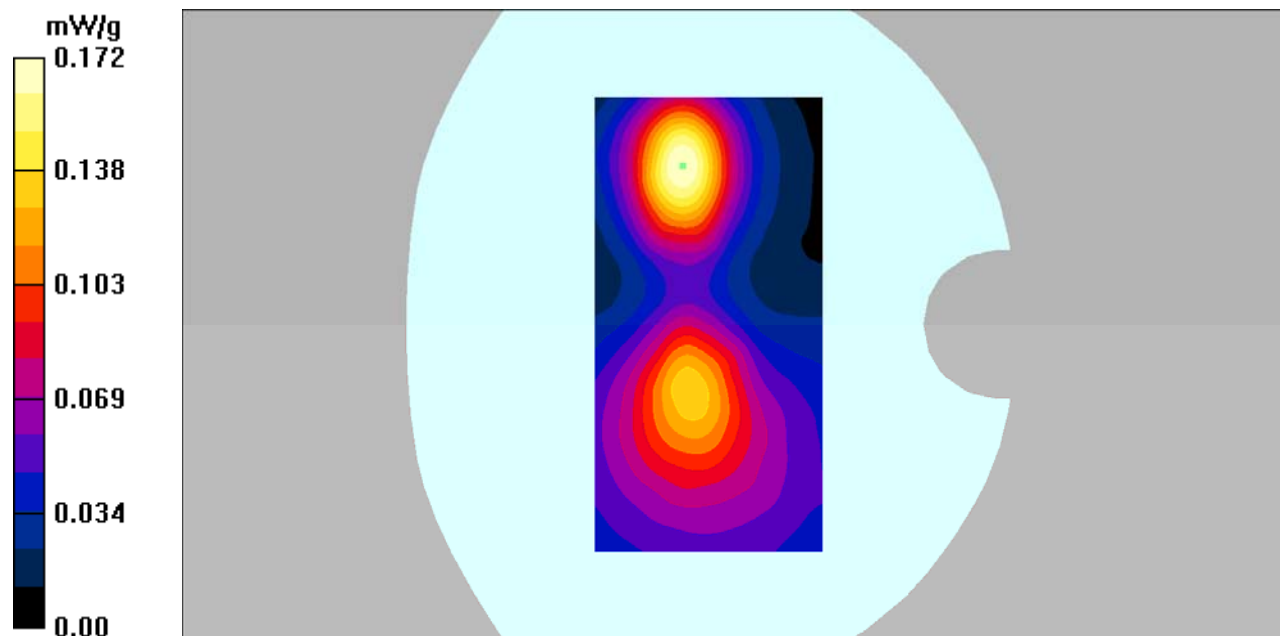
Body Right/WCDMA Band 4 Low/Zoom Scan (7x7x7)/Cube 0: Measurement grid: dx=5mm, dy=5mm, dz=5mm

Reference Value = 6.94 V/m; Power Drift = 0.067 dB

Peak SAR (extrapolated) = 0.279 W/kg

SAR(1 g) = 0.156 mW/g; SAR(10 g) = 0.090 mW/g

Maximum value of SAR (measured) = 0.172 mW/g



DUT: Smartphone; Type: AM518;

Communication System: 3G Bands; Frequency: 1712.4 MHz; Duty Cycle: 1:1

Medium parameters used: $f = 1712.4$ MHz; $\sigma = 1.46$ mho/m; $\epsilon_r = 53.30$; $\rho = 1000$ kg/m³

Phantom section: Flat Section

DASY4 Configuration:

- Probe: EX3DV4 – SN7382; ConvF(8.31, 8.31, 8.31); Calibrated: 26/10/2016

- Sensor-Surface: 4mm (Mechanical Surface Detection)

- Electronics: DAE – SN772; Calibrated: 25/10/2016

- Phantom: TWIN SAM; Type: Twin SAM V5.0; Serial: 1909

- Measurement SW: DASY4, V4.5 Build 19; Postprocessing SW: SEMCAD, V1.8 Build 145

Body Bottom/WCDMA Band 4 Low/Area Scan (91x101x1): Measurement grid: dx=10mm, dy=10mm

Maximum value of SAR (interpolated) = 0.780 mW/g

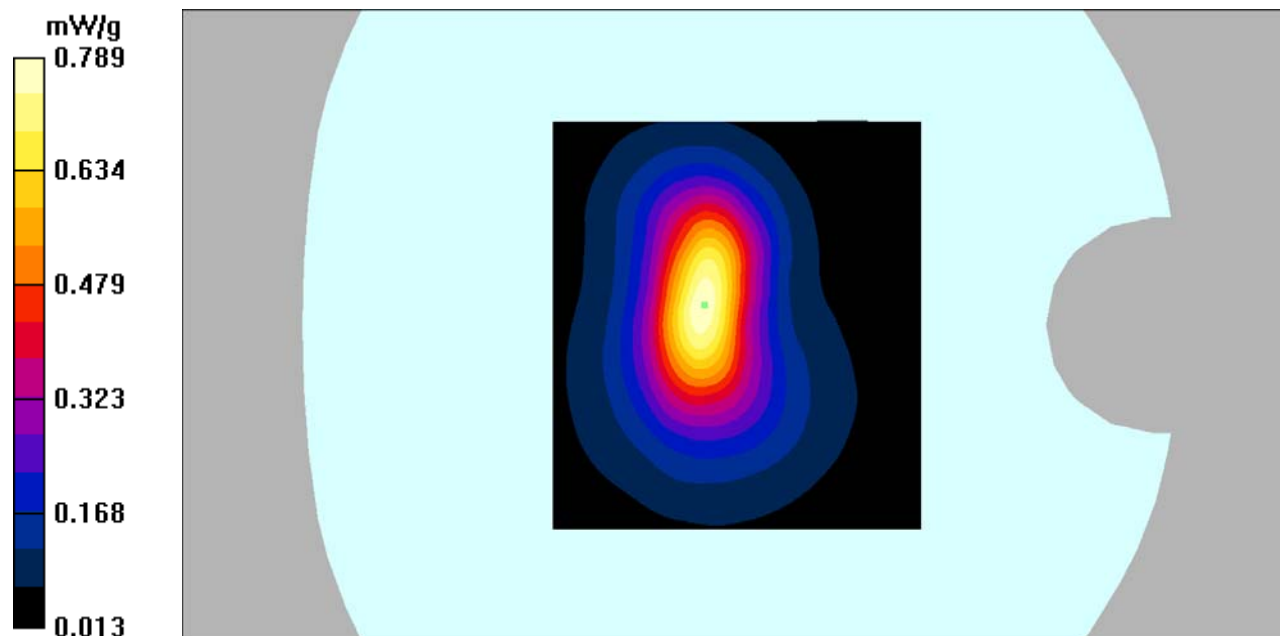
Body Bottom/WCDMA Band 4 Low/Zoom Scan (7x7x7)/Cube 0: Measurement grid: dx=5mm, dy=5mm, dz=5mm

Reference Value = 18.6 V/m; Power Drift = -0.033 dB

Peak SAR (extrapolated) = 1.32 W/kg

SAR(1 g) = 0.699 mW/g; SAR(10 g) = 0.362 mW/g

Maximum value of SAR (measured) = 0.789 mW/g



DUT: Smartphone; Type: AM518;

Communication System: 3G Bands; Frequency: 1880.0 MHz; Duty Cycle: 1:1

Medium parameters used: $f = 1880.0$ MHz; $\sigma = 1.40$ mho/m; $\epsilon_r = 39.35$; $\rho = 1000$ kg/m³

Phantom section: Left Section

DASY4 Configuration:

- Probe: EX3DV4 – SN7382; ConvF(8.71, 8.71, 8.71); Calibrated: 26/10/2016

- Sensor-Surface: 4mm (Mechanical Surface Detection)

- Electronics: DAE – SN772; Calibrated: 25/10/2016

- Phantom: TWIN SAM; Type: Twin SAM V5.0; Serial: 1909

- Measurement SW: DASY4, V4.5 Build 19; Postprocessing SW: SEMCAD, V1.8 Build 145

Left Cheek/WCDMA Band 2 Mid/Area Scan (91x121x1): Measurement grid: dx=10mm, dy=10mm

Maximum value of SAR (interpolated) = 0.610 mW/g

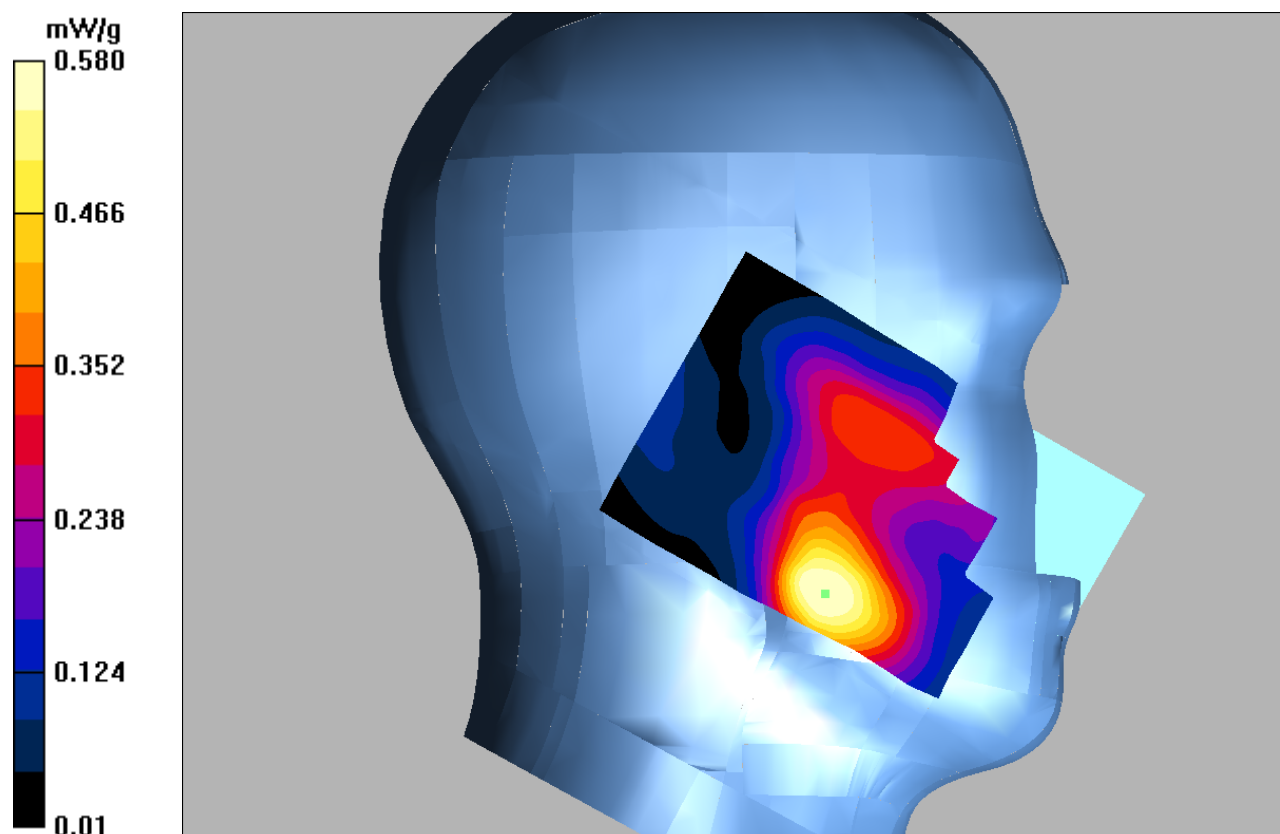
Left Cheek/WCDMA Band 2 Mid/Zoom Scan (7x7x7)/Cube 0: Measurement grid: dx=5mm, dy=5mm, dz=5mm

Reference Value = 8.03 V/m; Power Drift = -0.028 dB

Peak SAR (extrapolated) = 0.801 W/kg

SAR(1 g) = 0.541 mW/g; SAR(10 g) = 0.338 mW/g

Maximum value of SAR (measured) = 0.580 mW/g



DUT: Smartphone; Type: AM518;

Communication System: 3G Bands; Frequency: 1880.0 MHz; Duty Cycle: 1:1

Medium parameters used: $f = 1880.0$ MHz; $\sigma = 1.40$ mho/m; $\epsilon_r = 39.35$; $\rho = 1000$ kg/m³

Phantom section: Left Section

DASY4 Configuration:

- Probe: EX3DV4 – SN7382; ConvF(8.71, 8.71, 8.71); Calibrated: 26/10/2016

- Sensor-Surface: 4mm (Mechanical Surface Detection)

- Electronics: DAE – SN772; Calibrated: 25/10/2016

- Phantom: TWIN SAM; Type: Twin SAM V5.0; Serial: 1909

- Measurement SW: DASY4, V4.5 Build 19; Postprocessing SW: SEMCAD, V1.8 Build 145

Left Tilt/WCDMA Band 2 Mid/Area Scan (91x121x1): Measurement grid: dx=10mm, dy=10mm

Maximum value of SAR (interpolated) = 0.250 mW/g


Left Tilt/WCDMA Band 2 Mid/Zoom Scan (7x7x7)/Cube 0: Measurement grid: dx=5mm, dy=5mm, dz=5mm

Reference Value = 12.1 V/m; Power Drift = -0.014 dB

Peak SAR (extrapolated) = 0.392 W/kg

SAR(1 g) = 0.220 mW/g; SAR(10 g) = 0.127 mW/g

Maximum value of SAR (measured) = 0.246 mW/g



DUT: Smartphone; Type: AM518;

Communication System: 3G Bands; Frequency: 1880.0 MHz; Duty Cycle: 1:1

Medium parameters used: $f = 1880.0$ MHz; $\sigma = 1.40$ mho/m; $\epsilon_r = 39.35$; $\rho = 1000$ kg/m³

Phantom section: Right Section

DASY4 Configuration:

- Probe: EX3DV4 – SN7382; ConvF(8.71, 8.71, 8.71); Calibrated: 26/10/2016

- Sensor-Surface: 4mm (Mechanical Surface Detection)

- Electronics: DAE – SN772; Calibrated: 25/10/2016

- Phantom: TWIN SAM; Type: Twin SAM V5.0; Serial: 1909

- Measurement SW: DASY4, V4.5 Build 19; Postprocessing SW: SEMCAD, V1.8 Build 145

Right Cheek/WCDMA Band 2 Mid/Area Scan (91x121x1): Measurement grid: dx=10mm, dy=10mm

Maximum value of SAR (interpolated) = 0.363 mW/g

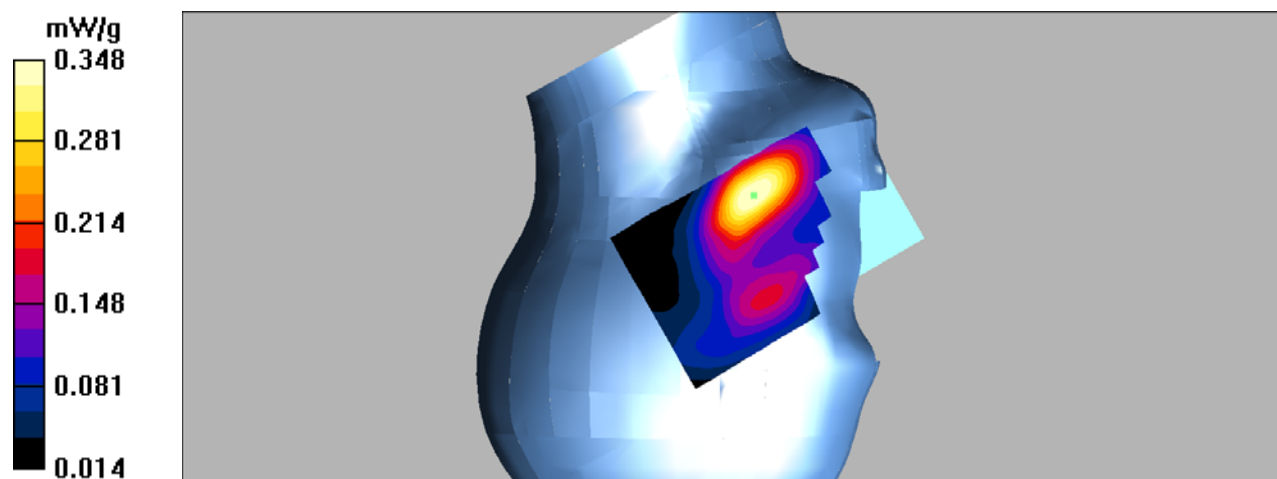
Right Cheek/WCDMA Band 2 Mid/Zoom Scan (7x7x7)/Cube 0: Measurement grid: dx=5mm, dy=5mm, dz=5mm

Reference Value = 5.35 V/m; Power Drift = -0.079 dB

Peak SAR (extrapolated) = 0.532 W/kg

SAR(1 g) = 0.318 mW/g; SAR(10 g) = 0.192 mW/g

Maximum value of SAR (measured) = 0.348 mW/g



DUT: Smartphone; Type: AM518;

Communication System: 3G Bands; Frequency: 1880.0 MHz; Duty Cycle: 1:1

Medium parameters used: $f = 1880.0$ MHz; $\sigma = 1.40$ mho/m; $\epsilon_r = 39.35$; $\rho = 1000$ kg/m³

Phantom section: Right Section

DASY4 Configuration:

- Probe: EX3DV4 – SN7382; ConvF(8.71, 8.71, 8.71); Calibrated: 26/10/2016

- Sensor-Surface: 4mm (Mechanical Surface Detection)

- Electronics: DAE – SN772; Calibrated: 25/10/2016

- Phantom: TWIN SAM; Type: Twin SAM V5.0; Serial: 1909

- Measurement SW: DASY4, V4.5 Build 19; Postprocessing SW: SEMCAD, V1.8 Build 145

Right Tilt/WCDMA Band 2 Mid/Area Scan (101x101x1): Measurement grid: dx=10mm, dy=10mm

Maximum value of SAR (interpolated) = 0.166 mW/g

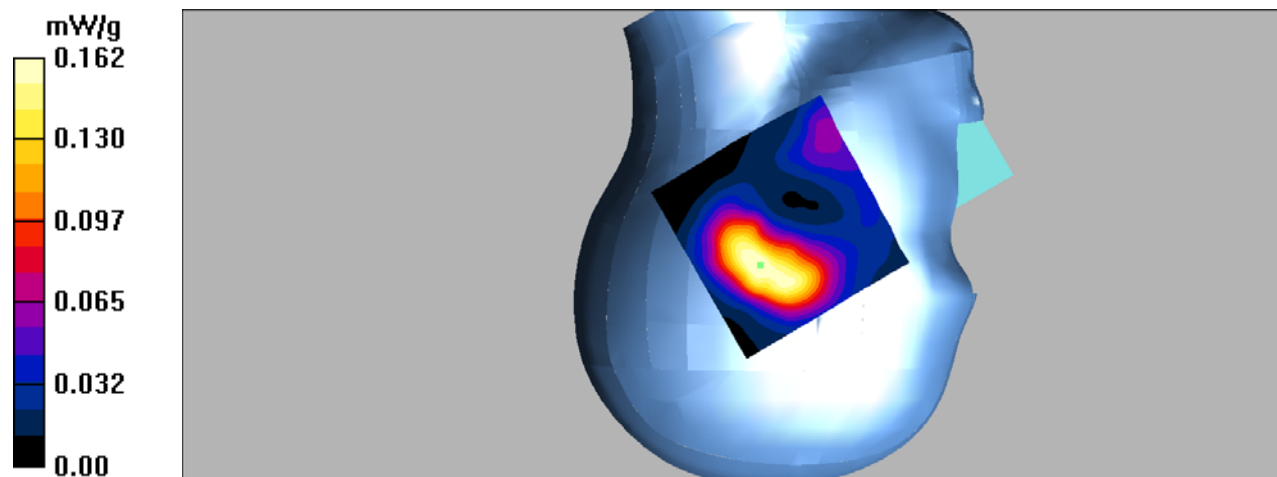
Right Tilt/WCDMA Band 2 Mid/Zoom Scan (7x7x7)/Cube 0: Measurement grid: dx=5mm, dy=5mm, dz=5mm

Reference Value = 10.2 V/m; Power Drift = -0.118 dB

Peak SAR (extrapolated) = 0.233 W/kg

SAR(1 g) = 0.149 mW/g; SAR(10 g) = 0.090 mW/g

Maximum value of SAR (measured) = 0.162 mW/g



DUT: Smartphone; Type: AM518;

Communication System: 3G Bands; Frequency: 1852.4 MHz; Duty Cycle: 1:1

Medium parameters used: $f = 1852.4$ MHz; $\sigma = 1.52$ mho/m; $\epsilon_r = 53.21$; $\rho = 1000$ kg/m³

Phantom section: Flat Section

DASY4 Configuration:

- Probe: EX3DV4 – SN7382; ConvF(8.31, 8.31, 8.31); Calibrated: 26/10/2016

- Sensor-Surface: 4mm (Mechanical Surface Detection)

- Electronics: DAE – SN772; Calibrated: 25/10/2016

- Phantom: TWIN SAM; Type: Twin SAM V5.0; Serial: 1909

- Measurement SW: DASY4, V4.5 Build 19; Postprocessing SW: SEMCAD, V1.8 Build 145

Body Back/WCDMA Band 2 Low/Area Scan (91x101x1): Measurement grid: dx=10mm, dy=10mm

Maximum value of SAR (interpolated) = 0.808 mW/g

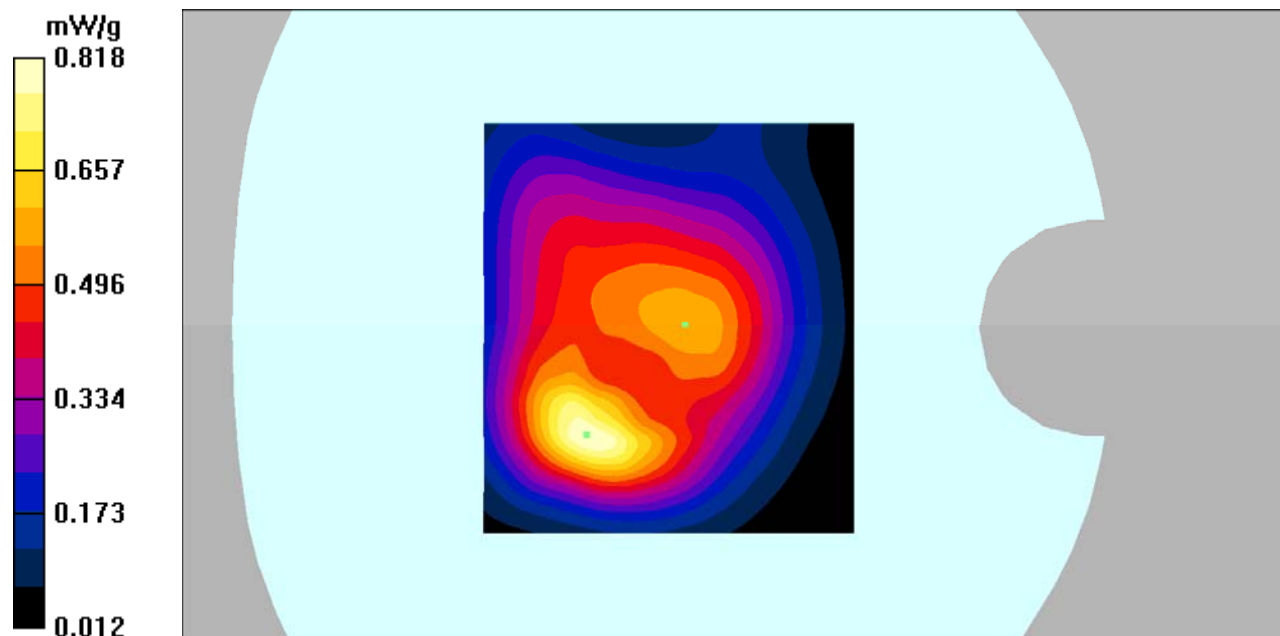
Body Back/WCDMA Band 2 Low/Zoom Scan (7x7x7)/Cube 0: Measurement grid: dx=5mm, dy=5mm, dz=5mm

Reference Value = 19.7 V/m; Power Drift = 0.079 dB

Peak SAR (extrapolated) = 1.45 W/kg

SAR(1 g) = 0.737 mW/g; SAR(10 g) = 0.382 mW/g

Maximum value of SAR (measured) = 0.818 mW/g



DUT: Smartphone; Type: AM518;

Communication System: 3G Bands; Frequency: 1880 MHz; Duty Cycle: 1:1

Medium parameters used: $f = 1880$ MHz; $\sigma = 1.52$ mho/m; $\epsilon_r = 52.64$; $\rho = 1000$ kg/m³

Phantom section: Flat Section

DASY4 Configuration:

- Probe: EX3DV4 – SN7382; ConvF(8.31, 8.31, 8.31); Calibrated: 26/10/2016

- Sensor-Surface: 4mm (Mechanical Surface Detection)

- Electronics: DAE – SN772; Calibrated: 25/10/2016

- Phantom: TWIN SAM; Type: Twin SAM V5.0; Serial: 1909

- Measurement SW: DASY4, V4.5 Build 19; Postprocessing SW: SEMCAD, V1.8 Build 145

Body Back/WCDMA Band 2 Mid/Area Scan (91x101x1): Measurement grid: dx=10mm, dy=10mm

Maximum value of SAR (interpolated) = 0.912 mW/g

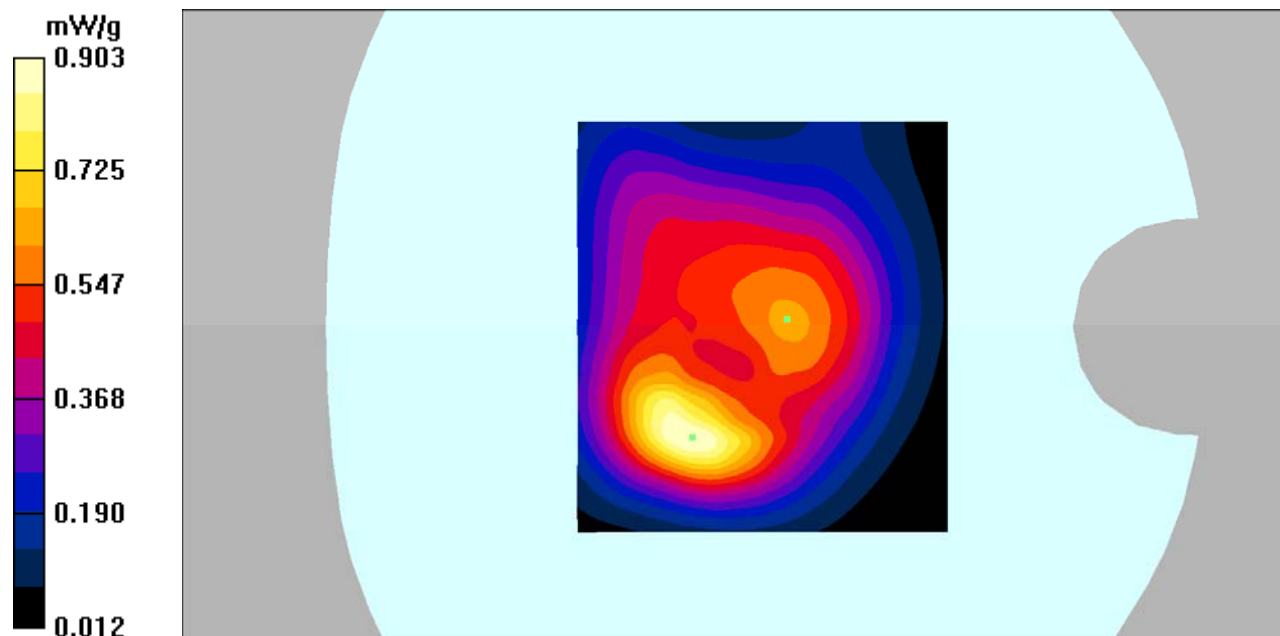
Body Back/WCDMA Band 2 Mid/Zoom Scan (7x7x7)/Cube 0: Measurement grid: dx=5mm, dy=5mm, dz=5mm

Reference Value = 20.0 V/m; Power Drift = -0.094 dB

Peak SAR (extrapolated) = 1.60 W/kg

SAR(1 g) = 0.821 mW/g; SAR(10 g) = 0.421 mW/g

Maximum value of SAR (measured) = 0.903 mW/g



DUT: Smartphone; Type: AM518;

Communication System: 3G Bands; Frequency: 1907.6 MHz; Duty Cycle: 1:1

Medium parameters used: $f = 1907.6$ MHz; $\sigma = 1.49$ mho/m; $\epsilon_r = 52.68$; $\rho = 1000$ kg/m³

Phantom section: Flat Section

DASY4 Configuration:

- Probe: EX3DV4 – SN7382; ConvF(8.31, 8.31, 8.31); Calibrated: 26/10/2016

- Sensor-Surface: 4mm (Mechanical Surface Detection)

- Electronics: DAE – SN772; Calibrated: 25/10/2016

- Phantom: TWIN SAM; Type: Twin SAM V5.0; Serial: 1909

- Measurement SW: DASY4, V4.5 Build 19; Postprocessing SW: SEMCAD, V1.8 Build 145

Body Back/WCDMA Band 2 High/Area Scan (91x101x1): Measurement grid: dx=10mm, dy=10mm

Maximum value of SAR (interpolated) = 0.833 mW/g

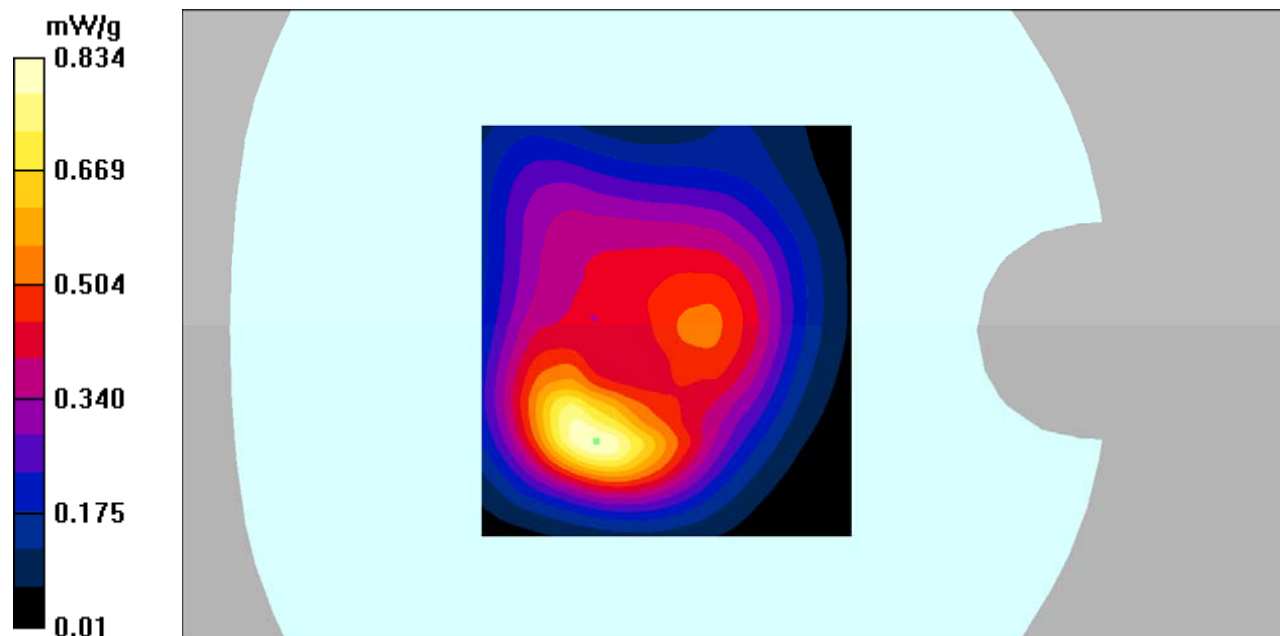
Body Back/WCDMA Band 2 High/Zoom Scan (7x7x7)/Cube 0: Measurement grid: dx=5mm, dy=5mm, dz=5mm

Reference Value = 18.2 V/m; Power Drift = -0.015 dB

Peak SAR (extrapolated) = 1.56 W/kg

SAR(1 g) = 0.752 mW/g; SAR(10 g) = 0.382 mW/g

Maximum value of SAR (measured) = 0.834 mW/g



DUT: Smartphone; Type: AM518;

Communication System: 3G Bands; Frequency: 1880 MHz; Duty Cycle: 1:1

Medium parameters used: $f = 1880$ MHz; $\sigma = 1.52$ mho/m; $\epsilon_r = 52.64$; $\rho = 1000$ kg/m³

Phantom section: Flat Section

DASY4 Configuration:

- Probe: EX3DV4 – SN7382; ConvF(8.31, 8.31, 8.31); Calibrated: 26/10/2016

- Sensor-Surface: 4mm (Mechanical Surface Detection)

- Electronics: DAE – SN772; Calibrated: 25/10/2016

- Phantom: TWIN SAM; Type: Twin SAM V5.0; Serial: 1909

- Measurement SW: DASY4, V4.5 Build 19; Postprocessing SW: SEMCAD, V1.8 Build 145

Body Left/WCDMA Band 2 Mid/Area Scan (81x161x1): Measurement grid: dx=10mm, dy=10mm

Maximum value of SAR (interpolated) = 0.238 mW/g

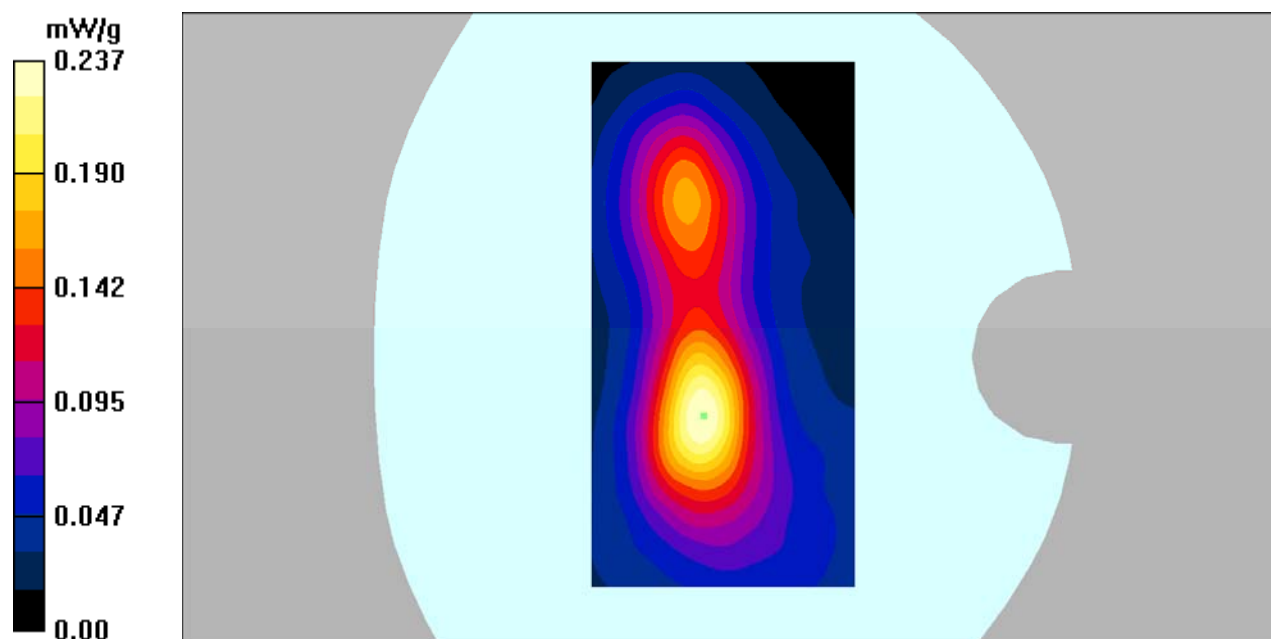
Body Left/WCDMA Band 2 Mid/Zoom Scan (7x7x7)/Cube 0: Measurement grid: dx=5mm, dy=5mm, dz=5mm

Reference Value = 10.2 V/m; Power Drift = 0.054 dB

Peak SAR (extrapolated) = 0.406 W/kg

SAR(1 g) = 0.219 mW/g; SAR(10 g) = 0.119 mW/g

Maximum value of SAR (measured) = 0.237 mW/g



DUT: Smartphone; Type: AM518;

Communication System: 3G Bands; Frequency: 1880 MHz; Duty Cycle: 1:1

Medium parameters used: $f = 1880$ MHz; $\sigma = 1.52$ mho/m; $\epsilon_r = 52.64$; $\rho = 1000$ kg/m³

Phantom section: Flat Section

DASY4 Configuration:

- Probe: EX3DV4 – SN7382; ConvF(8.31, 8.31, 8.31); Calibrated: 26/10/2016

- Sensor-Surface: 4mm (Mechanical Surface Detection)

- Electronics: DAE – SN772; Calibrated: 25/10/2016

- Phantom: TWIN SAM; Type: Twin SAM V5.0; Serial: 1909

- Measurement SW: DASY4, V4.5 Build 19; Postprocessing SW: SEMCAD, V1.8 Build 145

Body Right/WCDMA Band 2 Mid/Area Scan (81x161x1): Measurement grid: dx=10mm, dy=10mm

Maximum value of SAR (interpolated) = 0.214 mW/g

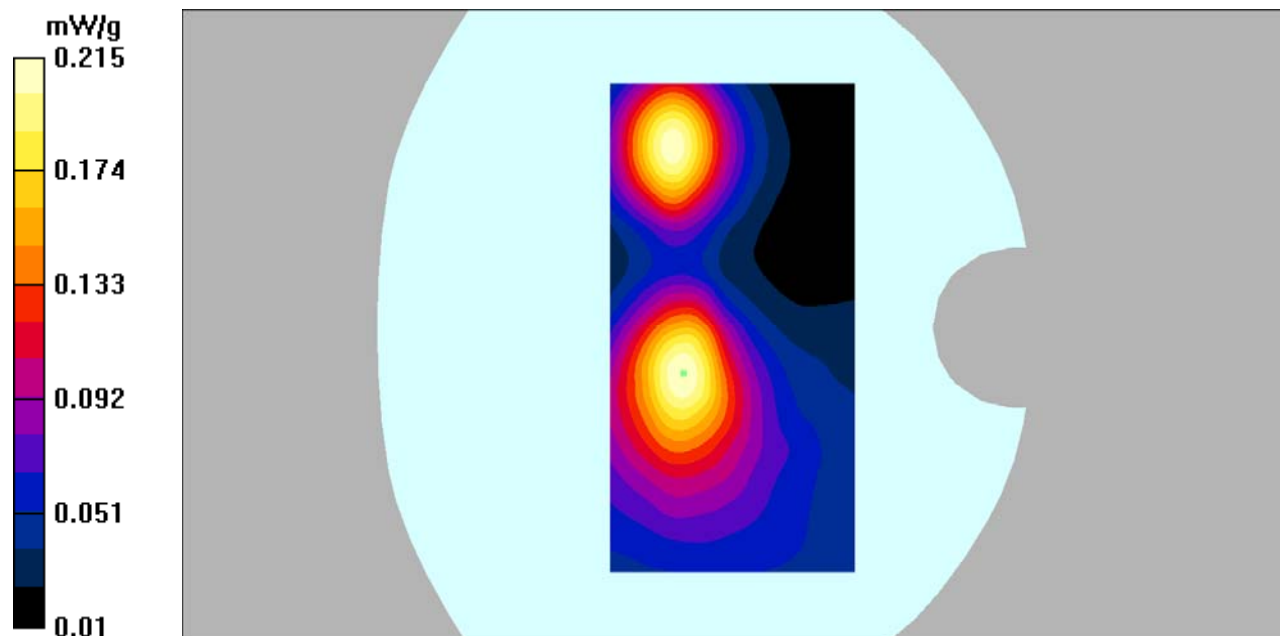
Body Right/WCDMA Band 2 Mid/Zoom Scan (7x7x7)/Cube 0: Measurement grid: dx=5mm, dy=5mm, dz=5mm

Reference Value = 9.83 V/m; Power Drift = -0.090 dB

Peak SAR (extrapolated) = 0.364 W/kg

SAR(1 g) = 0.198 mW/g; SAR(10 g) = 0.111 mW/g

Maximum value of SAR (measured) = 0.215 mW/g



DUT: Smartphone; Type: AM518;

Communication System: 3G Bands; Frequency: 1852.4 MHz; Duty Cycle: 1:1

Medium parameters used: $f = 1852.4$ MHz; $\sigma = 1.52$ mho/m; $\epsilon_r = 53.21$; $\rho = 1000$ kg/m³

Phantom section: Flat Section

DASY4 Configuration:

- Probe: EX3DV4 – SN7382; ConvF(8.31, 8.31, 8.31); Calibrated: 26/10/2016

- Sensor-Surface: 4mm (Mechanical Surface Detection)

- Electronics: DAE – SN772; Calibrated: 25/10/2016

- Phantom: TWIN SAM; Type: Twin SAM V5.0; Serial: 1909

- Measurement SW: DASY4, V4.5 Build 19; Postprocessing SW: SEMCAD, V1.8 Build 145

Body Bottom/WCDMA Band 2 Low/Area Scan (91x101x1): Measurement grid: dx=10mm, dy=10mm

Maximum value of SAR (interpolated) = 0.709 mW/g

Body Bottom/WCDMA Band 2 Low/Zoom Scan (7x7x7)/Cube 0: Measurement grid: dx=5mm,


dy=5mm, dz=5mm

Reference Value = 22.3 V/m; Power Drift = -0.083 dB

Peak SAR (extrapolated) = 1.42 W/kg

SAR(1 g) = 0.675 mW/g; SAR(10 g) = 0.345 mW/g

Maximum value of SAR (measured) = 0.749 mW/g



DUT: Smartphone; Type: AM518;

Communication System: 3G Bands; Frequency: 1880 MHz; Duty Cycle: 1:1

Medium parameters used: $f = 1880$ MHz; $\sigma = 1.52$ mho/m; $\epsilon_r = 52.64$; $\rho = 1000$ kg/m³

Phantom section: Flat Section

DASY4 Configuration:

- Probe: EX3DV4 – SN7382; ConvF(8.31, 8.31, 8.31); Calibrated: 26/10/2016

- Sensor-Surface: 4mm (Mechanical Surface Detection)

- Electronics: DAE – SN772; Calibrated: 25/10/2016

- Phantom: TWIN SAM; Type: Twin SAM V5.0; Serial: 1909

- Measurement SW: DASY4, V4.5 Build 19; Postprocessing SW: SEMCAD, V1.8 Build 145

Body Bottom/WCDMA Band 2 Mid/Area Scan (91x101x1): Measurement grid: dx=10mm, dy=10mm

Maximum value of SAR (interpolated) = 0.887 mW/g

Body Bottom/WCDMA Band 2 Mid/Zoom Scan (7x7x7)/Cube 0: Measurement grid: dx=5mm,


dy=5mm, dz=5mm

Reference Value = 24.0 V/m; Power Drift = 0.121 dB

Peak SAR (extrapolated) = 1.70 W/kg

SAR(1 g) = 0.829 mW/g; SAR(10 g) = 0.420 mW/g

Maximum value of SAR (measured) = 0.926 mW/g



DUT: Smartphone; Type: AM518;

Communication System: 3G Bands; Frequency: 1907.6 MHz; Duty Cycle: 1:1

Medium parameters used: $f = 1907.6$ MHz; $\sigma = 1.49$ mho/m; $\epsilon_r = 52.68$; $\rho = 1000$ kg/m³

Phantom section: Flat Section

DASY4 Configuration:

- Probe: EX3DV4 – SN7382; ConvF(8.31, 8.31, 8.31); Calibrated: 26/10/2016

- Sensor-Surface: 4mm (Mechanical Surface Detection)

- Electronics: DAE – SN772; Calibrated: 25/10/2016

- Phantom: TWIN SAM; Type: Twin SAM V5.0; Serial: 1909

- Measurement SW: DASY4, V4.5 Build 19; Postprocessing SW: SEMCAD, V1.8 Build 145

Body Bottom/WCDMA Band 2 High/Area Scan (91x101x1): Measurement grid: dx=10mm, dy=10mm

Maximum value of SAR (interpolated) = 0.777 mW/g

Body Bottom/WCDMA Band 2 High/Zoom Scan (7x7x7)/Cube 0: Measurement grid: dx=5mm,

dy=5mm, dz=5mm

Reference Value = 22.5 V/m; Power Drift = 0.133 dB

Peak SAR (extrapolated) = 1.37 W/kg

SAR(1 g) = 0.704 mW/g; SAR(10 g) = 0.361 mW/g

Maximum value of SAR (measured) = 0.783 mW/g

