

Test Plot 1#: GSM 850_Head Left Cheek_Middle

DUT:Smartphone; Type:AM509; Serial:17081800121;

Communication System: Generic GSM; Frequency: 836.6 MHz;Duty Cycle: 1:8
 Medium parameters used: $f = 836.6 \text{ MHz}$; $\sigma = 0.88 \text{ S/m}$; $\epsilon_r = 42.141$; $\rho = 1000 \text{ kg/m}^3$;
 Phantom section: Left Section

DASY5 Configuration:

- Probe: EX3DV4 - SN7441; ConvF(10.22, 10.22, 10.22); Calibrated: 2016/11/15;
- Sensor-Surface: 1.4mm (Mechanical Surface Detection)
- Electronics: DAE4 Sn772;Calibrated: 2016/10/25
- Phantom: SAM1; Type: QD000P40CC; Serial: TP:1412
- Measurement SW: DASY52, Version 52.8 (8);

Area Scan (121x71x1): Interpolated grid: $dx=1.500 \text{ mm}$, $dy=1.500 \text{ mm}$

Maximum value of SAR (interpolated) = 0.129 W/kg


Zoom Scan (5x5x7)/Cube 0: Measurement grid: $dx=8\text{mm}$, $dy=8\text{mm}$, $dz=5\text{mm}$

Reference Value = 4.887 V/m; Power Drift = 0.13 dB

Peak SAR (extrapolated) = 0.136 W/kg

SAR(1 g) = 0.109 W/kg; SAR(10 g) = 0.086 W/kg

Maximum value of SAR (measured) = 0.128 W/kg



0 dB = 0.128 W/kg = -8.93 dBW/kg

Test Plot 2#: GSM 850_Head Left Tilt_Middle**DUT:Smartphone; Type:AM509; Serial:17081800121;**

Communication System: Generic GSM; Frequency: 836.6 MHz;Duty Cycle: 1:8
Medium parameters used: $f = 836.6$ MHz; $\sigma = 0.88$ S/m; $\epsilon_r = 42.141$; $\rho = 1000$ kg/m³ ;
Phantom section: Left Section

DASY5 Configuration:

- Probe: EX3DV4 - SN7441; ConvF(10.22, 10.22, 10.22); Calibrated: 2016/11/15;
- Sensor-Surface: 1.4mm (Mechanical Surface Detection)
- Electronics: DAE4 Sn772;Calibrated: 2016/10/25
- Phantom: SAM1; Type: QD000P40CC; Serial: TP:1412
- Measurement SW: DASY52, Version 52.8 (8);

Area Scan (121x71x1): Interpolated grid: dx=1.500 mm, dy=1.500 mm

Maximum value of SAR (interpolated) = 0.0688 W/kg


Zoom Scan (5x5x7)/Cube 0: Measurement grid: dx=8mm, dy=8mm, dz=5mm

Reference Value = 7.767 V/m; Power Drift = -0.02 dB

Peak SAR (extrapolated) = 0.0760 W/kg

SAR(1 g) = 0.058 W/kg; SAR(10 g) = 0.047 W/kg

Maximum value of SAR (measured) = 0.0681 W/kg



0 dB = 0.0681 W/kg = -11.67 dBW/kg

Test Plot 3#: GSM 850_Head Right Cheek_Middle

DUT:Smartphone; Type:AM509; Serial:17081800121;

Communication System: Generic GSM; Frequency: 836.6 MHz;Duty Cycle: 1:8
 Medium parameters used: $f = 836.6 \text{ MHz}$; $\sigma = 0.88 \text{ S/m}$; $\epsilon_r = 42.141$; $\rho = 1000 \text{ kg/m}^3$;
 Phantom section: Right Section

DASY5 Configuration:

- Probe: EX3DV4 - SN7441; ConvF(10.22, 10.22, 10.22); Calibrated: 2016/11/15;
- Sensor-Surface: 1.4mm (Mechanical Surface Detection)
- Electronics: DAE4 Sn772;Calibrated: 2016/10/25
- Phantom: SAM1; Type: QD000P40CC; Serial: TP:1412
- Measurement SW: DASY52, Version 52.8 (8);

Area Scan (121x71x1): Interpolated grid: $dx=1.500 \text{ mm}$, $dy=1.500 \text{ mm}$

Maximum value of SAR (interpolated) = 0.110 W/kg

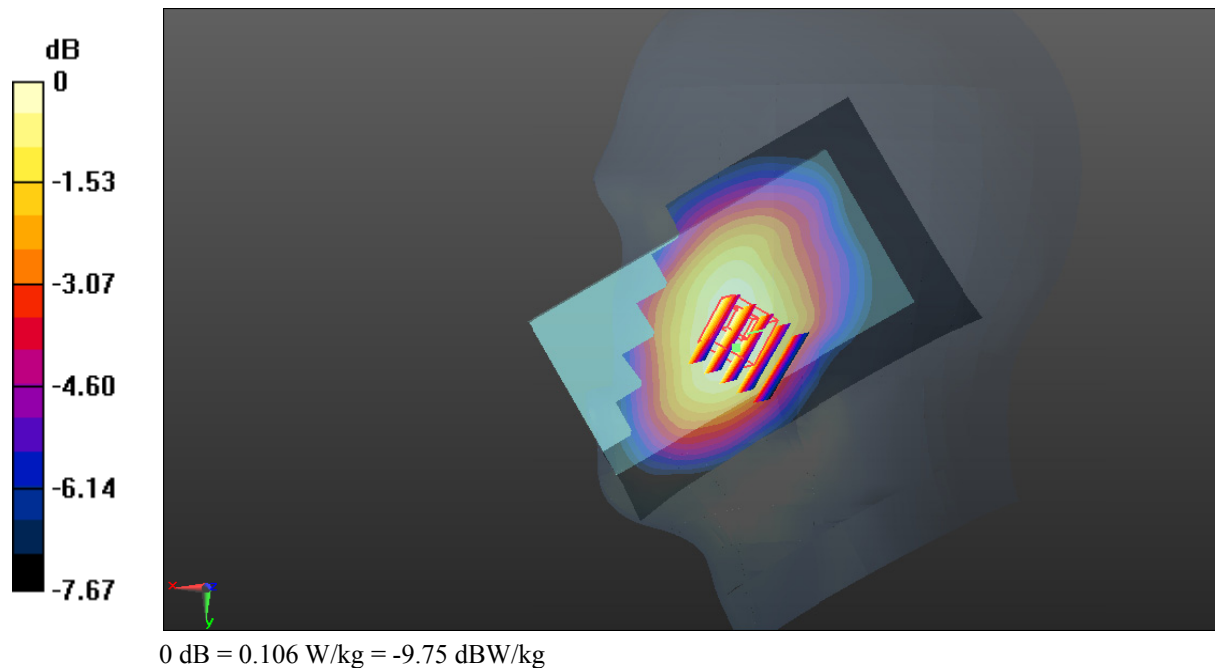
Zoom Scan (5x5x7)/Cube 0: Measurement grid: $dx=8\text{mm}$, $dy=8\text{mm}$, $dz=5\text{mm}$

Reference Value = 4.744 V/m; Power Drift = -0.14 dB

Peak SAR (extrapolated) = 0.114 W/kg

SAR(1 g) = 0.094 W/kg; SAR(10 g) = 0.074 W/kg

Maximum value of SAR (measured) = 0.106 W/kg



Test Plot 4#: GSM 850_Head Right Tilt_Middle**DUT:Smartphone; Type:AM509; Serial:17081800121;**

Communication System: Generic GSM; Frequency: 836.6 MHz;Duty Cycle: 1:8
Medium parameters used: $f = 836.6$ MHz; $\sigma = 0.88$ S/m; $\epsilon_r = 42.141$; $\rho = 1000$ kg/m³ ;
Phantom section: Right Section

DASY5 Configuration:

- Probe: EX3DV4 - SN7441; ConvF(10.22, 10.22, 10.22); Calibrated: 2016/11/15;
- Sensor-Surface: 1.4mm (Mechanical Surface Detection)
- Electronics: DAE4 Sn772;Calibrated: 2016/10/25
- Phantom: SAM1; Type: QD000P40CC; Serial: TP:1412
- Measurement SW: DASY52, Version 52.8 (8);

Area Scan (121x71x1): Interpolated grid: dx=1.500 mm, dy=1.500 mm

Maximum value of SAR (interpolated) = 0.0682 W/kg


Zoom Scan (5x5x7)/Cube 0: Measurement grid: dx=8mm, dy=8mm, dz=5mm

Reference Value = 6.027 V/m; Power Drift = 0.17 dB

Peak SAR (extrapolated) = 0.0730 W/kg

SAR(1 g) = 0.062 W/kg; SAR(10 g) = 0.049 W/kg

Maximum value of SAR (measured) = 0.0698 W/kg



Test Plot 5#: GSM 850_Body Worn Back_Middle

DUT:Smartphone; Type:AM509; Serial:17081800121;

Communication System: Generic GSM; Frequency: 836.6 MHz;Duty Cycle: 1:8
 Medium parameters used: $f = 836.6 \text{ MHz}$; $\sigma = 0.965 \text{ S/m}$; $\epsilon_r = 56.162$; $\rho = 1000 \text{ kg/m}^3$;
 Phantom section: Right Section

DASY5 Configuration:

- Probe: EX3DV4 - SN7441; ConvF(9.85, 9.85, 9.85); Calibrated: 2016/11/15;
- Sensor-Surface: 1.4mm (Mechanical Surface Detection)
- Electronics: DAE4 Sn772;Calibrated: 2016/10/25
- Phantom: Triple Flat Phantom 5.1C; Type: QD 000 P51 CA; Serial: 1130
- Measurement SW: DASY52, Version 52.8 (8);

Area Scan (121x71x1): Interpolated grid: $dx=1.500 \text{ mm}$, $dy=1.500 \text{ mm}$

Maximum value of SAR (interpolated) = 0.588 W/kg

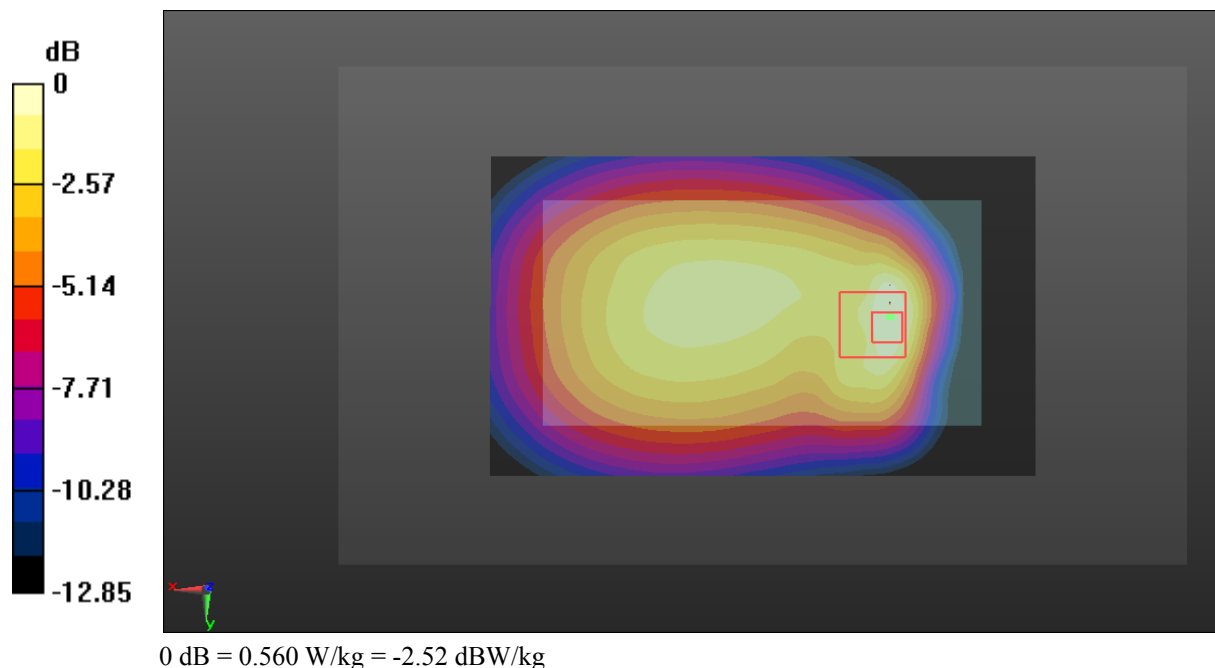
Zoom Scan (5x5x7)/Cube 0: Measurement grid: $dx=8\text{mm}$, $dy=8\text{mm}$, $dz=5\text{mm}$

Reference Value = 19.17 V/m; Power Drift = -0.04 dB

Peak SAR (extrapolated) = 0.701 W/kg

SAR(1 g) = 0.353 W/kg; SAR(10 g) = 0.207 W/kg

Maximum value of SAR (measured) = 0.560 W/kg



Test Plot 6#: GSM 850_Body Back_Middle

DUT:Smartphone; Type:AM509; Serial:17081800121;

Communication System: Generic GPRS-4 slots; Frequency: 836.6 MHz;Duty Cycle: 1:2
 Medium parameters used: $f = 836.6 \text{ MHz}$; $\sigma = 0.965 \text{ S/m}$; $\epsilon_r = 56.162$; $\rho = 1000 \text{ kg/m}^3$;
 Phantom section: Right Section

DASY5 Configuration:

- Probe: EX3DV4 - SN7441; ConvF(9.85, 9.85, 9.85); Calibrated: 2016/11/15;
- Sensor-Surface: 1.4mm (Mechanical Surface Detection)
- Electronics: DAE4 Sn772;Calibrated: 2016/10/25
- Phantom: Triple Flat Phantom 5.1C; Type: QD 000 P51 CA; Serial: 1130
- Measurement SW: DASY52, Version 52.8 (8);

Area Scan (121x71x1): Interpolated grid: $dx=1.500 \text{ mm}$, $dy=1.500 \text{ mm}$

Maximum value of SAR (interpolated) = 0.637 W/kg

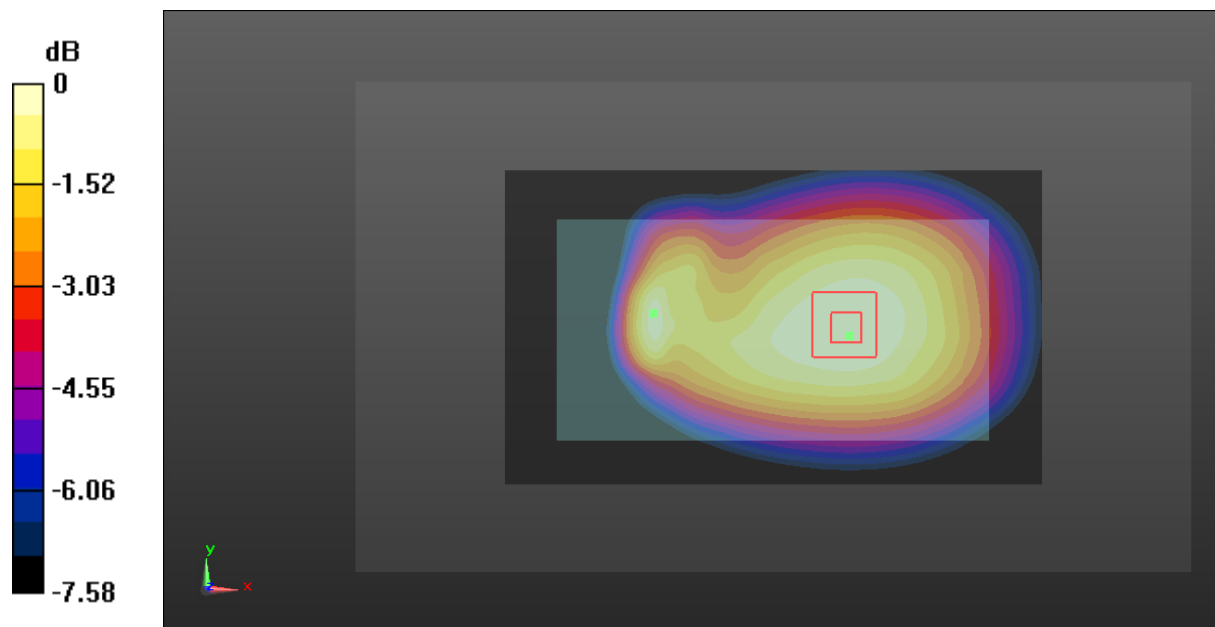
Zoom Scan (5x5x7)/Cube 0: Measurement grid: $dx=8\text{mm}$, $dy=8\text{mm}$, $dz=5\text{mm}$

Reference Value = 23.24 V/m; Power Drift = -0.14 dB

Peak SAR (extrapolated) = 0.664 W/kg

SAR(1 g) = 0.549 W/kg; SAR(10 g) = 0.427 W/kg

Maximum value of SAR (measured) = 0.630 W/kg



0 dB = 0.630 W/kg = -2.01 dBW/kg

Test Plot 7#: GSM 850_Body Left_Middle

DUT:Smartphone; Type:AM509; Serial:17081800121;

Communication System: Generic GPRS-4 slots; Frequency: 836.6 MHz;Duty Cycle: 1:2
 Medium parameters used: $f = 836.6 \text{ MHz}$; $\sigma = 0.965 \text{ S/m}$; $\epsilon_r = 56.162$; $\rho = 1000 \text{ kg/m}^3$;
 Phantom section: Right Section

DASY5 Configuration:

- Probe: EX3DV4 - SN7441; ConvF(9.85, 9.85, 9.85); Calibrated: 2016/11/15;
- Sensor-Surface: 1.4mm (Mechanical Surface Detection)
- Electronics: DAE4 Sn772;Calibrated: 2016/10/25
- Phantom: Triple Flat Phantom 5.1C; Type: QD 000 P51 CA; Serial: 1130
- Measurement SW: DASY52, Version 52.8 (8);

Area Scan (121x51x1): Interpolated grid: $dx=1.500 \text{ mm}$, $dy=1.500 \text{ mm}$

Maximum value of SAR (interpolated) = 0.399 W/kg

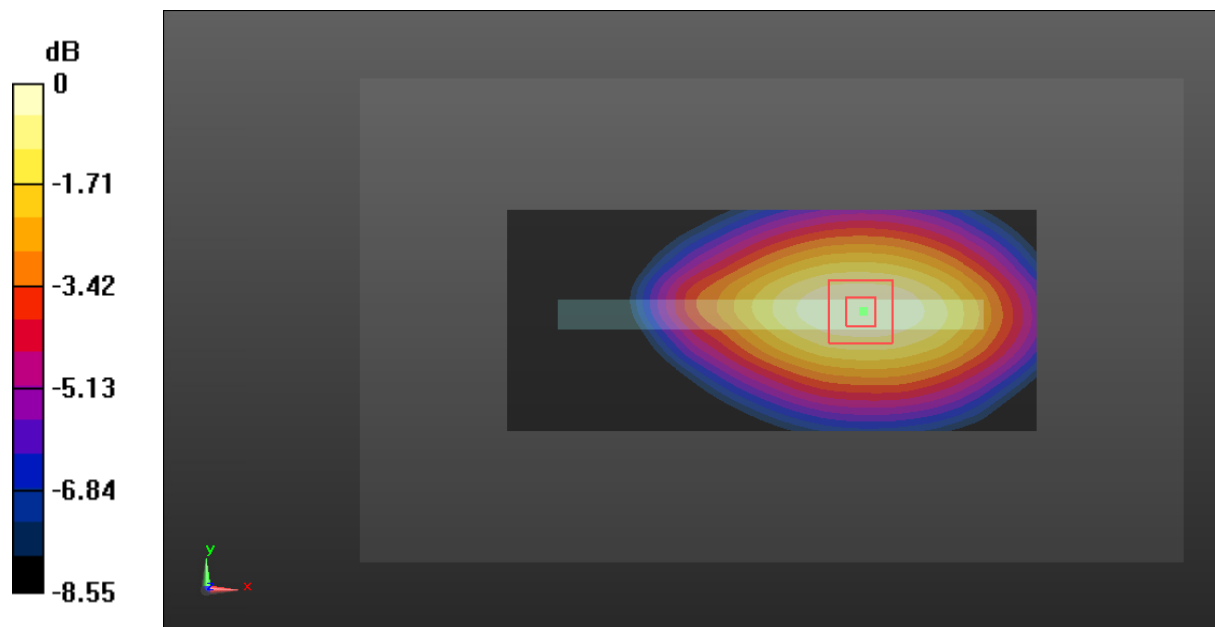
Zoom Scan (5x5x7)/Cube 0: Measurement grid: $dx=8\text{mm}$, $dy=8\text{mm}$, $dz=5\text{mm}$

Reference Value = 16.67 V/m; Power Drift = -0.02 dB

Peak SAR (extrapolated) = 0.433 W/kg

SAR(1 g) = 0.323 W/kg; SAR(10 g) = 0.232 W/kg

Maximum value of SAR (measured) = 0.400 W/kg



0 dB = 0.400 W/kg = -3.98 dBW/kg

Test Plot 8#: GSM 850_Body Right_Middle

DUT:Smartphone; Type:AM509; Serial:17081800121;

Communication System: Generic GPRS-4 slots; Frequency: 836.6 MHz;Duty Cycle: 1:2
 Medium parameters used: $f = 836.6 \text{ MHz}$; $\sigma = 0.965 \text{ S/m}$; $\epsilon_r = 56.162$; $\rho = 1000 \text{ kg/m}^3$;
 Phantom section: Right Section

DASY5 Configuration:

- Probe: EX3DV4 - SN7441; ConvF(9.85, 9.85, 9.85); Calibrated: 2016/11/15;
- Sensor-Surface: 1.4mm (Mechanical Surface Detection)
- Electronics: DAE4 Sn772;Calibrated: 2016/10/25
- Phantom: Triple Flat Phantom 5.1C; Type: QD 000 P51 CA; Serial: 1130
- Measurement SW: DASY52, Version 52.8 (8);

Area Scan (121x51x1): Interpolated grid: $dx=1.500 \text{ mm}$, $dy=1.500 \text{ mm}$

Maximum value of SAR (interpolated) = 0.257 W/kg

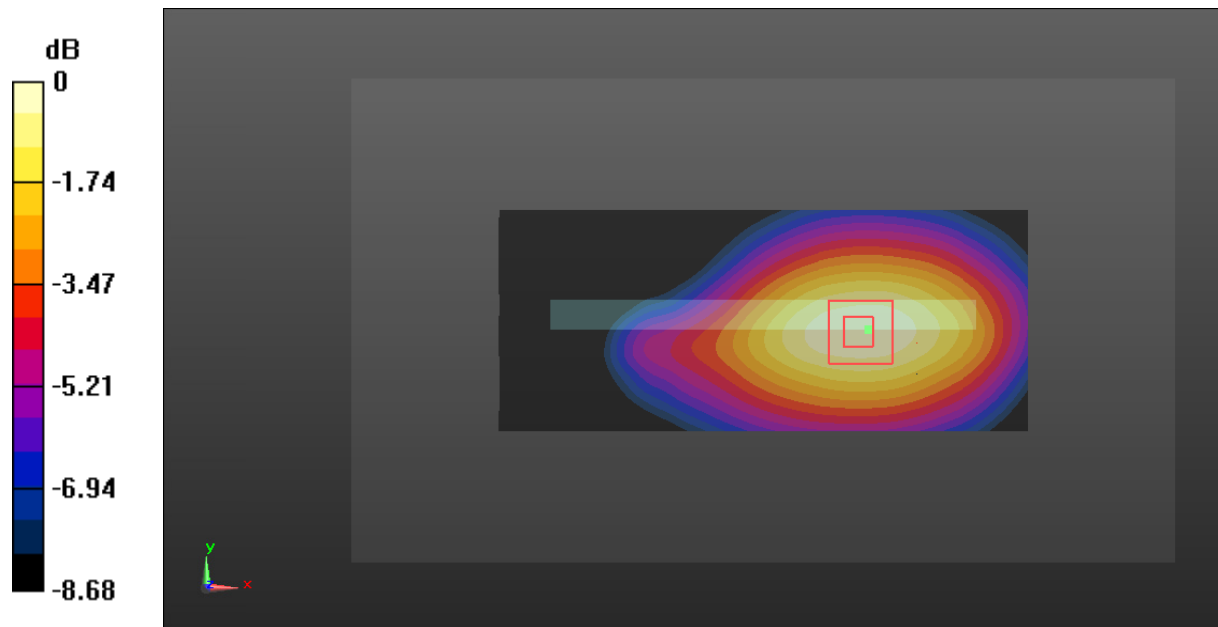
Zoom Scan (5x5x7)/Cube 0: Measurement grid: $dx=8\text{mm}$, $dy=8\text{mm}$, $dz=5\text{mm}$

Reference Value = 11.84 V/m; Power Drift = 0.18 dB

Peak SAR (extrapolated) = 0.283 W/kg

SAR(1 g) = 0.212 W/kg; SAR(10 g) = 0.153 W/kg

Maximum value of SAR (measured) = 0.262 W/kg



0 dB = 0.262 W/kg = -5.82 dBW/kg

Test Plot 9#: GSM 850_Body Bottom_Middle

DUT:Smartphone; Type:AM509; Serial:17081800121;

Communication System: Generic GPRS-4 slots; Frequency: 836.6 MHz;Duty Cycle: 1:2
 Medium parameters used: $f = 836.6 \text{ MHz}$; $\sigma = 0.965 \text{ S/m}$; $\epsilon_r = 56.162$; $\rho = 1000 \text{ kg/m}^3$;
 Phantom section: Right Section

DASY5 Configuration:

- Probe: EX3DV4 - SN7441; ConvF(9.85, 9.85, 9.85); Calibrated: 2016/11/15;
- Sensor-Surface: 1.4mm (Mechanical Surface Detection)
- Electronics: DAE4 Sn772;Calibrated: 2016/10/25
- Phantom: Triple Flat Phantom 5.1C; Type: QD 000 P51 CA; Serial: 1130
- Measurement SW: DASY52, Version 52.8 (8);

Area Scan (51x71x1): Interpolated grid: $dx=1.500 \text{ mm}$, $dy=1.500 \text{ mm}$

Maximum value of SAR (interpolated) = 0.400 W/kg


Zoom Scan (5x5x7)/Cube 0: Measurement grid: $dx=8\text{mm}$, $dy=8\text{mm}$, $dz=5\text{mm}$

Reference Value = 13.11 V/m ; Power Drift = -0.10 dB

Peak SAR (extrapolated) = 0.691 W/kg

SAR(1 g) = 0.222 W/kg ; SAR(10 g) = 0.101 W/kg

Maximum value of SAR (measured) = 0.457 W/kg



0 dB = $0.457 \text{ W/kg} = -3.40 \text{ dBW/kg}$

Test Plot 10#: GSM 1900_Head Left Cheek_Middle**DUT:Smartphone; Type:AM509; Serial:17081800121;**

Communication System: Generic GSM; Frequency: 1880 MHz;Duty Cycle: 1:8
Medium parameters used: $f = 1880$ MHz; $\sigma = 1.373$ S/m; $\epsilon_r = 40.986$; $\rho = 1000$ kg/m³ ;
Phantom section: Left Section

DASY5 Configuration:

- Probe: EX3DV4 - SN7441; ConvF(8.48, 8.48, 8.48); Calibrated: 2016/11/15;
- Sensor-Surface: 1.4mm (Mechanical Surface Detection)
- Electronics: DAE4 Sn772;Calibrated: 2016/10/25
- Phantom: SAM1; Type: QD000P40CC; Serial: TP:1412
- Measurement SW: DASY52, Version 52.8 (8);

Area Scan (121x71x1): Interpolated grid: dx=1.500 mm, dy=1.500 mm

Maximum value of SAR (interpolated) = 0.192 W/kg

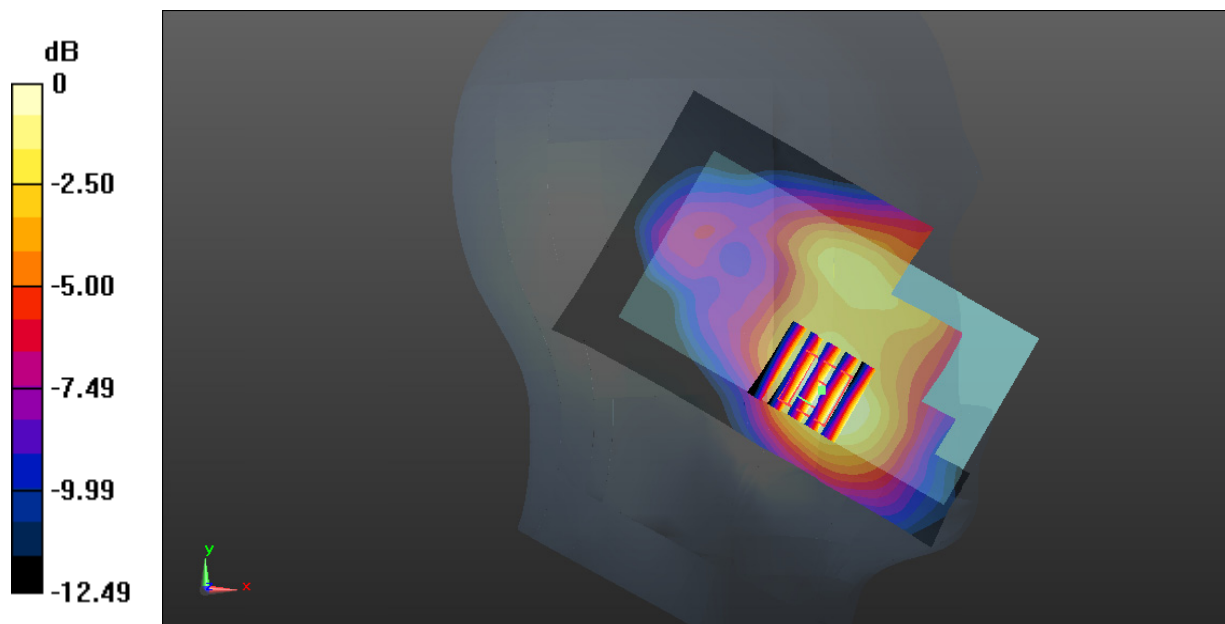
Zoom Scan (5x5x7)/Cube 0: Measurement grid: dx=8mm, dy=8mm, dz=5mm

Reference Value = 5.460 V/m; Power Drift = -0.15 dB

Peak SAR (extrapolated) = 0.238 W/kg

SAR(1 g) = 0.147 W/kg; SAR(10 g) = 0.091 W/kg

Maximum value of SAR (measured) = 0.197 W/kg



0 dB = 0.197 W/kg = -7.06 dBW/kg

Test Plot 11#: GSM 1900_Head Left Tilt_Middle**DUT:Smartphone; Type:AM509; Serial:17081800121;**

Communication System: Generic GSM; Frequency: 1880 MHz;Duty Cycle: 1:8
Medium parameters used: $f = 1880$ MHz; $\sigma = 1.373$ S/m; $\epsilon_r = 40.986$; $\rho = 1000$ kg/m³ ;
Phantom section: Left Section

DASY5 Configuration:

- Probe: EX3DV4 - SN7441; ConvF(8.48, 8.48, 8.48); Calibrated: 2016/11/15;
- Sensor-Surface: 1.4mm (Mechanical Surface Detection)
- Electronics: DAE4 Sn772;Calibrated: 2016/10/25
- Phantom: SAM1; Type: QD000P40CC; Serial: TP:1412
- Measurement SW: DASY52, Version 52.8 (8);

Area Scan (121x71x1): Interpolated grid: dx=1.500 mm, dy=1.500 mm

Maximum value of SAR (interpolated) = 0.0975 W/kg


Zoom Scan (5x5x7)/Cube 0: Measurement grid: dx=8mm, dy=8mm, dz=5mm

Reference Value = 7.634 V/m; Power Drift = 0.02 dB

Peak SAR (extrapolated) = 0.124 W/kg

SAR(1 g) = 0.070 W/kg; SAR(10 g) = 0.039 W/kg

Maximum value of SAR (measured) = 0.106 W/kg



0 dB = 0.106 W/kg = -9.75 dBW/kg

Test Plot 12#: GSM 1900_Head Right Cheek_Middle**DUT:Smartphone; Type:AM509; Serial:17081800121;**

Communication System: Generic GSM; Frequency: 1880 MHz;Duty Cycle: 1:8
Medium parameters used: $f = 1880$ MHz; $\sigma = 1.373$ S/m; $\epsilon_r = 40.986$; $\rho = 1000$ kg/m³ ;
Phantom section: Right Section

DASY5 Configuration:

- Probe: EX3DV4 - SN7441; ConvF(8.48, 8.48, 8.48); Calibrated: 2016/11/15;
- Sensor-Surface: 1.4mm (Mechanical Surface Detection)
- Electronics: DAE4 Sn772;Calibrated: 2016/10/25
- Phantom: SAM1; Type: QD000P40CC; Serial: TP:1412
- Measurement SW: DASY52, Version 52.8 (8);

Area Scan (121x71x1): Interpolated grid: dx=1.500 mm, dy=1.500 mm

Maximum value of SAR (interpolated) = 0.329 W/kg

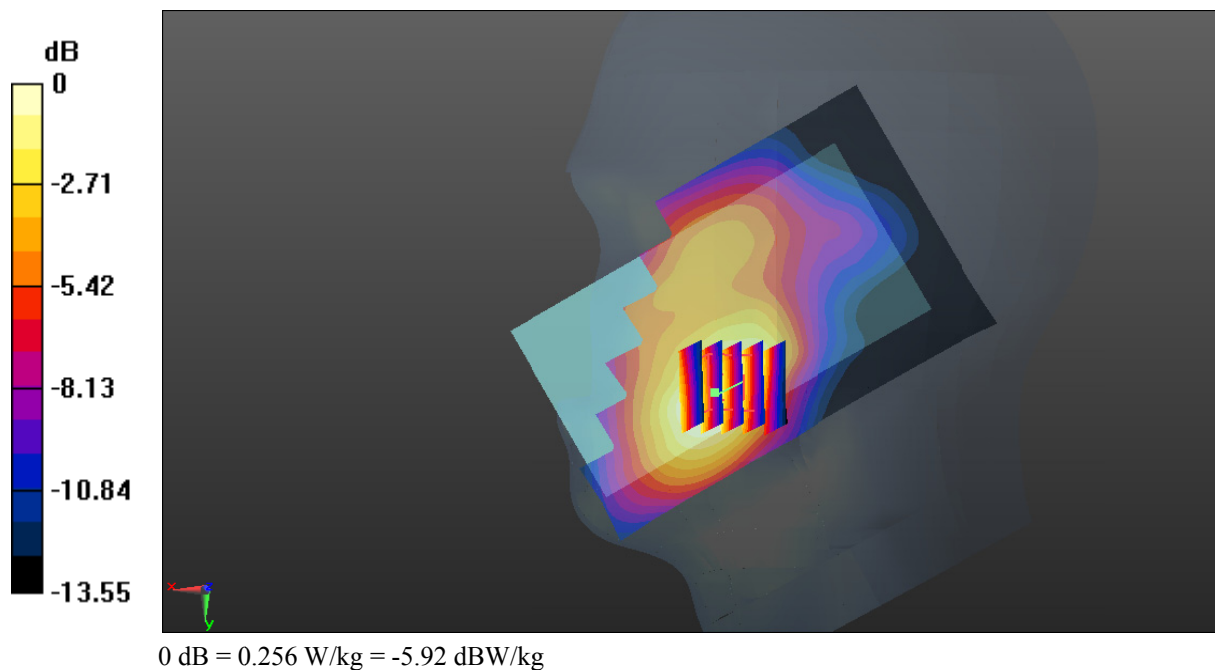
Zoom Scan (5x5x7)/Cube 0: Measurement grid: dx=8mm, dy=8mm, dz=5mm

Reference Value = 4.175 V/m; Power Drift = 0.03 dB

Peak SAR (extrapolated) = 0.396 W/kg

SAR(1 g) = 0.240 W/kg; SAR(10 g) = 0.143 W/kg

Maximum value of SAR (measured) = 0.256 W/kg



Test Plot 13#: GSM 1900_Head Right Tilt_Middle**DUT:Smartphone; Type:AM509; Serial:17081800121;**

Communication System: Generic GSM; Frequency: 1880 MHz;Duty Cycle: 1:8
Medium parameters used: $f = 1880$ MHz; $\sigma = 1.373$ S/m; $\epsilon_r = 40.986$; $\rho = 1000$ kg/m³ ;
Phantom section: Right Section

DASY5 Configuration:

- Probe: EX3DV4 - SN7441; ConvF(8.48, 8.48, 8.48); Calibrated: 2016/11/15;
- Sensor-Surface: 1.4mm (Mechanical Surface Detection)
- Electronics: DAE4 Sn772;Calibrated: 2016/10/25
- Phantom: SAM1; Type: QD000P40CC; Serial: TP:1412
- Measurement SW: DASY52, Version 52.8 (8);

Area Scan (121x71x1): Interpolated grid: dx=1.500 mm, dy=1.500 mm

Maximum value of SAR (interpolated) = 0.0969 W/kg

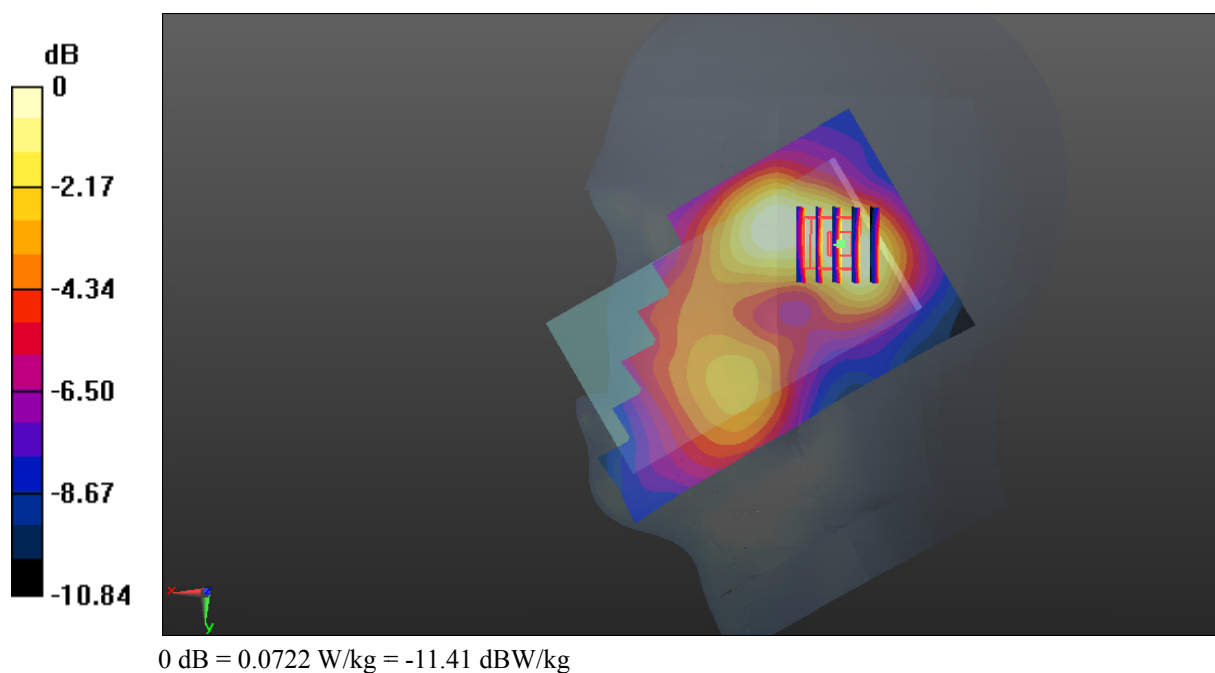
Zoom Scan (5x5x7)/Cube 0: Measurement grid: dx=8mm, dy=8mm, dz=5mm

Reference Value = 6.817 V/m; Power Drift = -0.02 dB

Peak SAR (extrapolated) = 0.104 W/kg

SAR(1 g) = 0.065 W/kg; SAR(10 g) = 0.039 W/kg

Maximum value of SAR (measured) = 0.0722 W/kg



Test Plot 14#: GSM 1900_Body Worn Back_Middle

DUT:Smartphone; Type:AM509; Serial:17081800121;

Communication System: Generic GSM; Frequency: 1880 MHz;Duty Cycle: 1:8
 Medium parameters used: $f = 1880 \text{ MHz}$; $\sigma = 1.496 \text{ S/m}$; $\epsilon_r = 53.905$; $\rho = 1000 \text{ kg/m}^3$;
 Phantom section: Left Section

DASY5 Configuration:

- Probe: EX3DV4 - SN7441; ConvF(7.95, 7.95, 7.95); Calibrated: 2016/11/15;
- Sensor-Surface: 1.4mm (Mechanical Surface Detection)
- Electronics: DAE4 Sn772;Calibrated: 2016/10/25
- Phantom: Triple Flat Phantom 5.1C; Type: QD 000 P51 CA; Serial: 1130
- Measurement SW: DASY52, Version 52.8 (8);

Area Scan (121x71x1): Interpolated grid: $dx=1.500 \text{ mm}$, $dy=1.500 \text{ mm}$

Maximum value of SAR (interpolated) = 0.477 W/kg

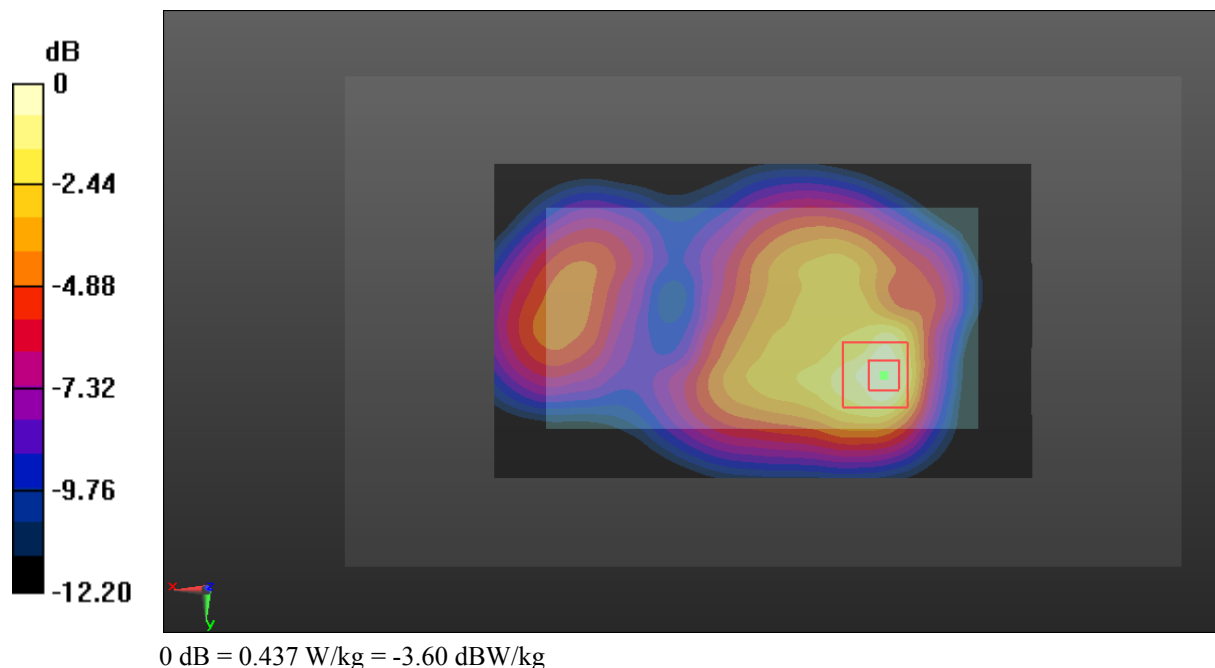
Zoom Scan (5x5x7)/Cube 0: Measurement grid: $dx=8\text{mm}$, $dy=8\text{mm}$, $dz=5\text{mm}$

Reference Value = 9.650 V/m; Power Drift = 0.11 dB

Peak SAR (extrapolated) = 0.534 W/kg

SAR(1 g) = 0.278 W/kg; SAR(10 g) = 0.150 W/kg

Maximum value of SAR (measured) = 0.437 W/kg



Test Plot 15#: GSM 1900_Body Back_Middle

DUT:Smartphone; Type:AM509; Serial:17081800121;

Communication System: Generic GPRS-4 slots; Frequency: 1880 MHz;Duty Cycle: 1:2
 Medium parameters used: $f = 1880$ MHz; $\sigma = 1.496$ S/m; $\epsilon_r = 53.905$; $\rho = 1000$ kg/m³ ;
 Phantom section: Left Section

DASY5 Configuration:

- Probe: EX3DV4 - SN7441; ConvF(7.95, 7.95, 7.95); Calibrated: 2016/11/15;
- Sensor-Surface: 1.4mm (Mechanical Surface Detection)
- Electronics: DAE4 Sn772;Calibrated: 2016/10/25
- Phantom: Triple Flat Phantom 5.1C; Type: QD 000 P51 CA; Serial: 1130
- Measurement SW: DASY52, Version 52.8 (8);

Area Scan (121x71x1): Interpolated grid: dx=1.500 mm, dy=1.500 mm

Maximum value of SAR (interpolated) = 0.581 W/kg

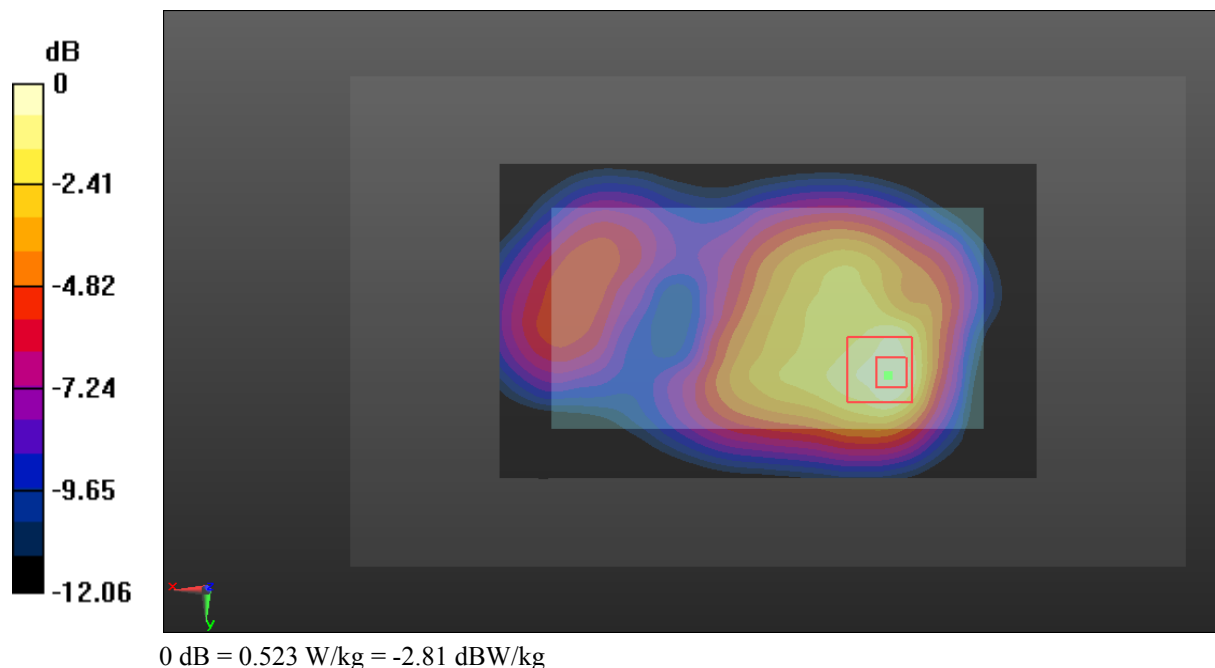
Zoom Scan (5x5x7)/Cube 0: Measurement grid: dx=8mm, dy=8mm, dz=5mm

Reference Value = 11.03 V/m; Power Drift = 0.14 dB

Peak SAR (extrapolated) = 0.638 W/kg

SAR(1 g) = 0.345 W/kg; SAR(10 g) = 0.192 W/kg

Maximum value of SAR (measured) = 0.523 W/kg



Test Plot 16#: GSM 1900_Body Left_Middle

DUT:Smartphone; Type:AM509; Serial:17081800121;

Communication System: Generic GPRS-4 slots; Frequency: 1880 MHz;Duty Cycle: 1:2
 Medium parameters used: $f = 1880 \text{ MHz}$; $\sigma = 1.496 \text{ S/m}$; $\epsilon_r = 53.905$; $\rho = 1000 \text{ kg/m}^3$;
 Phantom section: Left Section

DASY5 Configuration:

- Probe: EX3DV4 - SN7441; ConvF(7.95, 7.95, 7.95); Calibrated: 2016/11/15;
- Sensor-Surface: 1.4mm (Mechanical Surface Detection)
- Electronics: DAE4 Sn772;Calibrated: 2016/10/25
- Phantom: Triple Flat Phantom 5.1C; Type: QD 000 P51 CA; Serial: 1130
- Measurement SW: DASY52, Version 52.8 (8);

Area Scan (121x51x1): Interpolated grid: $dx=1.500 \text{ mm}$, $dy=1.500 \text{ mm}$

Maximum value of SAR (interpolated) = 0.191 W/kg


Zoom Scan (5x5x7)/Cube 0: Measurement grid: $dx=8\text{mm}$, $dy=8\text{mm}$, $dz=5\text{mm}$

Reference Value = 7.558 V/m; Power Drift = 0.16 dB

Peak SAR (extrapolated) = 0.226 W/kg

SAR(1 g) = 0.124 W/kg; SAR(10 g) = 0.070 W/kg

Maximum value of SAR (measured) = 0.187 W/kg



Test Plot 17#: GSM 1900_Body Right_Middle

DUT:Smartphone; Type:AM509; Serial:17081800121;

Communication System: Generic GPRS-4 slots; Frequency: 1880 MHz;Duty Cycle: 1:2
 Medium parameters used: $f = 1880 \text{ MHz}$; $\sigma = 1.496 \text{ S/m}$; $\epsilon_r = 53.905$; $\rho = 1000 \text{ kg/m}^3$;
 Phantom section: Left Section

DASY5 Configuration:

- Probe: EX3DV4 - SN7441; ConvF(7.95, 7.95, 7.95); Calibrated: 2016/11/15;
- Sensor-Surface: 1.4mm (Mechanical Surface Detection)
- Electronics: DAE4 Sn772;Calibrated: 2016/10/25
- Phantom: Triple Flat Phantom 5.1C; Type: QD 000 P51 CA; Serial: 1130
- Measurement SW: DASY52, Version 52.8 (8);

Area Scan (121x51x1): Interpolated grid: $dx=1.500 \text{ mm}$, $dy=1.500 \text{ mm}$

Maximum value of SAR (interpolated) = 0.134 W/kg


Zoom Scan (5x5x7)/Cube 0: Measurement grid: $dx=8\text{mm}$, $dy=8\text{mm}$, $dz=5\text{mm}$

Reference Value = 6.072 V/m; Power Drift = -0.11 dB

Peak SAR (extrapolated) = 0.166 W/kg

SAR(1 g) = 0.094 W/kg; SAR(10 g) = 0.056 W/kg

Maximum value of SAR (measured) = 0.139 W/kg



Test Plot 18#: GSM 1900_Body Bottom_Middle

DUT:Smartphone; Type:AM509; Serial:17081800121;

Communication System: Generic GPRS-4 slots; Frequency: 1880 MHz;Duty Cycle: 1:2
 Medium parameters used: $f = 1880 \text{ MHz}$; $\sigma = 1.496 \text{ S/m}$; $\epsilon_r = 53.905$; $\rho = 1000 \text{ kg/m}^3$;
 Phantom section: Left Section

DASY5 Configuration:

- Probe: EX3DV4 - SN7441; ConvF(7.95, 7.95, 7.95); Calibrated: 2016/11/15;
- Sensor-Surface: 1.4mm (Mechanical Surface Detection)
- Electronics: DAE4 Sn772;Calibrated: 2016/10/25
- Phantom: Triple Flat Phantom 5.1C; Type: QD 000 P51 CA; Serial: 1130
- Measurement SW: DASY52, Version 52.8 (8);

Area Scan (51x71x1): Interpolated grid: $dx=1.500 \text{ mm}$, $dy=1.500 \text{ mm}$

Maximum value of SAR (interpolated) = 0.537 W/kg


Zoom Scan (5x5x7)/Cube 0: Measurement grid: $dx=8\text{mm}$, $dy=8\text{mm}$, $dz=5\text{mm}$

Reference Value = 15.53 V/m; Power Drift = 0.03 dB

Peak SAR (extrapolated) = 0.643 W/kg

SAR(1 g) = 0.345 W/kg; SAR(10 g) = 0.183 W/kg

Maximum value of SAR (measured) = 0.535 W/kg



0 dB = 0.535 W/kg = -2.72 dBW/kg

Test Plot 19#: WCDMA Band 2_Head Left Cheek_Middle**DUT:Smartphone; Type:AM509; Serial:17081800121;**

Communication System: WCDMA; Frequency: 1880 MHz;Duty Cycle: 1:1
Medium parameters used: $f = 1880$ MHz; $\sigma = 1.373$ S/m; $\epsilon_r = 40.986$; $\rho = 1000$ kg/m³ ;
Phantom section: Left Section

DASY5 Configuration:

- Probe: EX3DV4 - SN7441; ConvF(8.48, 8.48, 8.48); Calibrated: 2016/11/15;
- Sensor-Surface: 1.4mm (Mechanical Surface Detection)
- Electronics: DAE4 Sn772;Calibrated: 2016/10/25
- Phantom: SAM1; Type: QD000P40CC; Serial: TP:1412
- Measurement SW: DASY52, Version 52.8 (8);

Area Scan (121x71x1): Interpolated grid: dx=1.500 mm, dy=1.500 mm

Maximum value of SAR (interpolated) = 0.319 W/kg


Zoom Scan (5x5x7)/Cube 0: Measurement grid: dx=8mm, dy=8mm, dz=5mm

Reference Value = 6.343 V/m; Power Drift = -0.04 dB

Peak SAR (extrapolated) = 0.376 W/kg

SAR(1 g) = 0.247 W/kg; SAR(10 g) = 0.157 W/kg

Maximum value of SAR (measured) = 0.266 W/kg



0 dB = 0.266 W/kg = -5.75 dBW/kg

Test Plot 20#: WCDMA Band 2_Head Left Tilt_Middle**DUT:Smartphone; Type:AM509; Serial:17081800121;**

Communication System: WCDMA; Frequency: 1880 MHz;Duty Cycle: 1:1
Medium parameters used: $f = 1880$ MHz; $\sigma = 1.373$ S/m; $\epsilon_r = 40.986$; $\rho = 1000$ kg/m³ ;
Phantom section: Left Section

DASY5 Configuration:

- Probe: EX3DV4 - SN7441; ConvF(8.48, 8.48, 8.48); Calibrated: 2016/11/15;
- Sensor-Surface: 1.4mm (Mechanical Surface Detection)
- Electronics: DAE4 Sn772;Calibrated: 2016/10/25
- Phantom: SAM1; Type: QD000P40CC; Serial: TP:1412
- Measurement SW: DASY52, Version 52.8 (8);

Area Scan (121x71x1): Interpolated grid: dx=1.500 mm, dy=1.500 mm

Maximum value of SAR (interpolated) = 0.169 W/kg


Zoom Scan (5x5x7)/Cube 0: Measurement grid: dx=8mm, dy=8mm, dz=5mm

Reference Value = 8.487 V/m; Power Drift = 0.07 dB

Peak SAR (extrapolated) = 0.200 W/kg

SAR(1 g) = 0.122 W/kg; SAR(10 g) = 0.074 W/kg

Maximum value of SAR (measured) = 0.134 W/kg



0 dB = 0.134 W/kg = -8.73 dBW/kg

Test Plot 21#: WCDMA Band 2_Head Right Cheek_Middle**DUT:Smartphone; Type:AM509; Serial:17081800121;**

Communication System: WCDMA; Frequency: 1880 MHz;Duty Cycle: 1:1
Medium parameters used: $f = 1880$ MHz; $\sigma = 1.373$ S/m; $\epsilon_r = 40.986$; $\rho = 1000$ kg/m³ ;
Phantom section: Right Section

DASY5 Configuration:

- Probe: EX3DV4 - SN7441; ConvF(8.48, 8.48, 8.48); Calibrated: 2016/11/15;
- Sensor-Surface: 1.4mm (Mechanical Surface Detection)
- Electronics: DAE4 Sn772;Calibrated: 2016/10/25
- Phantom: SAM1; Type: QD000P40CC; Serial: TP:1412
- Measurement SW: DASY52, Version 52.8 (8);

Area Scan (121x71x1): Interpolated grid: dx=1.500 mm, dy=1.500 mm

Maximum value of SAR (interpolated) = 0.281 W/kg

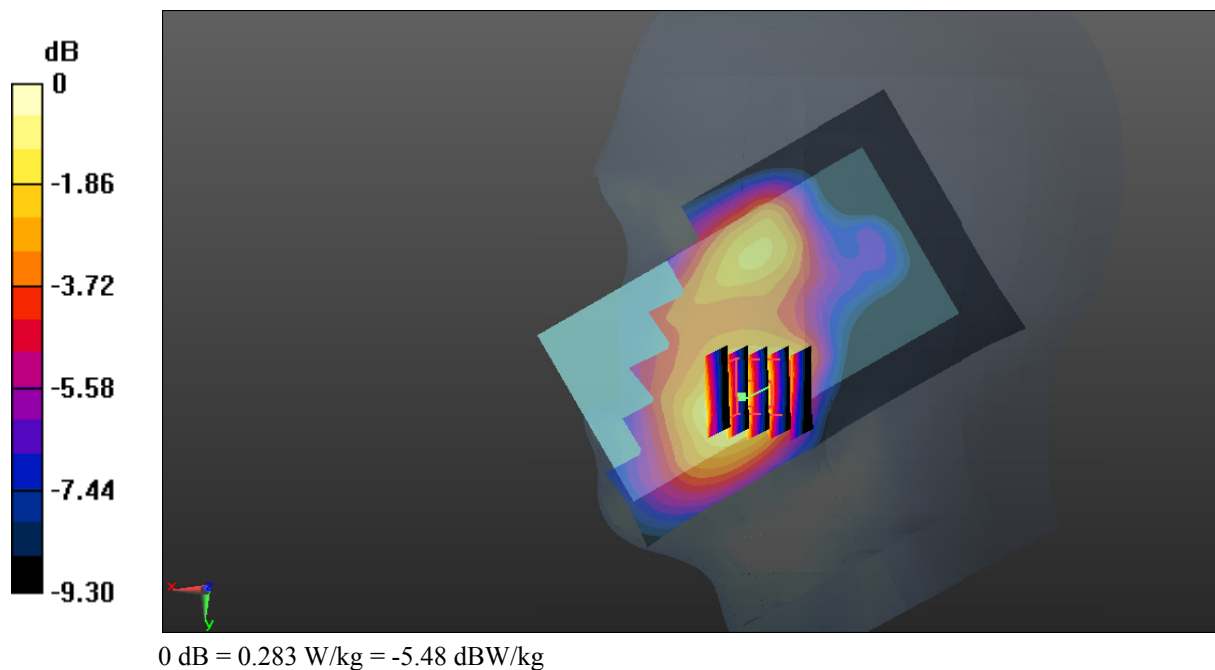
Zoom Scan (5x5x7)/Cube 0: Measurement grid: dx=8mm, dy=8mm, dz=5mm

Reference Value = 4.869 V/m; Power Drift = 0.18 dB

Peak SAR (extrapolated) = 0.334 W/kg

SAR(1 g) = 0.214 W/kg; SAR(10 g) = 0.137 W/kg

Maximum value of SAR (measured) = 0.283 W/kg



Test Plot 22#: WCDMA Band 2_Head Right Tilt_Middle**DUT:Smartphone; Type:AM509; Serial:17081800121;**

Communication System: WCDMA; Frequency: 1880 MHz;Duty Cycle: 1:1
Medium parameters used: $f = 1880$ MHz; $\sigma = 1.373$ S/m; $\epsilon_r = 40.986$; $\rho = 1000$ kg/m³ ;
Phantom section: Right Section

DASY5 Configuration:

- Probe: EX3DV4 - SN7441; ConvF(8.48, 8.48, 8.48); Calibrated: 2016/11/15;
- Sensor-Surface: 1.4mm (Mechanical Surface Detection)
- Electronics: DAE4 Sn772;Calibrated: 2016/10/25
- Phantom: SAM1; Type: QD000P40CC; Serial: TP:1412
- Measurement SW: DASY52, Version 52.8 (8);

Area Scan (121x71x1): Interpolated grid: dx=1.500 mm, dy=1.500 mm

Maximum value of SAR (interpolated) = 0.117 W/kg

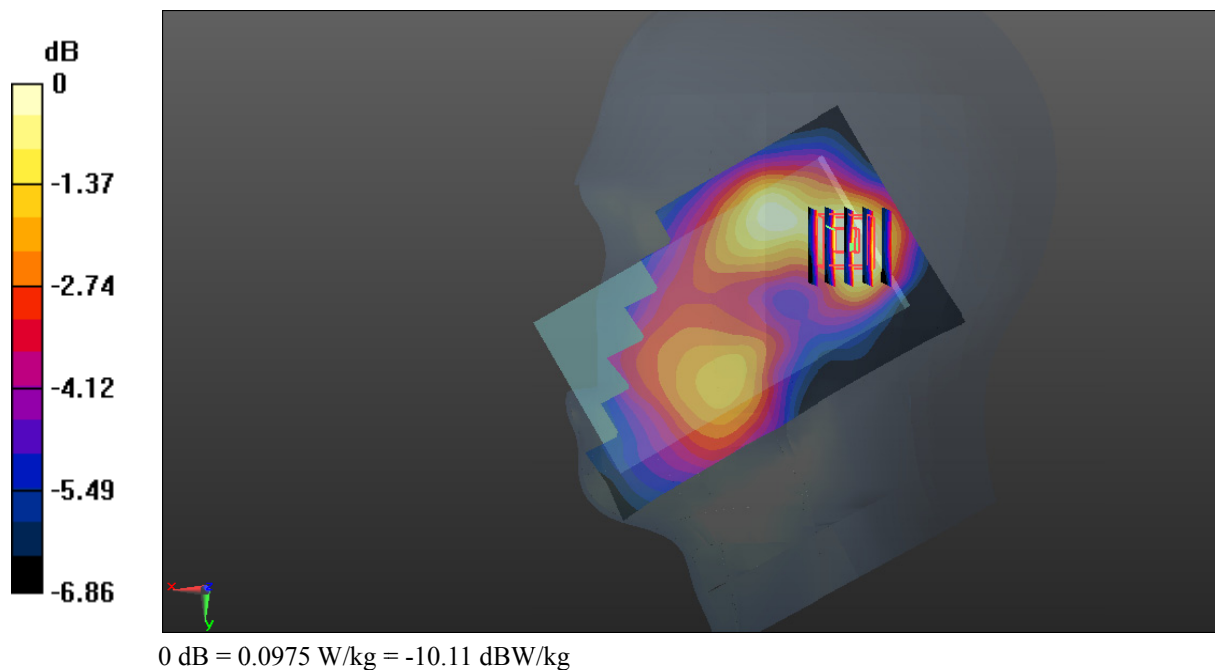
Zoom Scan (5x5x7)/Cube 0: Measurement grid: dx=8mm, dy=8mm, dz=5mm

Reference Value = 8.802 V/m; Power Drift = 0.02 dB

Peak SAR (extrapolated) = 0.147 W/kg

SAR(1 g) = 0.092 W/kg; SAR(10 g) = 0.059 W/kg

Maximum value of SAR (measured) = 0.0975 W/kg



Test Plot 23#: WCDMA Band 2_Body Back_Middle

DUT:Smartphone; Type:AM509; Serial:17081800121;

Communication System: Generic WCDMA; Frequency: 1880 MHz;Duty Cycle: 1:1
 Medium parameters used: $f = 1880 \text{ MHz}$; $\sigma = 1.496 \text{ S/m}$; $\epsilon_r = 53.905$; $\rho = 1000 \text{ kg/m}^3$;
 Phantom section: Left Section

DASY5 Configuration:

- Probe: EX3DV4 - SN7441; ConvF(7.95, 7.95, 7.95); Calibrated: 2016/11/15;
- Sensor-Surface: 1.4mm (Mechanical Surface Detection)
- Electronics: DAE4 Sn772;Calibrated: 2016/10/25
- Phantom: Triple Flat Phantom 5.1C; Type: QD 000 P51 CA; Serial: 1130
- Measurement SW: DASY52, Version 52.8 (8);

Area Scan (121x71x1): Interpolated grid: $dx=1.500 \text{ mm}$, $dy=1.500 \text{ mm}$

Maximum value of SAR (interpolated) = 0.713 W/kg

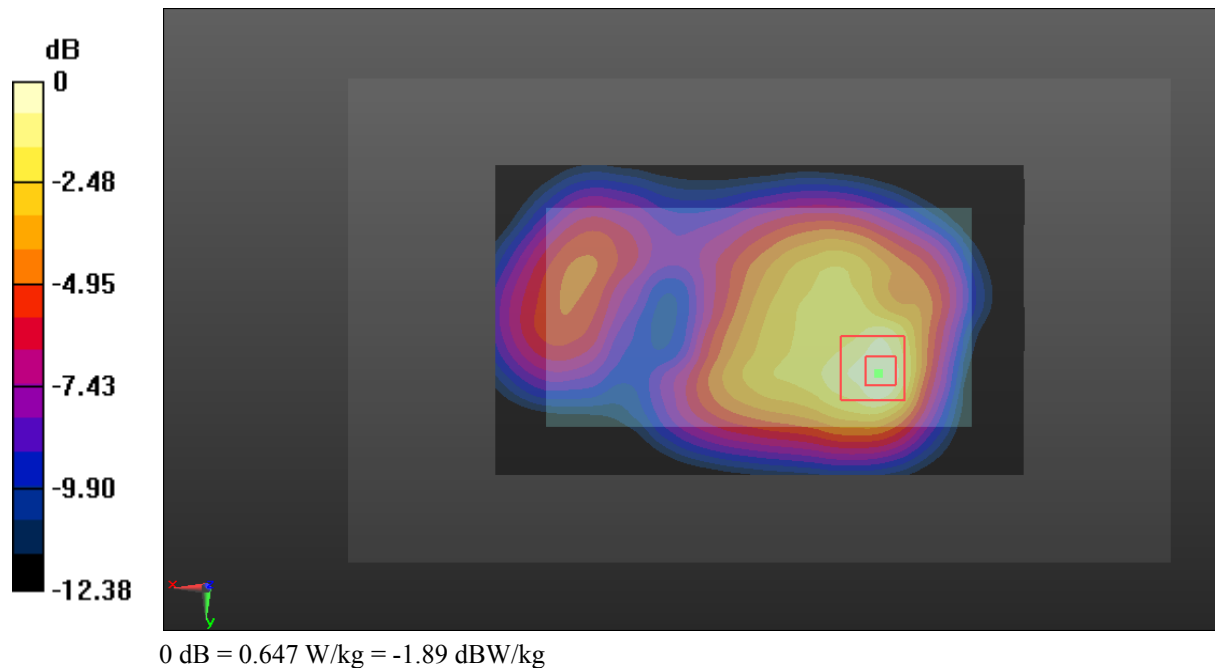
Zoom Scan (5x5x7)/Cube 0: Measurement grid: $dx=8\text{mm}$, $dy=8\text{mm}$, $dz=5\text{mm}$

Reference Value = 11.70 V/m; Power Drift = 0.20 dB

Peak SAR (extrapolated) = 0.786 W/kg

SAR(1 g) = 0.422 W/kg; SAR(10 g) = 0.234 W/kg

Maximum value of SAR (measured) = 0.647 W/kg



Test Plot 24#: WCDMA Band 2_Body Left_Middle

DUT:Smartphone; Type:AM509; Serial:17081800121;

Communication System: Generic WCDMA; Frequency: 1880 MHz;Duty Cycle: 1:1
 Medium parameters used: $f = 1880 \text{ MHz}$; $\sigma = 1.496 \text{ S/m}$; $\epsilon_r = 53.905$; $\rho = 1000 \text{ kg/m}^3$;
 Phantom section: Left Section

DASY5 Configuration:

- Probe: EX3DV4 - SN7441; ConvF(7.95, 7.95, 7.95); Calibrated: 2016/11/15;
- Sensor-Surface: 1.4mm (Mechanical Surface Detection)
- Electronics: DAE4 Sn772;Calibrated: 2016/10/25
- Phantom: Triple Flat Phantom 5.1C; Type: QD 000 P51 CA; Serial: 1130
- Measurement SW: DASY52, Version 52.8 (8);

Area Scan (121x51x1): Interpolated grid: $dx=1.500 \text{ mm}$, $dy=1.500 \text{ mm}$

Maximum value of SAR (interpolated) = 0.232 W/kg


Zoom Scan (5x5x7)/Cube 0: Measurement grid: $dx=8\text{mm}$, $dy=8\text{mm}$, $dz=5\text{mm}$

Reference Value = 8.427 V/m; Power Drift = 0.10 dB

Peak SAR (extrapolated) = 0.278 W/kg

SAR(1 g) = 0.152 W/kg; SAR(10 g) = 0.086 W/kg

Maximum value of SAR (measured) = 0.230 W/kg



Test Plot 25#: WCDMA Band 2_Body Right_Middle

DUT:Smartphone; Type:AM509; Serial:17081800121;

Communication System: Generic WCDMA; Frequency: 1880 MHz;Duty Cycle: 1:1
 Medium parameters used: $f = 1880 \text{ MHz}$; $\sigma = 1.496 \text{ S/m}$; $\epsilon_r = 53.905$; $\rho = 1000 \text{ kg/m}^3$;
 Phantom section: Left Section

DASY5 Configuration:

- Probe: EX3DV4 - SN7441; ConvF(7.95, 7.95, 7.95); Calibrated: 2016/11/15;
- Sensor-Surface: 1.4mm (Mechanical Surface Detection)
- Electronics: DAE4 Sn772;Calibrated: 2016/10/25
- Phantom: Triple Flat Phantom 5.1C; Type: QD 000 P51 CA; Serial: 1130
- Measurement SW: DASY52, Version 52.8 (8);

Area Scan (121x51x1): Interpolated grid: $dx=1.500 \text{ mm}$, $dy=1.500 \text{ mm}$

Maximum value of SAR (interpolated) = 0.157 W/kg


Zoom Scan (5x5x7)/Cube 0: Measurement grid: $dx=8\text{mm}$, $dy=8\text{mm}$, $dz=5\text{mm}$

Reference Value = 6.415 V/m; Power Drift = 0.02 dB

Peak SAR (extrapolated) = 0.188 W/kg

SAR(1 g) = 0.107 W/kg; SAR(10 g) = 0.063 W/kg

Maximum value of SAR (measured) = 0.157 W/kg



Test Plot 26#: WCDMA Band 2_Body Bottom_Middle

DUT:Smartphone; Type:AM509; Serial:17081800121;

Communication System: Generic WCDMA; Frequency: 1880 MHz;Duty Cycle: 1:1
 Medium parameters used: $f = 1880 \text{ MHz}$; $\sigma = 1.496 \text{ S/m}$; $\epsilon_r = 53.905$; $\rho = 1000 \text{ kg/m}^3$;
 Phantom section: Left Section

DASY5 Configuration:

- Probe: EX3DV4 - SN7441; ConvF(7.95, 7.95, 7.95); Calibrated: 2016/11/15;
- Sensor-Surface: 1.4mm (Mechanical Surface Detection)
- Electronics: DAE4 Sn772;Calibrated: 2016/10/25
- Phantom: Triple Flat Phantom 5.1C; Type: QD 000 P51 CA; Serial: 1130
- Measurement SW: DASY52, Version 52.8 (8);

Area Scan (51x71x1): Interpolated grid: $dx=1.500 \text{ mm}$, $dy=1.500 \text{ mm}$

Maximum value of SAR (interpolated) = 0.656 W/kg


Zoom Scan (5x5x7)/Cube 0: Measurement grid: $dx=8\text{mm}$, $dy=8\text{mm}$, $dz=5\text{mm}$

Reference Value = 17.29 V/m; Power Drift = 0.04 dB

Peak SAR (extrapolated) = 0.803 W/kg

SAR(1 g) = 0.433 W/kg; SAR(10 g) = 0.229 W/kg

Maximum value of SAR (measured) = 0.667 W/kg



0 dB = 0.667 W/kg = -1.76 dBW/kg

Test Plot 27#: WCDMA Band 5_Head Left Cheek_Middle**DUT:Smartphone; Type:AM509; Serial:17081800121;**

Communication System: WCDMA; Frequency: 836.6 MHz;Duty Cycle: 1:1

Medium parameters used: $f = 836.6$ MHz; $\sigma = 0.88$ S/m; $\epsilon_r = 42.141$; $\rho = 1000$ kg/m³ ;

Phantom section: Left Section

DASY5 Configuration:

- Probe: EX3DV4 - SN7441; ConvF(10.22, 10.22, 10.22); Calibrated: 2016/11/15;
- Sensor-Surface: 1.4mm (Mechanical Surface Detection)
- Electronics: DAE4 Sn772;Calibrated: 2016/10/25
- Phantom: SAM1; Type: QD000P40CC; Serial: TP:1412
- Measurement SW: DASY52, Version 52.8 (8);

Area Scan (121x71x1): Interpolated grid: dx=1.500 mm, dy=1.500 mm

Maximum value of SAR (interpolated) = 0.223 W/kg

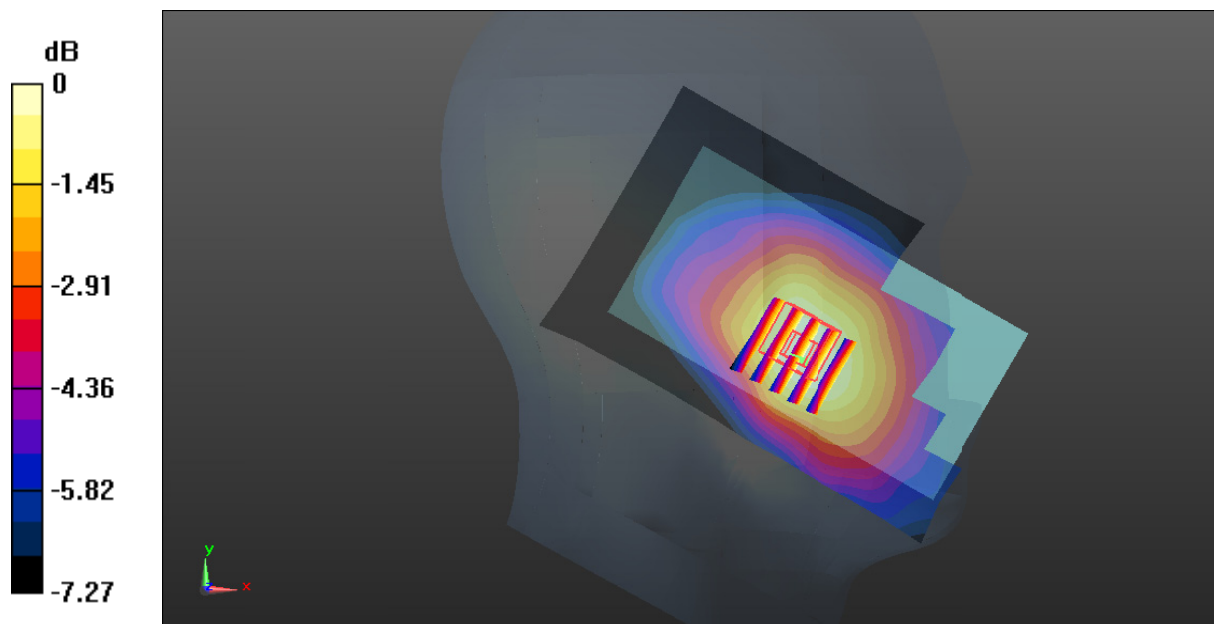
Zoom Scan (5x5x7)/Cube 0: Measurement grid: dx=8mm, dy=8mm, dz=5mm

Reference Value = 8.173 V/m; Power Drift = -0.19 dB

Peak SAR (extrapolated) = 0.238 W/kg

SAR(1 g) = 0.185 W/kg; SAR(10 g) = 0.145 W/kg

Maximum value of SAR (measured) = 0.218 W/kg



Test Plot 28#: WCDMA Band 5_Head Left Tilt_Middle**DUT:Smartphone; Type:AM509; Serial:17081800121;**

Communication System: WCDMA; Frequency: 836.6 MHz;Duty Cycle: 1:1
Medium parameters used: $f = 836.6$ MHz; $\sigma = 0.88$ S/m; $\epsilon_r = 42.141$; $\rho = 1000$ kg/m³ ;
Phantom section: Left Section

DASY5 Configuration:

- Probe: EX3DV4 - SN7441; ConvF(10.22, 10.22, 10.22); Calibrated: 2016/11/15;
- Sensor-Surface: 1.4mm (Mechanical Surface Detection)
- Electronics: DAE4 Sn772;Calibrated: 2016/10/25
- Phantom: SAM1; Type: QD000P40CC; Serial: TP:1412
- Measurement SW: DASY52, Version 52.8 (8);

Area Scan (121x71x1): Interpolated grid: dx=1.500 mm, dy=1.500 mm

Maximum value of SAR (interpolated) = 0.112 W/kg

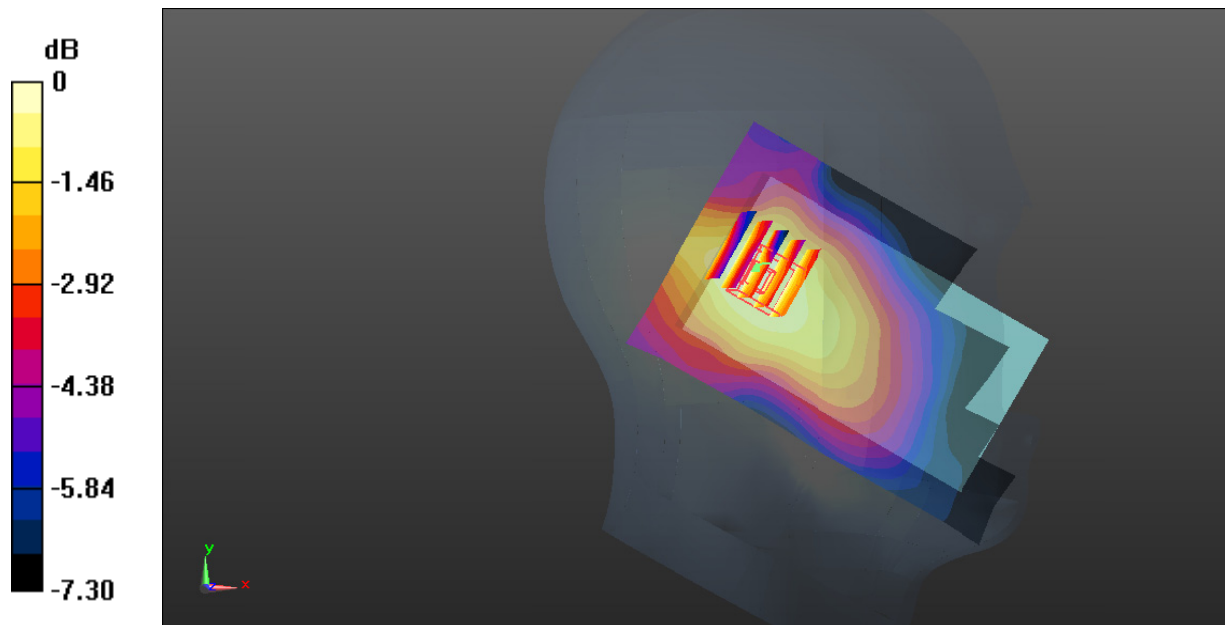
Zoom Scan (5x5x7)/Cube 0: Measurement grid: dx=8mm, dy=8mm, dz=5mm

Reference Value = 9.080 V/m; Power Drift = 0.05 dB

Peak SAR (extrapolated) = 0.124 W/kg

SAR(1 g) = 0.099 W/kg; SAR(10 g) = 0.082 W/kg

Maximum value of SAR (measured) = 0.115 W/kg



0 dB = 0.115 W/kg = -9.39 dBW/kg

Test Plot 29#: WCDMA Band 5_Head Right Cheek_Middle**DUT:Smartphone; Type:AM509; Serial:17081800121;**

Communication System: WCDMA; Frequency: 836.6 MHz;Duty Cycle: 1:1
Medium parameters used: $f = 836.6$ MHz; $\sigma = 0.88$ S/m; $\epsilon_r = 42.141$; $\rho = 1000$ kg/m³ ;
Phantom section: Right Section

DASY5 Configuration:

- Probe: EX3DV4 - SN7441; ConvF(10.22, 10.22, 10.22); Calibrated: 2016/11/15;
- Sensor-Surface: 1.4mm (Mechanical Surface Detection)
- Electronics: DAE4 Sn772;Calibrated: 2016/10/25
- Phantom: SAM1; Type: QD000P40CC; Serial: TP:1412
- Measurement SW: DASY52, Version 52.8 (8);

Area Scan (121x71x1): Interpolated grid: dx=1.500 mm, dy=1.500 mm

Maximum value of SAR (interpolated) = 0.169 W/kg


Zoom Scan (5x5x7)/Cube 0: Measurement grid: dx=8mm, dy=8mm, dz=5mm

Reference Value = 6.077 V/m; Power Drift = -0.12 dB

Peak SAR (extrapolated) = 0.180 W/kg

SAR(1 g) = 0.151 W/kg; SAR(10 g) = 0.122 W/kg

Maximum value of SAR (measured) = 0.170 W/kg



Test Plot 30#: WCDMA Band 5_Head Right Tilt_Middle**DUT:Smartphone; Type:AM509; Serial:17081800121;**

Communication System: WCDMA; Frequency: 836.6 MHz;Duty Cycle: 1:1
Medium parameters used: $f = 836.6$ MHz; $\sigma = 0.88$ S/m; $\epsilon_r = 42.141$; $\rho = 1000$ kg/m³ ;
Phantom section: Right Section

DASY5 Configuration:

- Probe: EX3DV4 - SN7441; ConvF(10.22, 10.22, 10.22); Calibrated: 2016/11/15;
- Sensor-Surface: 1.4mm (Mechanical Surface Detection)
- Electronics: DAE4 Sn772;Calibrated: 2016/10/25
- Phantom: SAM1; Type: QD000P40CC; Serial: TP:1412
- Measurement SW: DASY52, Version 52.8 (8);

Area Scan (121x71x1): Interpolated grid: dx=1.500 mm, dy=1.500 mm

Maximum value of SAR (interpolated) = 0.0896 W/kg

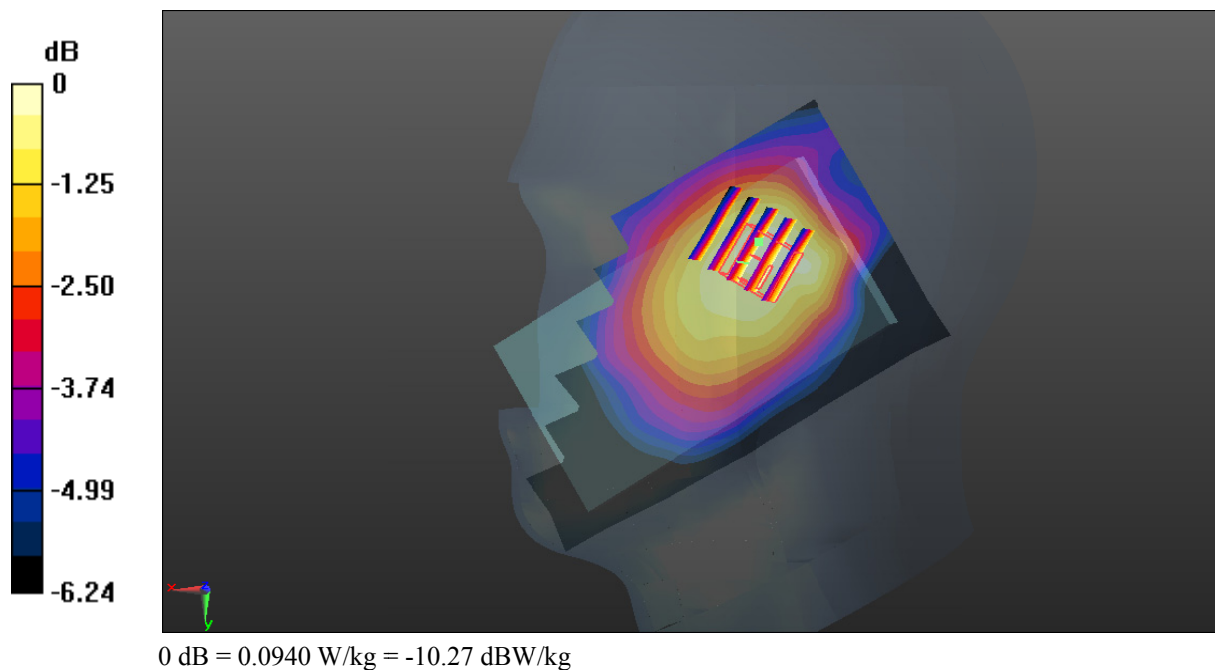
Zoom Scan (5x5x7)/Cube 0: Measurement grid: dx=8mm, dy=8mm, dz=5mm

Reference Value = 8.080 V/m; Power Drift = 0.12 dB

Peak SAR (extrapolated) = 0.100 W/kg

SAR(1 g) = 0.081 W/kg; SAR(10 g) = 0.065 W/kg

Maximum value of SAR (measured) = 0.0940 W/kg



Test Plot 31#: WCDMA Band 5_Body Back_Middle**DUT:Smartphone; Type:AM509; Serial:17081800121;**

Communication System: Generic WCDMA; Frequency: 836.6 MHz;Duty Cycle: 1:1
Medium parameters used: $f = 836.6$ MHz; $\sigma = 0.965$ S/m; $\epsilon_r = 56.162$; $\rho = 1000$ kg/m³ ;
Phantom section: Right Section

DASY5 Configuration:

- Probe: EX3DV4 - SN7441; ConvF(9.85, 9.85, 9.85); Calibrated: 2016/11/15;
- Sensor-Surface: 1.4mm (Mechanical Surface Detection)
- Electronics: DAE4 Sn772;Calibrated: 2016/10/25
- Phantom: Triple Flat Phantom 5.1C; Type: QD 000 P51 CA; Serial: 1130
- Measurement SW: DASY52, Version 52.8 (8);

Area Scan (121x71x1): Interpolated grid: dx=1.500 mm, dy=1.500 mm

Maximum value of SAR (interpolated) = 0.565 W/kg

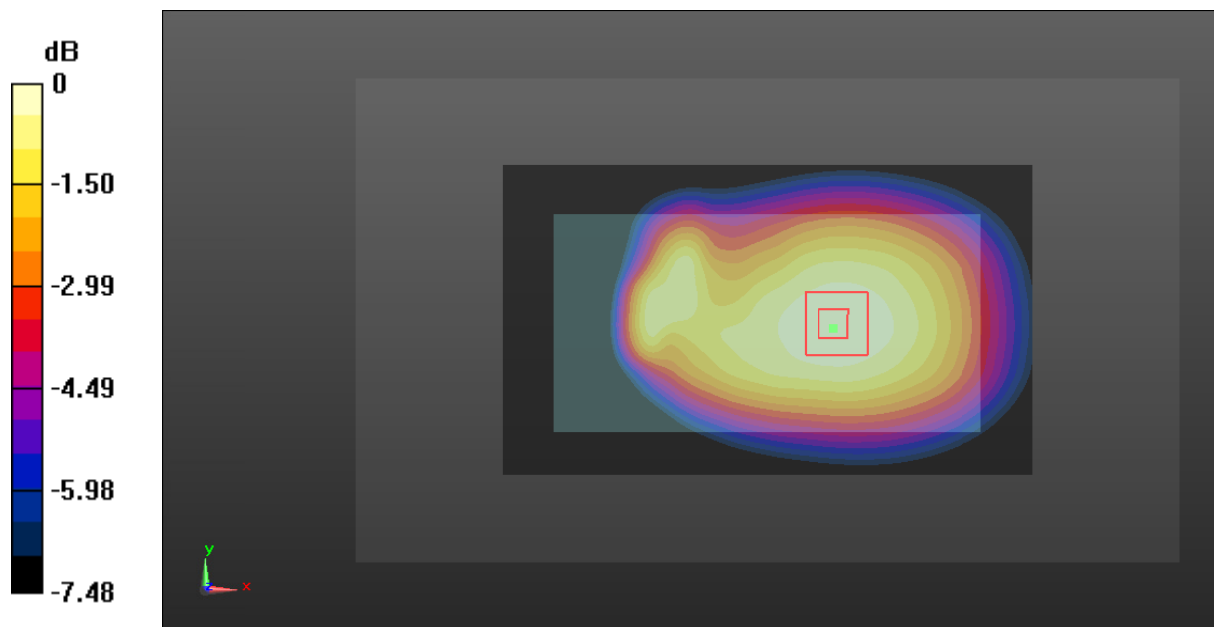
Zoom Scan (5x5x7)/Cube 0: Measurement grid: dx=8mm, dy=8mm, dz=5mm

Reference Value = 21.96 V/m; Power Drift = 0.10 dB

Peak SAR (extrapolated) = 0.594 W/kg

SAR(1 g) = 0.496 W/kg; SAR(10 g) = 0.386 W/kg

Maximum value of SAR (measured) = 0.566 W/kg



0 dB = 0.566 W/kg = -2.47 dBW/kg

Test Plot 32#: WCDMA Band 5_Body Left_Middle

DUT:Smartphone; Type:AM509; Serial:17081800121;

Communication System: Generic WCDMA; Frequency: 836.6 MHz;Duty Cycle: 1:1
 Medium parameters used: $f = 836.6 \text{ MHz}$; $\sigma = 0.965 \text{ S/m}$; $\epsilon_r = 56.162$; $\rho = 1000 \text{ kg/m}^3$;
 Phantom section: Right Section

DASY5 Configuration:

- Probe: EX3DV4 - SN7441; ConvF(9.85, 9.85, 9.85); Calibrated: 2016/11/15;
- Sensor-Surface: 1.4mm (Mechanical Surface Detection)
- Electronics: DAE4 Sn772;Calibrated: 2016/10/25
- Phantom: Triple Flat Phantom 5.1C; Type: QD 000 P51 CA; Serial: 1130
- Measurement SW: DASY52, Version 52.8 (8);

Area Scan (121x51x1): Interpolated grid: $dx=1.500 \text{ mm}$, $dy=1.500 \text{ mm}$

Maximum value of SAR (interpolated) = 0.339 W/kg


Zoom Scan (5x5x7)/Cube 0: Measurement grid: $dx=8\text{mm}$, $dy=8\text{mm}$, $dz=5\text{mm}$

Reference Value = 14.99 V/m; Power Drift = 0.06 dB

Peak SAR (extrapolated) = 0.368 W/kg

SAR(1 g) = 0.279 W/kg; SAR(10 g) = 0.200 W/kg

Maximum value of SAR (measured) = 0.342 W/kg



0 dB = 0.342 W/kg = -4.66 dBW/kg

Test Plot 33#: WCDMA Band 5_Body Right_Middle

DUT:Smartphone; Type:AM509; Serial:17081800121;

Communication System: Generic WCDMA; Frequency: 836.6 MHz;Duty Cycle: 1:1
 Medium parameters used: $f = 836.6 \text{ MHz}$; $\sigma = 0.965 \text{ S/m}$; $\epsilon_r = 56.162$; $\rho = 1000 \text{ kg/m}^3$;
 Phantom section: Right Section

DASY5 Configuration:

- Probe: EX3DV4 - SN7441; ConvF(9.85, 9.85, 9.85); Calibrated: 2016/11/15;
- Sensor-Surface: 1.4mm (Mechanical Surface Detection)
- Electronics: DAE4 Sn772;Calibrated: 2016/10/25
- Phantom: Triple Flat Phantom 5.1C; Type: QD 000 P51 CA; Serial: 1130
- Measurement SW: DASY52, Version 52.8 (8);

Area Scan (121x51x1): Interpolated grid: $dx=1.500 \text{ mm}$, $dy=1.500 \text{ mm}$

Maximum value of SAR (interpolated) = 0.252 W/kg

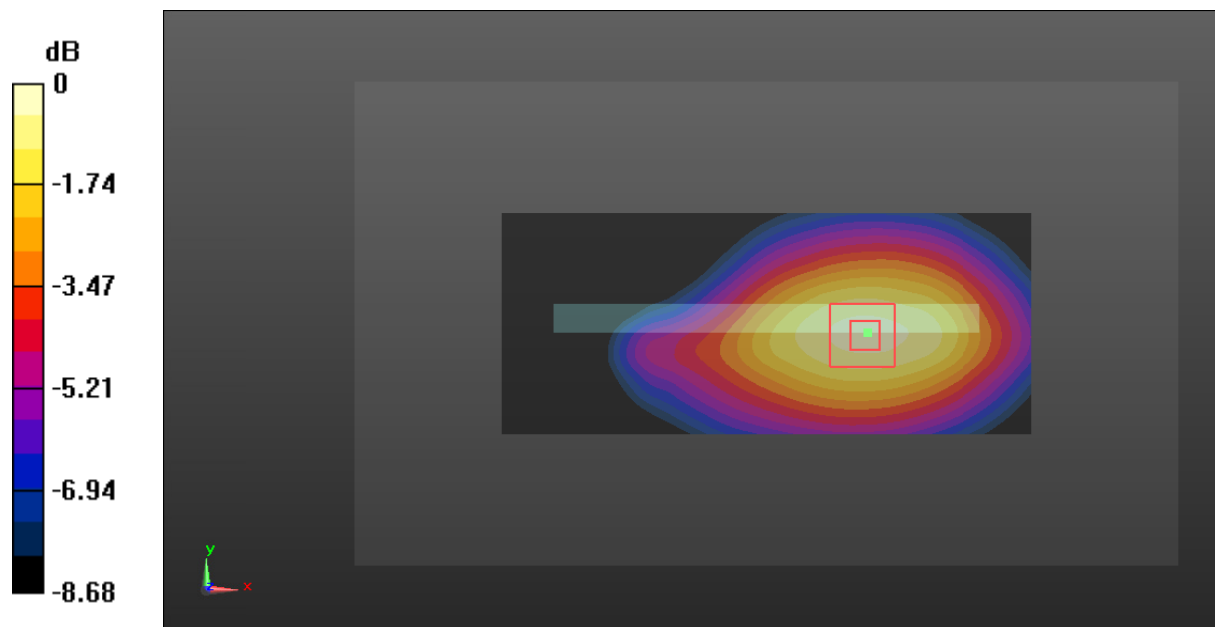
Zoom Scan (5x5x7)/Cube 0: Measurement grid: $dx=8\text{mm}$, $dy=8\text{mm}$, $dz=5\text{mm}$

Reference Value = 11.94 V/m; Power Drift = 0.11 dB

Peak SAR (extrapolated) = 0.293 W/kg

SAR(1 g) = 0.219 W/kg; SAR(10 g) = 0.157 W/kg

Maximum value of SAR (measured) = 0.272 W/kg



0 dB = 0.272 W/kg = -5.65 dBW/kg

Test Plot 34#: WCDMA Band 5_Body Bottom_Middle

DUT:Smartphone; Type:AM509; Serial:17081800121;

Communication System: Generic WCDMA; Frequency: 836.6 MHz;Duty Cycle: 1:1
 Medium parameters used: $f = 836.6 \text{ MHz}$; $\sigma = 0.965 \text{ S/m}$; $\epsilon_r = 56.162$; $\rho = 1000 \text{ kg/m}^3$;
 Phantom section: Right Section

DASY5 Configuration:

- Probe: EX3DV4 - SN7441; ConvF(9.85, 9.85, 9.85); Calibrated: 2016/11/15;
- Sensor-Surface: 1.4mm (Mechanical Surface Detection)
- Electronics: DAE4 Sn772;Calibrated: 2016/10/25
- Phantom: Triple Flat Phantom 5.1C; Type: QD 000 P51 CA; Serial: 1130
- Measurement SW: DASY52, Version 52.8 (8);

Area Scan (51x71x1): Interpolated grid: $dx=1.500 \text{ mm}$, $dy=1.500 \text{ mm}$

Maximum value of SAR (interpolated) = 0.381 W/kg


Zoom Scan (5x5x7)/Cube 0: Measurement grid: $dx=8\text{mm}$, $dy=8\text{mm}$, $dz=5\text{mm}$

Reference Value = 12.70 V/m; Power Drift = -0.11 dB

Peak SAR (extrapolated) = 0.645 W/kg

SAR(1 g) = 0.210 W/kg; SAR(10 g) = 0.096 W/kg

Maximum value of SAR (measured) = 0.427 W/kg



0 dB = 0.427 W/kg = -3.70 dBW/kg

Test Plot 35#: LTE Band 4_Head Left Cheek_Middle_1RB

DUT:Smartphone; Type:AM509; Serial:17081800121;

Communication System: Generic FDD-LTE; Frequency: 1732.5 MHz;Duty Cycle: 1:1
 Medium parameters used: $f = 1732.5 \text{ MHz}$; $\sigma = 1.331 \text{ S/m}$; $\epsilon_r = 40.854$; $\rho = 1000 \text{ kg/m}^3$;
 Phantom section: Left Section

DASY5 Configuration:

- Probe: EX3DV4 - SN7441; ConvF(8.92, 8.92, 8.92); Calibrated: 2016/11/15;
- Sensor-Surface: 1.4mm (Mechanical Surface Detection)
- Electronics: DAE4 Sn772;Calibrated: 2016/10/25
- Phantom: SAM1; Type: QD000P40CC; Serial: TP:1412
- Measurement SW: DASY52, Version 52.8 (8);

Area Scan (121x71x1): Interpolated grid: $dx=1.500 \text{ mm}$, $dy=1.500 \text{ mm}$

Maximum value of SAR (interpolated) = 0.422 W/kg


Zoom Scan (5x5x7)/Cube 0: Measurement grid: $dx=8\text{mm}$, $dy=8\text{mm}$, $dz=5\text{mm}$

Reference Value = 6.585 V/m ; Power Drift = -0.05 dB

Peak SAR (extrapolated) = 0.478 W/kg

SAR(1 g) = 0.335 W/kg ; SAR(10 g) = 0.231 W/kg

Maximum value of SAR (measured) = 0.422 W/kg



0 dB = $0.422 \text{ W/kg} = -3.75 \text{ dBW/kg}$

Test Plot 36#: LTE Band 4_Head Left Cheek_Middle_50%RB**DUT:Smartphone; Type:AM509; Serial:17081800121;**

Communication System: Generic FDD-LTE; Frequency: 1732.5 MHz;Duty Cycle: 1:1
Medium parameters used: $f = 1732.5$ MHz; $\sigma = 1.331$ S/m; $\epsilon_r = 40.854$; $\rho = 1000$ kg/m³ ;
Phantom section: Left Section

DASY5 Configuration:

- Probe: EX3DV4 - SN7441; ConvF(8.92, 8.92, 8.92); Calibrated: 2016/11/15;
- Sensor-Surface: 1.4mm (Mechanical Surface Detection)
- Electronics: DAE4 Sn772;Calibrated: 2016/10/25
- Phantom: SAM1; Type: QD000P40CC; Serial: TP:1412
- Measurement SW: DASY52, Version 52.8 (8);

Area Scan (121x71x1): Interpolated grid: dx=1.500 mm, dy=1.500 mm

Maximum value of SAR (interpolated) = 0.335 W/kg


Zoom Scan (5x5x7)/Cube 0: Measurement grid: dx=8mm, dy=8mm, dz=5mm

Reference Value = 6.409 V/m; Power Drift = 0.01 dB

Peak SAR (extrapolated) = 0.390 W/kg

SAR(1 g) = 0.274 W/kg; SAR(10 g) = 0.190 W/kg

Maximum value of SAR (measured) = 0.346 W/kg



0 dB = 0.346 W/kg = -4.61 dBW/kg

Test Plot 37#: LTE Band 4_Head Left Tilt_Middle_1RB**DUT:Smartphone; Type:AM509; Serial:17081800121;**

Communication System: Generic FDD-LTE; Frequency: 1732.5 MHz;Duty Cycle: 1:1
Medium parameters used: $f = 1732.5$ MHz; $\sigma = 1.331$ S/m; $\epsilon_r = 40.854$; $\rho = 1000$ kg/m³ ;
Phantom section: Left Section

DASY5 Configuration:

- Probe: EX3DV4 - SN7441; ConvF(8.92, 8.92, 8.92); Calibrated: 2016/11/15;
- Sensor-Surface: 1.4mm (Mechanical Surface Detection)
- Electronics: DAE4 Sn772;Calibrated: 2016/10/25
- Phantom: SAM1; Type: QD000P40CC; Serial: TP:1412
- Measurement SW: DASY52, Version 52.8 (8);

Area Scan (121x71x1): Interpolated grid: dx=1.500 mm, dy=1.500 mm

Maximum value of SAR (interpolated) = 0.136 W/kg

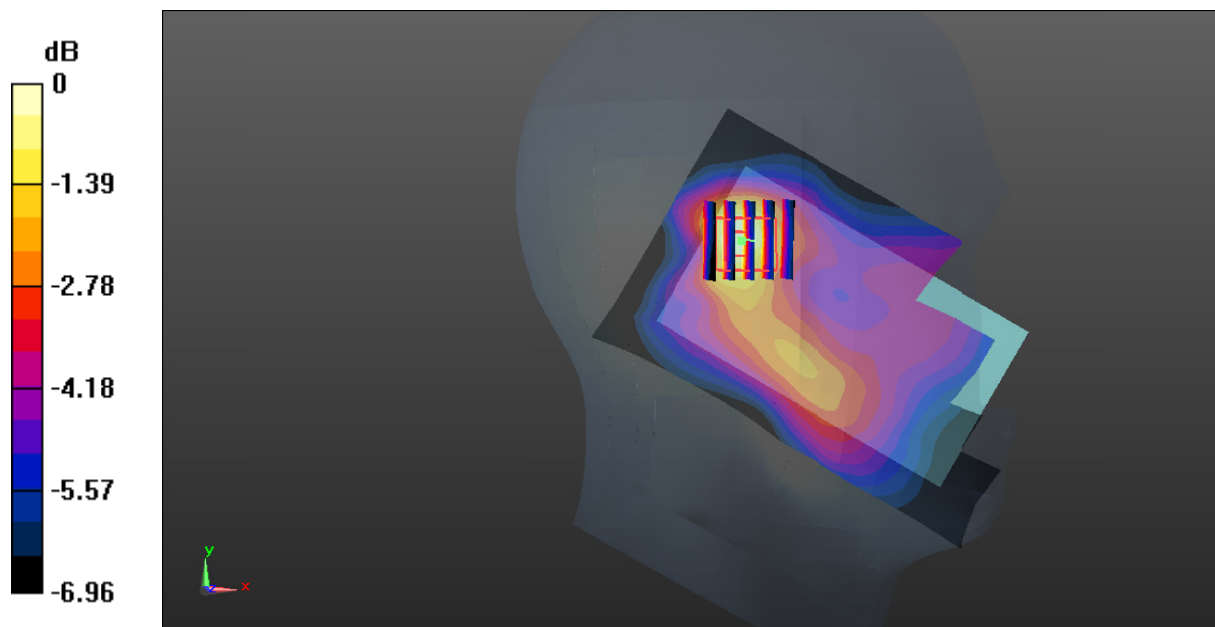
Zoom Scan (5x5x7)/Cube 0: Measurement grid: dx=8mm, dy=8mm, dz=5mm

Reference Value = 8.139 V/m; Power Drift = 0.16 dB

Peak SAR (extrapolated) = 0.149 W/kg

SAR(1 g) = 0.099 W/kg; SAR(10 g) = 0.068 W/kg

Maximum value of SAR (measured) = 0.130 W/kg



0 dB = 0.130 W/kg = -8.86 dBW/kg

Test Plot 38#: LTE Band 4_Head Left Tilt_Middle_50%RB**DUT:Smartphone; Type:AM509; Serial:17081800121;**

Communication System: Generic FDD-LTE; Frequency: 1732.5 MHz;Duty Cycle: 1:1
Medium parameters used: $f = 1732.5$ MHz; $\sigma = 1.331$ S/m; $\epsilon_r = 40.854$; $\rho = 1000$ kg/m³ ;
Phantom section: Left Section

DASY5 Configuration:

- Probe: EX3DV4 - SN7441; ConvF(8.92, 8.92, 8.92); Calibrated: 2016/11/15;
- Sensor-Surface: 1.4mm (Mechanical Surface Detection)
- Electronics: DAE4 Sn772;Calibrated: 2016/10/25
- Phantom: SAM1; Type: QD000P40CC; Serial: TP:1412
- Measurement SW: DASY52, Version 52.8 (8);

Area Scan (121x71x1): Interpolated grid: dx=1.500 mm, dy=1.500 mm

Maximum value of SAR (interpolated) = 0.115 W/kg


Zoom Scan (5x5x7)/Cube 0: Measurement grid: dx=8mm, dy=8mm, dz=5mm

Reference Value = 7.689 V/m; Power Drift = 0.08 dB

Peak SAR (extrapolated) = 0.126 W/kg

SAR(1 g) = 0.083 W/kg; SAR(10 g) = 0.059 W/kg

Maximum value of SAR (measured) = 0.109 W/kg



0 dB = 0.109 W/kg = -9.63 dBW/kg

Test Plot 39#: LTE Band 4_Head Right Cheek_Middle_1RB**DUT:Smartphone; Type:AM509; Serial:17081800121;**

Communication System: Generic FDD-LTE; Frequency: 1732.5 MHz;Duty Cycle: 1:1
Medium parameters used: $f = 1732.5$ MHz; $\sigma = 1.331$ S/m; $\epsilon_r = 40.854$; $\rho = 1000$ kg/m³ ;
Phantom section: Right Section

DASY5 Configuration:

- Probe: EX3DV4 - SN7441; ConvF(8.92, 8.92, 8.92); Calibrated: 2016/11/15;
- Sensor-Surface: 1.4mm (Mechanical Surface Detection)
- Electronics: DAE4 Sn772;Calibrated: 2016/10/25
- Phantom: SAM1; Type: QD000P40CC; Serial: TP:1412
- Measurement SW: DASY52, Version 52.8 (8);

Area Scan (121x71x1): Interpolated grid: dx=1.500 mm, dy=1.500 mm

Maximum value of SAR (interpolated) = 0.312 W/kg

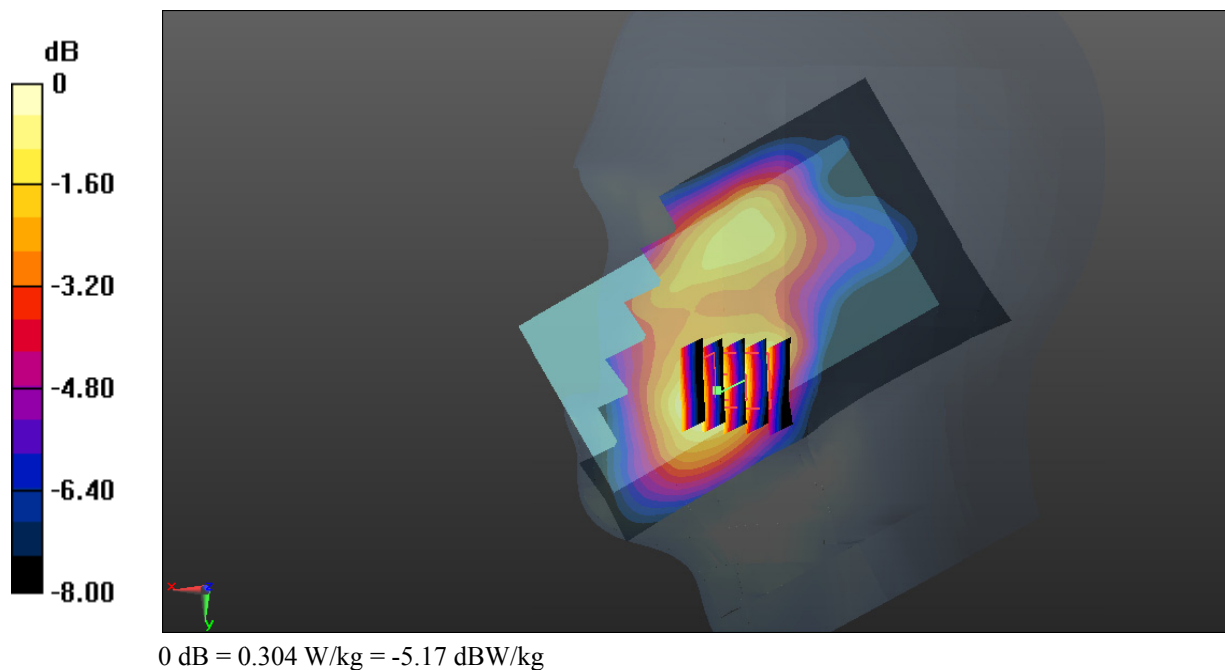
Zoom Scan (5x5x7)/Cube 0: Measurement grid: dx=8mm, dy=8mm, dz=5mm

Reference Value = 7.359 V/m; Power Drift = -0.11 dB

Peak SAR (extrapolated) = 0.343 W/kg

SAR(1 g) = 0.240 W/kg; SAR(10 g) = 0.165 W/kg

Maximum value of SAR (measured) = 0.304 W/kg



Test Plot 40#: LTE Band 4_Head Right Cheek_Middle_50%RB**DUT:Smartphone; Type:AM509; Serial:17081800121;**

Communication System: Generic FDD-LTE; Frequency: 1732.5 MHz;Duty Cycle: 1:1
Medium parameters used: $f = 1732.5$ MHz; $\sigma = 1.331$ S/m; $\epsilon_r = 40.854$; $\rho = 1000$ kg/m³ ;
Phantom section: Right Section

DASY5 Configuration:

- Probe: EX3DV4 - SN7441; ConvF(8.92, 8.92, 8.92); Calibrated: 2016/11/15;
- Sensor-Surface: 1.4mm (Mechanical Surface Detection)
- Electronics: DAE4 Sn772;Calibrated: 2016/10/25
- Phantom: SAM1; Type: QD000P40CC; Serial: TP:1412
- Measurement SW: DASY52, Version 52.8 (8);

Area Scan (121x71x1): Interpolated grid: dx=1.500 mm, dy=1.500 mm

Maximum value of SAR (interpolated) = 0.245 W/kg

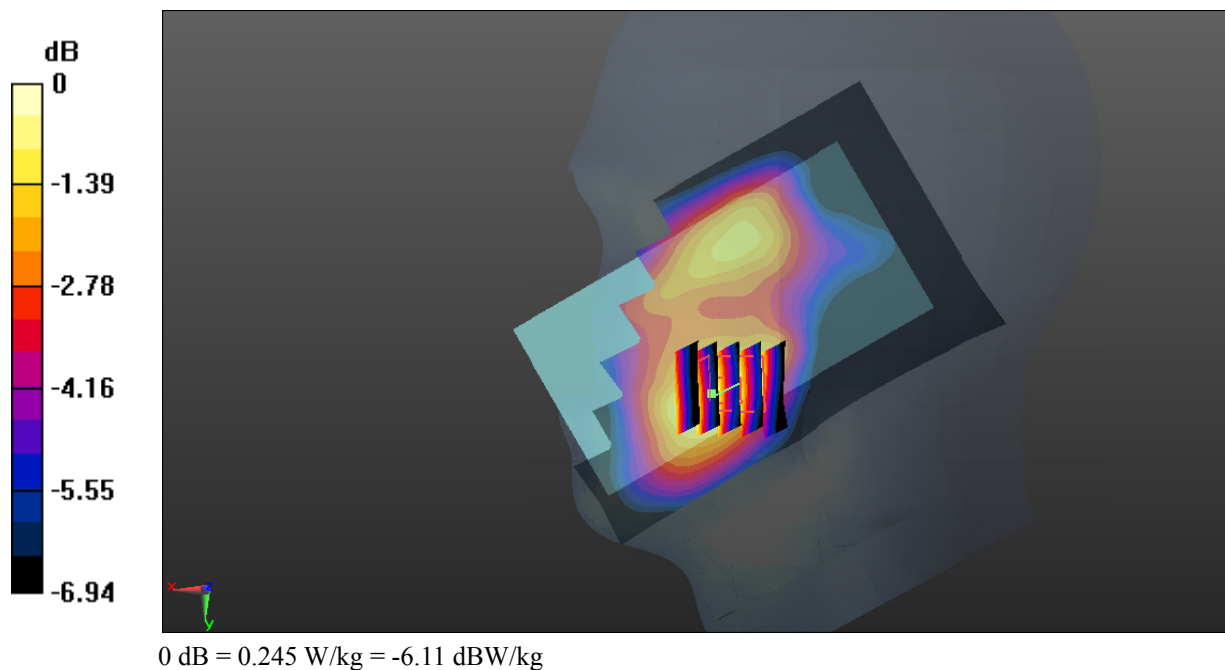
Zoom Scan (5x5x7)/Cube 0: Measurement grid: dx=8mm, dy=8mm, dz=5mm

Reference Value = 6.633 V/m; Power Drift = 0.19 dB

Peak SAR (extrapolated) = 0.276 W/kg

SAR(1 g) = 0.197 W/kg; SAR(10 g) = 0.141 W/kg

Maximum value of SAR (measured) = 0.245 W/kg



Test Plot 41#: LTE Band 4_Head Right Tilt_Middle_1RB

DUT:Smartphone; Type:AM509; Serial:17081800121;

Communication System: Generic FDD-LTE; Frequency: 1732.5 MHz;Duty Cycle: 1:1
 Medium parameters used: $f = 1732.5$ MHz; $\sigma = 1.331$ S/m; $\epsilon_r = 40.854$; $\rho = 1000$ kg/m³ ;
 Phantom section: Right Section

DASY5 Configuration:

- Probe: EX3DV4 - SN7441; ConvF(8.92, 8.92, 8.92); Calibrated: 2016/11/15;
- Sensor-Surface: 1.4mm (Mechanical Surface Detection)
- Electronics: DAE4 Sn772;Calibrated: 2016/10/25
- Phantom: SAM1; Type: QD000P40CC; Serial: TP:1412
- Measurement SW: DASY52, Version 52.8 (8);

Area Scan (121x71x1): Interpolated grid: dx=1.500 mm, dy=1.500 mm

Maximum value of SAR (interpolated) = 0.111 W/kg

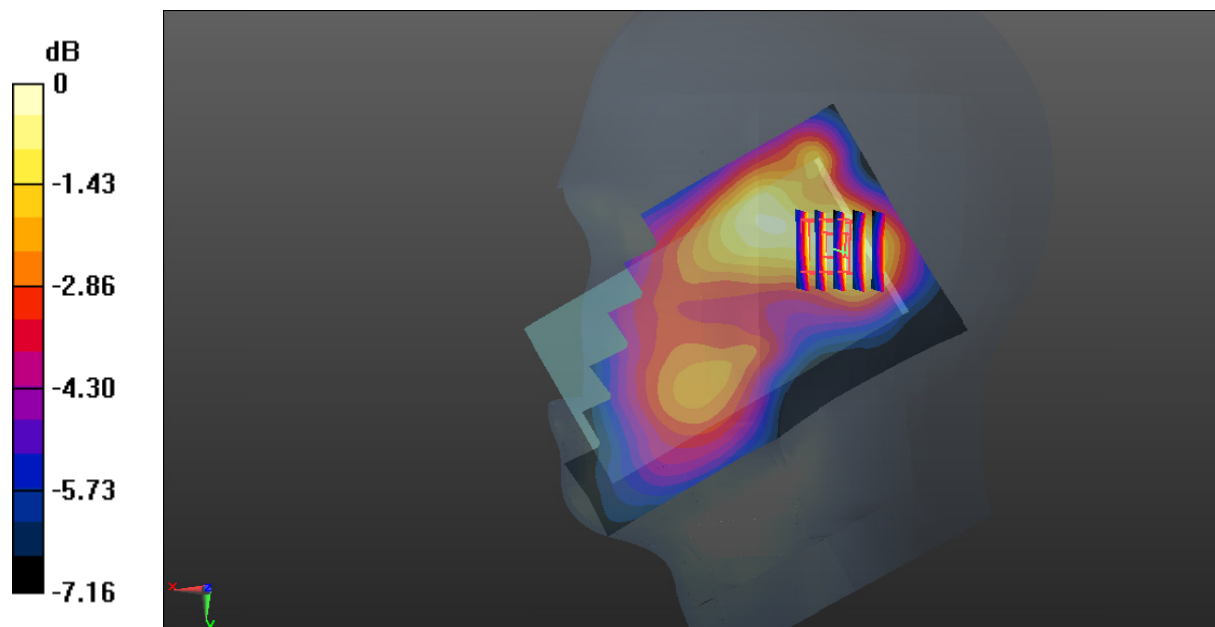
Zoom Scan (5x5x7)/Cube 0: Measurement grid: dx=8mm, dy=8mm, dz=5mm

Reference Value = 8.459 V/m; Power Drift = 0.07 dB

Peak SAR (extrapolated) = 0.125 W/kg

SAR(1 g) = 0.087 W/kg; SAR(10 g) = 0.061 W/kg

Maximum value of SAR (measured) = 0.110 W/kg



0 dB = 0.110 W/kg = -9.59 dBW/kg

Test Plot 42#: LTE Band 4_Head Right Tilt_Middle_50%RB

DUT:Smartphone; Type:AM509; Serial:17081800121;

Communication System: Generic FDD-LTE; Frequency: 1732.5 MHz;Duty Cycle: 1:1
 Medium parameters used: $f = 1732.5 \text{ MHz}$; $\sigma = 1.331 \text{ S/m}$; $\epsilon_r = 40.854$; $\rho = 1000 \text{ kg/m}^3$;
 Phantom section: Right Section

DASY5 Configuration:

- Probe: EX3DV4 - SN7441; ConvF(8.92, 8.92, 8.92); Calibrated: 2016/11/15;
- Sensor-Surface: 1.4mm (Mechanical Surface Detection)
- Electronics: DAE4 Sn772;Calibrated: 2016/10/25
- Phantom: SAM1; Type: QD000P40CC; Serial: TP:1412
- Measurement SW: DASY52, Version 52.8 (8);

Area Scan (121x71x1): Interpolated grid: $dx=1.500 \text{ mm}$, $dy=1.500 \text{ mm}$

Maximum value of SAR (interpolated) = 0.0937 W/kg

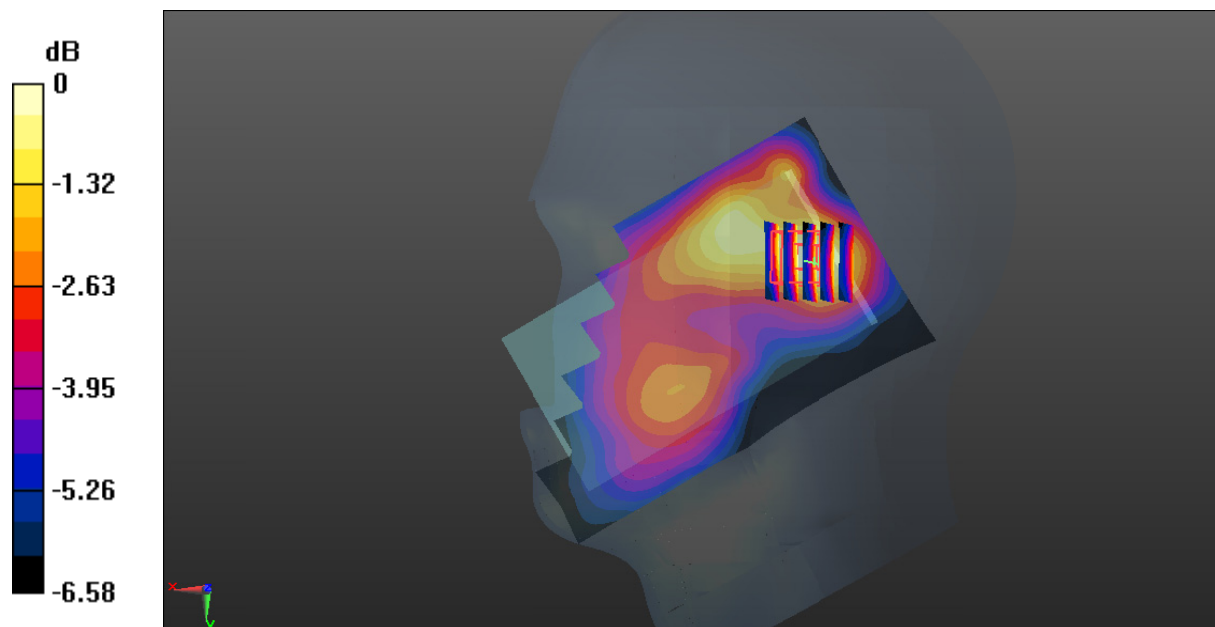
Zoom Scan (5x5x7)/Cube 0: Measurement grid: $dx=8\text{mm}$, $dy=8\text{mm}$, $dz=5\text{mm}$

Reference Value = 7.742 V/m ; Power Drift = 0.10 dB

Peak SAR (extrapolated) = 0.107 W/kg

SAR(1 g) = 0.073 W/kg ; SAR(10 g) = 0.052 W/kg

Maximum value of SAR (measured) = 0.0931 W/kg



0 dB = $0.0931 \text{ W/kg} = -10.31 \text{ dBW/kg}$

Test Plot 43#: LTE Band 4_Body Back_Middle_1RB

DUT:Smartphone; Type:AM509; Serial:17081800121;

Communication System: Generic FDD-LTE; Frequency: 1732.5 MHz;Duty Cycle: 1:1
 Medium parameters used: $f = 1732.5 \text{ MHz}$; $\sigma = 1.461 \text{ S/m}$; $\epsilon_r = 53.652$; $\rho = 1000 \text{ kg/m}^3$;
 Phantom section: Center Section

DASY5 Configuration:

- Probe: EX3DV4 - SN7441; ConvF(8.25, 8.25, 8.25); Calibrated: 2016/11/15;
- Sensor-Surface: 1.4mm (Mechanical Surface Detection)
- Electronics: DAE4 Sn772;Calibrated: 2016/10/25
- Phantom: Triple Flat Phantom 5.1C; Type: QD 000 P51 CA; Serial: 1130
- Measurement SW: DASY52, Version 52.8 (8);

Area Scan (121x71x1): Interpolated grid: $dx=1.500 \text{ mm}$, $dy=1.500 \text{ mm}$

Maximum value of SAR (interpolated) = 0.910 W/kg

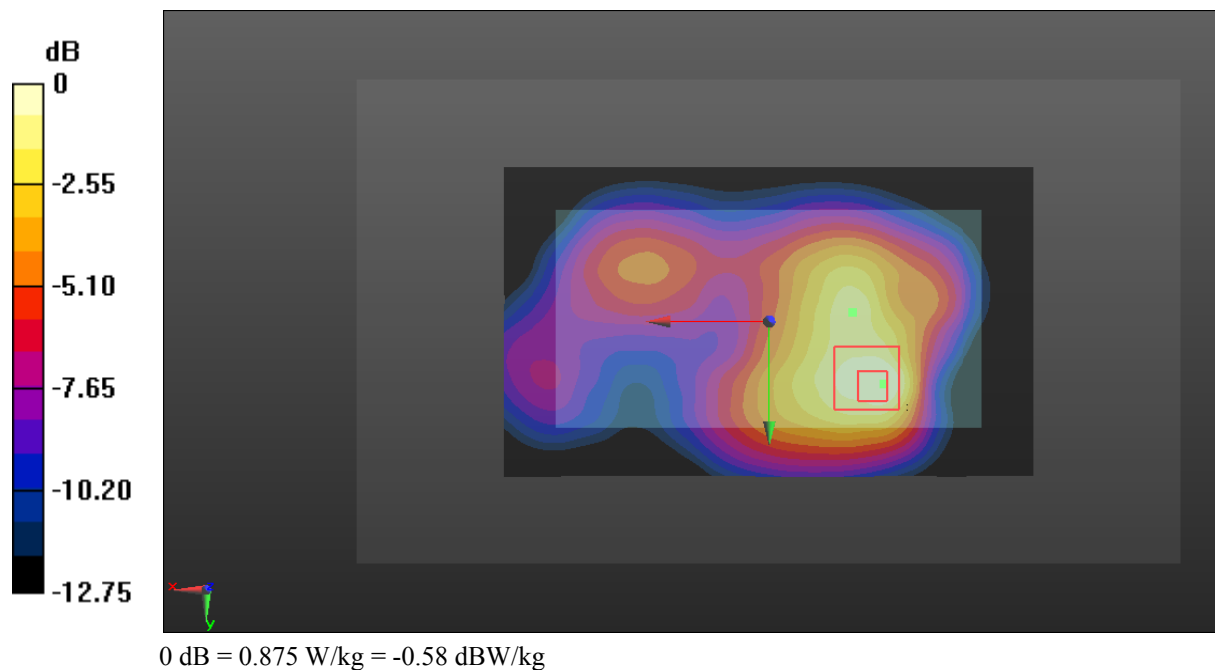
Zoom Scan (5x5x7)/Cube 0: Measurement grid: $dx=8\text{mm}$, $dy=8\text{mm}$, $dz=5\text{mm}$

Reference Value = 11.92 V/m; Power Drift = 0.09 dB

Peak SAR (extrapolated) = 1.07 W/kg

SAR(1 g) = 0.606 W/kg; SAR(10 g) = 0.368 W/kg

Maximum value of SAR (measured) = 0.875 W/kg



Test Plot 44#: LTE Band 4_Body Back_Middle_50%RB

DUT:Smartphone; Type:AM509; Serial:17081800121;

Communication System: Generic FDD-LTE; Frequency: 1732.5 MHz;Duty Cycle: 1:1
 Medium parameters used: $f = 1732.5$ MHz; $\sigma = 1.461$ S/m; $\epsilon_r = 53.652$; $\rho = 1000$ kg/m³ ;
 Phantom section: Center Section

DASY5 Configuration:

- Probe: EX3DV4 - SN7441; ConvF(8.25, 8.25, 8.25); Calibrated: 2016/11/15;
- Sensor-Surface: 1.4mm (Mechanical Surface Detection)
- Electronics: DAE4 Sn772;Calibrated: 2016/10/25
- Phantom: Triple Flat Phantom 5.1C; Type: QD 000 P51 CA; Serial: 1130
- Measurement SW: DASY52, Version 52.8 (8);

Area Scan (121x71x1): Interpolated grid: dx=1.500 mm, dy=1.500 mm

Maximum value of SAR (interpolated) = 0.736 W/kg

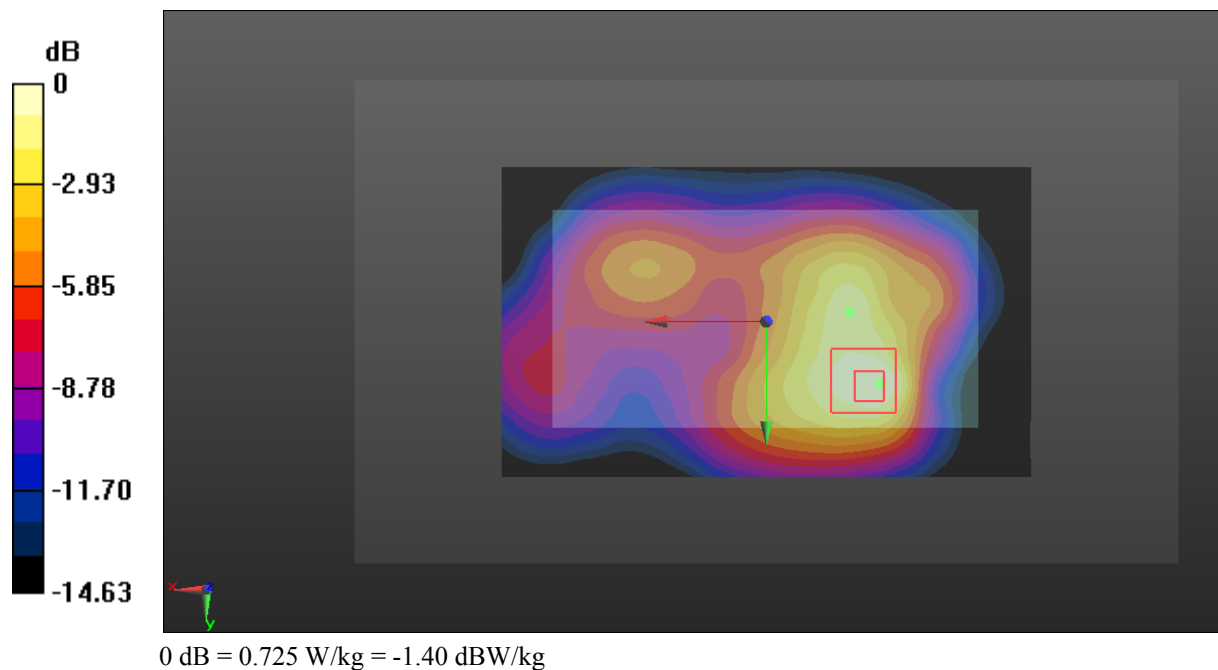
Zoom Scan (5x5x7)/Cube 0: Measurement grid: dx=8mm, dy=8mm, dz=5mm

Reference Value = 10.57 V/m; Power Drift = 0.07 dB

Peak SAR (extrapolated) = 0.886 W/kg

SAR(1 g) = 0.499 W/kg; SAR(10 g) = 0.303 W/kg

Maximum value of SAR (measured) = 0.725 W/kg



Test Plot 45#: LTE Band 4_Body Left_Middle_1RB

DUT:Smartphone; Type:AM509; Serial:17081800121;

Communication System: Generic FDD-LTE; Frequency: 1732.5 MHz;Duty Cycle: 1:1
 Medium parameters used: $f = 1732.5$ MHz; $\sigma = 1.461$ S/m; $\epsilon_r = 53.652$; $\rho = 1000$ kg/m³ ;
 Phantom section: Center Section

DASY5 Configuration:

- Probe: EX3DV4 - SN7441; ConvF(8.25, 8.25, 8.25); Calibrated: 2016/11/15;
- Sensor-Surface: 1.4mm (Mechanical Surface Detection)
- Electronics: DAE4 Sn772;Calibrated: 2016/10/25
- Phantom: Triple Flat Phantom 5.1C; Type: QD 000 P51 CA; Serial: 1130
- Measurement SW: DASY52, Version 52.8 (8);

Area Scan (121x51x1): Interpolated grid: dx=1.500 mm, dy=1.500 mm

Maximum value of SAR (interpolated) = 0.151 W/kg


Zoom Scan (5x5x7)/Cube 0: Measurement grid: dx=8mm, dy=8mm, dz=5mm

Reference Value = 7.191 V/m; Power Drift = 0.10 dB

Peak SAR (extrapolated) = 0.183 W/kg

SAR(1 g) = 0.114 W/kg; SAR(10 g) = 0.075 W/kg

Maximum value of SAR (measured) = 0.157 W/kg



Test Plot 46#: LTE Band 4_Body Left_Middle_50%RB

DUT:Smartphone; Type:AM509; Serial:17081800121;

Communication System: Generic FDD-LTE; Frequency: 1732.5 MHz;Duty Cycle: 1:1
 Medium parameters used: $f = 1732.5$ MHz; $\sigma = 1.461$ S/m; $\epsilon_r = 53.652$; $\rho = 1000$ kg/m³ ;
 Phantom section: Center Section

DASY5 Configuration:

- Probe: EX3DV4 - SN7441; ConvF(8.25, 8.25, 8.25); Calibrated: 2016/11/15;
- Sensor-Surface: 1.4mm (Mechanical Surface Detection)
- Electronics: DAE4 Sn772;Calibrated: 2016/10/25
- Phantom: Triple Flat Phantom 5.1C; Type: QD 000 P51 CA; Serial: 1130
- Measurement SW: DASY52, Version 52.8 (8);

Area Scan (121x51x1): Interpolated grid: dx=1.500 mm, dy=1.500 mm

Maximum value of SAR (interpolated) = 0.120 W/kg

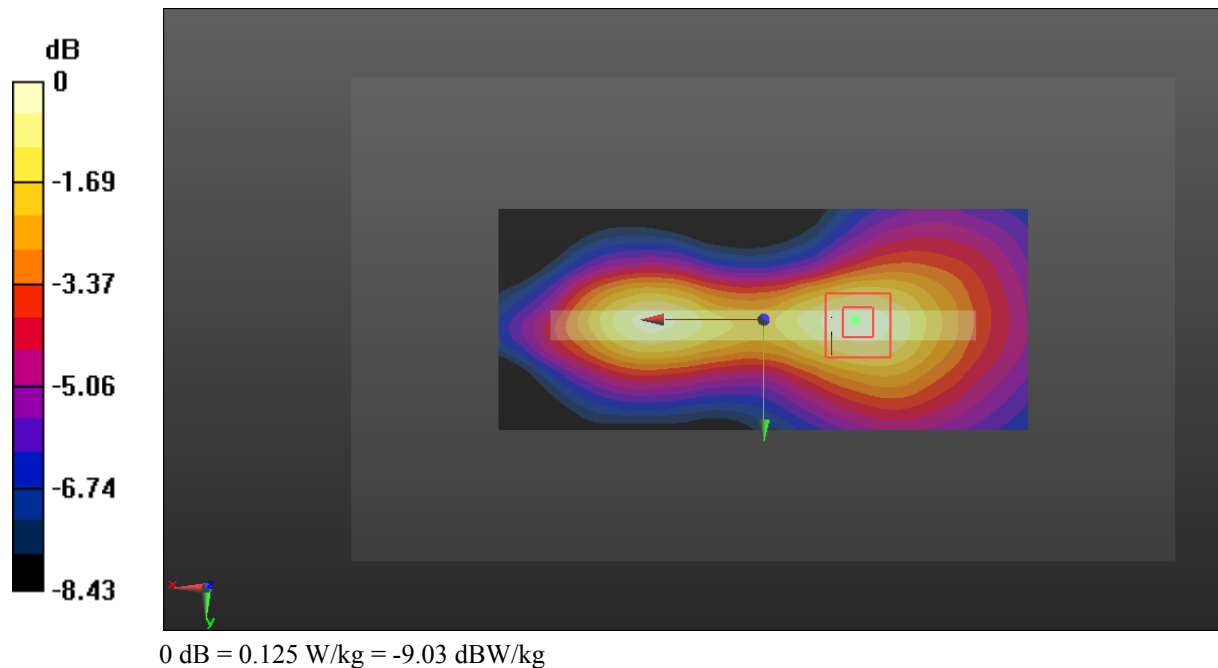
Zoom Scan (5x5x7)/Cube 0: Measurement grid: dx=8mm, dy=8mm, dz=5mm

Reference Value = 6.633 V/m; Power Drift = 0.10 dB

Peak SAR (extrapolated) = 0.143 W/kg

SAR(1 g) = 0.092 W/kg; SAR(10 g) = 0.060 W/kg

Maximum value of SAR (measured) = 0.125 W/kg



Test Plot 47#: LTE Band 4_Body Right_Middle_1RB

DUT:Smartphone; Type:AM509; Serial:17081800121;

Communication System: Generic FDD-LTE; Frequency: 1732.5 MHz;Duty Cycle: 1:1
 Medium parameters used: $f = 1732.5 \text{ MHz}$; $\sigma = 1.461 \text{ S/m}$; $\epsilon_r = 53.652$; $\rho = 1000 \text{ kg/m}^3$;
 Phantom section: Center Section

DASY5 Configuration:

- Probe: EX3DV4 - SN7441; ConvF(8.25, 8.25, 8.25); Calibrated: 2016/11/15;
- Sensor-Surface: 1.4mm (Mechanical Surface Detection)
- Electronics: DAE4 Sn772;Calibrated: 2016/10/25
- Phantom: Triple Flat Phantom 5.1C; Type: QD 000 P51 CA; Serial: 1130
- Measurement SW: DASY52, Version 52.8 (8);

Area Scan (121x51x1): Interpolated grid: $dx=1.500 \text{ mm}$, $dy=1.500 \text{ mm}$

Maximum value of SAR (interpolated) = 0.330 W/kg

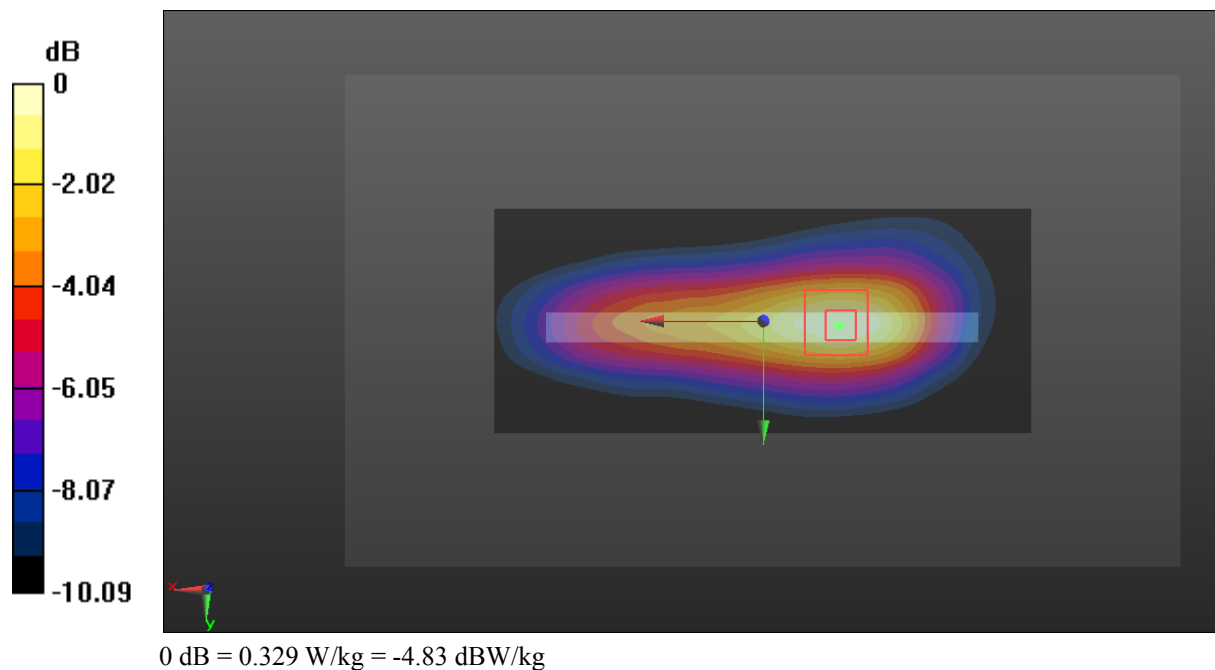
Zoom Scan (5x5x7)/Cube 0: Measurement grid: $dx=8\text{mm}$, $dy=8\text{mm}$, $dz=5\text{mm}$

Reference Value = 10.98 V/m; Power Drift = 0.16 dB

Peak SAR (extrapolated) = 0.384 W/kg

SAR(1 g) = 0.232 W/kg; SAR(10 g) = 0.141 W/kg

Maximum value of SAR (measured) = 0.329 W/kg



Test Plot 48#: LTE Band 4_Body Right_Middle_50%RB

DUT:Smartphone; Type:AM509; Serial:17081800121;

Communication System: Generic FDD-LTE; Frequency: 1732.5 MHz;Duty Cycle: 1:1
 Medium parameters used: $f = 1732.5$ MHz; $\sigma = 1.461$ S/m; $\epsilon_r = 53.652$; $\rho = 1000$ kg/m³ ;
 Phantom section: Center Section

DASY5 Configuration:

- Probe: EX3DV4 - SN7441; ConvF(8.25, 8.25, 8.25); Calibrated: 2016/11/15;
- Sensor-Surface: 1.4mm (Mechanical Surface Detection)
- Electronics: DAE4 Sn772;Calibrated: 2016/10/25
- Phantom: Triple Flat Phantom 5.1C; Type: QD 000 P51 CA; Serial: 1130
- Measurement SW: DASY52, Version 52.8 (8);

Area Scan (121x51x1): Interpolated grid: dx=1.500 mm, dy=1.500 mm

Maximum value of SAR (interpolated) = 0.282 W/kg

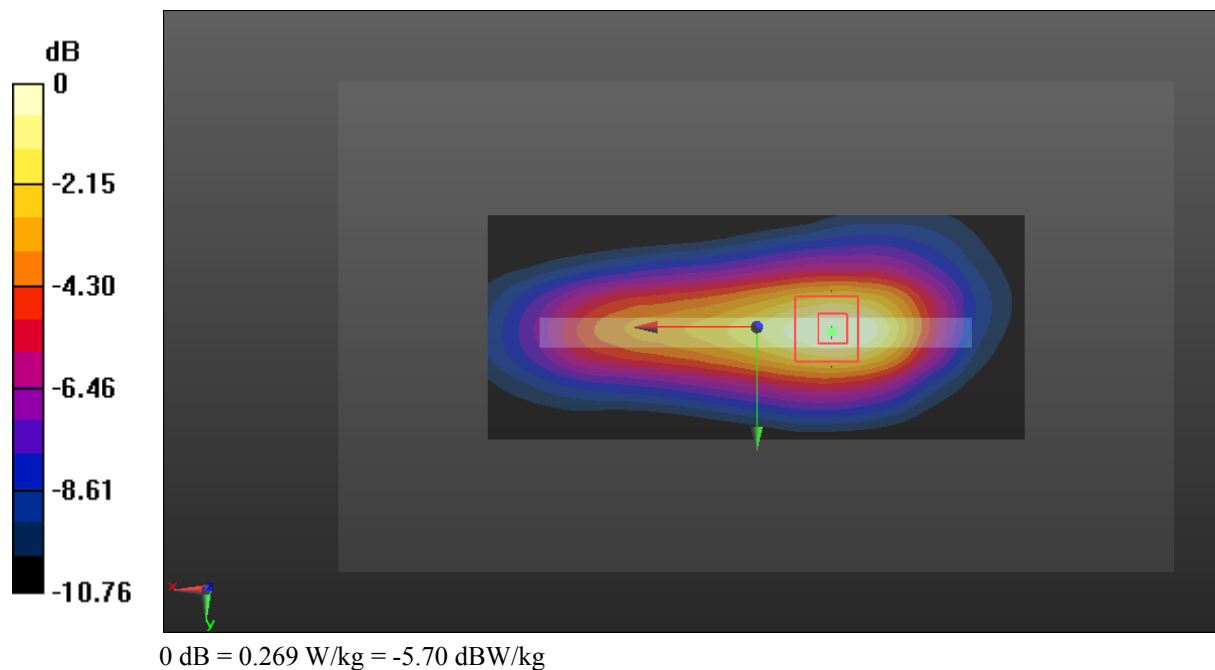
Zoom Scan (5x5x7)/Cube 0: Measurement grid: dx=8mm, dy=8mm, dz=5mm

Reference Value = 10.07 V/m; Power Drift = 0.07 dB

Peak SAR (extrapolated) = 0.314 W/kg

SAR(1 g) = 0.191 W/kg; SAR(10 g) = 0.117 W/kg

Maximum value of SAR (measured) = 0.269 W/kg



Test Plot 49#: LTE Band 4_Body Bottom_Middle_1RB**DUT:Smartphone; Type:AM509; Serial:17081800121;**

Communication System: Generic FDD-LTE; Frequency: 1732.5 MHz;Duty Cycle: 1:1
Medium parameters used: $f = 1732.5$ MHz; $\sigma = 1.461$ S/m; $\epsilon_r = 53.652$; $\rho = 1000$ kg/m³ ;
Phantom section: Center Section

DASY5 Configuration:

- Probe: EX3DV4 - SN7441; ConvF(8.25, 8.25, 8.25); Calibrated: 2016/11/15;
- Sensor-Surface: 1.4mm (Mechanical Surface Detection)
- Electronics: DAE4 Sn772;Calibrated: 2016/10/25
- Phantom: Triple Flat Phantom 5.1C; Type: QD 000 P51 CA; Serial: 1130
- Measurement SW: DASY52, Version 52.8 (8);

Area Scan (51x71x1): Interpolated grid: dx=1.500 mm, dy=1.500 mm

Maximum value of SAR (interpolated) = 0.655 W/kg

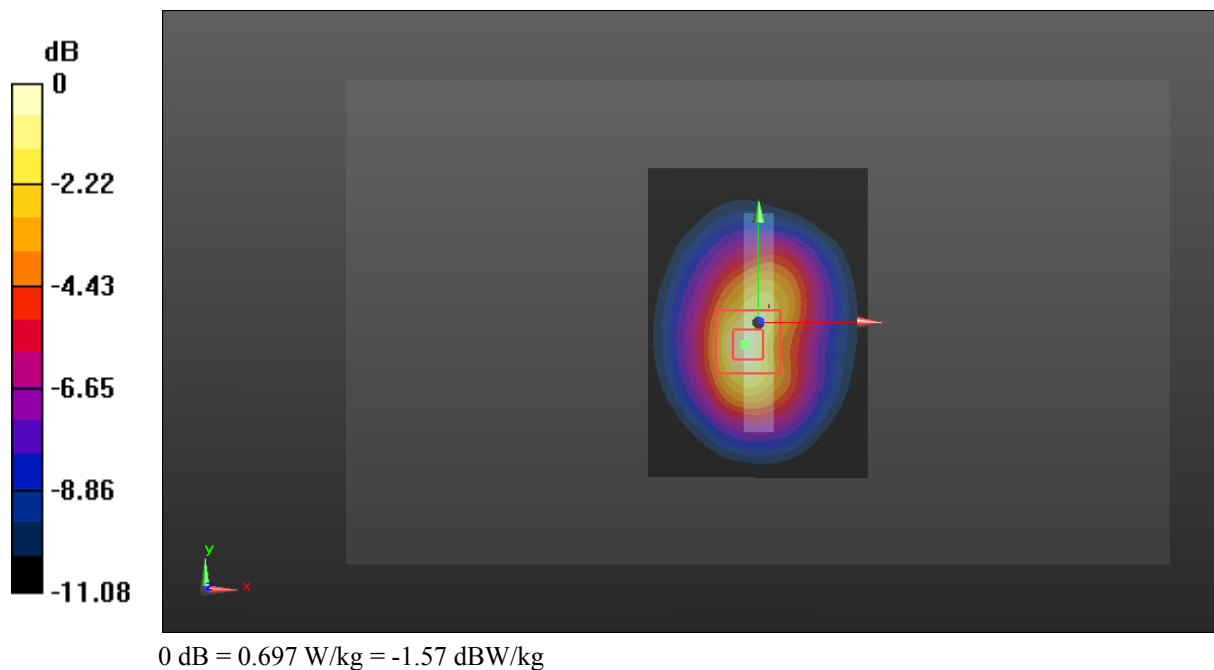
Zoom Scan (5x5x7)/Cube 0: Measurement grid: dx=8mm, dy=8mm, dz=5mm

Reference Value = 17.96 V/m; Power Drift = 0.04 dB

Peak SAR (extrapolated) = 0.814 W/kg

SAR(1 g) = 0.474 W/kg; SAR(10 g) = 0.267 W/kg

Maximum value of SAR (measured) = 0.697 W/kg



Test Plot 50#: LTE Band 4_Body Bottom_Middle_50%RB

DUT:Smartphone; Type:AM509; Serial:17081800121;

Communication System: Generic FDD-LTE; Frequency: 1732.5 MHz;Duty Cycle: 1:1
 Medium parameters used: $f = 1732.5 \text{ MHz}$; $\sigma = 1.461 \text{ S/m}$; $\epsilon_r = 53.652$; $\rho = 1000 \text{ kg/m}^3$;
 Phantom section: Center Section

DASY5 Configuration:

- Probe: EX3DV4 - SN7441; ConvF(8.25, 8.25, 8.25); Calibrated: 2016/11/15;
- Sensor-Surface: 1.4mm (Mechanical Surface Detection)
- Electronics: DAE4 Sn772;Calibrated: 2016/10/25
- Phantom: Triple Flat Phantom 5.1C; Type: QD 000 P51 CA; Serial: 1130
- Measurement SW: DASY52, Version 52.8 (8);

Area Scan (51x71x1): Interpolated grid: $dx=1.500 \text{ mm}$, $dy=1.500 \text{ mm}$

Maximum value of SAR (interpolated) = 0.514 W/kg

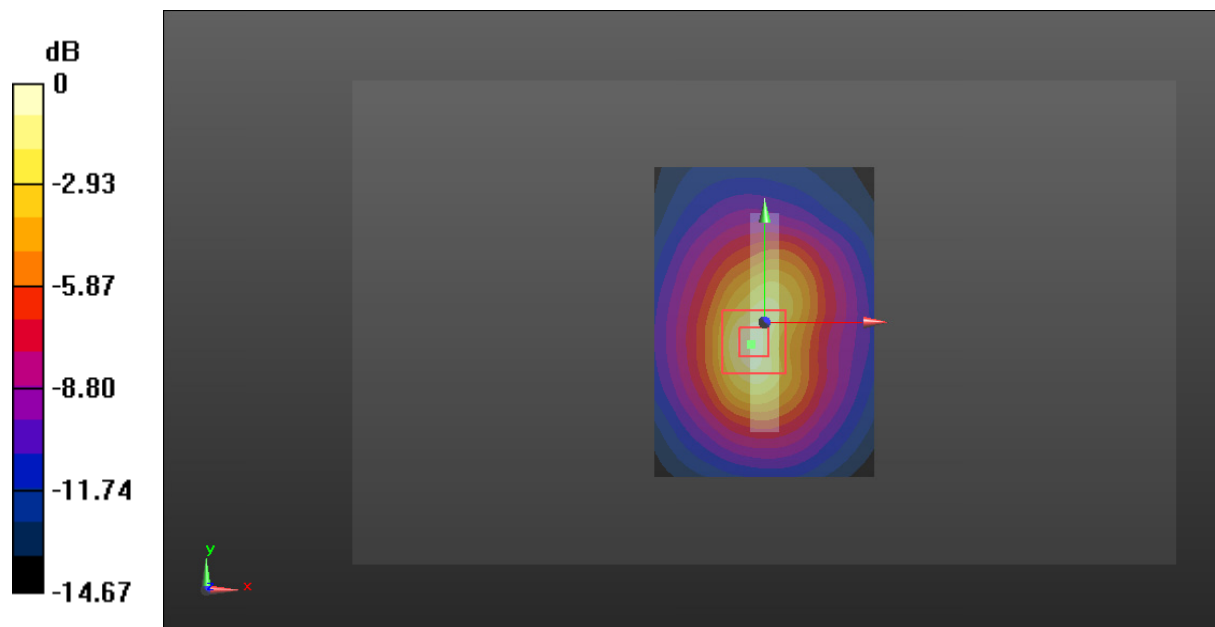
Zoom Scan (5x5x7)/Cube 0: Measurement grid: $dx=8\text{mm}$, $dy=8\text{mm}$, $dz=5\text{mm}$

Reference Value = 15.99 V/m; Power Drift = 0.08 dB

Peak SAR (extrapolated) = 0.644 W/kg

SAR(1 g) = 0.376 W/kg; SAR(10 g) = 0.212 W/kg

Maximum value of SAR (measured) = 0.552 W/kg



0 dB = 0.552 W/kg = -2.58 dBW/kg

Test Plot 51#: LTE Band 5_Head Left Cheek_Middle_1RB

DUT:Smartphone; Type:AM509; Serial:17081800121;

Communication System: Generic FDD-LTE; Frequency: 836.5 MHz;Duty Cycle: 1:1
 Medium parameters used: $f = 836.5 \text{ MHz}$; $\sigma = 0.881 \text{ S/m}$; $\epsilon_r = 42.139$; $\rho = 1000 \text{ kg/m}^3$;
 Phantom section: Left Section

DASY5 Configuration:

- Probe: EX3DV4 - SN7441; ConvF(10.22, 10.22, 10.22); Calibrated: 2016/11/15;
- Sensor-Surface: 1.4mm (Mechanical Surface Detection)
- Electronics: DAE4 Sn772;Calibrated: 2016/10/25
- Phantom: SAM1; Type: QD000P40CC; Serial: TP:1412
- Measurement SW: DASY52, Version 52.8 (8);

Area Scan (121x71x1): Interpolated grid: $dx=1.500 \text{ mm}$, $dy=1.500 \text{ mm}$

Maximum value of SAR (interpolated) = 0.167 W/kg


Zoom Scan (5x5x7)/Cube 0: Measurement grid: $dx=8\text{mm}$, $dy=8\text{mm}$, $dz=5\text{mm}$

Reference Value = 3.977 V/m; Power Drift = 0.16 dB

Peak SAR (extrapolated) = 0.184 W/kg

SAR(1 g) = 0.147 W/kg; SAR(10 g) = 0.116 W/kg

Maximum value of SAR (measured) = 0.173 W/kg



0 dB = 0.173 W/kg = -7.62 dBW/kg

Test Plot 52#: LTE Band 5_Head Left Cheek_Middle_50%RB**DUT:Smartphone; Type:AM509; Serial:17081800121;**

Communication System: Generic FDD-LTE; Frequency: 836.5 MHz;Duty Cycle: 1:1
Medium parameters used: $f = 836.5$ MHz; $\sigma = 0.881$ S/m; $\epsilon_r = 42.139$; $\rho = 1000$ kg/m³ ;
Phantom section: Left Section

DASY5 Configuration:

- Probe: EX3DV4 - SN7441; ConvF(10.22, 10.22, 10.22); Calibrated: 2016/11/15;
- Sensor-Surface: 1.4mm (Mechanical Surface Detection)
- Electronics: DAE4 Sn772;Calibrated: 2016/10/25
- Phantom: SAM1; Type: QD000P40CC; Serial: TP:1412
- Measurement SW: DASY52, Version 52.8 (8);

Area Scan (121x71x1): Interpolated grid: dx=1.500 mm, dy=1.500 mm

Maximum value of SAR (interpolated) = 0.136 W/kg


Zoom Scan (5x5x7)/Cube 0: Measurement grid: dx=8mm, dy=8mm, dz=5mm

Reference Value = 3.896 V/m; Power Drift = -0.13 dB

Peak SAR (extrapolated) = 0.149 W/kg

SAR(1 g) = 0.119 W/kg; SAR(10 g) = 0.094 W/kg

Maximum value of SAR (measured) = 0.139 W/kg



Test Plot 53#: LTE Band 5_Head Left Tilt_Middle_1RB**DUT:Smartphone; Type:AM509; Serial:17081800121;**

Communication System: Generic FDD-LTE; Frequency: 836.5 MHz;Duty Cycle: 1:1
Medium parameters used: $f = 836.5$ MHz; $\sigma = 0.881$ S/m; $\epsilon_r = 42.139$; $\rho = 1000$ kg/m³ ;
Phantom section: Left Section

DASY5 Configuration:

- Probe: EX3DV4 - SN7441; ConvF(10.22, 10.22, 10.22); Calibrated: 2016/11/15;
- Sensor-Surface: 1.4mm (Mechanical Surface Detection)
- Electronics: DAE4 Sn772;Calibrated: 2016/10/25
- Phantom: SAM1; Type: QD000P40CC; Serial: TP:1412
- Measurement SW: DASY52, Version 52.8 (8);

Area Scan (121x71x1): Interpolated grid: dx=1.500 mm, dy=1.500 mm

Maximum value of SAR (interpolated) = 0.0771 W/kg

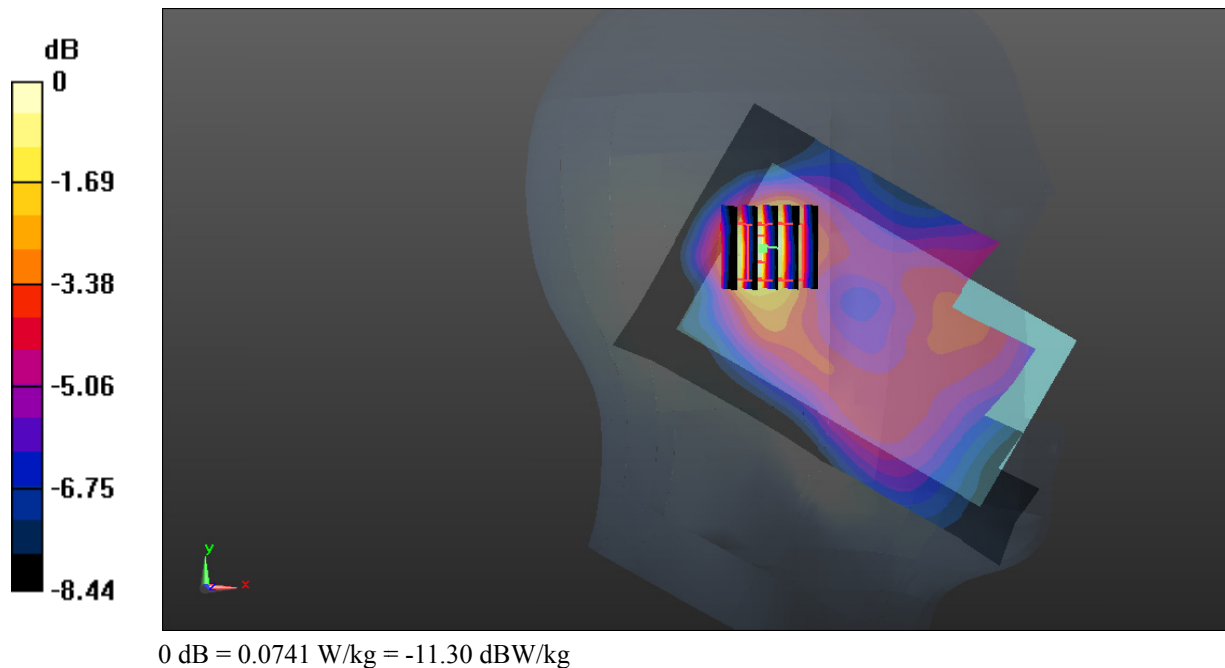
Zoom Scan (5x5x7)/Cube 0: Measurement grid: dx=8mm, dy=8mm, dz=5mm

Reference Value = 7.970 V/m; Power Drift = -0.14 dB

Peak SAR (extrapolated) = 0.0880 W/kg

SAR(1 g) = 0.051 W/kg; SAR(10 g) = 0.031 W/kg

Maximum value of SAR (measured) = 0.0741 W/kg



Test Plot 54#: LTE Band 5_Head Left Tilt_Middle_50%RB**DUT:Smartphone; Type:AM509; Serial:17081800121;**

Communication System: Generic FDD-LTE; Frequency: 836.5 MHz;Duty Cycle: 1:1
Medium parameters used: $f = 836.5$ MHz; $\sigma = 0.881$ S/m; $\epsilon_r = 42.139$; $\rho = 1000$ kg/m³ ;
Phantom section: Left Section

DASY5 Configuration:

- Probe: EX3DV4 - SN7441; ConvF(10.22, 10.22, 10.22); Calibrated: 2016/11/15;
- Sensor-Surface: 1.4mm (Mechanical Surface Detection)
- Electronics: DAE4 Sn772;Calibrated: 2016/10/25
- Phantom: SAM1; Type: QD000P40CC; Serial: TP:1412
- Measurement SW: DASY52, Version 52.8 (8);

Area Scan (121x71x1): Interpolated grid: dx=1.500 mm, dy=1.500 mm

Maximum value of SAR (interpolated) = 0.0591 W/kg


Zoom Scan (5x5x7)/Cube 0: Measurement grid: dx=8mm, dy=8mm, dz=5mm

Reference Value = 6.789 V/m; Power Drift = 0.17 dB

Peak SAR (extrapolated) = 0.0680 W/kg

SAR(1 g) = 0.041 W/kg; SAR(10 g) = 0.026 W/kg

Maximum value of SAR (measured) = 0.0563 W/kg



0 dB = 0.0563 W/kg = -12.49 dBW/kg

Test Plot 55#: LTE Band 5_Head Right Cheek_Middle_1RB

DUT:Smartphone; Type:AM509; Serial:17081800121;

Communication System: Generic FDD-LTE; Frequency: 836.5 MHz;Duty Cycle: 1:1
 Medium parameters used: $f = 836.5 \text{ MHz}$; $\sigma = 0.881 \text{ S/m}$; $\epsilon_r = 42.139$; $\rho = 1000 \text{ kg/m}^3$;
 Phantom section: Right Section

DASY5 Configuration:

- Probe: EX3DV4 - SN7441; ConvF(10.22, 10.22, 10.22); Calibrated: 2016/11/15;
- Sensor-Surface: 1.4mm (Mechanical Surface Detection)
- Electronics: DAE4 Sn772;Calibrated: 2016/10/25
- Phantom: SAM1; Type: QD000P40CC; Serial: TP:1412
- Measurement SW: DASY52, Version 52.8 (8);

Area Scan (121x71x1): Interpolated grid: $dx=1.500 \text{ mm}$, $dy=1.500 \text{ mm}$

Maximum value of SAR (interpolated) = 0.129 W/kg


Zoom Scan (5x5x7)/Cube 0: Measurement grid: $dx=8\text{mm}$, $dy=8\text{mm}$, $dz=5\text{mm}$

Reference Value = 2.915 V/m; Power Drift = 0.20 dB

Peak SAR (extrapolated) = 0.134 W/kg

SAR(1 g) = 0.107 W/kg; SAR(10 g) = 0.084 W/kg

Maximum value of SAR (measured) = 0.125 W/kg



0 dB = 0.125 W/kg = -9.03 dBW/kg

Test Plot 56#: LTE Band 5_Head Right Cheek_Middle_50%RB**DUT:Smartphone; Type:AM509; Serial:17081800121;**

Communication System: Generic FDD-LTE; Frequency: 836.5 MHz;Duty Cycle: 1:1
Medium parameters used: $f = 836.5$ MHz; $\sigma = 0.881$ S/m; $\epsilon_r = 42.139$; $\rho = 1000$ kg/m³ ;
Phantom section: Right Section

DASY5 Configuration:

- Probe: EX3DV4 - SN7441; ConvF(10.22, 10.22, 10.22); Calibrated: 2016/11/15;
- Sensor-Surface: 1.4mm (Mechanical Surface Detection)
- Electronics: DAE4 Sn772;Calibrated: 2016/10/25
- Phantom: SAM1; Type: QD000P40CC; Serial: TP:1412
- Measurement SW: DASY52, Version 52.8 (8);

Area Scan (121x71x1): Interpolated grid: dx=1.500 mm, dy=1.500 mm

Maximum value of SAR (interpolated) = 0.102 W/kg

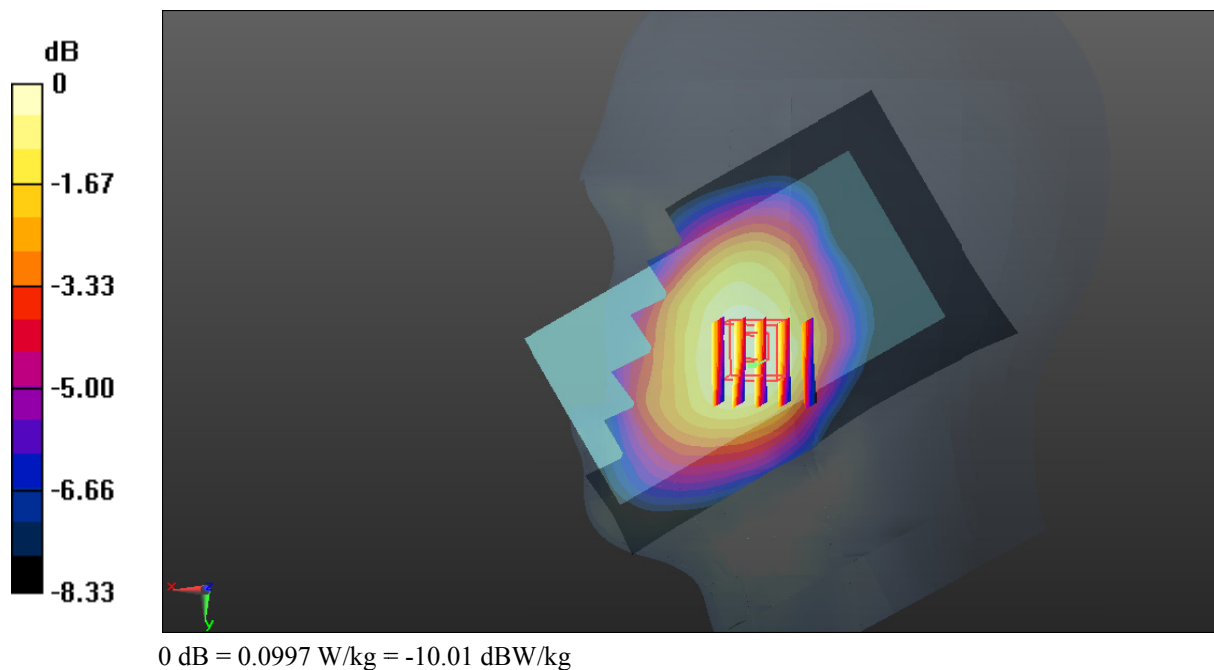
Zoom Scan (5x5x7)/Cube 0: Measurement grid: dx=8mm, dy=8mm, dz=5mm

Reference Value = 2.677 V/m; Power Drift = 0.11 dB

Peak SAR (extrapolated) = 0.107 W/kg

SAR(1 g) = 0.086 W/kg; SAR(10 g) = 0.068 W/kg

Maximum value of SAR (measured) = 0.0997 W/kg



Test Plot 57#: LTE Band 5_Head Right Tilt_Middle_1RB

DUT:Smartphone; Type:AM509; Serial:17081800121;

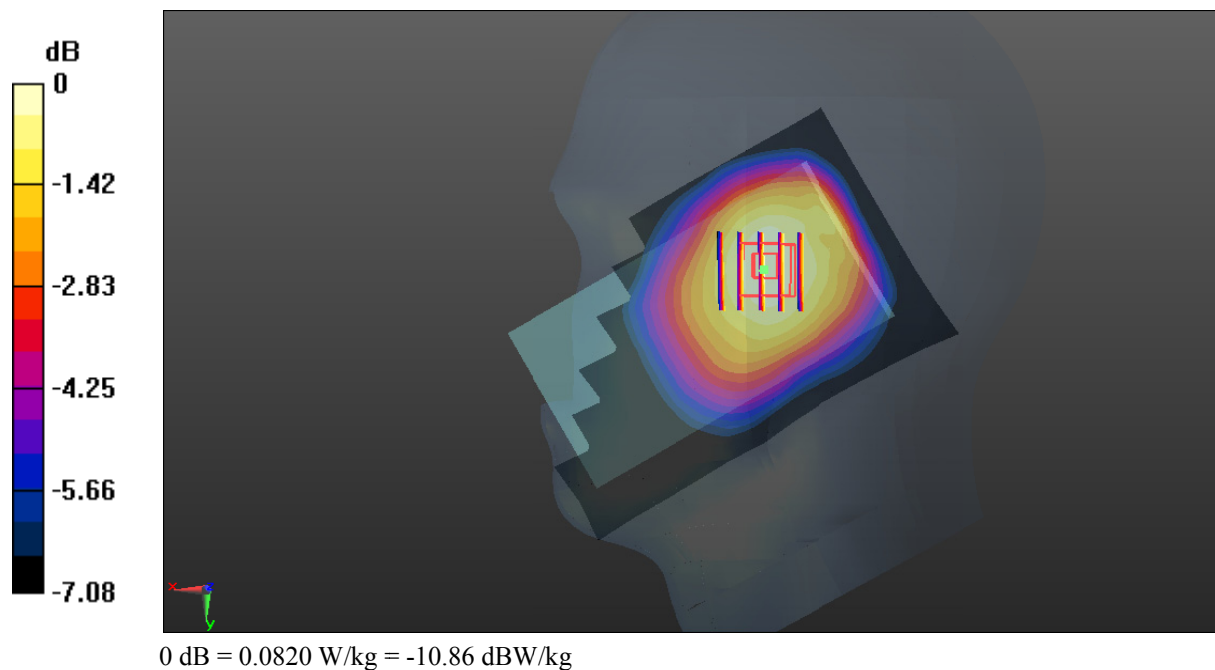
Communication System: Generic FDD-LTE; Frequency: 836.5 MHz;Duty Cycle: 1:1
 Medium parameters used: $f = 836.5 \text{ MHz}$; $\sigma = 0.881 \text{ S/m}$; $\epsilon_r = 42.139$; $\rho = 1000 \text{ kg/m}^3$;
 Phantom section: Right Section

DASY5 Configuration:

- Probe: EX3DV4 - SN7441; ConvF(10.22, 10.22, 10.22); Calibrated: 2016/11/15;
- Sensor-Surface: 1.4mm (Mechanical Surface Detection)
- Electronics: DAE4 Sn772;Calibrated: 2016/10/25
- Phantom: SAM1; Type: QD000P40CC; Serial: TP:1412
- Measurement SW: DASY52, Version 52.8 (8);

Area Scan (121x71x1): Interpolated grid: $dx=1.500 \text{ mm}$, $dy=1.500 \text{ mm}$
 Maximum value of SAR (interpolated) = 0.0800 W/kg

Zoom Scan (5x5x7)/Cube 0: Measurement grid: $dx=8\text{mm}$, $dy=8\text{mm}$, $dz=5\text{mm}$
 Reference Value = 7.510 V/m; Power Drift = 0.08 dB
 Peak SAR (extrapolated) = 0.0860 W/kg
SAR(1 g) = 0.071 W/kg; SAR(10 g) = 0.056 W/kg
 Maximum value of SAR (measured) = 0.0820 W/kg



Test Plot 58#: LTE Band 5_Head Right Tilt_Middle_50%RB**DUT:Smartphone; Type:AM509; Serial:17081800121;**

Communication System: Generic FDD-LTE; Frequency: 836.5 MHz;Duty Cycle: 1:1
Medium parameters used: $f = 836.5$ MHz; $\sigma = 0.881$ S/m; $\epsilon_r = 42.139$; $\rho = 1000$ kg/m³ ;
Phantom section: Right Section

DASY5 Configuration:

- Probe: EX3DV4 - SN7441; ConvF(10.22, 10.22, 10.22); Calibrated: 2016/11/15;
- Sensor-Surface: 1.4mm (Mechanical Surface Detection)
- Electronics: DAE4 Sn772;Calibrated: 2016/10/25
- Phantom: SAM1; Type: QD000P40CC; Serial: TP:1412
- Measurement SW: DASY52, Version 52.8 (8);

Area Scan (121x71x1): Interpolated grid: dx=1.500 mm, dy=1.500 mm

Maximum value of SAR (interpolated) = 0.0649 W/kg

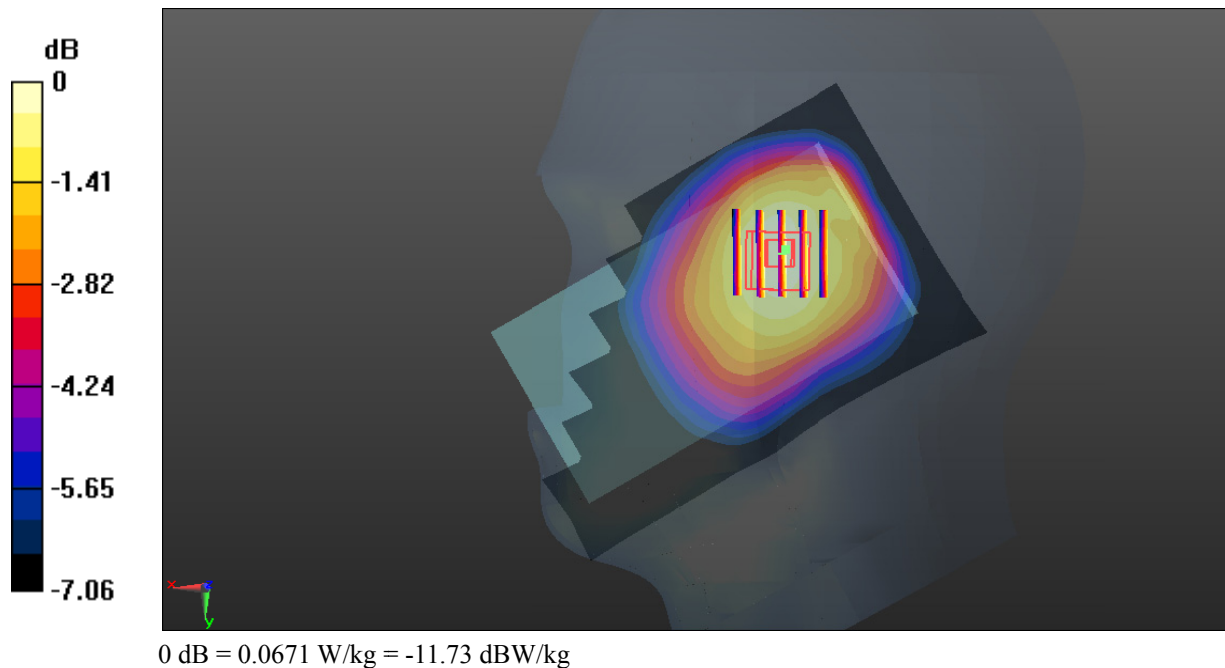
Zoom Scan (5x5x7)/Cube 0: Measurement grid: dx=8mm, dy=8mm, dz=5mm

Reference Value = 6.835 V/m; Power Drift = 0.10 dB

Peak SAR (extrapolated) = 0.0710 W/kg

SAR(1 g) = 0.058 W/kg; SAR(10 g) = 0.046 W/kg

Maximum value of SAR (measured) = 0.0671 W/kg



Test Plot 59#: LTE Band 5_Body Back_Middle_1RB

DUT:Smartphone; Type:AM509; Serial:17081800121;

Communication System: Generic FDD-LTE; Frequency: 836.5 MHz;Duty Cycle: 1:1
 Medium parameters used: $f = 836.5 \text{ MHz}$; $\sigma = 0.965 \text{ S/m}$; $\epsilon_r = 56.155$; $\rho = 1000 \text{ kg/m}^3$;
 Phantom section: Right Section

DASY5 Configuration:

- Probe: EX3DV4 - SN7441; ConvF(9.85, 9.85, 9.85); Calibrated: 2016/11/15;
- Sensor-Surface: 1.4mm (Mechanical Surface Detection)
- Electronics: DAE4 Sn772;Calibrated: 2016/10/25
- Phantom: Triple Flat Phantom 5.1C; Type: QD 000 P51 CA; Serial: 1130
- Measurement SW: DASY52, Version 52.8 (8);

Area Scan (121x71x1): Interpolated grid: $dx=1.500 \text{ mm}$, $dy=1.500 \text{ mm}$

Maximum value of SAR (interpolated) = 0.504 W/kg


Zoom Scan (5x5x7)/Cube 0: Measurement grid: $dx=8\text{mm}$, $dy=8\text{mm}$, $dz=5\text{mm}$

Reference Value = 19.50 V/m; Power Drift = -0.12 dB

Peak SAR (extrapolated) = 0.509 W/kg

SAR(1 g) = 0.413 W/kg; SAR(10 g) = 0.321 W/kg

Maximum value of SAR (measured) = 0.478 W/kg



0 dB = 0.478 W/kg = -3.21 dBW/kg

Test Plot 60#: LTE Band 5_Body Back_Middle_50%RB

DUT:Smartphone; Type:AM509; Serial:17081800121;

Communication System: Generic FDD-LTE; Frequency: 836.5 MHz;Duty Cycle: 1:1
 Medium parameters used: $f = 836.5 \text{ MHz}$; $\sigma = 0.965 \text{ S/m}$; $\epsilon_r = 56.155$; $\rho = 1000 \text{ kg/m}^3$;
 Phantom section: Right Section

DASY5 Configuration:

- Probe: EX3DV4 - SN7441; ConvF(9.85, 9.85, 9.85); Calibrated: 2016/11/15;
- Sensor-Surface: 1.4mm (Mechanical Surface Detection)
- Electronics: DAE4 Sn772;Calibrated: 2016/10/25
- Phantom: Triple Flat Phantom 5.1C; Type: QD 000 P51 CA; Serial: 1130
- Measurement SW: DASY52, Version 52.8 (8);

Area Scan (121x71x1): Interpolated grid: $dx=1.500 \text{ mm}$, $dy=1.500 \text{ mm}$

Maximum value of SAR (interpolated) = 0.389 W/kg


Zoom Scan (5x5x7)/Cube 0: Measurement grid: $dx=8\text{mm}$, $dy=8\text{mm}$, $dz=5\text{mm}$

Reference Value = 17.28 V/m; Power Drift = -0.15 dB

Peak SAR (extrapolated) = 0.414 W/kg

SAR(1 g) = 0.332 W/kg; SAR(10 g) = 0.259 W/kg

Maximum value of SAR (measured) = 0.385 W/kg



0 dB = 0.385 W/kg = -4.15 dBW/kg

Test Plot 61#: LTE Band 5_Body Left_Middle_1RB

DUT:Smartphone; Type:AM509; Serial:17081800121;

Communication System: Generic FDD-LTE; Frequency: 836.5 MHz;Duty Cycle: 1:1
 Medium parameters used: $f = 836.5 \text{ MHz}$; $\sigma = 0.965 \text{ S/m}$; $\epsilon_r = 56.155$; $\rho = 1000 \text{ kg/m}^3$;
 Phantom section: Right Section

DASY5 Configuration:

- Probe: EX3DV4 - SN7441; ConvF(9.85, 9.85, 9.85); Calibrated: 2016/11/15;
- Sensor-Surface: 1.4mm (Mechanical Surface Detection)
- Electronics: DAE4 Sn772;Calibrated: 2016/10/25
- Phantom: Triple Flat Phantom 5.1C; Type: QD 000 P51 CA; Serial: 1130
- Measurement SW: DASY52, Version 52.8 (8);

Area Scan (121x51x1): Interpolated grid: $dx=1.500 \text{ mm}$, $dy=1.500 \text{ mm}$

Maximum value of SAR (interpolated) = 0.380 W/kg


Zoom Scan (5x5x7)/Cube 0: Measurement grid: $dx=8\text{mm}$, $dy=8\text{mm}$, $dz=5\text{mm}$

Reference Value = 16.34 V/m; Power Drift = -0.06 dB

Peak SAR (extrapolated) = 0.408 W/kg

SAR(1 g) = 0.298 W/kg; SAR(10 g) = 0.214 W/kg

Maximum value of SAR (measured) = 0.371 W/kg



0 dB = 0.371 W/kg = -4.31 dBW/kg

Test Plot 62#: LTE Band 5_Body Left_Middle_50%RB

DUT:Smartphone; Type:AM509; Serial:17081800121;

Communication System: Generic FDD-LTE; Frequency: 836.5 MHz;Duty Cycle: 1:1
 Medium parameters used: $f = 836.5 \text{ MHz}$; $\sigma = 0.965 \text{ S/m}$; $\epsilon_r = 56.155$; $\rho = 1000 \text{ kg/m}^3$;
 Phantom section: Right Section

DASY5 Configuration:

- Probe: EX3DV4 - SN7441; ConvF(9.85, 9.85, 9.85); Calibrated: 2016/11/15;
- Sensor-Surface: 1.4mm (Mechanical Surface Detection)
- Electronics: DAE4 Sn772;Calibrated: 2016/10/25
- Phantom: Triple Flat Phantom 5.1C; Type: QD 000 P51 CA; Serial: 1130
- Measurement SW: DASY52, Version 52.8 (8);

Area Scan (121x51x1): Interpolated grid: $dx=1.500 \text{ mm}$, $dy=1.500 \text{ mm}$

Maximum value of SAR (interpolated) = 0.252 W/kg


Zoom Scan (5x5x7)/Cube 0: Measurement grid: $dx=8\text{mm}$, $dy=8\text{mm}$, $dz=5\text{mm}$

Reference Value = 13.23 V/m; Power Drift = -0.05 dB

Peak SAR (extrapolated) = 0.284 W/kg

SAR(1 g) = 0.202 W/kg; SAR(10 g) = 0.144 W/kg

Maximum value of SAR (measured) = 0.257 W/kg



0 dB = 0.257 W/kg = -5.90 dBW/kg

Test Plot 63#: LTE Band 5_Body Right_Middle_1RB

DUT:Smartphone; Type:AM509; Serial:17081800121;

Communication System: Generic FDD-LTE; Frequency: 836.5 MHz;Duty Cycle: 1:1
 Medium parameters used: $f = 836.5 \text{ MHz}$; $\sigma = 0.965 \text{ S/m}$; $\epsilon_r = 56.155$; $\rho = 1000 \text{ kg/m}^3$;
 Phantom section: Right Section

DASY5 Configuration:

- Probe: EX3DV4 - SN7441; ConvF(9.85, 9.85, 9.85); Calibrated: 2016/11/15;
- Sensor-Surface: 1.4mm (Mechanical Surface Detection)
- Electronics: DAE4 Sn772;Calibrated: 2016/10/25
- Phantom: Triple Flat Phantom 5.1C; Type: QD 000 P51 CA; Serial: 1130
- Measurement SW: DASY52, Version 52.8 (8);

Area Scan (121x51x1): Interpolated grid: $dx=1.500 \text{ mm}$, $dy=1.500 \text{ mm}$

Maximum value of SAR (interpolated) = 0.242 W/kg

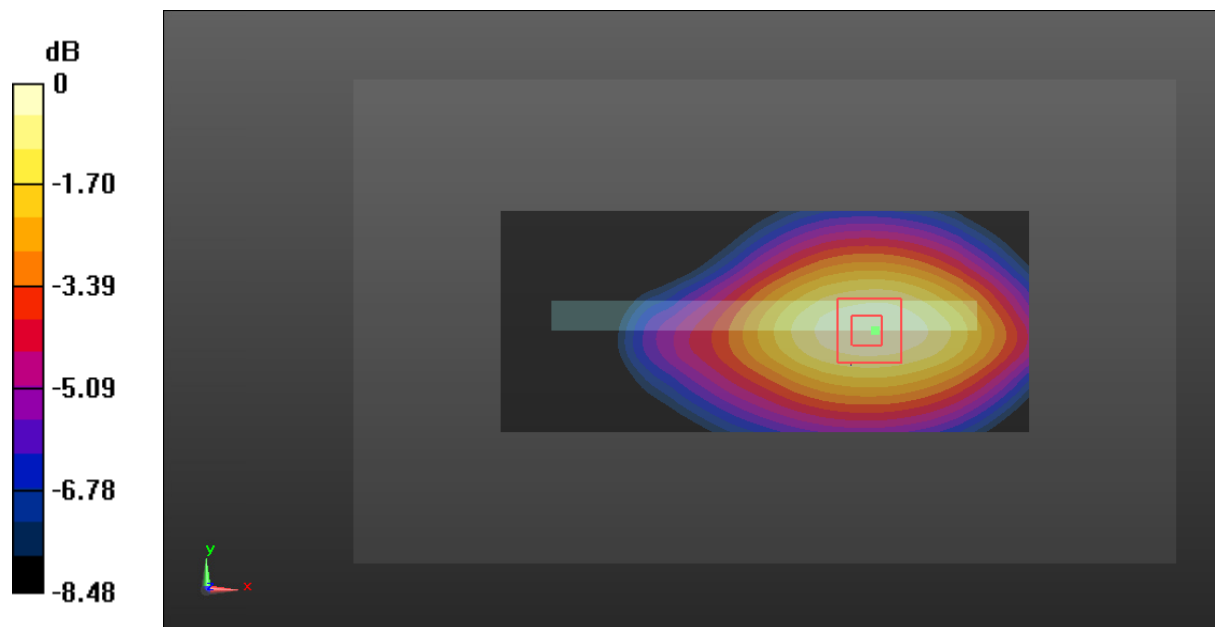
Zoom Scan (5x5x7)/Cube 0: Measurement grid: $dx=8\text{mm}$, $dy=8\text{mm}$, $dz=5\text{mm}$

Reference Value = 11.58 V/m; Power Drift = -0.01 dB

Peak SAR (extrapolated) = 0.267 W/kg

SAR(1 g) = 0.197 W/kg; SAR(10 g) = 0.141 W/kg

Maximum value of SAR (measured) = 0.244 W/kg



0 dB = 0.244 W/kg = -6.13 dBW/kg

Test Plot 64#: LTE Band 5_Body Right_Middle_50%RB**DUT:Smartphone; Type:AM509; Serial:17081800121;**

Communication System: Generic FDD-LTE; Frequency: 836.5 MHz;Duty Cycle: 1:1
Medium parameters used: $f = 836.5$ MHz; $\sigma = 0.965$ S/m; $\epsilon_r = 56.155$; $\rho = 1000$ kg/m³ ;
Phantom section: Right Section

DASY5 Configuration:

- Probe: EX3DV4 - SN7441; ConvF(9.85, 9.85, 9.85); Calibrated: 2016/11/15;
- Sensor-Surface: 1.4mm (Mechanical Surface Detection)
- Electronics: DAE4 Sn772;Calibrated: 2016/10/25
- Phantom: Triple Flat Phantom 5.1C; Type: QD 000 P51 CA; Serial: 1130
- Measurement SW: DASY52, Version 52.8 (8);

Area Scan (121x51x1): Interpolated grid: dx=1.500 mm, dy=1.500 mm

Maximum value of SAR (interpolated) = 0.189 W/kg

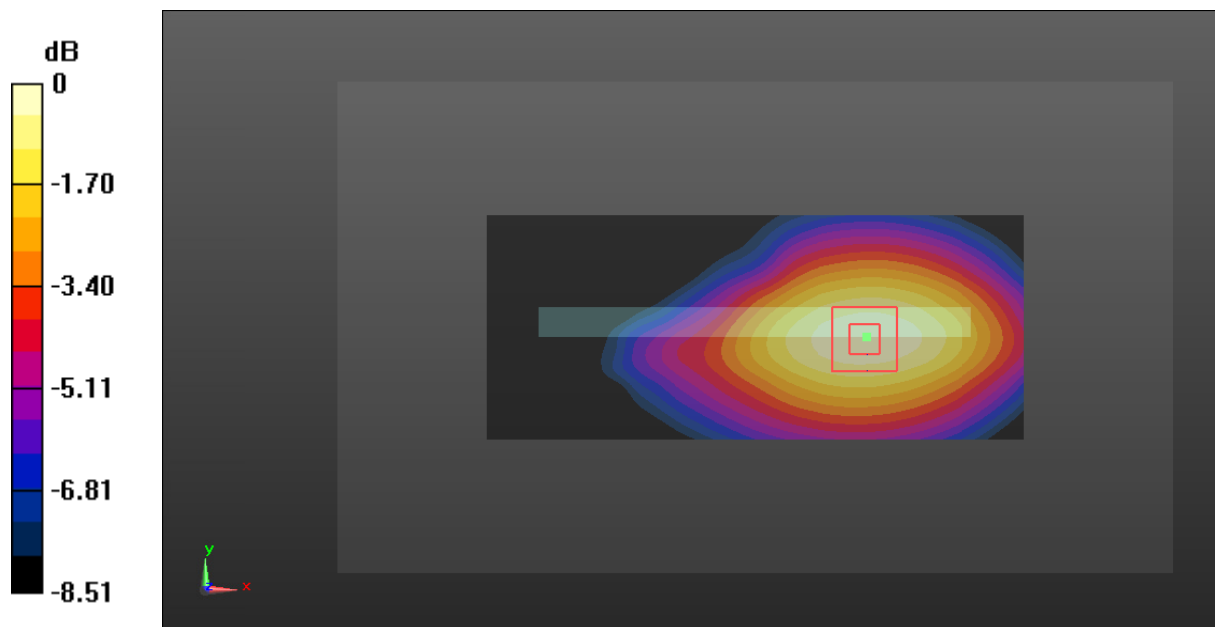
Zoom Scan (5x5x7)/Cube 0: Measurement grid: dx=8mm, dy=8mm, dz=5mm

Reference Value = 9.833 V/m; Power Drift = 0.02 dB

Peak SAR (extrapolated) = 0.214 W/kg

SAR(1 g) = 0.152 W/kg; SAR(10 g) = 0.109 W/kg

Maximum value of SAR (measured) = 0.193 W/kg



Test Plot 65#: LTE Band 5_Body Bottom_Middle_1RB**DUT:Smartphone; Type:AM509; Serial:17081800121;**

Communication System: Generic FDD-LTE; Frequency: 836.5 MHz;Duty Cycle: 1:1
Medium parameters used: $f = 836.5$ MHz; $\sigma = 0.965$ S/m; $\epsilon_r = 56.155$; $\rho = 1000$ kg/m³ ;
Phantom section: Right Section

DASY5 Configuration:

- Probe: EX3DV4 - SN7441; ConvF(9.85, 9.85, 9.85); Calibrated: 2016/11/15;
- Sensor-Surface: 1.4mm (Mechanical Surface Detection)
- Electronics: DAE4 Sn772;Calibrated: 2016/10/25
- Phantom: Triple Flat Phantom 5.1C; Type: QD 000 P51 CA; Serial: 1130
- Measurement SW: DASY52, Version 52.8 (8);

Area Scan (51x71x1): Interpolated grid: dx=1.500 mm, dy=1.500 mm

Maximum value of SAR (interpolated) = 0.266 W/kg


Zoom Scan (5x5x7)/Cube 0: Measurement grid: dx=8mm, dy=8mm, dz=5mm

Reference Value = 11.08 V/m; Power Drift = -0.02 dB

Peak SAR (extrapolated) = 0.457 W/kg

SAR(1 g) = 0.160 W/kg; SAR(10 g) = 0.076 W/kg

Maximum value of SAR (measured) = 0.307 W/kg



0 dB = 0.307 W/kg = -5.13 dBW/kg

Test Plot 66#: LTE Band 5_Body Bottom_Middle_50%RB

DUT:Smartphone; Type:AM509; Serial:17081800121;

Communication System: Generic FDD-LTE; Frequency: 836.5 MHz;Duty Cycle: 1:1
 Medium parameters used: $f = 836.5 \text{ MHz}$; $\sigma = 0.965 \text{ S/m}$; $\epsilon_r = 56.155$; $\rho = 1000 \text{ kg/m}^3$;
 Phantom section: Right Section

DASY5 Configuration:

- Probe: EX3DV4 - SN7441; ConvF(9.85, 9.85, 9.85); Calibrated: 2016/11/15;
- Sensor-Surface: 1.4mm (Mechanical Surface Detection)
- Electronics: DAE4 Sn772;Calibrated: 2016/10/25
- Phantom: Triple Flat Phantom 5.1C; Type: QD 000 P51 CA; Serial: 1130
- Measurement SW: DASY52, Version 52.8 (8);

Area Scan (51x71x1): Interpolated grid: $dx=1.500 \text{ mm}$, $dy=1.500 \text{ mm}$

Maximum value of SAR (interpolated) = 0.232 W/kg


Zoom Scan (5x5x7)/Cube 0: Measurement grid: $dx=8\text{mm}$, $dy=8\text{mm}$, $dz=5\text{mm}$

Reference Value = 11.29 V/m; Power Drift = -0.19 dB

Peak SAR (extrapolated) = 0.411 W/kg

SAR(1 g) = 0.137 W/kg; SAR(10 g) = 0.063 W/kg

Maximum value of SAR (measured) = 0.270 W/kg



0 dB = 0.270 W/kg = -5.69 dBW/kg

Test Plot 67#: LTE Band 7_Head Left Cheek_Middle_1RB**DUT:Smartphone; Type:AM509; Serial:17081800121;**

Communication System: Generic FDD-LTE; Frequency: 2535 MHz;Duty Cycle: 1:1
Medium parameters used: $f = 2535$ MHz; $\sigma = 1.859$ S/m; $\epsilon_r = 40.132$; $\rho = 1000$ kg/m³ ;
Phantom section: Left Section

DASY5 Configuration:

- Probe: EX3DV4 - SN7441; ConvF(7.53, 7.53, 7.53); Calibrated: 2016/11/15;
- Sensor-Surface: 1.4mm (Mechanical Surface Detection)
- Electronics: DAE4 Sn772;Calibrated: 2016/10/25
- Phantom: SAM1; Type: QD000P40CC; Serial: TP:1412
- Measurement SW: DASY52, Version 52.8 (8);

Area Scan (151x81x1): Interpolated grid: dx=1.200 mm, dy=1.200 mm

Maximum value of SAR (interpolated) = 0.145 W/kg

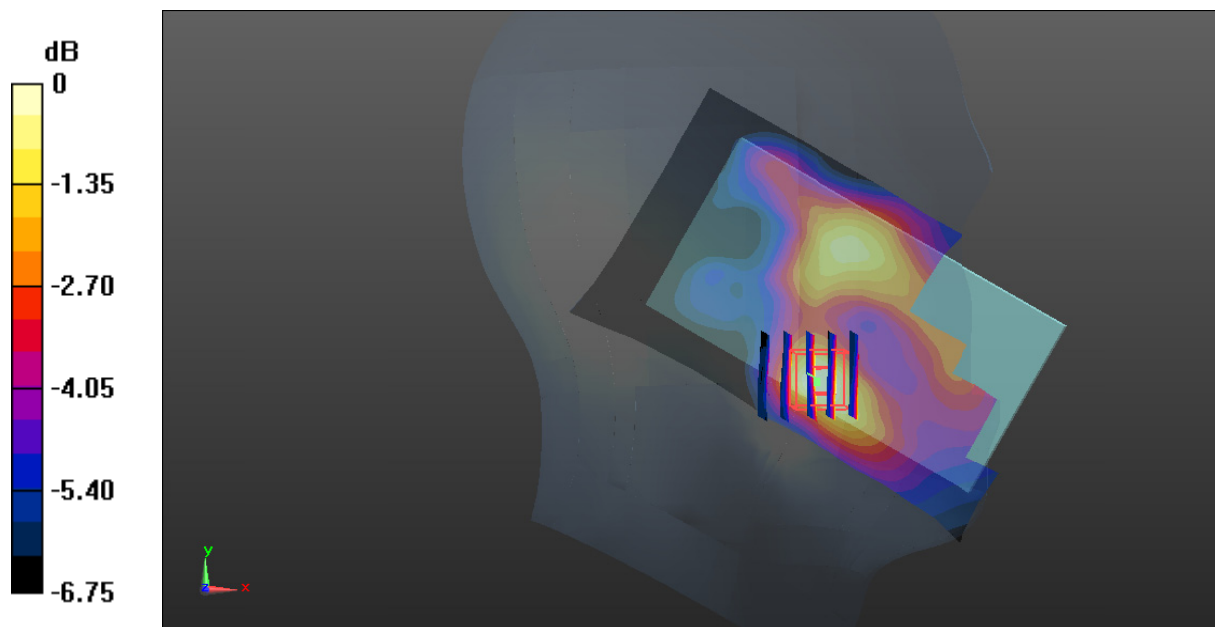
Zoom Scan (5x5x7)/Cube 0: Measurement grid: dx=8mm, dy=8mm, dz=5mm

Reference Value = 4.457 V/m; Power Drift = 0.11 dB

Peak SAR (extrapolated) = 0.170 W/kg

SAR(1 g) = 0.104 W/kg; SAR(10 g) = 0.070 W/kg

Maximum value of SAR (measured) = 0.140 W/kg



0 dB = 0.140 W/kg = -8.54 dBW/kg

Test Plot 68#: LTE Band 7_Head Left Cheek_Middle_50%RB**DUT:Smartphone; Type:AM509; Serial:17081800121;**

Communication System: Generic FDD-LTE; Frequency: 2535 MHz;Duty Cycle: 1:1
Medium parameters used: $f = 2535$ MHz; $\sigma = 1.859$ S/m; $\epsilon_r = 40.132$; $\rho = 1000$ kg/m³ ;
Phantom section: Left Section

DASY5 Configuration:

- Probe: EX3DV4 - SN7441; ConvF(7.53, 7.53, 7.53); Calibrated: 2016/11/15;
- Sensor-Surface: 1.4mm (Mechanical Surface Detection)
- Electronics: DAE4 Sn772;Calibrated: 2016/10/25
- Phantom: SAM1; Type: QD000P40CC; Serial: TP:1412
- Measurement SW: DASY52, Version 52.8 (8);

Area Scan (151x81x1): Interpolated grid: dx=1.200 mm, dy=1.200 mm

Maximum value of SAR (interpolated) = 0.112 W/kg

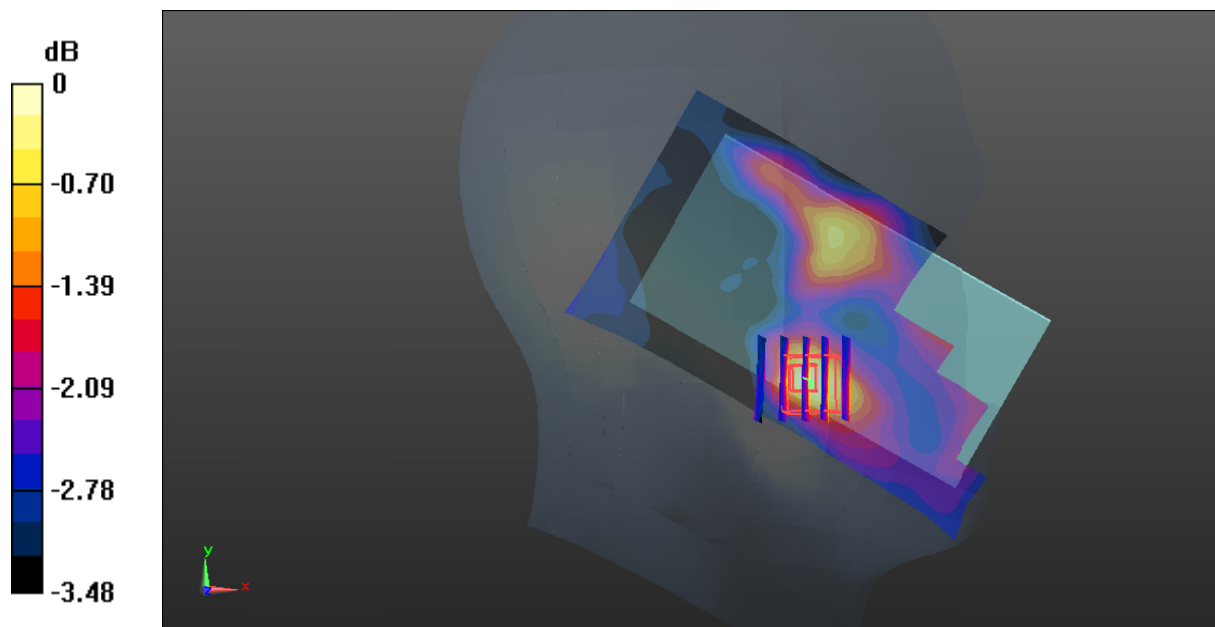
Zoom Scan (5x5x7)/Cube 0: Measurement grid: dx=8mm, dy=8mm, dz=5mm

Reference Value = 5.601 V/m; Power Drift = -0.03 dB

Peak SAR (extrapolated) = 0.128 W/kg

SAR(1 g) = 0.096 W/kg; SAR(10 g) = 0.078 W/kg

Maximum value of SAR (measured) = 0.113 W/kg



Test Plot 69#: LTE Band 7_Head Left Tilt_Middle_1RB**DUT:Smartphone; Type:AM509; Serial:17081800121;**

Communication System: Generic FDD-LTE; Frequency: 2535 MHz;Duty Cycle: 1:1
Medium parameters used: $f = 2535$ MHz; $\sigma = 1.859$ S/m; $\epsilon_r = 40.132$; $\rho = 1000$ kg/m³ ;
Phantom section: Left Section

DASY5 Configuration:

- Probe: EX3DV4 - SN7441; ConvF(7.53, 7.53, 7.53); Calibrated: 2016/11/15;
- Sensor-Surface: 1.4mm (Mechanical Surface Detection)
- Electronics: DAE4 Sn772;Calibrated: 2016/10/25
- Phantom: SAM1; Type: QD000P40CC; Serial: TP:1412
- Measurement SW: DASY52, Version 52.8 (8);

Area Scan (151x81x1): Interpolated grid: dx=1.200 mm, dy=1.200 mm

Maximum value of SAR (interpolated) = 0.101 W/kg

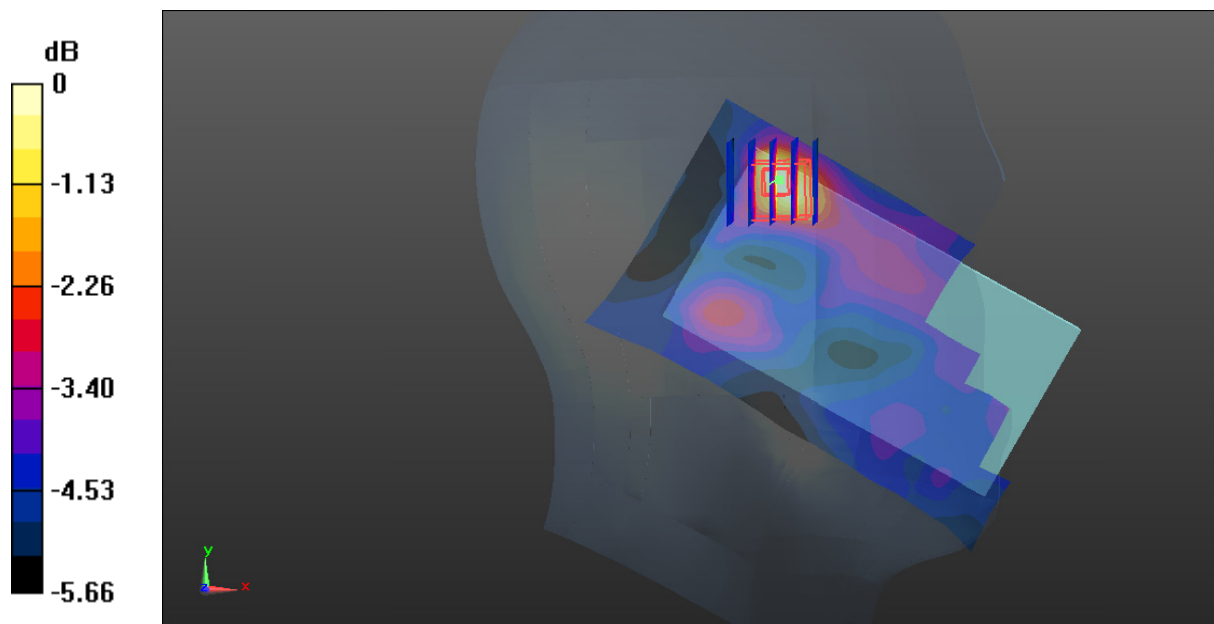
Zoom Scan (5x5x7)/Cube 0: Measurement grid: dx=8mm, dy=8mm, dz=5mm

Reference Value = 4.706 V/m; Power Drift = 0.20 dB

Peak SAR (extrapolated) = 0.113 W/kg

SAR(1 g) = 0.071 W/kg; SAR(10 g) = 0.050 W/kg

Maximum value of SAR (measured) = 0.0936 W/kg



0 dB = 0.0936 W/kg = -10.29 dBW/kg

Test Plot 70#: LTE Band 7_Head Left Tilt_Middle_50%RB**DUT:Smartphone; Type:AM509; Serial:17081800121;**

Communication System: Generic FDD-LTE; Frequency: 2535 MHz;Duty Cycle: 1:1
Medium parameters used: $f = 2535$ MHz; $\sigma = 1.859$ S/m; $\epsilon_r = 40.132$; $\rho = 1000$ kg/m³ ;
Phantom section: Left Section

DASY5 Configuration:

- Probe: EX3DV4 - SN7441; ConvF(7.53, 7.53, 7.53); Calibrated: 2016/11/15;
- Sensor-Surface: 1.4mm (Mechanical Surface Detection)
- Electronics: DAE4 Sn772;Calibrated: 2016/10/25
- Phantom: SAM1; Type: QD000P40CC; Serial: TP:1412
- Measurement SW: DASY52, Version 52.8 (8);

Area Scan (151x81x1): Interpolated grid: dx=1.200 mm, dy=1.200 mm

Maximum value of SAR (interpolated) = 0.0889 W/kg

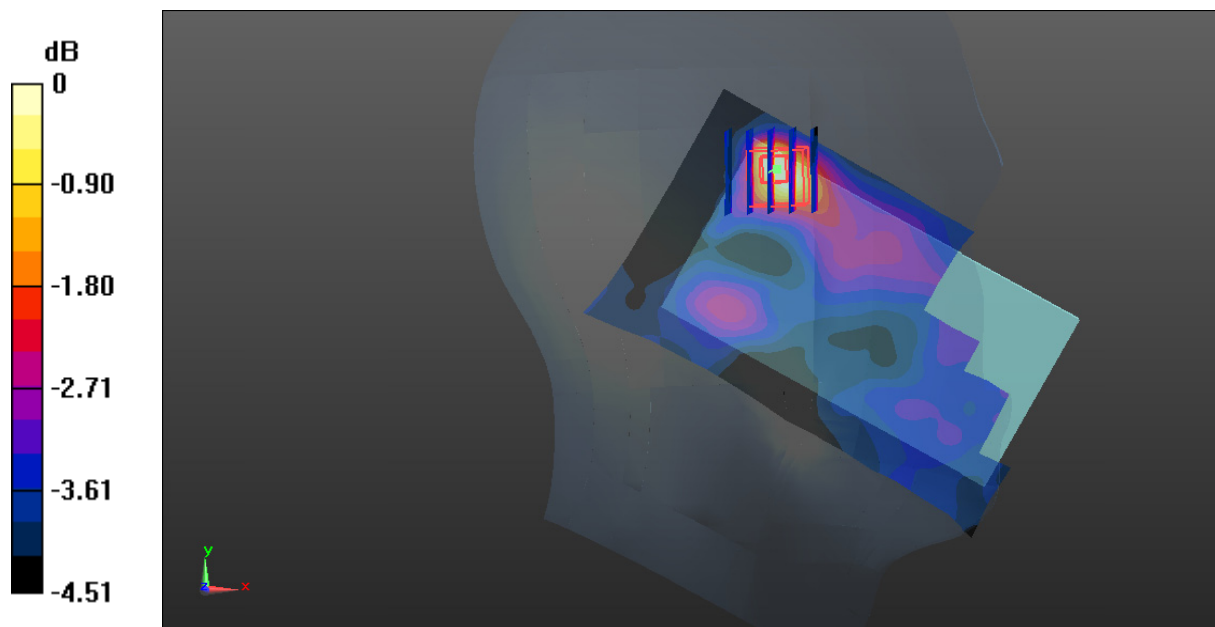
Zoom Scan (5x5x7)/Cube 0: Measurement grid: dx=8mm, dy=8mm, dz=5mm

Reference Value = 4.588 V/m; Power Drift = 0.18 dB

Peak SAR (extrapolated) = 0.0930 W/kg

SAR(1 g) = 0.060 W/kg; SAR(10 g) = 0.045 W/kg

Maximum value of SAR (measured) = 0.0767 W/kg



0 dB = 0.0767 W/kg = -11.15 dBW/kg

Test Plot 71#: LTE Band 7_Head Right Cheek_Middle_1RB

DUT:Smartphone; Type:AM509; Serial:17081800121;

Communication System: Generic FDD-LTE; Frequency: 2535 MHz;Duty Cycle: 1:1
 Medium parameters used: $f = 2535 \text{ MHz}$; $\sigma = 1.859 \text{ S/m}$; $\epsilon_r = 40.132$; $\rho = 1000 \text{ kg/m}^3$;
 Phantom section: Right Section

DASY5 Configuration:

- Probe: EX3DV4 - SN7441; ConvF(7.53, 7.53, 7.53); Calibrated: 2016/11/15;
- Sensor-Surface: 1.4mm (Mechanical Surface Detection)
- Electronics: DAE4 Sn772;Calibrated: 2016/10/25
- Phantom: SAM1; Type: QD000P40CC; Serial: TP:1412
- Measurement SW: DASY52, Version 52.8 (8);

Area Scan (151x81x1): Interpolated grid: $dx=1.200 \text{ mm}$, $dy=1.200 \text{ mm}$

Maximum value of SAR (interpolated) = 0.220 W/kg


Zoom Scan (5x5x7)/Cube 0: Measurement grid: $dx=8\text{mm}$, $dy=8\text{mm}$, $dz=5\text{mm}$

Reference Value = 3.984 V/m; Power Drift = 0.15 dB

Peak SAR (extrapolated) = 0.267 W/kg

SAR(1 g) = 0.156 W/kg; SAR(10 g) = 0.097 W/kg

Maximum value of SAR (measured) = 0.217 W/kg



0 dB = 0.217 W/kg = -6.64 dBW/kg

Test Plot 72#: LTE Band 7_Head Right Cheek_Middle_50%RB**DUT:Smartphone; Type:AM509; Serial:17081800121;**

Communication System: Generic FDD-LTE; Frequency: 2535 MHz;Duty Cycle: 1:1
Medium parameters used: $f = 2535$ MHz; $\sigma = 1.859$ S/m; $\epsilon_r = 40.132$; $\rho = 1000$ kg/m³ ;
Phantom section: Right Section

DASY5 Configuration:

- Probe: EX3DV4 - SN7441; ConvF(7.53, 7.53, 7.53); Calibrated: 2016/11/15;
- Sensor-Surface: 1.4mm (Mechanical Surface Detection)
- Electronics: DAE4 Sn772;Calibrated: 2016/10/25
- Phantom: SAM1; Type: QD000P40CC; Serial: TP:1412
- Measurement SW: DASY52, Version 52.8 (8);

Area Scan (151x81x1): Interpolated grid: dx=1.200 mm, dy=1.200 mm

Maximum value of SAR (interpolated) = 0.183 W/kg


Zoom Scan (5x5x7)/Cube 0: Measurement grid: dx=8mm, dy=8mm, dz=5mm

Reference Value = 3.681 V/m; Power Drift = 0.13 dB

Peak SAR (extrapolated) = 0.224 W/kg

SAR(1 g) = 0.131 W/kg; SAR(10 g) = 0.082 W/kg

Maximum value of SAR (measured) = 0.183 W/kg



0 dB = 0.183 W/kg = -7.38 dBW/kg

Test Plot 73#: LTE Band 7_Head Right Tilt_Middle_1RB**DUT:Smartphone; Type:AM509; Serial:17081800121;**

Communication System: Generic FDD-LTE; Frequency: 2535 MHz;Duty Cycle: 1:1
Medium parameters used: $f = 2535$ MHz; $\sigma = 1.859$ S/m; $\epsilon_r = 40.132$; $\rho = 1000$ kg/m³ ;
Phantom section: Right Section

DASY5 Configuration:

- Probe: EX3DV4 - SN7441; ConvF(7.53, 7.53, 7.53); Calibrated: 2016/11/15;
- Sensor-Surface: 1.4mm (Mechanical Surface Detection)
- Electronics: DAE4 Sn772;Calibrated: 2016/10/25
- Phantom: SAM1; Type: QD000P40CC; Serial: TP:1412
- Measurement SW: DASY52, Version 52.8 (8);

Area Scan (151x81x1): Interpolated grid: dx=1.200 mm, dy=1.200 mm

Maximum value of SAR (interpolated) = 0.0822 W/kg

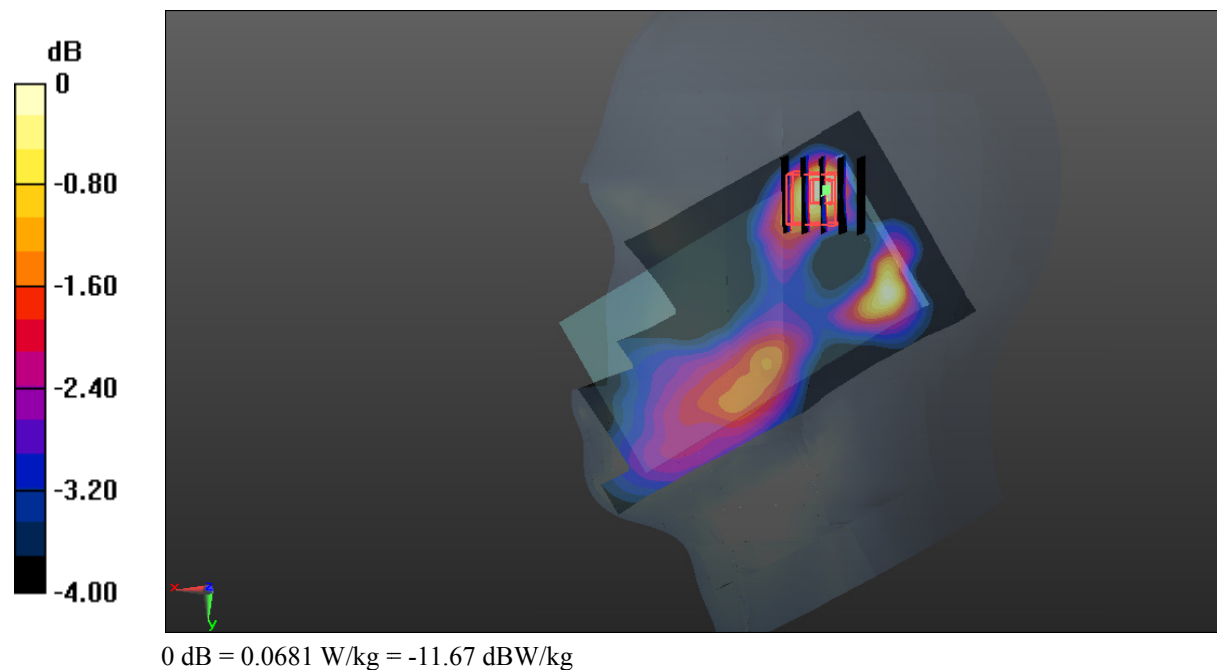
Zoom Scan (5x5x7)/Cube 0: Measurement grid: dx=8mm, dy=8mm, dz=5mm

Reference Value = 4.128 V/m; Power Drift = 0.14 dB

Peak SAR (extrapolated) = 0.0830 W/kg

SAR(1 g) = 0.050 W/kg; SAR(10 g) = 0.037 W/kg

Maximum value of SAR (measured) = 0.0681 W/kg



Test Plot 74#: LTE Band 7_Head Right Tilt_Middle_50%RB**DUT:Smartphone; Type:AM509; Serial:17081800121;**

Communication System: Generic FDD-LTE; Frequency: 2535 MHz;Duty Cycle: 1:1
Medium parameters used: $f = 2535$ MHz; $\sigma = 1.859$ S/m; $\epsilon_r = 40.132$; $\rho = 1000$ kg/m³ ;
Phantom section: Right Section

DASY5 Configuration:

- Probe: EX3DV4 - SN7441; ConvF(7.53, 7.53, 7.53); Calibrated: 2016/11/15;
- Sensor-Surface: 1.4mm (Mechanical Surface Detection)
- Electronics: DAE4 Sn772;Calibrated: 2016/10/25
- Phantom: SAM1; Type: QD000P40CC; Serial: TP:1412
- Measurement SW: DASY52, Version 52.8 (8);

Area Scan (151x81x1): Interpolated grid: dx=1.200 mm, dy=1.200 mm

Maximum value of SAR (interpolated) = 0.0632 W/kg

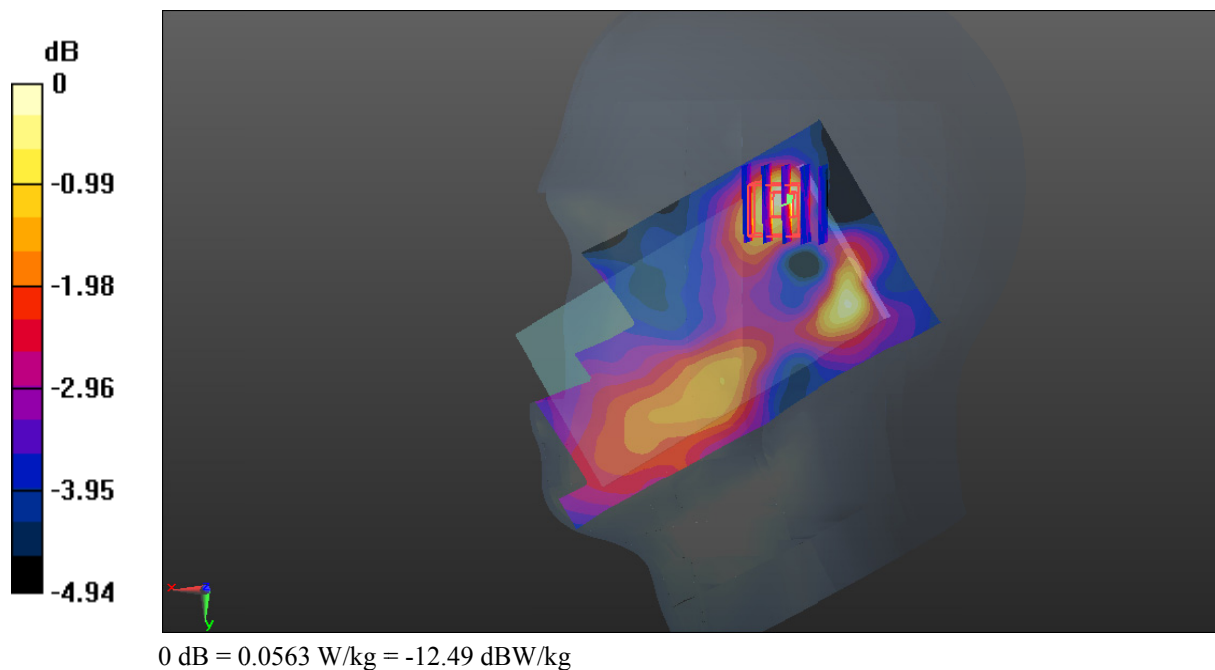
Zoom Scan (5x5x7)/Cube 0: Measurement grid: dx=8mm, dy=8mm, dz=5mm

Reference Value = 3.884 V/m; Power Drift = 0.14 dB

Peak SAR (extrapolated) = 0.0710 W/kg

SAR(1 g) = 0.044 W/kg; SAR(10 g) = 0.032 W/kg

Maximum value of SAR (measured) = 0.0563 W/kg



Test Plot 75#: LTE Band 7_Body Back_Middle_1RB

DUT:Smartphone; Type:AM509; Serial:17081800121;

Communication System: Generic FDD-LTE; Frequency: 2535 MHz;Duty Cycle: 1:1
 Medium parameters used: $f = 2535$ MHz; $\sigma = 2.053$ S/m; $\epsilon_r = 53.65$; $\rho = 1000$ kg/m³ ;
 Phantom section: Center Section

DASY5 Configuration:

- Probe: EX3DV4 - SN7441; ConvF(7.39, 7.39, 7.39); Calibrated: 2016/11/15;
- Sensor-Surface: 1.4mm (Mechanical Surface Detection)
- Electronics: DAE4 Sn772;Calibrated: 2016/10/25
- Phantom: Triple Flat Phantom 5.1C; Type: QD 000 P51 CA; Serial: 1130
- Measurement SW: DASY52, Version 52.8 (8);

Area Scan (151x81x1): Interpolated grid: dx=1.200 mm, dy=1.200 mm

Maximum value of SAR (interpolated) = 1.01 W/kg

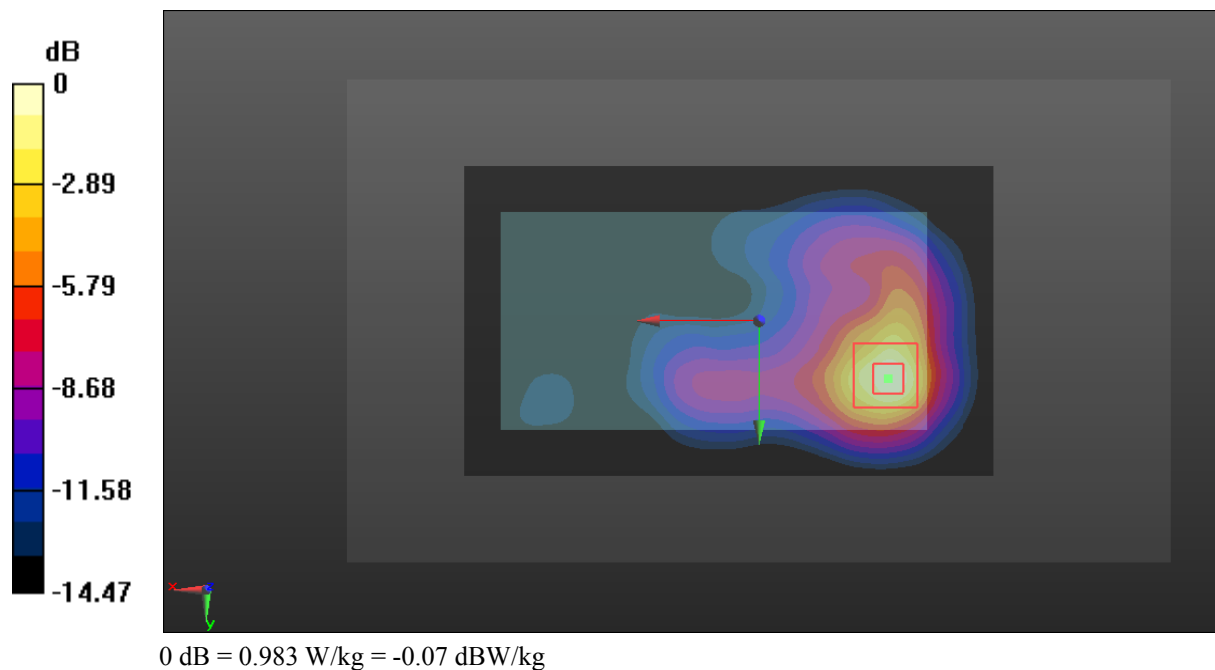
Zoom Scan (5x5x7)/Cube 0: Measurement grid: dx=8mm, dy=8mm, dz=5mm

Reference Value = 4.715 V/m; Power Drift = 0.02 dB

Peak SAR (extrapolated) = 1.26 W/kg

SAR(1 g) = 0.564 W/kg; SAR(10 g) = 0.254 W/kg

Maximum value of SAR (measured) = 0.983 W/kg



Test Plot 76#: LTE Band 7_Body Back_Middle_50%RB

DUT:Smartphone; Type:AM509; Serial:17081800121;

Communication System: Generic FDD-LTE; Frequency: 2535 MHz;Duty Cycle: 1:1
 Medium parameters used: $f = 2535 \text{ MHz}$; $\sigma = 2.053 \text{ S/m}$; $\epsilon_r = 53.65$; $\rho = 1000 \text{ kg/m}^3$;
 Phantom section: Center Section

DASY5 Configuration:

- Probe: EX3DV4 - SN7441; ConvF(7.39, 7.39, 7.39); Calibrated: 2016/11/15;
- Sensor-Surface: 1.4mm (Mechanical Surface Detection)
- Electronics: DAE4 Sn772;Calibrated: 2016/10/25
- Phantom: Triple Flat Phantom 5.1C; Type: QD 000 P51 CA; Serial: 1130
- Measurement SW: DASY52, Version 52.8 (8);

Area Scan (151x81x1): Interpolated grid: $dx=1.200 \text{ mm}$, $dy=1.200 \text{ mm}$

Maximum value of SAR (interpolated) = 0.827 W/kg

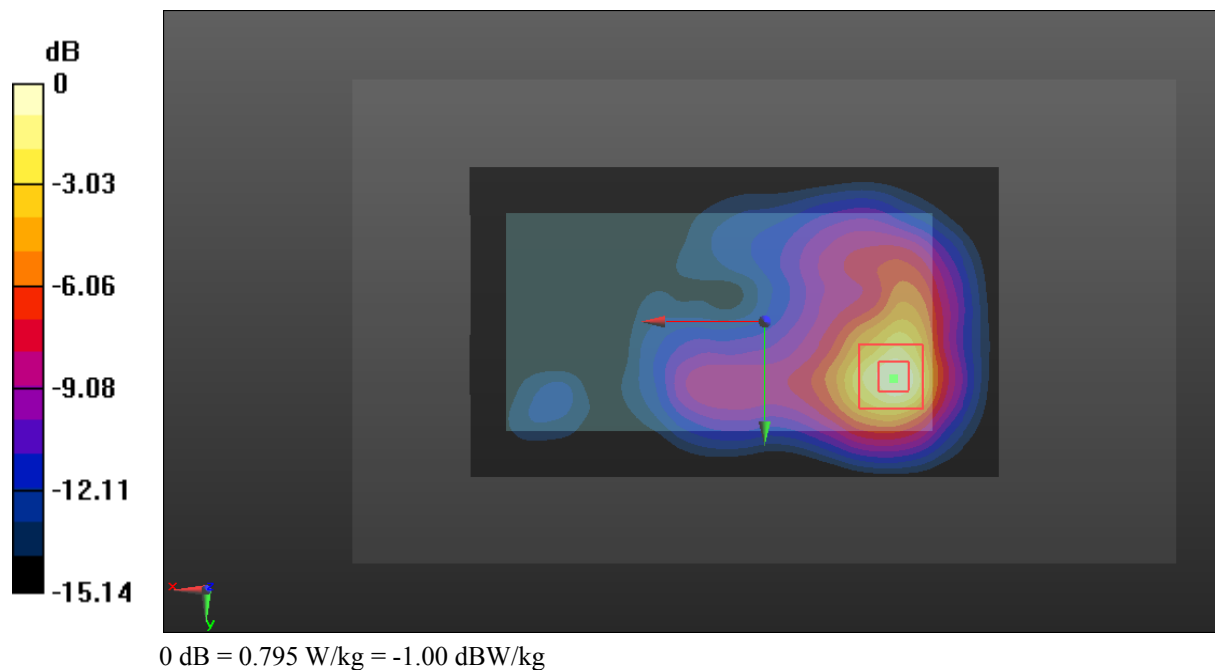
Zoom Scan (5x5x7)/Cube 0: Measurement grid: $dx=8\text{mm}$, $dy=8\text{mm}$, $dz=5\text{mm}$

Reference Value = 4.550 V/m; Power Drift = -0.05 dB

Peak SAR (extrapolated) = 1.02 W/kg

SAR(1 g) = 0.461 W/kg; SAR(10 g) = 0.209 W/kg

Maximum value of SAR (measured) = 0.795 W/kg



Test Plot 77#: LTE Band 7_Body Left_Middle_1RB

DUT:Smartphone; Type:AM509; Serial:17081800121;

Communication System: Generic FDD-LTE; Frequency: 2535 MHz;Duty Cycle: 1:1
 Medium parameters used: $f = 2535$ MHz; $\sigma = 2.053$ S/m; $\epsilon_r = 53.65$; $\rho = 1000$ kg/m³ ;
 Phantom section: Center Section

DASY5 Configuration:

- Probe: EX3DV4 - SN7441; ConvF(7.39, 7.39, 7.39); Calibrated: 2016/11/15;
- Sensor-Surface: 1.4mm (Mechanical Surface Detection)
- Electronics: DAE4 Sn772;Calibrated: 2016/10/25
- Phantom: Triple Flat Phantom 5.1C; Type: QD 000 P51 CA; Serial: 1130
- Measurement SW: DASY52, Version 52.8 (8);

Area Scan (151x51x1): Interpolated grid: dx=1.200 mm, dy=1.200 mm

Maximum value of SAR (interpolated) = 0.0755 W/kg


Zoom Scan (5x5x7)/Cube 0: Measurement grid: dx=8mm, dy=8mm, dz=5mm

Reference Value = 4.593 V/m; Power Drift = 0.11 dB

Peak SAR (extrapolated) = 0.0910 W/kg

SAR(1 g) = 0.049 W/kg; SAR(10 g) = 0.030 W/kg

Maximum value of SAR (measured) = 0.0739 W/kg



Test Plot 78#: LTE Band 7_Body Left_Middle_50%RB**DUT:Smartphone; Type:AM509; Serial:17081800121;**

Communication System: Generic FDD-LTE; Frequency: 2535 MHz;Duty Cycle: 1:1
Medium parameters used: $f = 2535$ MHz; $\sigma = 2.053$ S/m; $\epsilon_r = 53.65$; $\rho = 1000$ kg/m³ ;
Phantom section: Center Section

DASY5 Configuration:

- Probe: EX3DV4 - SN7441; ConvF(7.39, 7.39, 7.39); Calibrated: 2016/11/15;
- Sensor-Surface: 1.4mm (Mechanical Surface Detection)
- Electronics: DAE4 Sn772;Calibrated: 2016/10/25
- Phantom: Triple Flat Phantom 5.1C; Type: QD 000 P51 CA; Serial: 1130
- Measurement SW: DASY52, Version 52.8 (8);

Area Scan (151x51x1): Interpolated grid: dx=1.200 mm, dy=1.200 mm

Maximum value of SAR (interpolated) = 0.0492 W/kg

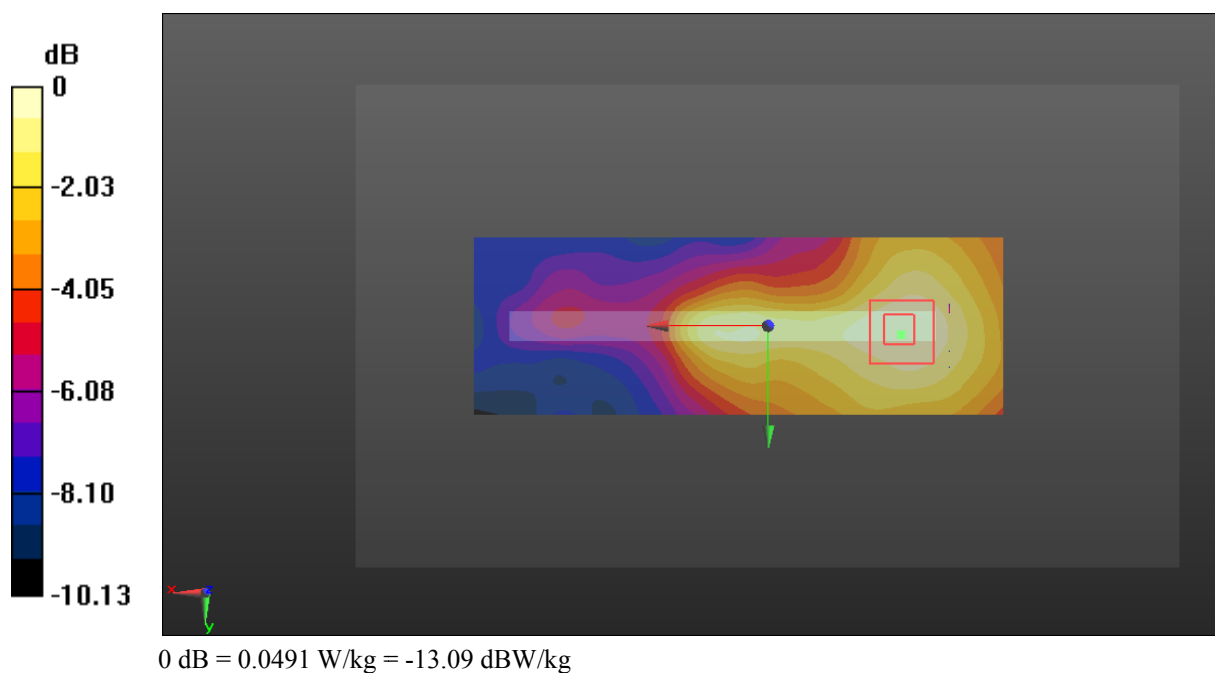
Zoom Scan (5x5x7)/Cube 0: Measurement grid: dx=8mm, dy=8mm, dz=5mm

Reference Value = 3.884 V/m; Power Drift = 0.18 dB

Peak SAR (extrapolated) = 0.0580 W/kg

SAR(1 g) = 0.033 W/kg; SAR(10 g) = 0.022 W/kg

Maximum value of SAR (measured) = 0.0491 W/kg



Test Plot 79#: LTE Band 7_Body Right_Middle_1RB

DUT:Smartphone; Type:AM509; Serial:17081800121;

Communication System: Generic FDD-LTE; Frequency: 2535 MHz;Duty Cycle: 1:1
 Medium parameters used: $f = 2535$ MHz; $\sigma = 2.053$ S/m; $\epsilon_r = 53.65$; $\rho = 1000$ kg/m³ ;
 Phantom section: Center Section

DASY5 Configuration:

- Probe: EX3DV4 - SN7441; ConvF(7.39, 7.39, 7.39); Calibrated: 2016/11/15;
- Sensor-Surface: 1.4mm (Mechanical Surface Detection)
- Electronics: DAE4 Sn772;Calibrated: 2016/10/25
- Phantom: Triple Flat Phantom 5.1C; Type: QD 000 P51 CA; Serial: 1130
- Measurement SW: DASY52, Version 52.8 (8);

Area Scan (151x51x1): Interpolated grid: dx=1.200 mm, dy=1.200 mm

Maximum value of SAR (interpolated) = 0.170 W/kg


Zoom Scan (5x5x7)/Cube 0: Measurement grid: dx=8mm, dy=8mm, dz=5mm

Reference Value = 5.183 V/m; Power Drift = 0.08 dB

Peak SAR (extrapolated) = 0.220 W/kg

SAR(1 g) = 0.109 W/kg; SAR(10 g) = 0.058 W/kg

Maximum value of SAR (measured) = 0.175 W/kg



Test Plot 80#: LTE Band 7_Body Right_Middle_50%RB

DUT:Smartphone; Type:AM509; Serial:17081800121;

Communication System: Generic FDD-LTE; Frequency: 2535 MHz;Duty Cycle: 1:1
 Medium parameters used: $f = 2535$ MHz; $\sigma = 2.053$ S/m; $\epsilon_r = 53.65$; $\rho = 1000$ kg/m³ ;
 Phantom section: Center Section

DASY5 Configuration:

- Probe: EX3DV4 - SN7441; ConvF(7.39, 7.39, 7.39); Calibrated: 2016/11/15;
- Sensor-Surface: 1.4mm (Mechanical Surface Detection)
- Electronics: DAE4 Sn772;Calibrated: 2016/10/25
- Phantom: Triple Flat Phantom 5.1C; Type: QD 000 P51 CA; Serial: 1130
- Measurement SW: DASY52, Version 52.8 (8);

Area Scan (151x51x1): Interpolated grid: dx=1.200 mm, dy=1.200 mm

Maximum value of SAR (interpolated) = 0.137 W/kg


Zoom Scan (5x5x7)/Cube 0: Measurement grid: dx=8mm, dy=8mm, dz=5mm

Reference Value = 4.816 V/m; Power Drift = 0.13 dB

Peak SAR (extrapolated) = 0.172 W/kg

SAR(1 g) = 0.088 W/kg; SAR(10 g) = 0.049 W/kg

Maximum value of SAR (measured) = 0.136 W/kg



Test Plot 81#: LTE Band 7_Body Bottom_Middle_1RB**DUT:Smartphone; Type:AM509; Serial:17081800121;**

Communication System: Generic FDD-LTE; Frequency: 2535 MHz;Duty Cycle: 1:1
Medium parameters used: $f = 2535$ MHz; $\sigma = 2.053$ S/m; $\epsilon_r = 53.65$; $\rho = 1000$ kg/m³ ;
Phantom section: Center Section

DASY5 Configuration:

- Probe: EX3DV4 - SN7441; ConvF(7.39, 7.39, 7.39); Calibrated: 2016/11/15;
- Sensor-Surface: 1.4mm (Mechanical Surface Detection)
- Electronics: DAE4 Sn772;Calibrated: 2016/10/25
- Phantom: Triple Flat Phantom 5.1C; Type: QD 000 P51 CA; Serial: 1130
- Measurement SW: DASY52, Version 52.8 (8);

Area Scan (51x71x1): Interpolated grid: dx=1.200 mm, dy=1.200 mm

Maximum value of SAR (interpolated) = 0.309 W/kg

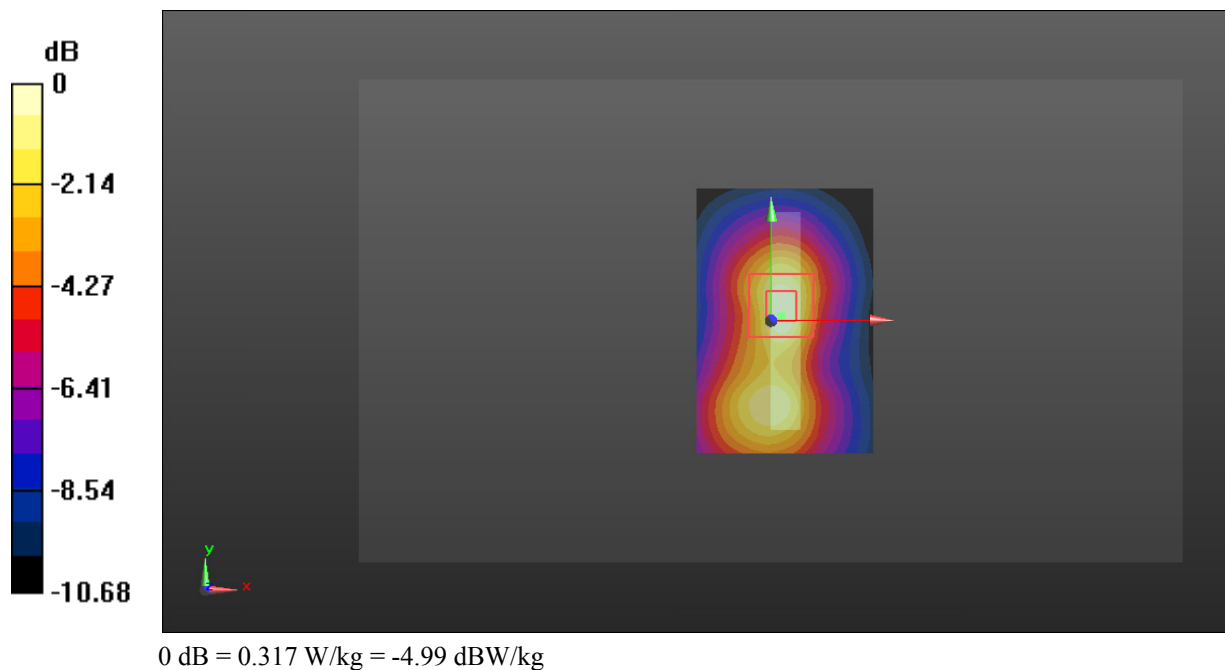
Zoom Scan (5x5x7)/Cube 0: Measurement grid: dx=8mm, dy=8mm, dz=5mm

Reference Value = 9.805 V/m; Power Drift = -0.10 dB

Peak SAR (extrapolated) = 0.404 W/kg

SAR(1 g) = 0.190 W/kg; SAR(10 g) = 0.091 W/kg

Maximum value of SAR (measured) = 0.317 W/kg



Test Plot 82#: LTE Band 7_Body Bottom_Middle_50%RB

DUT:Smartphone; Type:AM509; Serial:17081800121;

Communication System: Generic FDD-LTE; Frequency: 2535 MHz;Duty Cycle: 1:1
 Medium parameters used: $f = 2535$ MHz; $\sigma = 2.053$ S/m; $\epsilon_r = 53.65$; $\rho = 1000$ kg/m³ ;
 Phantom section: Center Section

DASY5 Configuration:

- Probe: EX3DV4 - SN7441; ConvF(7.39, 7.39, 7.39); Calibrated: 2016/11/15;
- Sensor-Surface: 1.4mm (Mechanical Surface Detection)
- Electronics: DAE4 Sn772;Calibrated: 2016/10/25
- Phantom: Triple Flat Phantom 5.1C; Type: QD 000 P51 CA; Serial: 1130
- Measurement SW: DASY52, Version 52.8 (8);

Area Scan (51x71x1): Interpolated grid: dx=1.200 mm, dy=1.200 mm

Maximum value of SAR (interpolated) = 0.252 W/kg

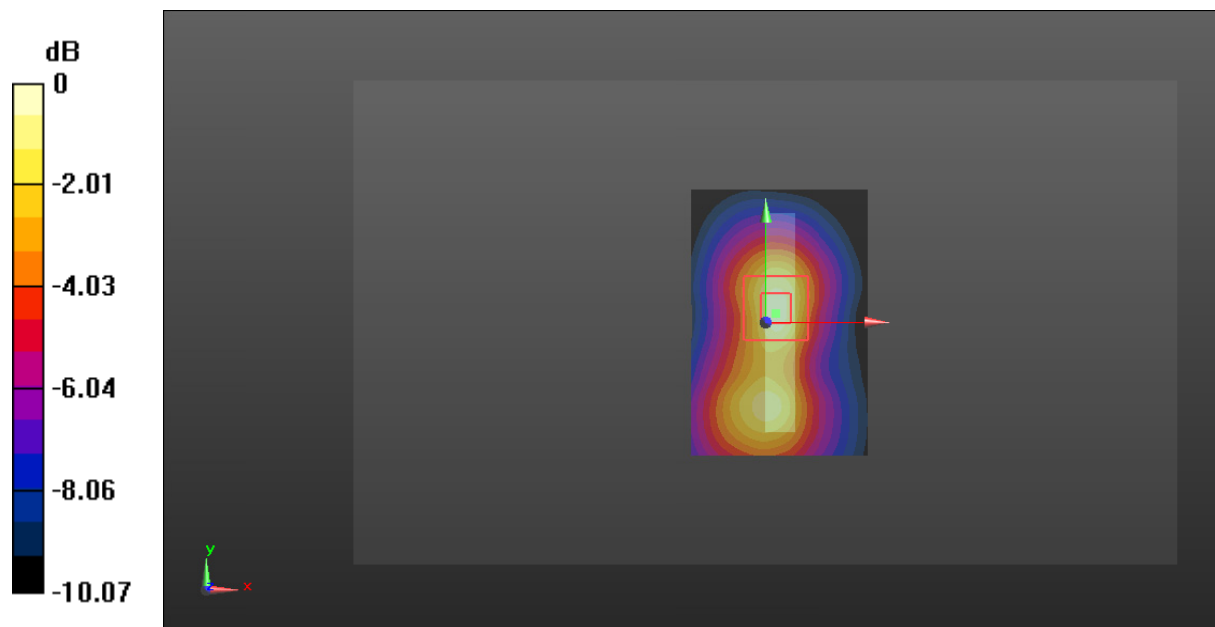
Zoom Scan (5x5x7)/Cube 0: Measurement grid: dx=8mm, dy=8mm, dz=5mm

Reference Value = 8.959 V/m; Power Drift = -0.05 dB

Peak SAR (extrapolated) = 0.342 W/kg

SAR(1 g) = 0.163 W/kg; SAR(10 g) = 0.079 W/kg

Maximum value of SAR (measured) = 0.272 W/kg



0 dB = 0.272 W/kg = -5.65 dBW/kg