

FCC ID: UOSAM506

**Start Here**

# Welcome to AMGOO




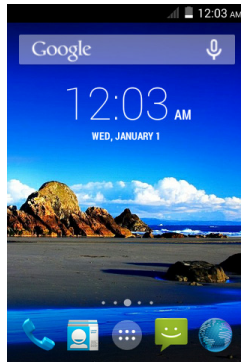
## OVERVIEW

**Please note**

All the functions in this manual should be operated in **Standby Mode**  
Like the picture below.

Tips:

Press  go back to the **Standby Mode**



**(Standby Mode)**

## Make a call

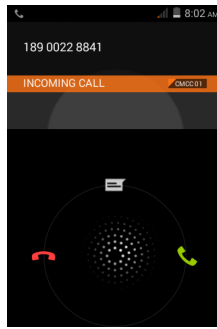
Select 

Input the numbers,

Press Send  .

Answer a call. Move





Tips:

\***Down Key** to volume down..

\***Up Key** to volume up.

## Call log

Calls logs

 >  > **Call logs.**

Received calls

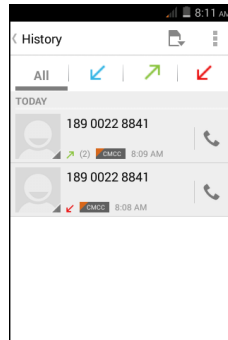
 >  >  **Received calls.**

Dialed calls

 >  >  **Dialed calls.**

Missed calls

 >  >  **Missed calls.**



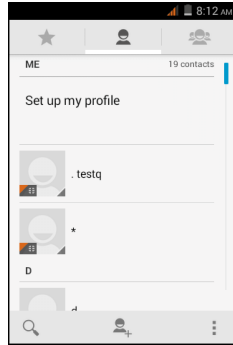
## Contacts

To browse the name card holder, store, edit and delete the names and phone numbers in the phone and SIM card.

### Contact List

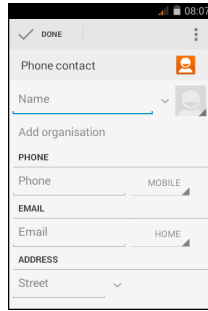


### Group



## Add new contact

  >To SIM or To Phone.



Phone contact

Name

Add organisation

PHONE

Phone MOBILE

EMAIL

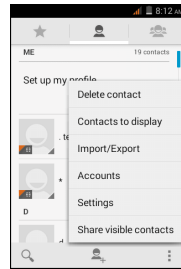
Email HOME

ADDRESS

Street

## Edit contact

  >Edit.



ME 19 contacts

Set up my profile

- Delete contact
- Contacts to display
- Import/Export
- Accounts
- Settings
- Share visible contacts

## Message

To receive and send the message.

Write Message

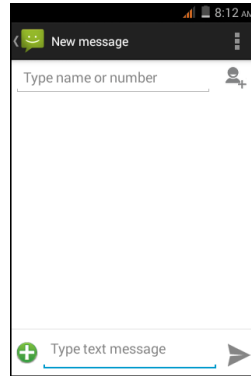


You could write message by using this function .

Inbox



Store the SMS and Push message received





## **Bluetooth**

Turn on or off Bluetooth.

Bluetooth settings: click to automatically search for and display the Bluetooth devices list, touch the Menu button, the Bluetooth name rename detection timeout setting, display the received file

Note:

A. display device name, search the device name is too long, it will automatically truncated to the appropriate length.

B. select pairing the device will pop up a dialog box, the user needs to enter the Bluetooth PIN match code. The two devices must use the same password. Headset or earpiece kit may use a fixed password, you can refer to the Bluetooth headset instructions. (Device can perform a lookup operation has been paired do not have to be matched.)

## **Wi-Fi**

Wi-Fi is a wireless networking technology that can provide Internet access at distances of up to 100 meters, depending on the Wi-Fi router and your surroundings.

Touch Settings > Wi-Fi. Check Wi-Fi to turn it on. The phone scans for available Wi-Fi networks and displays the names of those it finds. Secured networks are indicated with a Lock icon.

*Note: If the phone finds a network that you connected to previously, it connects to it.*

Touch a network to connect to it. If the network is open, you are prompted to confirm that you want to connect to that network by touching Connect. If the network is secured, you're prompted to enter a password or other credentials. Hotspot mode is supported.

## FM Radio

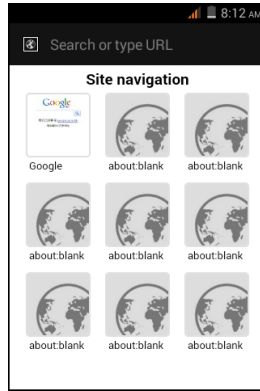
Please connect with the earphone You can listen in to Fm radio freely.



# Internet

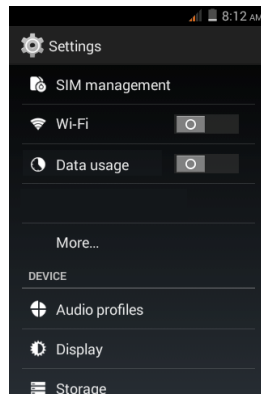


**\*Depends on network support.**



## Settings

You can customize the settings, such as time and date, language etc.

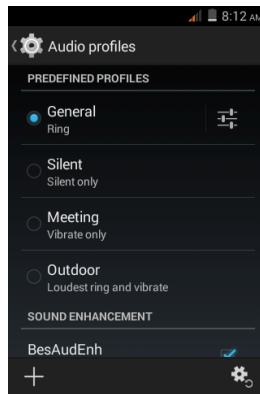


## Ring settings



Audio Profiles

Choose the Options To customize the ring  
settings options>settings



# Thank You!

## **CAUTION!**

"Using the wrong type of battery,  
there is a danger of explosion."

"Must be in accordance with the  
disposal of used batteries."

**FCC RF EXPOSURE INFORMATION:**

**WARNING!! Read this information before using your phone**

In August 1986 the Federal Communications Commission (FCC) of the United States with its action in Report and Order FCC 96-326 adopted an updated safety standard for human exposure to radio frequency (RF) electromagnetic energy emitted by FCC regulated transmitters. Those guidelines are consistent with the safety standard previously set by both U.S. and international standards bodies. The design of this phone complies with the FCC guidelines and these international standards. Use only the supplied or an approved antenna. Unauthorized antennas, modifications, or attachments could impair call quality, damage the phone, or result in violation of FCC regulations. Do not use the phone with a damaged antenna. If a damaged antenna comes into contact with the skin, a minor burn may result. Please contact your local dealer for replacement antenna.

**BODY-WORN OPERATION:**

This device was tested for typical body-worn operations with the back of the phone kept 10mm from the body. To comply with FCC RF exposure requirements, a minimum separation distance of 10mm must be maintained between the user's body and the back of the phone, including the antenna. Third-party belt-clips, holsters and similar accessories containing metallic components shall not be used. Body-worn accessories that cannot maintain 10mm separation distance between the user's body and the back of the phone, and have not been tested for typical body-worn operations may not comply with FCC RF exposure limits and should be avoided. For more information about RF exposure, please visit the FCC website at [www.fcc.gov](http://www.fcc.gov)

Your wireless handheld portable telephone is a low power radio transmitter and receiver. When it is ON, it receives and also sends out radio frequency (RF) signals. In August, 1996, the Federal Communications Commission (FCC) adopted RF exposure guidelines with safety levels for hand-held wireless phones. Those guidelines are consistent with the safety standards previously set by both U.S. and international standards bodies:

<ANSI C95.1> (1992) / <NCRP Report 86> (1986) / <ICIMIRP> (1996)

Those standards were based on comprehensive and periodic evaluations of the relevant scientific literature. For example, over 120 scientists, engineers, and physicians from universities, government health agencies, and industry reviewed the available body of research to develop the ANSI Standard (C95.1). Nevertheless, we recommend that you use a hands-free kit with your phone (such as an earpiece or headset) to avoid potential exposure to RF energy. The design of your phone complies with the FCC guidelines (and those standards).

Use only the supplied or an approved replacement antenna. Unauthorized antennas, modifications, or attachments could damage the phone and may violate FCC regulations.

**NORMAL POSITION:**

Hold the phone as you would any other telephone with the antenna pointed up and over your shoulder.

**RF Exposure Information:**

This product is in compliance with FCC RF Exposure requirements and refer to FCC website search for FCC ID: UOSAM506 to gain further information include SAR Values.

This device complies with part 15 of the FCC rules. Operation is subject to the following two conditions:

(1) this device may not cause harmful interference, and

(2) this device must accept any interference received, including interference that may cause undesired operation.

NOTE: The manufacturer is not responsible for any radio or TV interference caused by unauthorized modifications to this equipment. Such modifications could void the user's authority to operate the equipment.

NOTE: This equipment has been tested and found to comply with the limits for a Class B digital device, pursuant to part 15 of the FCC Rules. These limits are designed to provide reasonable protection against harmful interference in a residential installation. This equipment generates uses and can radiate radio frequency energy and, if not installed and used in accordance with the instructions, may cause harmful interference to radio communications. However, there is no guarantee that interference will not occur in a particular installation. If this equipment does cause harmful interference to radio or television reception, which can be determined by turning the equipment off and on, the user is encouraged to try to correct the interference by one or more of the following measures:

- Reorient or relocate the receiving antenna.
- Increase the separation between the equipment and receiver.
- Connect the equipment into an outlet on a circuit different from that to which the receiver is connected.
- Consult the dealer or an experienced radio/TV technician for help

Do not use the device with the environment which below minimum -10°C or over maximum 50°C, the device may not work.

Changes or modifications to this unit not expressly approved by the party responsible for compliance could void the user's authority to operate the equipment.

Ad Hoc function is supported but not able to operate on non-US frequencies.