



FCC PART 22H, PART 24E  
TEST REPORT

For

**Amgoo Telecom Co., Ltd.**

3/F, Block R2-A (North), Gaoxin S. Ave. 4th, Hi-Tech Industrial Park, Nanshan District,  
Shenzhen, China

**FCC ID: UOSAM405**

|   |                                      |
|---|--------------------------------------|
| <b>Report Type:</b><br>Original Report  | <b>Product Type:</b><br>Mobile Phone |
| <b>Test Engineer:</b> Simon Wang  | <i>Simon wang</i>                    |
| <b>Report Number:</b> RSZ150206008-00D  |                                      |
| <b>Report Date:</b> 2015-02-15  |                                      |
| <b>Reviewed By:</b> Jimmy Xiao<br>RF Engineer   | <i>Jimmy xiao</i>                    |
| <b>Prepared By:</b> Bay Area Compliance Laboratories Corp. (Shenzhen)<br>6/F, the 3rd Phase of WanLi Industrial Building<br>ShiHua Road, FuTian Free Trade Zone<br>Shenzhen, Guangdong, China<br>Tel: +86-755-33320018<br>Fax: +86-755-33320008<br><a href="http://www.baclcorp.com.cn">www.baclcorp.com.cn</a> |                                      |

**Note:** This test report is prepared for the customer shown above and for the device described herein. It may not be duplicated or used in part without prior written consent from Bay Area Compliance Laboratories Corp.

## TABLE OF CONTENTS

|   |           |
|---|-----------|
| <b>GENERAL INFORMATION.....</b>   | <b>4</b>  |
| PRODUCT DESCRIPTION FOR EQUIPMENT UNDER TEST (EUT) .....  | 4         |
| OBJECTIVE .....   | 4         |
| RELATED SUBMITTAL(S)/GRANT(S).....  | 4         |
| TEST METHODOLOGY .....  | 4         |
| TEST FACILITY .....   | 5         |
| <b>SYSTEM TEST CONFIGURATION.....</b>   | <b>6</b>  |
| DESCRIPTION OF TEST CONFIGURATION .....   | 6         |
| EQUIPMENT MODIFICATIONS .....   | 6         |
| SUPPORT EQUIPMENT LIST AND DETAILS .....  | 6         |
| BLOCK DIAGRAM OF TEST SETUP .....   | 6         |
| <b>SUMMARY OF TEST RESULTS .....</b>  | <b>7</b>  |
| <b>FCC §1.1307 &amp; §2.1093 - RF EXPOSURE.....</b>   | <b>8</b>  |
| APPLICABLE STANDARD .....   | 8         |
| TEST RESULT .....   | 8         |
| <b>FCC §2.1047 - MODULATION CHARACTERISTIC .....</b>  | <b>9</b>  |
| <b>FCC § 2.1046, § 22.913 (A) &amp; § 24.232 (C) - RF OUTPUT POWER.....</b>                     | <b>10</b> |
| APPLICABLE STANDARD .....   | 10        |
| TEST PROCEDURE .....  | 10        |
| TEST EQUIPMENT LIST AND DETAILS.....  | 10        |
| TEST DATA .....   | 11        |
| <b>FCC §2.1049, §22.917, §22.905 &amp; §24.238 - BANDWIDTH .....</b>                            | <b>15</b> |
| APPLICABLE STANDARD .....   | 15        |
| TEST PROCEDURE .....  | 15        |
| TEST EQUIPMENT LIST AND DETAILS.....  | 15        |
| TEST DATA .....   | 15        |
| <b>FCC §2.1051, §22.917(A) &amp; §24.238(A) - SPURIOUS EMISSIONS AT ANTENNA TERMINALS .....</b> | <b>21</b> |
| APPLICABLE STANDARD .....   | 21        |
| TEST PROCEDURE .....  | 21        |
| TEST EQUIPMENT LIST AND DETAILS.....  | 21        |
| TEST DATA .....   | 21        |
| <b>FCC §2.1053, §22.917 &amp; §24.238 - SPURIOUS RADIATED EMISSIONS .....</b>                   | <b>27</b> |
| APPLICABLE STANDARD .....   | 27        |
| TEST PROCEDURE .....  | 27        |
| TEST EQUIPMENT LIST AND DETAILS.....  | 27        |
| TEST DATA .....   | 28        |
| <b>FCC §22.917(A) &amp; §24.238(A) - BAND EDGES.....</b>  | <b>30</b> |
| APPLICABLE STANDARD .....   | 30        |
| TEST PROCEDURE .....  | 30        |
| TEST EQUIPMENT LIST AND DETAILS.....  | 30        |
| TEST DATA .....   | 30        |
| <b>FCC §2.1055, §22.355 &amp; §24.235 - FREQUENCY STABILITY.....</b>                            | <b>39</b> |
| APPLICABLE STANDARD .....   | 39        |

TEST PROCEDURE .....39  
TEST EQUIPMENT LIST AND DETAILS.....40  
TEST DATA .....40

---

## GENERAL INFORMATION

---

### Product Description for Equipment under Test (EUT)

The *Amgoo Telecom Co., Ltd.* 's product, model number: *AM405 (FCC ID:UOSAM405)* or the "EUT" in this report was a *Mobile Phone*, which was measured approximately:12.8 cm (L) x 6.5 cm (W) x 1.0 cm (H), rated with input voltage: DC 3.7 V rechargeable Li-ion battery or DC5.0 V from adapter.

#### Adapter Information:

Model: CH27

Input: AC100-240V, 50/60Hz, 0.2A

Output: DC 5.0V, 600mA

*\*All measurement and test data in this report was gathered from production sample serial number: 1502099 (Assigned by Shenzhen BAACL). The EUT supplied by the applicant was received on 2015-02-06.*

### Objective

This test report is prepared on behalf of *Amgoo Telecom Co., Ltd.* in accordance with Part 2-Subpart J, Part 22-Subpart H and Part 24-Subpart E of the Federal Communication Commissions rules.

The objective is to determine the compliance of the EUT with FCC rules for output power, modulation characteristic, occupied bandwidth, and spurious emission at antenna terminal, spurious radiated emission, frequency stability and band edge.

### Related Submittal(s)/Grant(s)

FCC Part 15.247 DTS&DSS and Part 15B JBP submissions with FCC ID: UOSAM405

### Test Methodology

All tests and measurements indicated in this document were performed in accordance with the Code of Federal Regulations Title 47 Part 2-Subpart J as well as the following parts:

Part 22 Subpart H - Public Mobile Services

Part 24 Subpart E - Personal Communication Services

Applicable Standards: TIA/EIA 603-D, ANSI C63.4-2009.

All radiated and conducted emissions measurements were performed at Bay Area Compliance Laboratories Corp. The radiated testing was performed at an antenna-to-EUT distance of 3 meters.

Measurement uncertainty with radiated emission is 5.91 dB for 30MHz-1GHz.and 4.92 dB for above 1GHz, 1.95dB for conducted measurement.

### **Test Facility**

The test site used by Bay Area Compliance Laboratories Corp.(Shenzhen) to collect test data is located on the 6/F, the 3rd Phase of WanLi Industrial Building, ShiHua Road, FuTian Free Trade Zone Shenzhen, Guangdong, China.

Test site at Bay Area Compliance Laboratories Corp. (Shenzhen) has been fully described in reports submitted to the Federal Communication Commission (FCC). The details of these reports have been found to be in compliance with the requirements of Section 2.948 of the FCC Rules on December 06, 2010. The facility also complies with the radiated and AC line conducted test site criteria set forth in ANSI C63.4-2009.

The Federal Communications Commission has the reports on file and is listed under FCC Registration No.: 382179. The test site has been approved by the FCC for public use and is listed in the FCC Public Access Link (PAL) database.

## SYSTEM TEST CONFIGURATION

### Description of Test Configuration

The EUT was configured for testing according to TIA/EIA-603-D.

The final qualification test was performed with the EUT operating at normal mode.

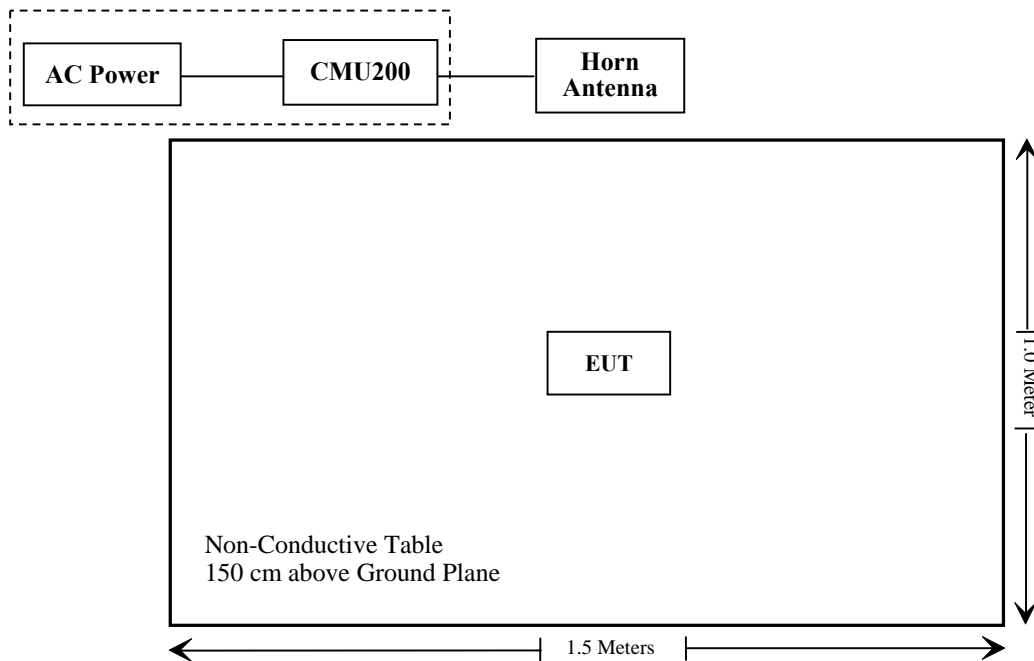
### Equipment Modifications

No modification was made to the EUT.

### Support Equipment List and Details

| Manufacturer    | Description                          | Model  | Serial Number |
|-----------------|--------------------------------------|--------|---------------|
| Rohde & Schwarz | Universal Radio Communication Tester | CMU200 | 106891        |

### Block Diagram of Test Setup



## SUMMARY OF TEST RESULTS

| FCC Rules                                | Description of Test  | Result         |
|--|--|----------------|
| §1.1307, §2.1093                         | RF Exposure (SAR)  | Compliance*    |
| §2.1046;<br>§ 22.913 (a); § 24.232 (c)   | RF Output Power  | Compliance     |
| § 2.1047                                 | Modulation Characteristics   | Not Applicable |
| § 2.1049; § 22.905<br>§ 22.917; § 24.238 | Bandwidth  | Compliance     |
| § 2.1051,<br>§ 22.917 (a); § 24.238 (a)  | Spurious Emissions at Antenna Terminal                                 | Compliance     |
| § 2.1053<br>§ 22.917 (a); § 24.238 (a)   | Field Strength of Spurious Radiation                                   | Compliance     |
| § 22.917 (a); § 24.238 (a)               | Out of band emission, Band Edge  | Compliance     |
| § 2.1055<br>§ 22.355; § 24.235           | Frequency stability vs. temperature<br>Frequency stability vs. voltage | Compliance     |

Note: \* Please refer to SAR report released by BACL, report number: RSZ150206008-20.

---

## **FCC §1.1307 & §2.1093 - RF EXPOSURE**

---

### **Applicable Standard**

FCC§1.1307 and §2.1093.

### **Test Result**

Compliance, please refer to the SAR report: RSZ150206008-20.



---

## **FCC §2.1047 - MODULATION CHARACTERISTIC**

---

According to FCC § 2.1047(d), Part 22H & 24E there is no specific requirement for digital modulation, therefore modulation characteristic is not presented.

## FCC § 2.1046, § 22.913 (a) & § 24.232 (c) - RF OUTPUT POWER

### Applicable Standard

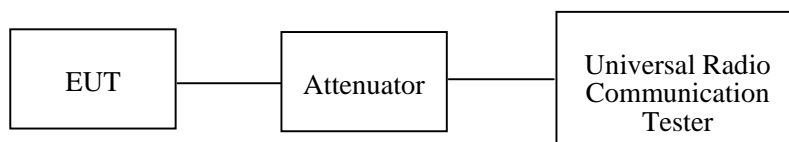
According to FCC §2.1046 and §22.913 (a), the ERP of mobile transmitters and auxiliary test transmitters must not exceed 7 watts.

According to FCC §2.1046 and §24.232 (C), mobile and portable stations are limited to 2 watts EIRP and the equipment must employ a means for limiting power to the minimum necessary for successful communications..

### Test Procedure

*Conducted method:*

The RF output of the transmitter was connected to the wireless test set and the spectrum analyzer through sufficient attenuation.



*Radiated method:*

TIA 603-D section 2.2.17

### Test Equipment List and Details

| Manufacturer    | Description                          | Model       | Serial Number | Calibration Date | Calibration Due Date |
|-----------------|--------------------------------------|-------------|---------------|------------------|----------------------|
| Sunol Sciences  | Horn Antenna                         | DRH-118     | A052304       | 2014-11-01       | 2015-11-30           |
| Rohde & Schwarz | Signal Analyzer                      | FSIQ26      | 837405/023    | 2014-08-22       | 2015-08-22           |
| Rohde & Schwarz | EMI Test Receiver                    | ESCI        | 101120        | 2014-11-03       | 2015-11-03           |
| Sunol Sciences  | Broadband Antenna                    | JB3         | A111513       | 2014-06-18       | 2017-06-17           |
| HP              | Signal Generator                     | 8341B       | 2624A00116    | 2014-06-03       | 2015-06-03           |
| COM POWER       | Dipole Antenna                       | AD-100      | 041000        | NCR              | NCR                  |
| A.H. System     | Horn Antenna                         | SAS-200/571 | 135           | 2012-02-11       | 2015-02-10           |
| Rohde & Schwarz | Universal Radio Communication Tester | CMU200      | 106891        | 2014-11-23       | 2015-11-23           |

\* **Statement of Traceability:** Bay Area Compliance Laboratories Corp. (Shenzhen) attests that all calibrations have been performed in accordance to requirements that traceable to National Primary Standards and International System of Units (SI).

**Test Data**

**Environmental Conditions**

|                           |           |
|---------------------------|-----------|
| <b>Temperature:</b>       | 20 °C     |
| <b>Relative Humidity:</b> | 42 %      |
| <b>ATM Pressure:</b>      | 101.0 kPa |

The testing was performed by Simon Wang on 2015-02-12.

**Conducted Power**

**Cellular Band (Part 22H)**

| Mode | Channel | Frequency (MHz) | Average Output Power (dBm) | Limit (dBm) |
|------|---------|-----------------|----------------------------|-------------|
| GSM  | 128     | 824.2           | 31.52                      | 38.45       |
|      | 190     | 836.6           | 31.53                      | 38.45       |
|      | 251     | 848.8           | 31.92                      | 38.45       |

| Mode | Channel | Frequency (MHz) | Average Output Power (dBm) |         |         |         | Limit (dBm) |
|------|---------|-----------------|----------------------------|---------|---------|---------|-------------|
|      |         |                 | 1 slot                     | 2 slots | 3 slots | 4 slots |             |
| GPRS | 128     | 824.2           | 31.52                      | 30.72   | 28.92   | 27.64   | 38.45       |
|      | 190     | 836.6           | 31.55                      | 30.71   | 28.83   | 27.54   | 38.45       |
|      | 251     | 848.8           | 31.95                      | 30.71   | 28.76   | 27.44   | 38.45       |

| Mode           | Test Condition | Test Mode   | 3GPP Sub Test | Average Output Power (dBm) |                  |                |
|----------------|----------------|-------------|---------------|----------------------------|------------------|----------------|
|                |                |             |               | Low Frequency              | Middle Frequency | High Frequency |
| WCDMA (Band V) | Normal         | RMC         |               | 22.12                      | 22.14            | 22.89          |
|                |                |             | 1             | 20.89                      | 20.92            | 20.51          |
|                |                | Rel 6 HSDPA | 2             | 20.85                      | 20.87            | 20.44          |
|                |                |             | 3             | 20.96                      | 21.01            | 20.54          |
|                |                |             | 4             | 20.76                      | 20.85            | 20.46          |
|                |                | Rel 6 HSUPA | 1             | 21.16                      | 22.19            | 21.95          |
|                |                |             | 2             | 21.10                      | 22.16            | 21.92          |
|                |                |             | 3             | 21.20                      | 22.29            | 22.04          |
|                |                |             | 4             | 21.06                      | 22.15            | 21.84          |
|                |                |             | 5             | 21.22                      | 22.22            | 22.01          |

**PCS Band (Part 24E)**

| Mode | Channel | Frequency (MHz) | Average Output Power (dBm) | Limit (dBm) |
|------|---------|-----------------|----------------------------|-------------|
| GSM  | 512     | 1850.2          | 29.54                      | 33          |
|      | 661     | 1880.0          | 29.04                      | 33          |
|      | 810     | 1909.8          | 29.00                      | 33          |

| Mode | Channel | Frequency (MHz) | Average Output Power (dBm) |         |         |         | Limit (dBm) |
|------|---------|-----------------|----------------------------|---------|---------|---------|-------------|
|      |         |                 | 1 slot                     | 2 slots | 3 slots | 4 slots |             |
| GPRS | 512     | 1850.2          | 29.56                      | 28.07   | 26.37   | 25.13   | 33          |
|      | 661     | 1880.0          | 29.05                      | 28.32   | 26.60   | 25.44   | 33          |
|      | 810     | 1909.8          | 28.96                      | 28.26   | 26.60   | 25.46   | 33          |

| Mode            | Test Condition | Test Mode   | 3GPP Sub Test | Average Output Power (dBm) |                  |                |
|-----------------|----------------|-------------|---------------|----------------------------|------------------|----------------|
|                 |                |             |               | Low Frequency              | Middle Frequency | High Frequency |
| WCDMA (Band II) | Normal         | RMC         |               | 22.86                      | 22.58            | 22.91          |
|                 |                | Rel 6 HSDPA | 1             | 21.76                      | 21.54            | 21.76          |
|                 |                |             | 2             | 21.65                      | 21.47            | 21.70          |
|                 |                |             | 3             | 21.83                      | 21.63            | 21.87          |
|                 |                |             | 4             | 21.64                      | 21.49            | 21.63          |
|                 |                | Rel 6 HSUPA | 1             | 21.97                      | 21.72            | 22.02          |
|                 |                |             | 2             | 21.86                      | 21.63            | 21.93          |
|                 |                |             | 3             | 22.06                      | 21.79            | 22.10          |
|                 |                |             | 4             | 21.88                      | 21.63            | 21.97          |
|                 |                |             | 5             | 22.07                      | 21.79            | 22.09          |

**Peak-to-average ratio (PAR)**

**Cellular Band**

| Mode | Channel | PAR (dB) | Limit (dB) |
|------|---------|----------|------------|
| GSM  | Low     | 0.09     | 13         |
|      | Middle  | 0.11     | 13         |
|      | High    | 0.08     | 13         |

| Mode          | Channel | PAR (dB) | Limit (dB) |
|---------------|---------|----------|------------|
| WCDMA (BPSK)  | Low     | 2.57     | 13         |
|               | Middle  | 2.12     | 13         |
|               | High    | 2.38     | 13         |
| HSDPA (16QAM) | Low     | 2.62     | 13         |
|               | Middle  | 2.08     | 13         |
|               | High    | 2.24     | 13         |
| HSUPA (BPSK)  | Low     | 2.91     | 13         |
|               | Middle  | 2.36     | 13         |
|               | High    | 2.29     | 13         |

**PCS Band**

| Mode | Channel | PAR (dB) | Limit (dB) |
|------|---------|----------|------------|
| GSM  | Low     | 0.15     | 13         |
|      | Middle  | 0.18     | 13         |
|      | High    | 0.11     | 13         |

| Mode          | Channel | PAR (dB) | Limit (dB) |
|---------------|---------|----------|------------|
| WCDMA (BPSK)  | Low     | 3.62     | 13         |
|               | Middle  | 3.98     | 13         |
|               | High    | 3.31     | 13         |
| HSDPA (16QAM) | Low     | 3.57     | 13         |
|               | Middle  | 3.86     | 13         |
|               | High    | 3.27     | 13         |
| HSUPA (BPSK)  | Low     | 3.49     | 13         |
|               | Middle  | 3.88     | 13         |
|               | High    | 3.14     | 13         |

**Radiated Power (Measured at Max. conducted power channel)**

**GSM Mode:**

| Frequency (MHz)                                | Receiver Reading (dBμV) | Turntable Angle Degree | Rx Antenna |             | Substituted      |                 |                   | Absolute Level (dBm) | FCC Part 22H/24E |             |
|--|-------------------------|------------------------|------------|-------------|------------------|-----------------|-------------------|----------------------|------------------|-------------|
|  |                         |                        | Height (m) | Polar (H/V) | S.G. Level (dBm) | Cable loss (dB) | Antenna Gain (dB) |                      | Limit (dBm)      | Margin (dB) |
| ERP for Cellular Band (Part 22H), High Channel |                         |                        |            |             |                  |                 |                   |                      |                  |             |
| 848.80   | 92.73                   | 282                    | 1.0        | H           | 24.8             | 0.67            | 0                 | 24.13                | 38.45            | 14.32       |
| 848.80   | 96.12                   | 128                    | 2.4        | V           | 29.4             | 0.67            | 0                 | 28.73                | 38.45            | 9.72        |
| EIRP for PCS Band (Part 24E), Low Channel      |                         |                        |            |             |                  |                 |                   |                      |                  |             |
| 1850.2   | 88.63                   | 259                    | 1.9        | H           | 16.4             | 1.03            | 9.40              | 24.77                | 33               | 8.23        |
| 1850.2   | 90.18                   | 98                     | 2.4        | V           | 18.1             | 1.03            | 9.40              | 26.47                | 33               | 6.53        |

**WCDMA Mode:**

| Frequency (MHz)                                 | Receiver Reading (dBμV) | Turntable Angle Degree | Rx Antenna |             | Substituted      |                 |                   | Absolute Level (dBm) | FCC Part 22H/24E |             |
|---|-------------------------|------------------------|------------|-------------|------------------|-----------------|-------------------|----------------------|------------------|-------------|
|   |                         |                        | Height (m) | Polar (H/V) | S.G. Level (dBm) | Cable loss (dB) | Antenna Gain (dB) |                      | Limit (dBm)      | Margin (dB) |
| ERP for WCDMA Band V (Part 22H), High Channel   |                         |                        |            |             |                  |                 |                   |                      |                  |             |
| 846.60  | 85.76                   | 202                    | 1.3        | H           | 17.8             | 0.67            | 0                 | 17.13                | 38.45            | 21.32       |
| 846.60  | 88.03                   | 332                    | 1.8        | V           | 21.4             | 0.67            | 0                 | 20.73                | 38.45            | 17.72       |
| EIRP for WCDMA Band II (Part 24E), High Channel |                         |                        |            |             |                  |                 |                   |                      |                  |             |
| 1907.60   | 83.98                   | 90                     | 1.3        | H           | 11.2             | 1.03            | 9.40              | 19.57                | 33               | 13.43       |
| 1907.60   | 84.06                   | 233                    | 1.9        | V           | 12.2             | 1.03            | 9.40              | 20.57                | 33               | 12.43       |

**Note:**

All above data were tested with no amplifier.

Absolute Level = SG Level - Cable loss + Antenna Gain

Margin = Limit- Absolute Level

**FCC §2.1049, §22.917, §22.905 & §24.238 - BANDWIDTH**

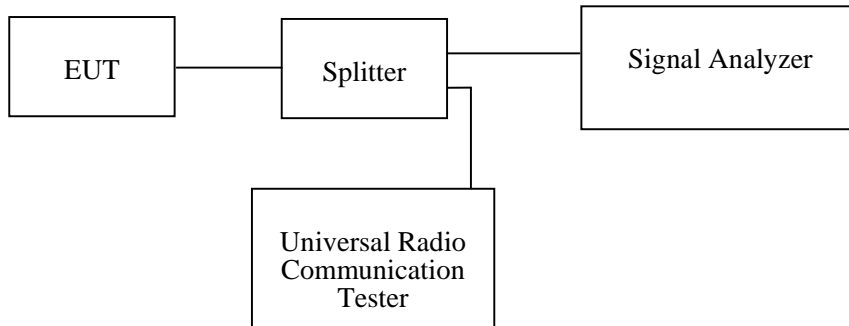
**Applicable Standard**

FCC §2.1049, §22.917, §22.905 and §24.238.

**Test Procedure**

The RF output of the transmitter was connected to the simulator and the spectrum analyzer through sufficient attenuation.

The resolution bandwidth of the spectrum analyzer was set at 3 kHz (Cellular /PCS) & 100 kHz (WCDMA) and the 26 dB & 99% bandwidth was recorded.



**Test Equipment List and Details**

| Manufacturer    | Description                          | Model  | Serial Number | Calibration Date | Calibration Due Date |
|-----------------|--------------------------------------|--------|---------------|------------------|----------------------|
| Rohde & Schwarz | Signal Analyzer                      | FSIQ26 | 837405/023    | 2014-08-22       | 2015-08-22           |
| Rohde & Schwarz | Universal Radio Communication Tester | CMU200 | 106891        | 2014-11-23       | 2015-11-23           |

\* **Statement of Traceability:** Bay Area Compliance Laboratories Corp. (Shenzhen) attests that all calibrations have been performed in accordance to requirements that traceable to National Primary Standards and International System of Units (SI).

**Test Data**

**Environmental Conditions**

|                    |           |
|--------------------|-----------|
| Temperature:       | 20 °C     |
| Relative Humidity: | 42 %      |
| ATM Pressure:      | 101.0 kPa |

*The testing was performed by Simon Wang on 2015-02-12.*

EUT operation mode: Transmitting

Test Result: Compliance. Please refer to the following tables and plots.

Cellular Band (Part 22H)

| Mode      | Frequency (MHz) | 99% Occupied Bandwidth (kHz) | 26 dB Emission Bandwidth (kHz) |
|-----------|-----------------|------------------------------|--------------------------------|
| GSM(GMSK) | 836.6           | 244.49                       | 312.63                         |

| Mode          | Frequency (MHz) | 99% Occupied Bandwidth (MHz) | 26 dB Emission Bandwidth (MHz) |
|---------------|-----------------|------------------------------|--------------------------------|
| WCDMA (BPSK)  | 836.6           | 4.168                        | 4.689                          |
| HSUPA (BPSK)  | 836.6           | 4.168                        | 4.689                          |
| HSDPA (16QAM) | 836.6           | 4.168                        | 4.709                          |

PCS Band (Part 24E)

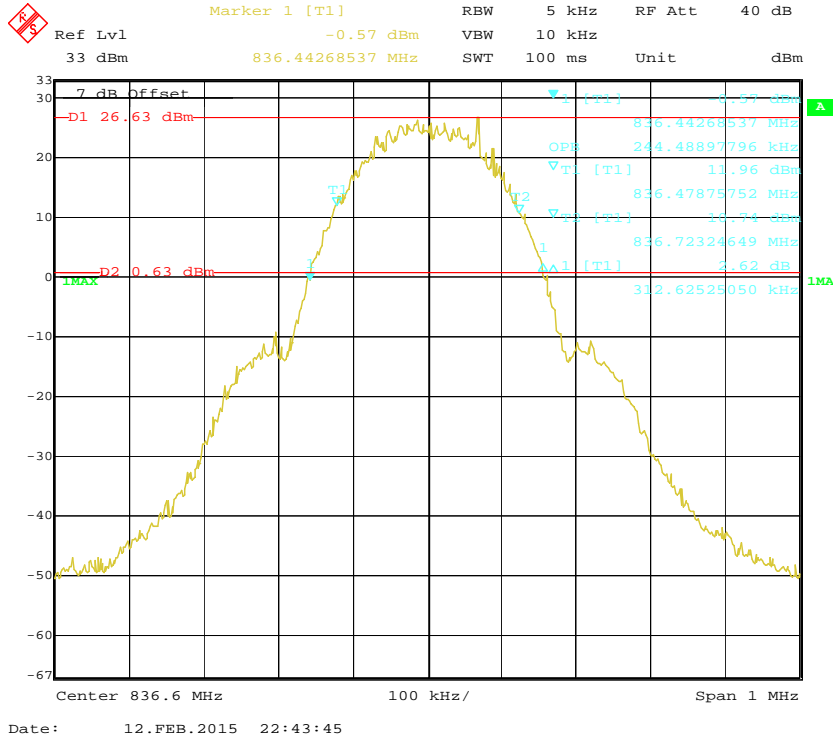
| Mode       | Frequency (MHz) | 99% Occupied Bandwidth (kHz) | 26 dB Emission Bandwidth (kHz) |
|------------|-----------------|------------------------------|--------------------------------|
| GSM (GMSK) | 1880.0          | 242.48                       | 312.63                         |

| Mode          | Frequency (MHz) | 99% Occupied Bandwidth (MHz) | 26 dB Emission Bandwidth (MHz) |
|---------------|-----------------|------------------------------|--------------------------------|
| WCDMA (BPSK)  | 1880.0          | 4.168                        | 4.709                          |
| HSUPA (BPSK)  | 1880.0          | 4.188                        | 4.729                          |
| HSDPA (16QAM) | 1880.0          | 4.168                        | 4.729                          |

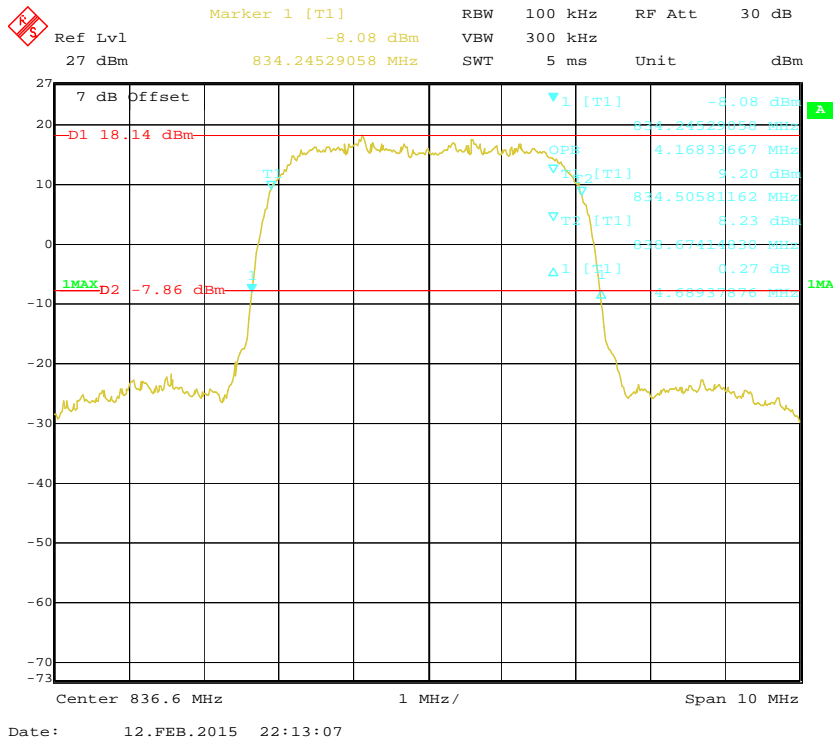


**Cellular Band (Part 22H)**

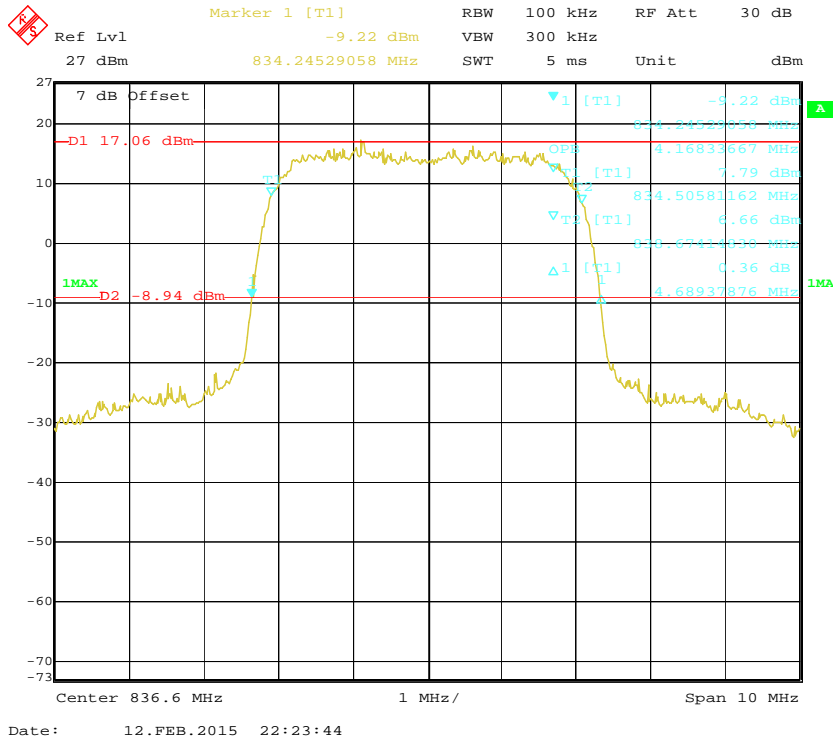
**99% Occupied & 26 dB Emissions Bandwidth for GSM (GMSK) Mode**



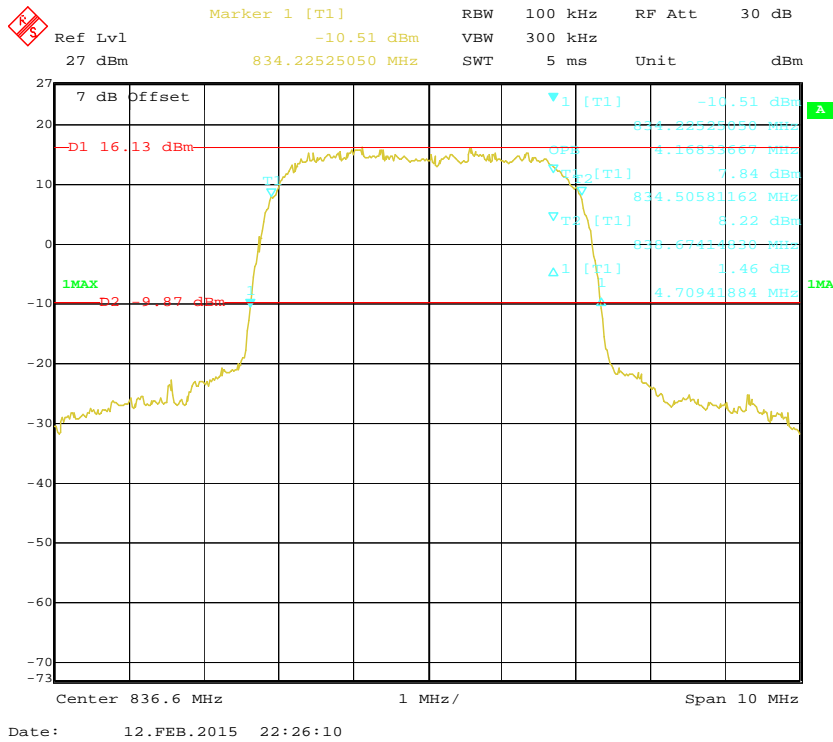
**99% Occupied & 26 dB Emissions Bandwidth for WCDMA (BPSK) Mode**



**99% Occupied & 26 dB Emissions Bandwidth for HSUPA (BPSK) Mode**

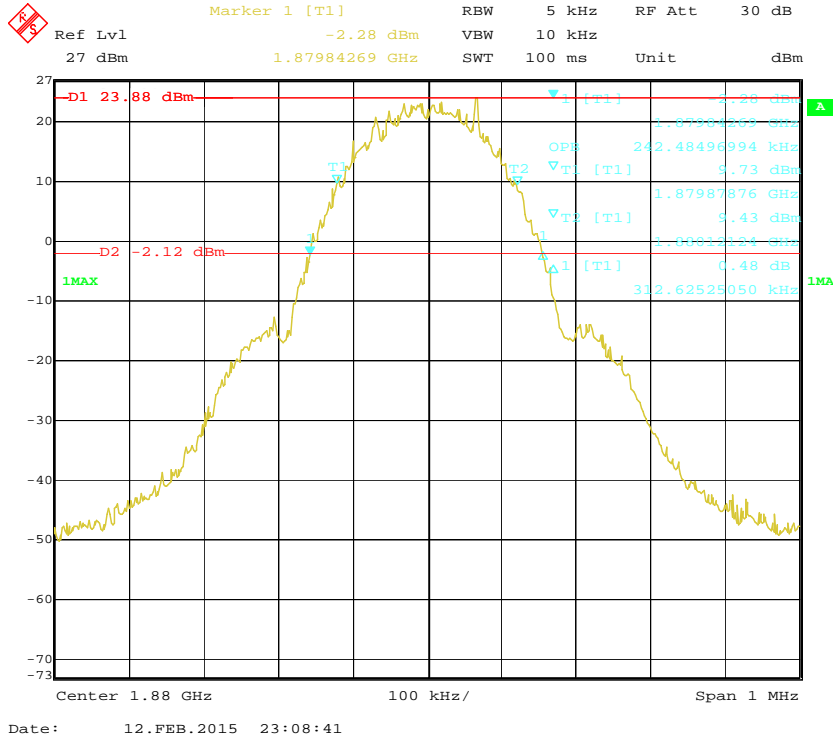


**99% Occupied & 26 dB Emissions Bandwidth for HSDPA (16QAM) Mode**

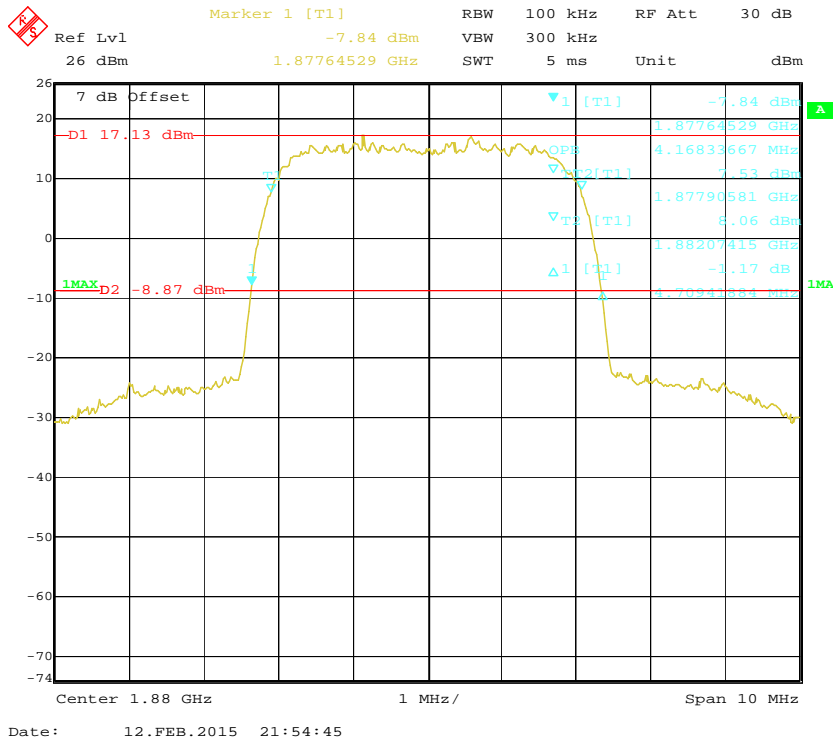


PCS Band (Part 24E)

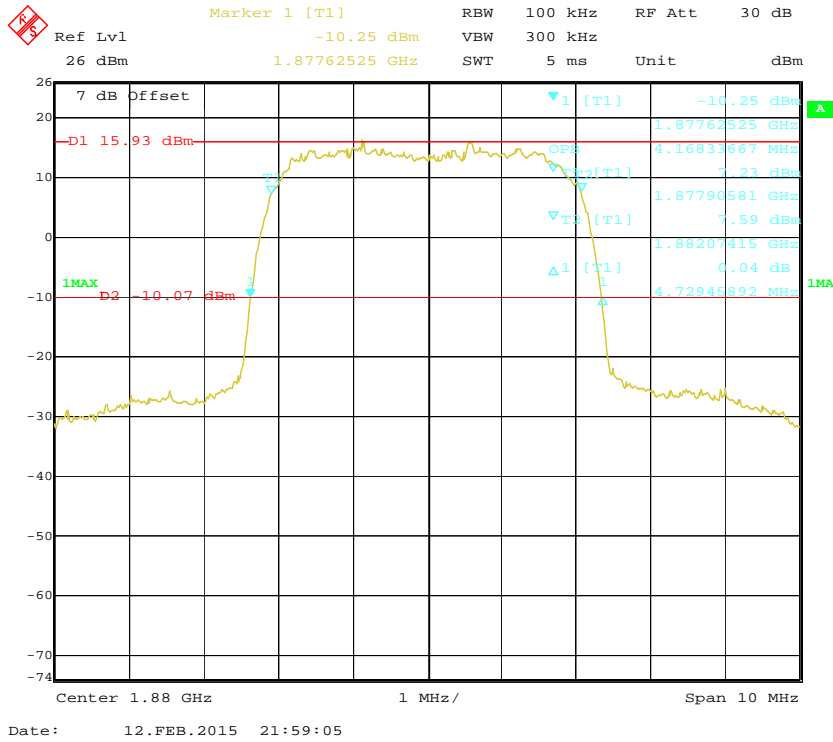
99% Occupied & 26 dB Emissions Bandwidth for GSM (GMSK) Mode



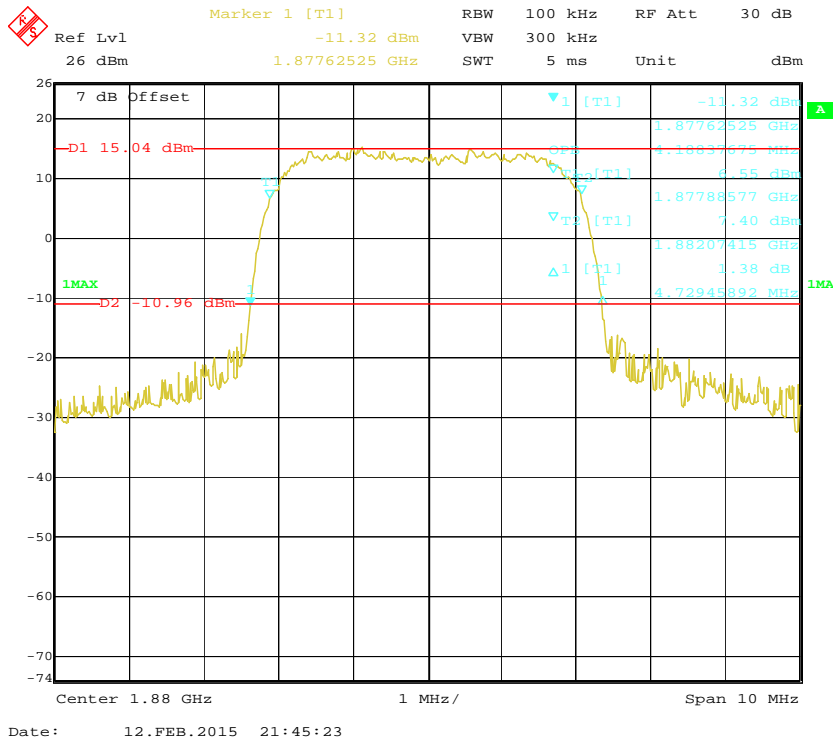
99% Occupied & 26 dB Emissions Bandwidth for WCDMA (BPSK) Mode



**99% Occupied & 26 dB Emissions Bandwidth for HSUPA (BPSK) Mode**



**99% Occupied & 26 dB Emissions Bandwidth for HSDPA (16QAM) Mode**



## FCC §2.1051, §22.917(a) & §24.238(a) - SPURIOUS EMISSIONS AT ANTENNA TERMINALS

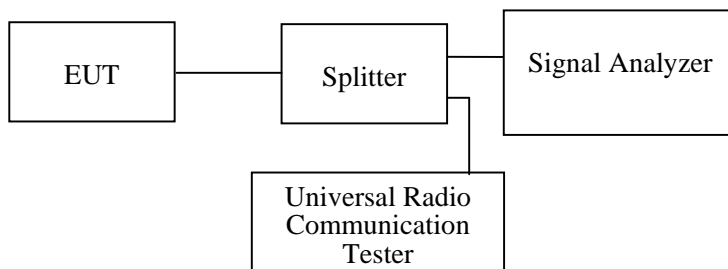
### Applicable Standard

FCC §2.1051, §22.917(a) and §24.238(a).

The spectrum was to be investigated to the tenth harmonics of the highest fundamental frequency as specified in § 2.1051.

### Test Procedure

The RF output of the transceiver was connected to a spectrum analyzer and simulator through appropriate attenuation. The resolution bandwidth of the spectrum analyzer was set at 1MHz. Sufficient scans were taken to show any out of band emissions up to 10<sup>th</sup> harmonic.



### Test Equipment List and Details

| Manufacturer    | Description                          | Model  | Serial Number | Calibration Date | Calibration Due Date |
|-----------------|--------------------------------------|--------|---------------|------------------|----------------------|
| Rohde & Schwarz | Signal Analyzer                      | FSIQ26 | 837405/023    | 2014-08-22       | 2015-08-22           |
| Rohde & Schwarz | Universal Radio Communication Tester | CMU200 | 106891        | 2014-11-23       | 2015-11-23           |

\* **Statement of Traceability:** Bay Area Compliance Laboratories Corp. (Shenzhen) attests that all calibrations have been performed in accordance to requirements that traceable to National Primary Standards and International System of Units (SI).

### Test Data

#### Environmental Conditions

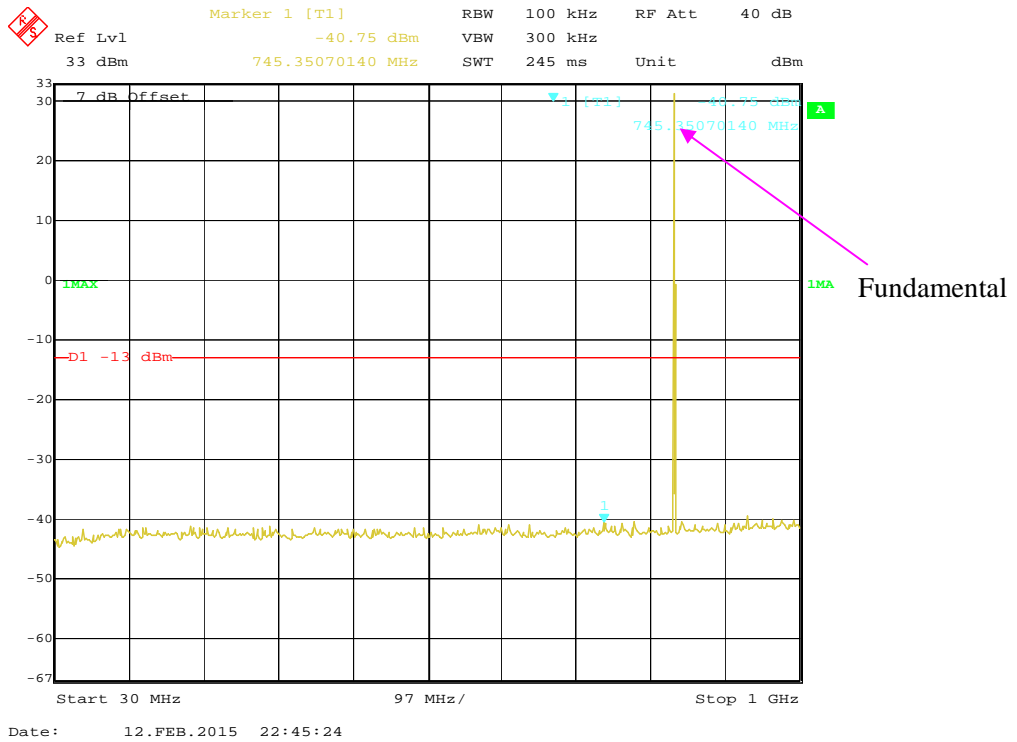
|                           |           |
|---------------------------|-----------|
| <b>Temperature:</b>       | 20 °C     |
| <b>Relative Humidity:</b> | 42 %      |
| <b>ATM Pressure:</b>      | 101.0 kPa |

*The testing was performed by Simon Wang on 2015-02-12*

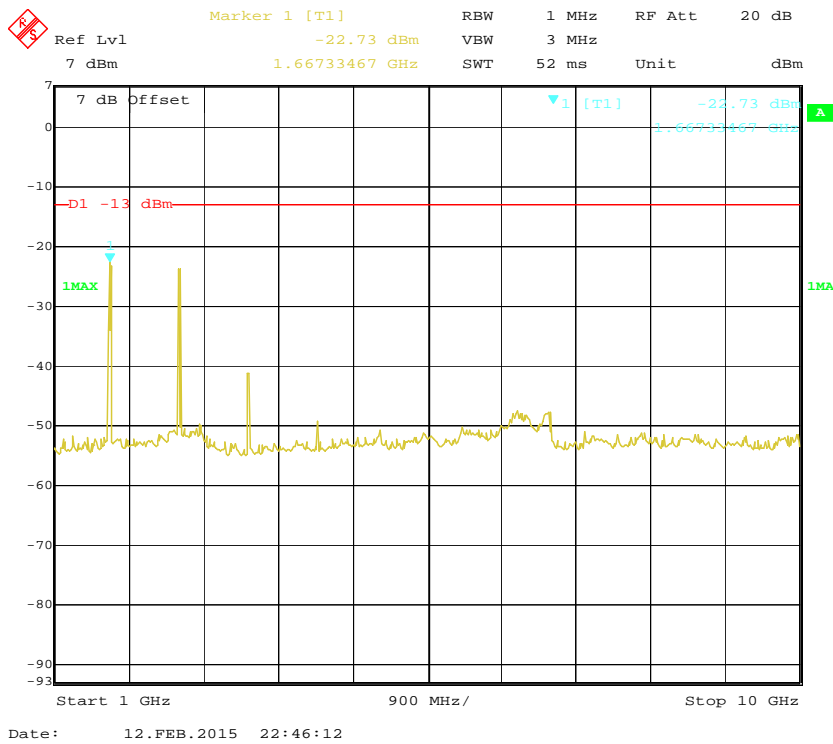
*Test result: Compliance, please refer to the following plots.*

Cellular Band (Part 22H)

30 MHz – 1 GHz (GSM Mode)

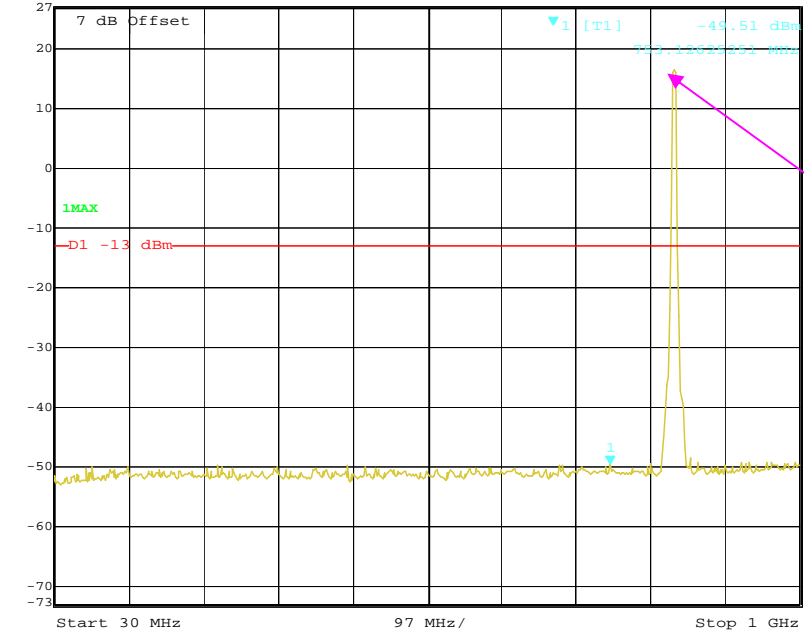


1 GHz – 10 GHz (GSM Mode)



30 MHz – 1 GHz (WCDMA Mode)

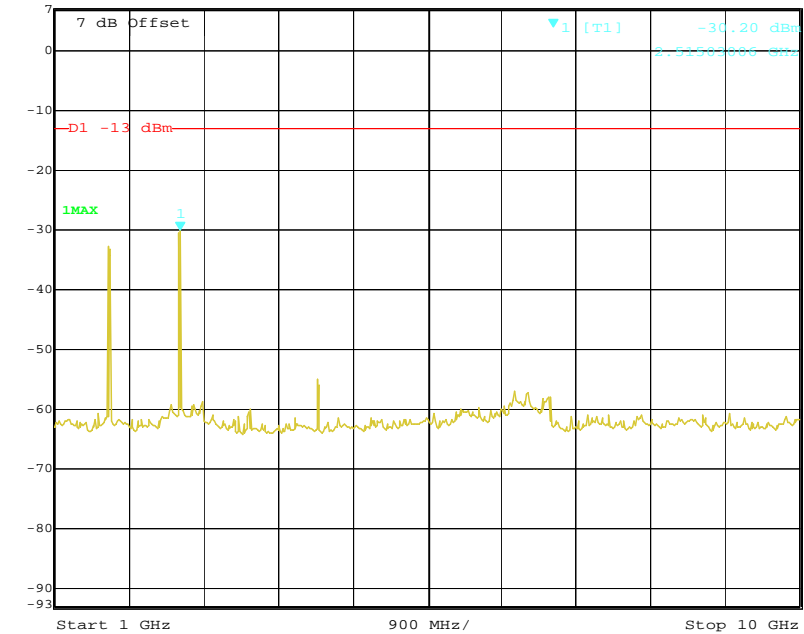
|  |         |                  |     |         |        |       |
|--|---------|------------------|-----|---------|--------|-------|
|  | Ref Lvl | Marker 1 [T1]    | RBW | 100 kHz | RF Att | 30 dB |
|  | 27 dBm  | -49.51 dBm       | VBW | 300 kHz |        |       |
|  |         | 753.12625251 MHz | SWT | 245 ms  | Unit   | dBm   |



Date: 12.FEB.2015 22:10:41

1 GHz – 10 GHz (WCDMA Mode)

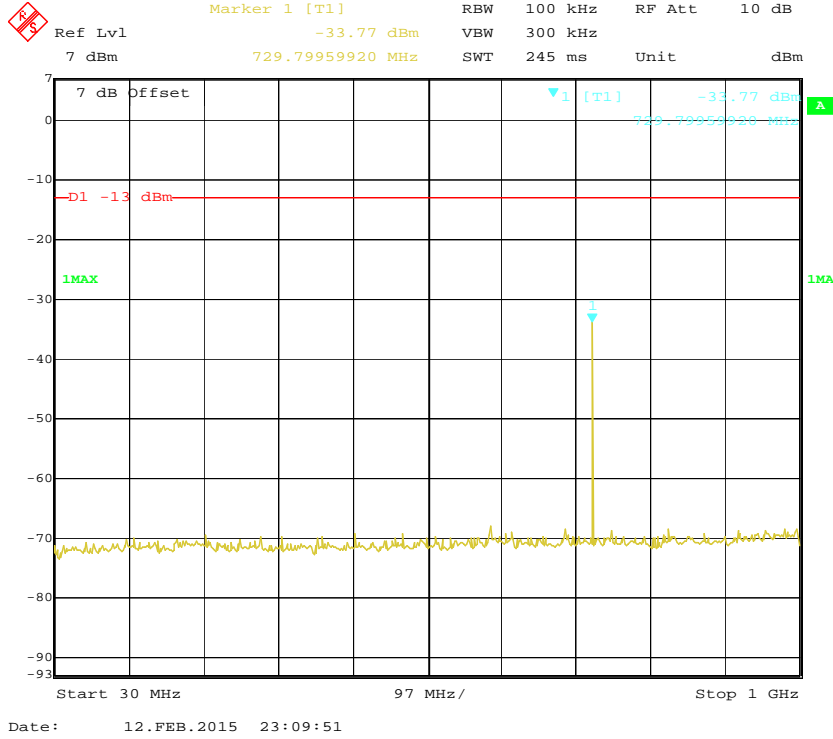
|  |         |                |     |       |        |       |
|--|---------|----------------|-----|-------|--------|-------|
|  | Ref Lvl | Marker 1 [T1]  | RBW | 1 MHz | RF Att | 10 dB |
|  | 7 dBm   | -30.20 dBm     | VBW | 3 MHz |        |       |
|  |         | 2.51503006 GHz | SWT | 52 ms | Unit   | dBm   |



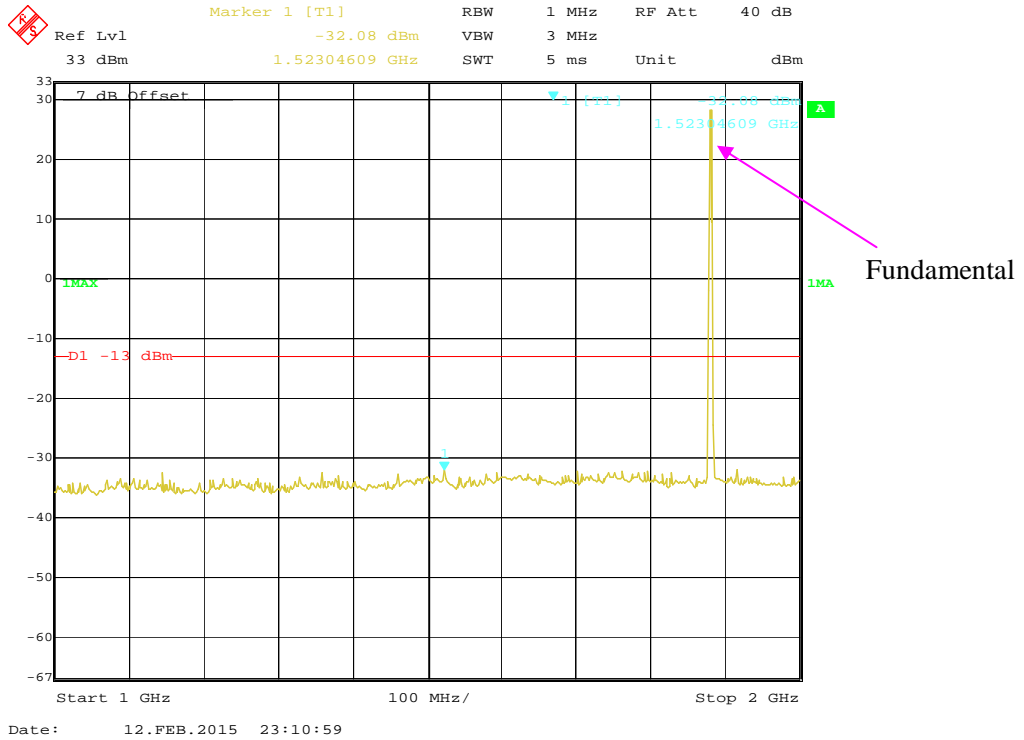
Date: 12.FEB.2015 22:09:46

PCS Band (Part 24E)

30 MHz – 1 GHz (GSM Mode)

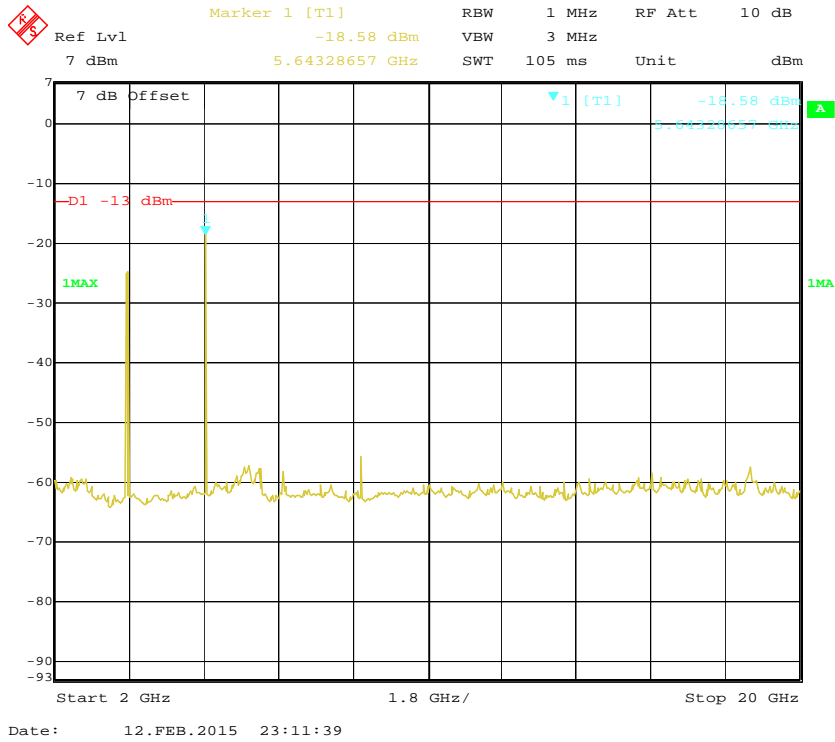


1 GHz – 2 GHz (GSM Mode)

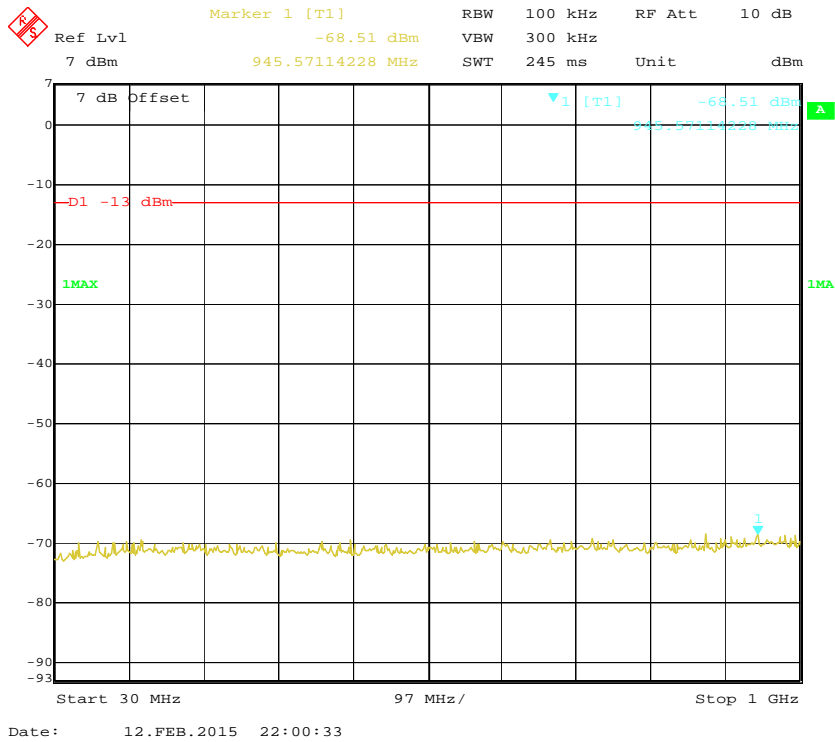




### 2 GHz – 20 GHz (GSM Mode)

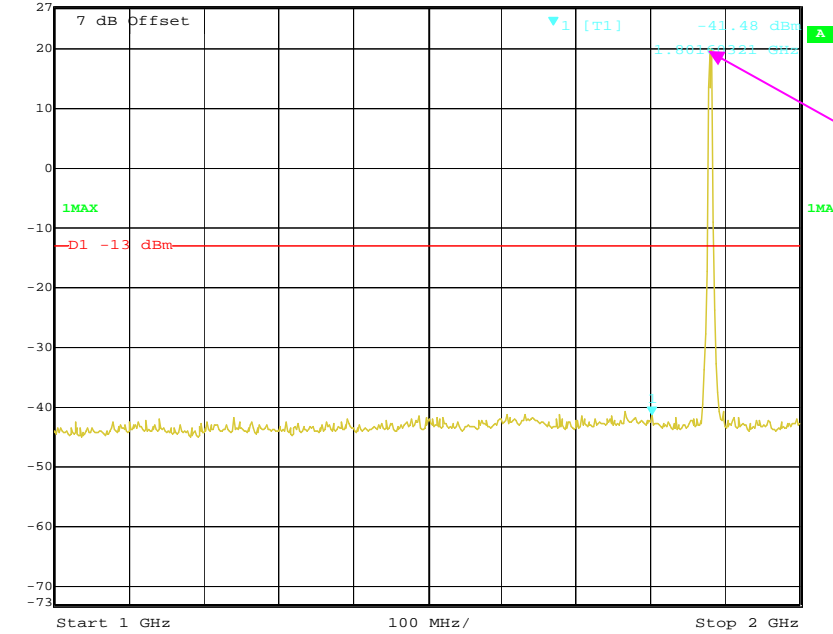


### 30 MHz – 1 GHz (WCDMA Mode)



### 1 GHz – 2 GHz (WCDMA Mode)

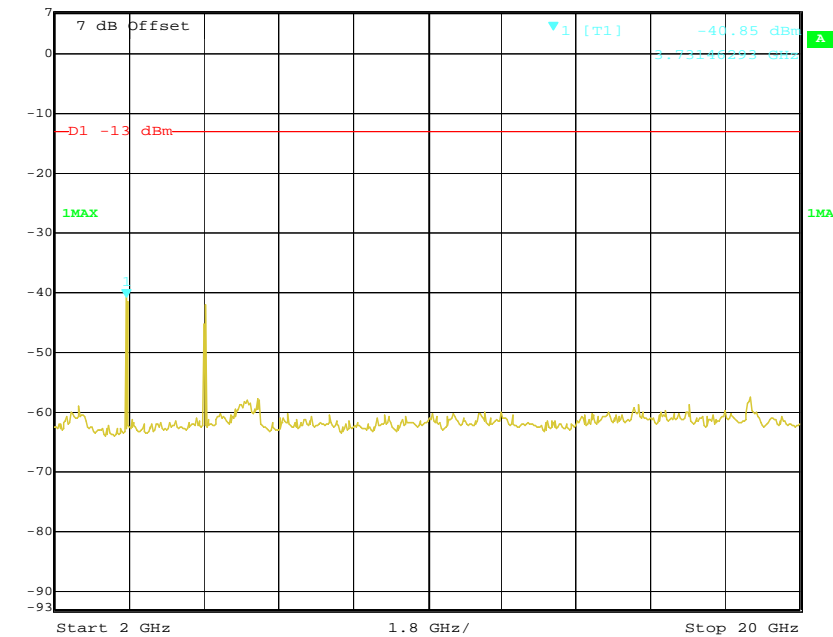
**Marker 1 [T1]**  
Ref Lvl 27 dBm  
Offset  
-41.48 dBm  
1.80160321 GHz  
RBW 1 MHz  
VBW 3 MHz  
RF Att 30 dB  
SWT 5 ms  
Unit dBm



Date: 12.FEB.2015 22:01:42

### 2 GHz – 20 GHz (WCDMA Mode)

**Marker 1 [T1]**  
Ref Lvl 7 dBm  
Offset  
-40.85 dBm  
3.73146293 GHz  
RBW 1 MHz  
VBW 3 MHz  
RF Att 10 dB  
SWT 105 ms  
Unit dBm



Date: 12.FEB.2015 22:02:19

## FCC §2.1053, §22.917 & §24.238 - SPURIOUS RADIATED EMISSIONS

### Applicable Standard

FCC § 2.1053, §22.917 and § 24.238.

### Test Procedure

The transmitter was placed on a wooden turntable, and it was transmitting into a non-radiating load which was also placed on the turntable.

The measurement antenna was placed at a distance of 3 meters from the EUT. During the tests, the receiving antenna height and polarization as well as EUT azimuth were varied in order to identify the maximum level of emissions from the EUT. The test was performed by placing the EUT on 3-orthogonal axis.

The frequency range up to tenth harmonic of the fundamental frequency was investigated.

Remove the EUT and replace it with substitution antenna. A signal generator was connected to the substitution antenna by a non-radiating cable. The absolute levels of the spurious emissions were measured by the substitution.

Spurious emissions in dB = 10 lg (TXpwr in Watts/0.001) – the absolute level

Spurious attenuation limit in dB = 43 + 10 Log<sub>10</sub> (power out in Watts)

### Test Equipment List and Details

| Manufacturer      | Description                          | Model       | Serial Number | Calibration Date | Calibration Due Date |
|-------------------|--------------------------------------|-------------|---------------|------------------|----------------------|
| Sunol Sciences    | Horn Antenna                         | DRH-118     | A052304       | 2014-11-01       | 2015-11-30           |
| Sunol Sciences    | Broadband Antenna                    | JB3         | A111513       | 2014-06-18       | 2017-06-17           |
| Rohde & Schwarz   | Signal Analyzer                      | FSIQ26      | 837405/023    | 2014-08-22       | 2015-08-22           |
| Rohde & Schwarz   | EMI Test Receiver                    | ESCI        | 101120        | 2014-11-03       | 2015-11-03           |
| Mini              | Pre-amplifier                        | ZVA-183-S+  | 5969001149    | 2014-04-23       | 2015-04-23           |
| HP                | Amplifier                            | 8447E       | 1937A01046    | 2014-05-06       | 2015-05-06           |
| HP                | Signal Generator                     | 8341B       | 2624A00116    | 2014-06-03       | 2015-06-03           |
| COM POWER         | Dipole Antenna                       | AD-100      | 041000        | NCR              | NCR                  |
| A.H. System       | Horn Antenna                         | SAS-200/571 | 135           | 2012-02-11       | 2015-02-10           |
| Electro-Mechanics | Horn Antenna                         | 3116        | 9510-2270     | 2013-10-14       | 2016-10-13           |
| Rohde & Schwarz   | Universal Radio Communication Tester | CMU200      | 106891        | 2014-11-23       | 2015-11-23           |

\* **Statement of Traceability:** Bay Area Compliance Laboratories Corp. (Shenzhen) attests that all calibrations have been performed in accordance to requirements that traceable to National Primary Standards and International System of Units (SI).

**Test Data****Environmental Conditions**

|                           |           |
|---------------------------|-----------|
| <b>Temperature:</b>       | 22 °C     |
| <b>Relative Humidity:</b> | 45 %      |
| <b>ATM Pressure:</b>      | 101.0 kPa |

The testing was performed by Simon Wang on 2015-02-11.

EUT operation mode: Transmitting (worst case)

**GSM Mode**

| Frequency (MHz)       | Receiver Reading (dBμV) | Turntable Angle Degree | Rx Antenna |             | Substituted    |                 |                   | Absolute Level (dBm) | FCC Part 22H/24E |             |
|-----------------------|-------------------------|------------------------|------------|-------------|----------------|-----------------|-------------------|----------------------|------------------|-------------|
|                       |                         |                        | Height (m) | Polar (H/V) | SG Level (dBm) | Cable Loss (dB) | Antenna Gain (dB) |                      | Limit (dBm)      | Margin (dB) |
| GSM 850, High channel |                         |                        |            |             |                |                 |                   |                      |                  |             |
| 143.91                | 30.07                   | 121                    | 1.6        | H           | -66.9          | 0.26            | 0                 | -67.16               | -13              | 54.16       |
| 143.91                | 31.01                   | 107                    | 1.5        | V           | -66.0          | 0.26            | 0                 | -66.26               | -13              | 53.26       |
| 1697.60               | 54.29                   | 321                    | 1.2        | H           | -41.9          | 1.6             | 6.90              | -36.60               | -13              | 23.60       |
| 1697.60               | 56.55                   | 230                    | 2.3        | V           | -41.7          | 1.60            | 6.90              | -36.40               | -13              | 23.40       |
| 2546.40               | 51.69                   | 36                     | 1.7        | H           | -42.8          | 1.70            | 8.60              | -35.90               | -13              | 22.90       |
| 2546.40               | 53.32                   | 110                    | 1.3        | V           | -41.3          | 1.70            | 8.60              | -34.40               | -13              | 21.40       |
| 3395.20               | 45.18                   | 299                    | 1.8        | H           | -44.9          | 1.90            | 9.90              | -36.90               | -13              | 23.90       |
| 3395.20               | 48.76                   | 39                     | 1.1        | V           | -42.4          | 1.90            | 9.90              | -34.40               | -13              | 21.40       |
| PCS 1900, Low channel |                         |                        |            |             |                |                 |                   |                      |                  |             |
| 143.91                | 31.51                   | 26                     | 2.0        | H           | -65.5          | 0.26            | 0                 | -65.76               | -13              | 52.76       |
| 143.91                | 30.78                   | 234                    | 1.2        | V           | -66.2          | 0.26            | 0                 | -66.46               | -13              | 53.46       |
| 3700.40               | 45.19                   | 137                    | 1.1        | H           | -38.9          | 1.8             | 10.00             | -30.70               | -13              | 17.70       |
| 3700.40               | 48.72                   | 94                     | 1.9        | V           | -35.7          | 1.80            | 10.00             | -27.50               | -13              | 14.50       |

**WCDMA Mode**

| Frequency (MHz)          | Receiver Reading (dBμV) | Turntable Angle Degree | Rx Antenna |             | Substituted    |                 |                   | Absolute Level (dBm) | FCC Part 22H/24E |             |
|--------------------------|-------------------------|------------------------|------------|-------------|----------------|-----------------|-------------------|----------------------|------------------|-------------|
|                          |                         |                        | Height (m) | Polar (H/V) | SG Level (dBm) | Cable Loss (dB) | Antenna Gain (dB) |                      | Limit (dBm)      | Margin (dB) |
| WCDMA 850, High channel  |                         |                        |            |             |                |                 |                   |                      |                  |             |
| 147.09                   | 31.81                   | 72                     | 1.9        | H           | -65.2          | 0.26            | 0                 | -65.46               | -13              | 52.46       |
| 147.09                   | 30.53                   | 246                    | 2.1        | V           | -66.5          | 0.26            | 0                 | -66.76               | -13              | 53.76       |
| 1693.20                  | 46.86                   | 16                     | 1.7        | H           | -49.3          | 1.60            | 6.90              | -44.00               | -13              | 31.00       |
| 1693.20                  | 45.74                   | 61                     | 2.0        | V           | -52.5          | 1.60            | 6.90              | -47.20               | -13              | 34.20       |
| 2539.80                  | 54.12                   | 54                     | 1.9        | H           | -40.4          | 1.70            | 8.60              | -33.50               | -13              | 20.50       |
| 2539.80                  | 55.69                   | 101                    | 2.5        | V           | -38.9          | 1.70            | 8.60              | -32.00               | -13              | 19.00       |
| 3386.40                  | 45.18                   | 221                    | 1.9        | H           | -44.9          | 1.90            | 9.90              | -36.90               | -13              | 23.90       |
| 3386.40                  | 46.29                   | 262                    | 1.6        | V           | -44.8          | 1.90            | 9.90              | -36.80               | -13              | 23.80       |
| WCDMA 1900, High channel |                         |                        |            |             |                |                 |                   |                      |                  |             |
| 147.09                   | 31.22                   | 75                     | 2.0        | H           | -65.8          | 0.26            | 0                 | -66.06               | -13              | 53.06       |
| 147.09                   | 31.24                   | 327                    | 1.8        | V           | -65.8          | 0.26            | 0                 | -66.06               | -13              | 53.06       |
| 3815.20                  | 45.09                   | 149                    | 1.9        | H           | -44.8          | 1.90            | 9.90              | -36.80               | -13              | 23.80       |
| 3815.20                  | 45.97                   | 169                    | 1.7        | V           | -44.2          | 1.90            | 9.90              | -36.20               | -13              | 23.20       |

Note:

- 1) Absolute Level = SG Level - Cable loss + Antenna Gain
- 2) Margin = Limit- Absolute Level

## FCC §22.917(a) & §24.238(a) - BAND EDGES

### Applicable Standard

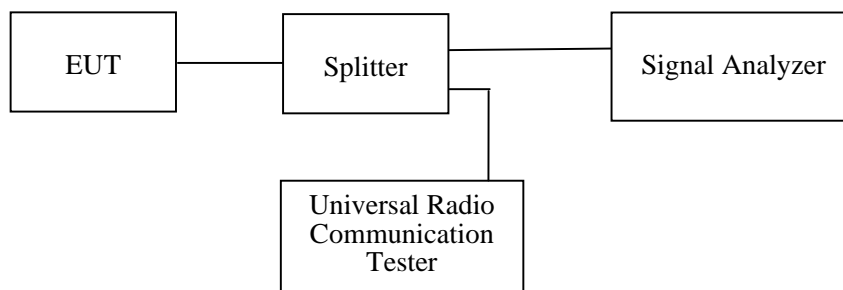
According to § 22.917(a), the power of any emissions outside of the authorized operating frequency ranges must be attenuated below the transmitting power (P) by a factor of at least  $43 + 10 \log(P)$  dB.

According to §24.238(a), the power of any emissions outside of the authorized operating frequency ranges must be attenuated below the transmitting power (P) by a factor of at least  $43 + 10 \log(P)$  dB.

### Test Procedure

The RF output of the transmitter was connected to the input of the spectrum analyzer through sufficient attenuation.

The center of the spectrum analyzer was set to block edge frequency



### Test Equipment List and Details

| Manufacturer    | Description                          | Model  | Serial Number | Calibration Date | Calibration Due Date |
|-----------------|--------------------------------------|--------|---------------|------------------|----------------------|
| R&S             | Signal Analyzer                      | FSIQ26 | 837405/023    | 2014-08-22       | 2015-08-22           |
| Rohde & Schwarz | Universal Radio Communication Tester | CMU200 | 106891        | 2014-11-23       | 2015-11-23           |

\* **Statement of Traceability:** Bay Area Compliance Laboratories Corp. (Shenzhen) attests that all calibrations have been performed in accordance to requirements that traceable to National Primary Standards and International System of Units (SI).

### Test Data

#### Environmental Conditions

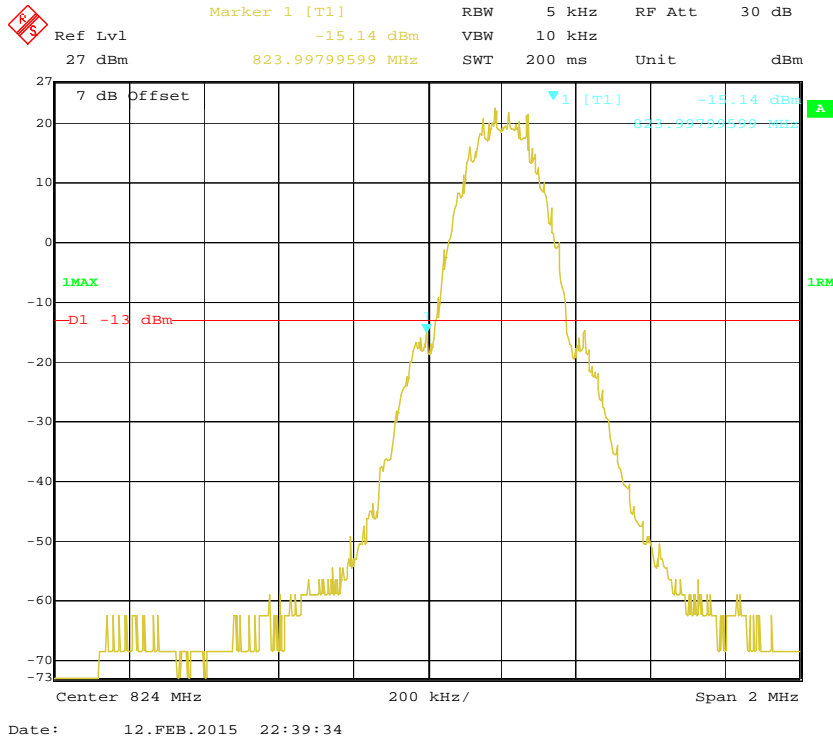
|                    |           |
|--------------------|-----------|
| Temperature:       | 20 °C     |
| Relative Humidity: | 42 %      |
| ATM Pressure:      | 101.0 kPa |

The testing was performed by Simon Wang on 2015-02-12.

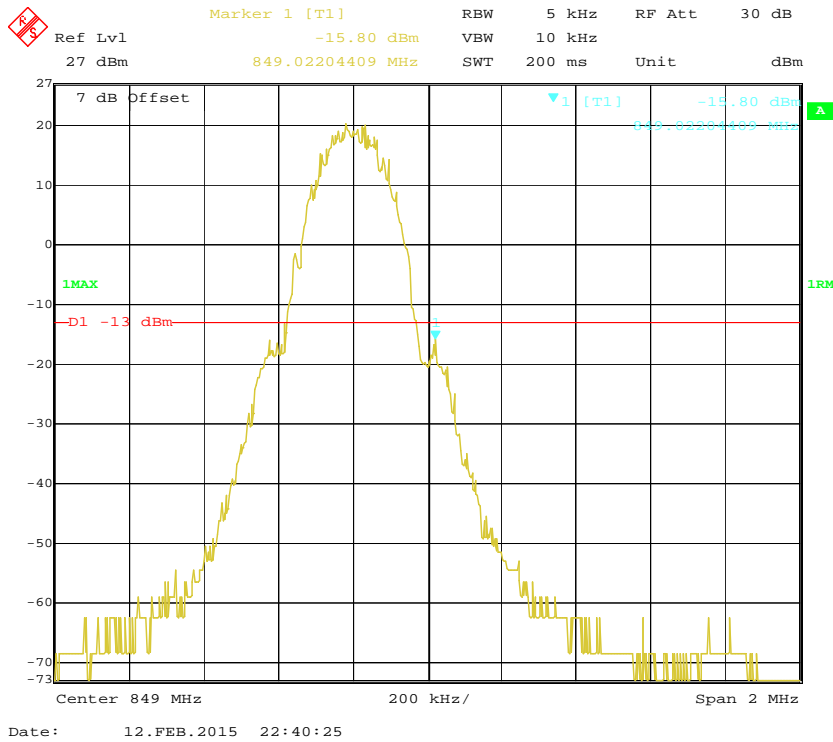
EUT operation mode: Transmitting

Test Result: Compliance. Please refer to the following plots.

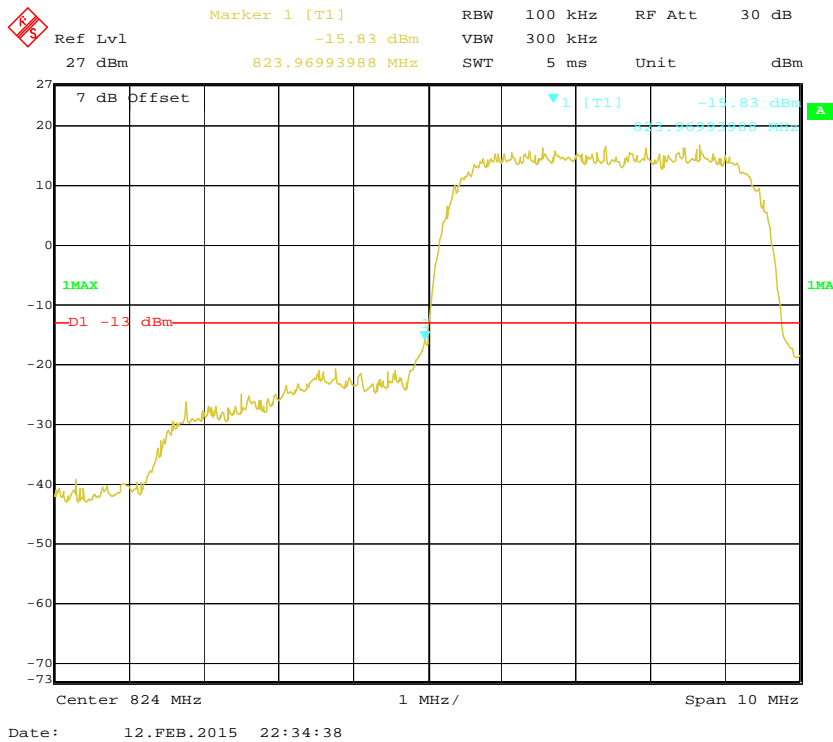
### Cellular Band, Left Band Edge for GSM (GMSK) Mode



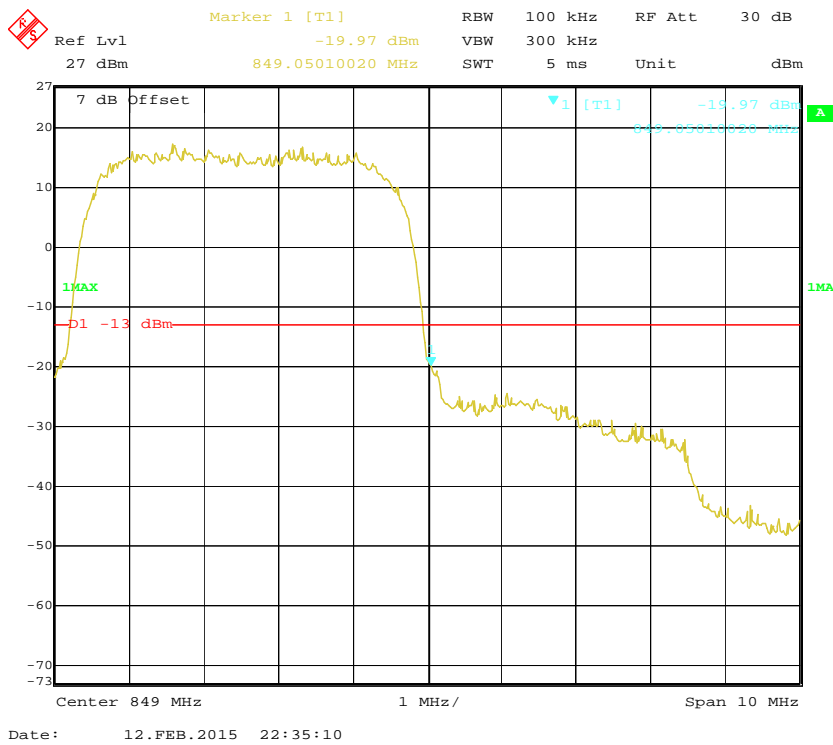
### Cellular Band, Right Band Edge for GSM (GMSK) Mode



**Cellular Band, Left Band Edge for WCDMA (BPSK) Mode**

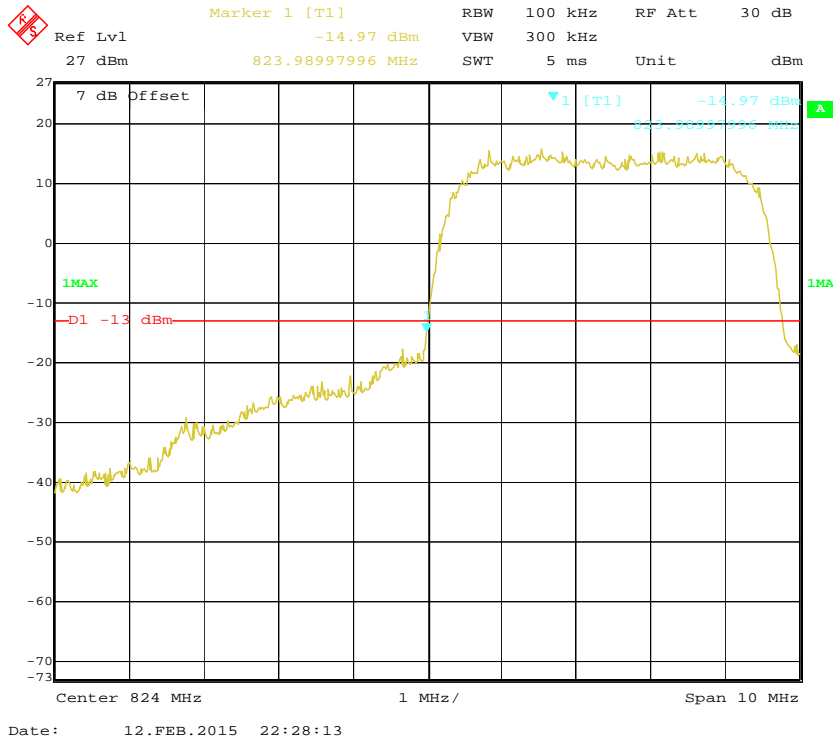


**Cellular Band, Right Band Edge for WCDMA (BPSK) Mode**

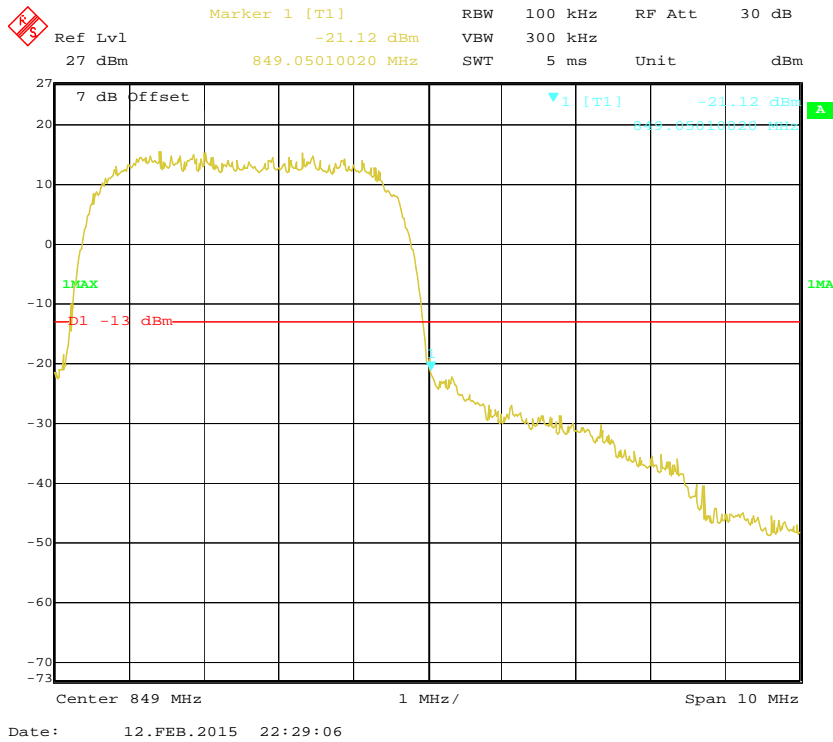




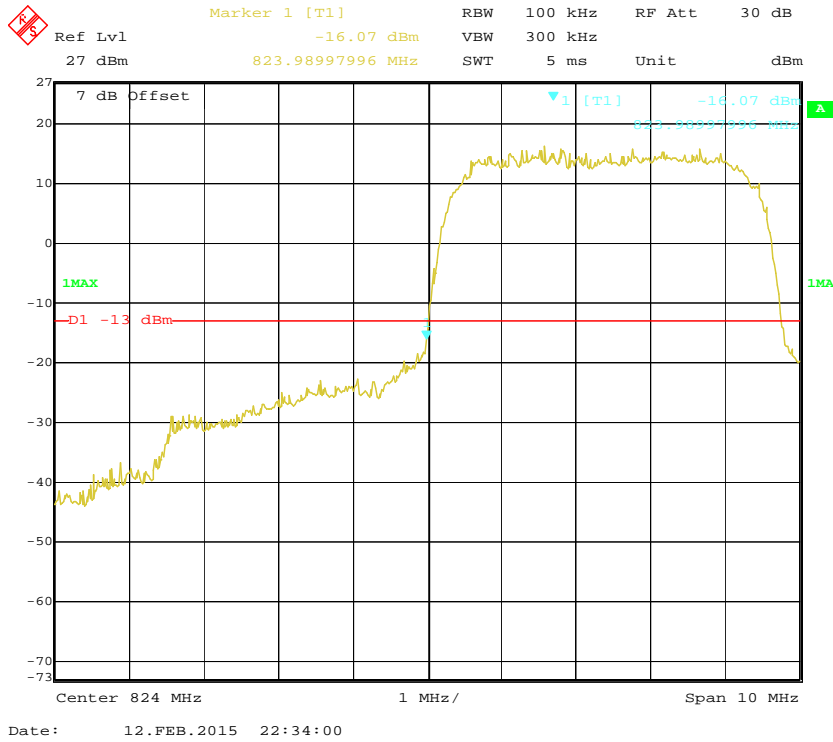
**Cellular Band, Left Band Edge for HSDPA (16QAM) Mode**



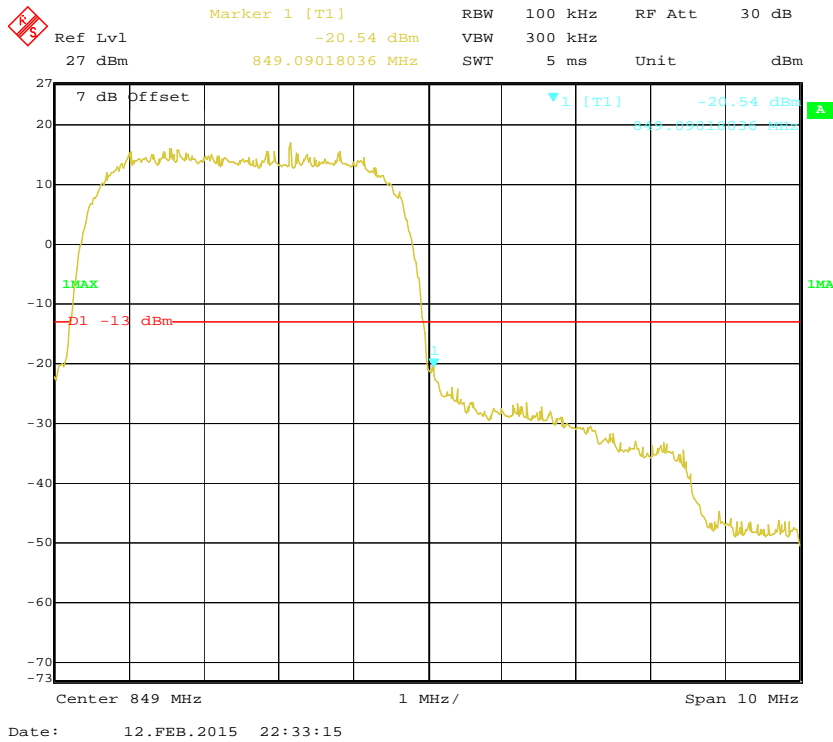
**Cellular Band, Right Band Edge for HSDPA (16QAM) Mode**



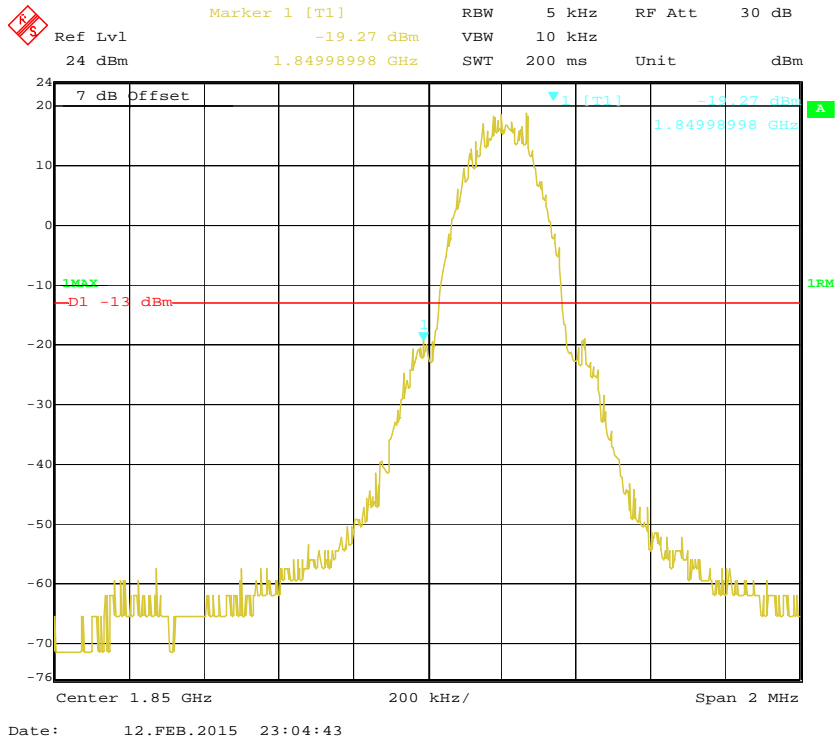
**Cellular Band, Left Band Edge for HSUPA (BPSK) Mode**



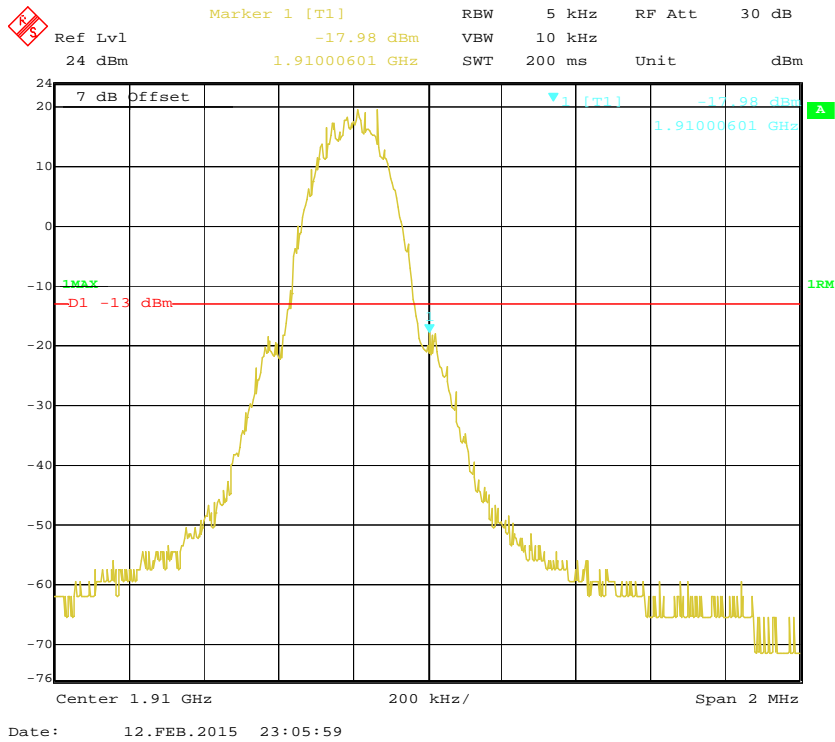
**Cellular Band, Right Band Edge for HSUPA (BPSK) Mode**



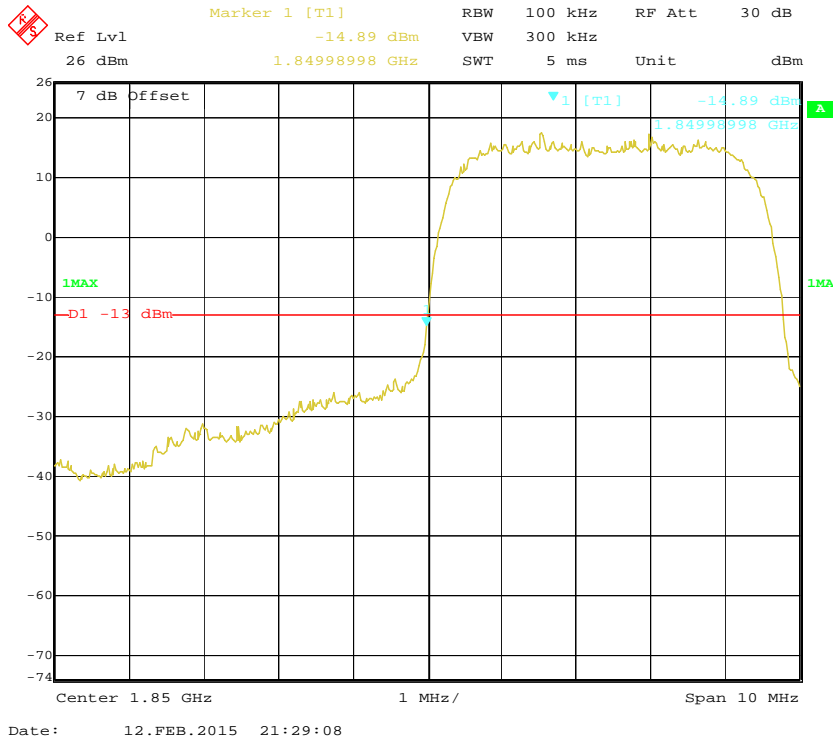
### PCS Band, Left Band Edge for GSM (GMSK) Mode



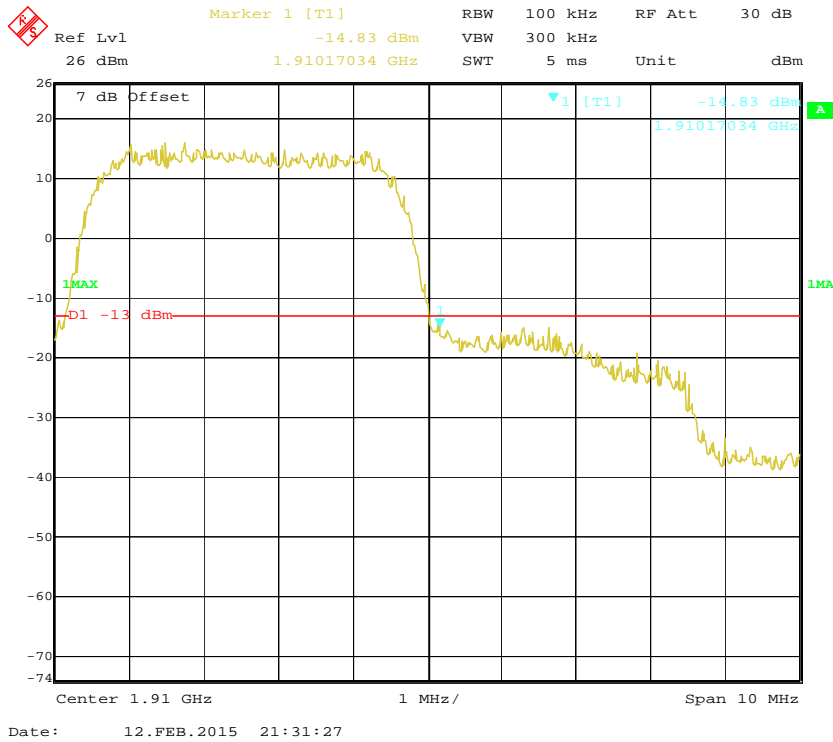
### PCS Band, Right Band Edge for GSM (GMSK) Mode



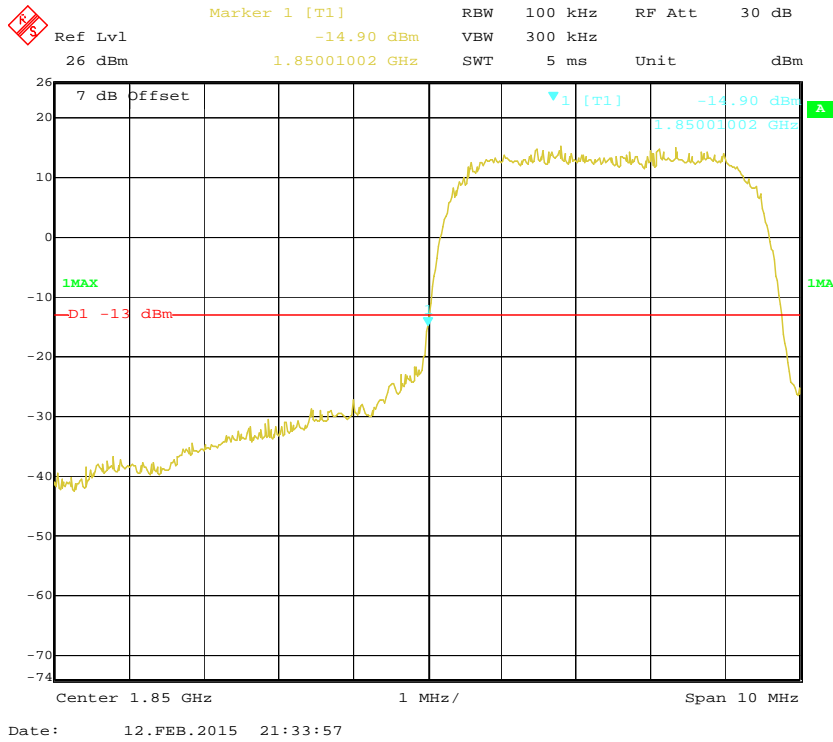
### PCS Band, Left Band Edge for WCDMA (BPSK) Mode



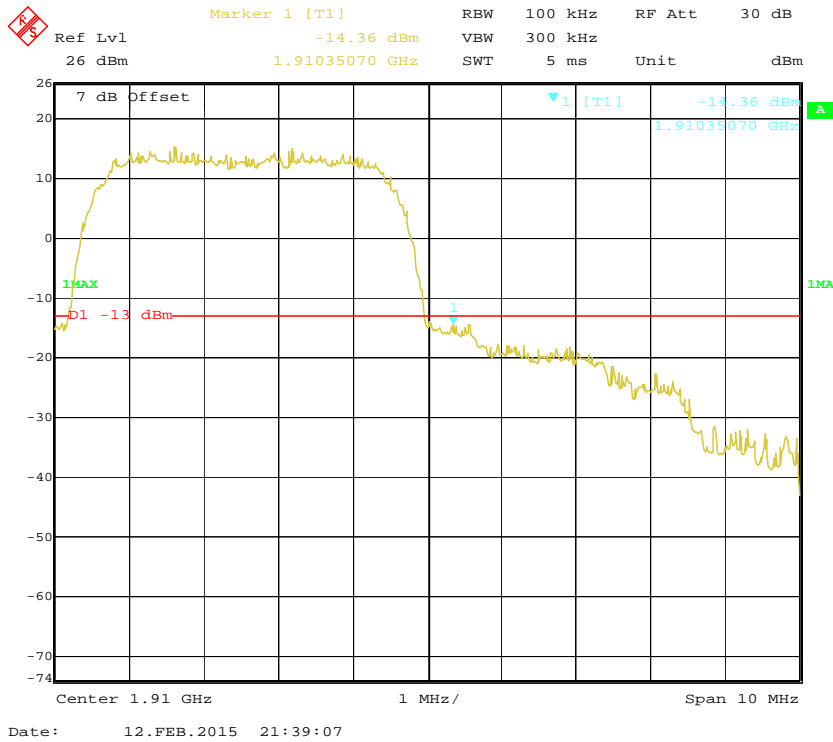
### PCS Band, Right Band Edge for WCDMA (BPSK) Mode



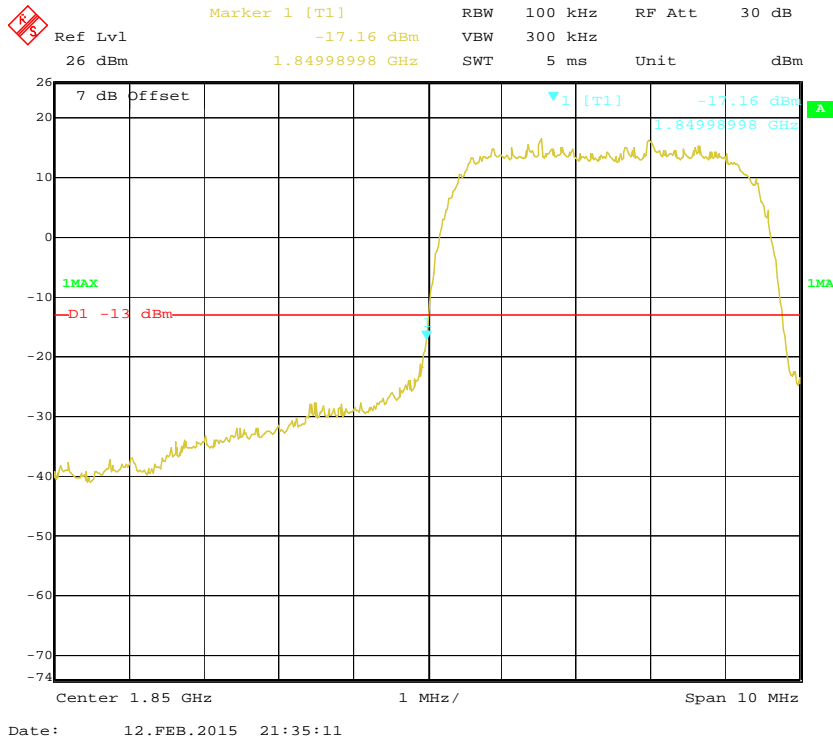
**PCS Band, Left Band Edge for HSDPA (16QAM) Mode**



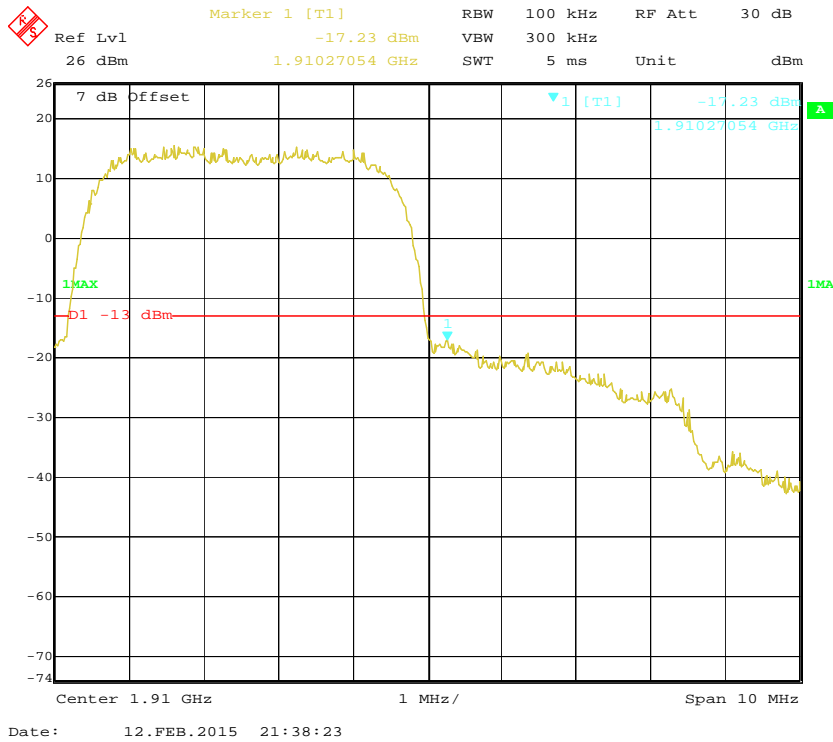
**PCS Band, Right Band Edge for HSDPA (16QAM) Mode**



### PCS Band, Left Band Edge for HSUPA (BPSK) Mode



### PCS Band, Right Band Edge for HSUPA (BPSK) Mode



## FCC §2.1055, §22.355 & §24.235 - FREQUENCY STABILITY

### Applicable Standard

FCC § 2.1055, §22.355, §24.235

According to §22.355, the carrier frequency of each transmitter in the Public Mobile Services must be maintained within the tolerances given in Table below:

Frequency Tolerance for Transmitters in the Public Mobile Services

| Frequency Range (MHz) | Base, fixed (ppm) | Mobile ≤ 3 watts (ppm) | Mobile ≤ 3 watts (ppm) |
|-----------------------|-------------------|------------------------|------------------------|
| 25 to 50              | 20.0              | 20.0                   | 50.0                   |
| 50 to 450             | 5.0               | 5.0                    | 50.0                   |
| 450 to 512            | 2.5               | 5.0                    | 5.0                    |
| 821 to 896            | 1.5               | 2.5                    | 2.5                    |
| 928 to 929.           | 5.0               | N/A                    | N/A                    |
| 929 to 960.           | 1.5               | N/A                    | N/A                    |
| 2110 to 2220          | 10.0              | N/A                    | N/A                    |

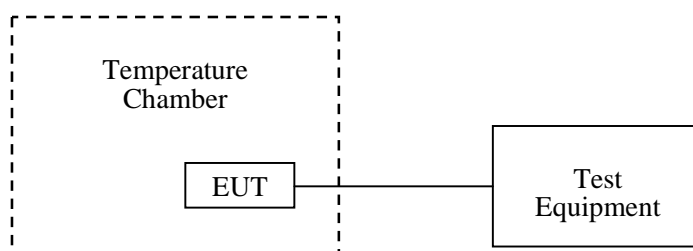
According to §24.235, the frequency stability shall be sufficient to ensure that the fundamental emissions stays within the authorized frequency block.

### Test Procedure

Frequency Stability vs. Temperature: The equipment under test was connected to an external DC power supply and the RF output was connected to communication test set via feed-through attenuators. The EUT was placed inside the temperature chamber. The DC leads and RF output cable exited the chamber through an opening made for the purpose.

After the temperature stabilized for approximately 20 minutes, the frequency output was recorded from the communication test set.

Frequency Stability vs. Voltage: For hand carried, battery powered equipment; reduce primary supply voltage to the battery operating end point which shall be specified by the manufacturer.



**Test Equipment List and Details**

| Manufacturer    | Description                          | Model   | Serial Number | Calibration Date | Calibration Due Date |
|-----------------|--------------------------------------|---------|---------------|------------------|----------------------|
| ESPEC           | Temperature & Humidity Chamber       | EL-10KA | 09107726      | 2014-11-01       | 2015-11-01           |
| Rohde & Schwarz | Universal Radio Communication Tester | CMU200  | 106891        | 2014-11-23       | 2015-11-23           |

\* **Statement of Traceability:** Bay Area Compliance Laboratories Corp. (Shenzhen) attests that all calibrations have been performed in accordance to requirements that traceable to National Primary Standards and International System of Units (SI).

**Test Data**

**Environmental Conditions**

|                           |           |
|---------------------------|-----------|
| <b>Temperature:</b>       | 20 °C     |
| <b>Relative Humidity:</b> | 50 %      |
| <b>ATM Pressure:</b>      | 101.0 kPa |

*The testing was performed by Simon Wang on 2015-02-13.*

*EUT operation mode: Transmitting*

*Test Result: Compliance. Please refer to the following tables.*

**Cellular Band (Part 22H)**

**GSM Mode**

| Middle Channel, $f_0 = 836.6$ MHz |                                   |                         |                       |             |
|-----------------------------------|-----------------------------------|-------------------------|-----------------------|-------------|
| Temperature (°C)                  | Power Supplied (V <sub>DC</sub> ) | Frequency Error (Hz)    | Frequency Error (ppm) | Limit (ppm) |
| -30                               | 3.7                               | 17                      | 0.02032               | 2.5         |
| -20                               |                                   | 16                      | 0.01913               | 2.5         |
| -10                               |                                   | 17                      | 0.02032               | 2.5         |
| 0                                 |                                   | 16                      | 0.01913               | 2.5         |
| 10                                |                                   | 14                      | 0.01673               | 2.5         |
| 20                                |                                   | 14                      | 0.01673               | 2.5         |
| 30                                |                                   | 17                      | 0.02032               | 2.5         |
| 40                                |                                   | 15                      | 0.01793               | 2.5         |
| 50                                |                                   | 18                      | 0.02152               | 2.5         |
| 25                                |                                   | V <sub>min.</sub> = 3.5 | 17                    | 0.02032     |
| 25                                | V <sub>max.</sub> = 4.2           | 18                      | 0.02152               | 2.5         |



**WCDMA Mode**

| Middle Channel, $f_0 = 836.6$ MHz |                             |                      |                       |             |
|-----------------------------------|-----------------------------|----------------------|-----------------------|-------------|
| Temperature (°C)                  | Power Supplied ( $V_{DC}$ ) | Frequency Error (Hz) | Frequency Error (ppm) | Limit (ppm) |
| -30                               | 3.7                         | 18                   | 0.02152               | 2.5         |
| -20                               |                             | 15                   | 0.01793               | 2.5         |
| -10                               |                             | 17                   | 0.02032               | 2.5         |
| 0                                 |                             | 18                   | 0.02152               | 2.5         |
| 10                                |                             | 18                   | 0.02152               | 2.5         |
| 20                                |                             | 15                   | 0.01793               | 2.5         |
| 30                                |                             | 17                   | 0.02032               | 2.5         |
| 40                                |                             | 17                   | 0.02032               | 2.5         |
| 50                                |                             | 15                   | 0.01793               | 2.5         |
| 25                                |                             | $V_{min.} = 3.5$     | 16                    | 0.01913     |
| 25                                | $V_{max.} = 4.2$            | 15                   | 0.01793               | 2.5         |

**PCS Band (Part 24E)**

**GSM Mode**

| Middle Channel, $f_0 = 1880.0$ MHz |                             |                      |                       |             |
|------------------------------------|-----------------------------|----------------------|-----------------------|-------------|
| Temperature (°C)                   | Power Supplied ( $V_{DC}$ ) | Frequency Error (Hz) | Frequency Error (ppm) | Limit (ppm) |
| -30                                | 3.7                         | 23                   | 0.01223               | pass        |
| -20                                |                             | 30                   | 0.01596               | pass        |
| -10                                |                             | 22                   | 0.01170               | pass        |
| 0                                  |                             | 25                   | 0.01330               | pass        |
| 10                                 |                             | 28                   | 0.01489               | pass        |
| 20                                 |                             | 23                   | 0.01223               | pass        |
| 30                                 |                             | 27                   | 0.01436               | pass        |
| 40                                 |                             | 23                   | 0.01223               | pass        |
| 50                                 |                             | 29                   | 0.01543               | pass        |
| 25                                 |                             | $V_{min.} = 3.5$     | 26                    | 0.01383     |
| 25                                 | $V_{max.} = 4.2$            | 29                   | 0.01543               | pass        |

## WCDMA Mode

| Middle Channel, $f_0 = 1880.0$ MHz |                             |                      |                       |             |
|------------------------------------|-----------------------------|----------------------|-----------------------|-------------|
| Temperature (°C)                   | Power Supplied ( $V_{DC}$ ) | Frequency Error (Hz) | Frequency Error (ppm) | Limit (ppm) |
| -30                                | 3.7                         | 21                   | 0.01117               | pass        |
| -20                                |                             | 30                   | 0.01596               | pass        |
| -10                                |                             | 23                   | 0.01223               | pass        |
| 0                                  |                             | 23                   | 0.01223               | pass        |
| 10                                 |                             | 27                   | 0.01436               | pass        |
| 20                                 |                             | 21                   | 0.01117               | pass        |
| 30                                 |                             | 27                   | 0.01436               | pass        |
| 40                                 |                             | 22                   | 0.01170               | pass        |
| 50                                 |                             | 30                   | 0.01596               | pass        |
| 25                                 |                             | $V_{min.} = 3.5$     | 27                    | 0.01436     |
| 25                                 | $V_{max.} = 4.2$            | 30                   | 0.01596               | pass        |

\*\*\*\*\* END OF REPORT \*\*\*\*\*