

APPENDIX 1: Photographs of test setup

Conducted emission(ME-MR21-A-SG)

Front



Side



Conducted emission (ME-MA21-A-SNT)

Front



Rear




Radiated emission (ME-MR21-A-SG)

Front




Rear



Worst Case Position (ME-MR21-A-SG) (Z-axis)


X-axis



Y-axis




Z-axis




Radiated emission (ME-MA21-A-SNT)

Front




Rear




Worst Case Position (ME-MA21-A-SNT) (Z-axis)

X-axis



Y-axis



Z-axis

