

## TEST REPORT

**Report Number: 105146268MPK-006**

**Project Number: G105146268**

**Report Issue Date: October 29, 2022**

**Report Revision Date: April 10, 2023**

**Testing performed on the  
Drivecam Event Recorder  
Model Number: DC-7000-002**

**FCC ID: UO3-UN1CXC**

**IC: 6778A-UN1CXC**


**to  
FCC Part 15 Subpart E (15.407)  
Industry Canada RSS-247, Issue 2**

**For**

**LytX, INC.**

Test Performed by:  
Intertek  
1365 Adams Court  
Menlo Park, CA 94025 USA

Test Authorized by:  
LytX, Inc  
9785 Towne Centre Drive  
San Diego, CA 92121 USA

Prepared by:   
\_\_\_\_\_  
Juan Alapizco Vega

**Date:** October 29, 2022

Reviewed by:   
\_\_\_\_\_  
Minh Ly

**Date:** October 29, 2022

*This report is for the exclusive use of Intertek's Client and is provided pursuant to the agreement between Intertek and its Client. Intertek's responsibility and liability are limited to the terms and conditions of the agreement. Intertek assumes no liability to any party, other than to the Client in accordance with the agreement, for any loss, expense or damage occasioned by the use of this report. Only the Client is authorized to copy or distribute this report and then only in its entirety. Any use of the Intertek name or one of its marks for the sale or advertisement of the tested material, product or service must first be approved in writing by Intertek. The observations and test results in this report are relevant only to the sample tested. This report by itself does not imply that the material, product, or service is or has ever been under an Intertek certification program. This report must not be used to claim product endorsement by A2LA, NIST nor any other agency of the U.S. Government.*

<b>Report No. 104452230MPK-006</b>	
<b>Equipment Under Test:</b>	Drivecam Event Recorder
<b>Model Number:</b>	DC-7000-002
<b>Applicant:</b>	Lytx, Inc.
<b>Contact:</b>	Stephanie Rydell
<b>Address:</b>	9785 Towne Centre Drive San Diego, CA 92121
<b>Country:</b>	USA
<b>Tel. Number:</b>	(858) 380-3012
<b>Email:</b>	<a href="mailto:Stephanie.rydell@Lytx.com">Stephanie.rydell@Lytx.com</a>
<b>Applicable Regulation:</b>	FCC Part 15 Subpart E (15.407) ISED RSS-247 Issue 2
<b>Date of Test:</b>	August 16, 2022 to October 11, 2022

***We attest to the accuracy of this report 1.0:***



Juan Alapizco Vega  
EMC Engineer



Minh Ly  
EMC Team Lead

***We attest to the accuracy of this report 1.1:***



Aaron Chang  
EMC Team Leader



Anderson Soungpanya  
EMC Team Leader

**TABLE OF CONTENTS**

<b>1.0</b>	<b>Introduction .....</b>	<b>5</b>
1.1	Summary of Tests .....	5
<b>2.0</b>	<b>General Description .....</b>	<b>6</b>
2.1	Product Description .....	6
2.2	Related Submittal(s) Grants.....	7
2.3	Test Methodology.....	7
2.4	Test Facility .....	7
2.5	Measurement Uncertainty .....	7
<b>3.0</b>	<b>System Test Configuration .....</b>	<b>8</b>
3.1	Support Equipment.....	8
3.2	Block Diagram of Test Setup.....	8
3.3	Justification .....	11
3.4	Mode of Operation During Test.....	11
3.5	Modifications required for Compliance.....	13
3.6	Additions, deviations and exclusions from standards .....	13
<b>4.0</b>	<b>Measurement Results .....</b>	<b>14</b>
4.1	Emission Bandwidth and 99% Occupied Bandwidth .....	14
4.1.1	Requirement .....	14
4.1.2	Procedure.....	14
4.1.3	Test Result.....	15
4.2	Maximum Conducted Output Power & Power Spectral Density.....	70
4.2.1	Requirement .....	70
4.2.2	Procedure.....	71
4.2.3	Test Results.....	72
4.3	Transmitter Radiated Emissions .....	126
4.3.1	Requirement .....	126
4.3.2	Procedure.....	127
4.3.3	Field Strength Calculation.....	128
4.3.4	Antenna-port conducted measurements .....	129
4.3.5	General Procedure for conducted measurements in restricted bands.....	129
4.3.6	Test Results .....	129
4.3.7	Test setup.....	184
4.4	Dynamic Frequency Selection (DFS) .....	185
4.4.1	Requirement .....	185
4.4.2	Procedure.....	188
4.4.3	Test Results .....	192
4.4.4	Test setup.....	197
4.5	AC Line Conducted Emission.....	198
4.5.1	Requirement .....	198
4.5.2	Procedure.....	199
4.5.3	Test Results.....	199

**5.0 List of Test Equipment..... 200**

**6.0 Document History ..... 201**

**1.0 Introduction**

**1.1 Summary of Tests**

Test	Reference FCC	Reference RSS-247	Result
<b>26 dB Emission Band width and 99% Occupied Bandwidth</b>	15.407(a)(1)(2)(3)	RSS-247, 6.2.1	Complies
<b>Conducted Output Power</b>	15.407(a)(1)(2)(3)	RSS-247, 6.2.1	Complies
<b>Peak Power Spectral Density</b>	15.407(a)(1)(2)(3)	RSS-247, 6.2.1	Complies
<b>Undesirable Emissions</b>	15.407(b)(1-8)	RSS-247, 6.2.1	Complies
<b>Transmitter Radiated Emissions</b>	15.407(b)(1-8) 15.209, 15.205	RSS-247, 6.2.1	Complies
<b>Dynamic Frequency Selection</b>	15.407 (h)(2)	RSS-247, 6.3	Complies
<b>Frequency stability</b>	15.407(g)	RSS-Gen	Complies*
<b>Antenna Requirement</b>	15.203	RSS-Gen	Complies. The EUT uses internal antenna.

\*Manufacturers of U-NII devices are responsible for ensuring frequency stability.

**EUT receive date:** August 15, 2022

**EUT receive condition:** The pre-production version of the EUT was received in good condition with no apparent damage. As declared by the Applicant, it is identical to the production units.

**Test start date:** August 16, 2022

**Test completion date:** October 11, 2022

The test results in this report pertain only to the item tested.

## 2.0 General Description

### 2.1 Product Description

Lytx, INC supplied the following description of the EUT:

The DC-7000-002 is a Drivecam Event Recorder.

The information about the 5GHz radio, installed in the model DC-7000-002, is presented below.

<b>Applicant</b>	Lytx, Inc.
<b>Model No.</b>	DC-7000-002
<b>FCC Identifier</b>	UO3-UN1CXC
<b>IC Identifier</b>	6778A-UN1CXC
<b>Type of transmission</b>	Digital Transmission System (DTS)
<b>Rated RF Output</b>	16.5 dBm
<b>Antenna(s) &amp; Gain</b>	Internal Antenna, Gain: +2.8(Main Ant.) & 4.8(secondary ant.) dB
<b>Frequency Range</b>	U-NII 1: 5150 – 5250 MHz U-NII 3: 5725 – 5850 MHz
<b>Type of modulation/data rate</b>	OFDM, OFDMA
<b>Number of Channel(s)</b>	9 for 802.11a/n/ac 20 MHz 4 for 802.11n/ac 40MHz 2 for 802.11ac 80MHz
<b>Applicant Name &amp; Address</b>	9785 Towne Centre Drive San Diego, CA 92121

Note: U-NII 2a: 5250 – 5350 MHz and U-NII 2c: 5470 – 5725 MHz test data is included in this report, but will not be used in the field.

2.2 Related Submittal(s) Grants

None.

2.3 Test Methodology

Antenna conducted measurements were performed according to the FCC documents “Guidelines for Compliance Testing of Unlicensed National Information Infrastructure (U-NII) Devices Part 15, Subpart E” (789033 D02 General U-NII Test Procedures New Rules v02r01).

Radiated emissions measurements were performed according to the procedures in ANSI C63.10: 2013. Radiated tests were performed at an antenna to EUT distance of 3 meters, unless stated otherwise in the "**Data Sheet**" of this Application.

All other measurements were made in accordance with the procedures in part 2 of CFR 47.

2.4 Test Facility

The test site used to collect the radiated data is site 1 (10-m semi-anechoic chamber). This test facility and site measurement data have been fully placed on file with the FCC, IC and A2LA accredited.

2.5 Measurement Uncertainty

Compliance with the limits was based on the results of the measurements and doesn't take into account the measurement uncertainty.

Estimated Measurement Uncertainty

Measurement	Expanded Uncertainty (k=2)		
	0.15 MHz – 1 GHz	1 GHz – 6 GHz	> 6 GHz
RF Power and Power Density – antenna conducted	1.1 dB	1.5 dB	–
Unwanted emissions - antenna conducted	1.2 dB	1.7 dB	2.0 dB
Bandwidth – antenna conducted	50 Hz	100 Hz	–
Radiated emissions	4.2 dB	5.4 dB	
AC mains conducted emissions	2.4 dB	-	-

### 3.0 System Test Configuration

#### 3.1 Support Equipment

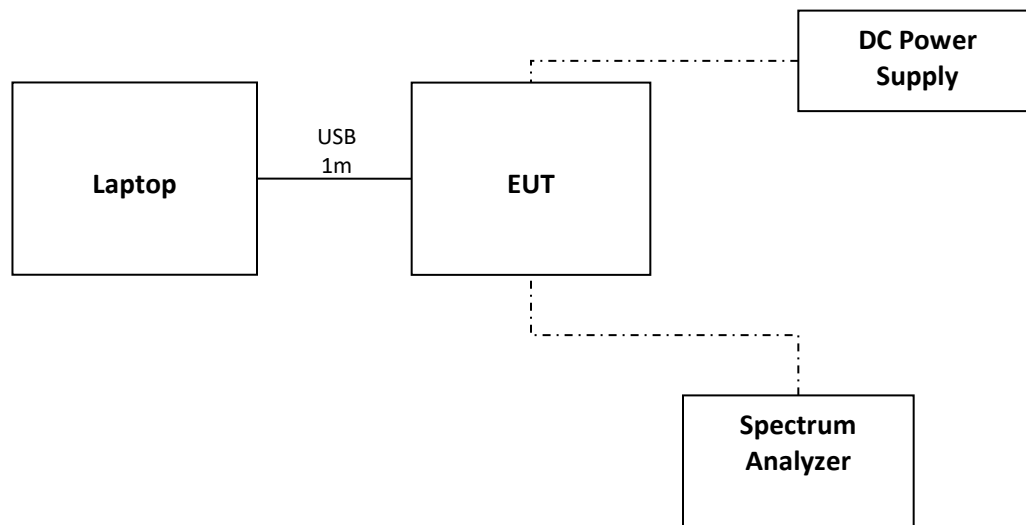
Support Equipment		
Description	Manufacturer	Model No./ Part No.
Laptop	Lenovo	Latitude 5590

#### 3.2 Block Diagram of Test Setup

Equipment Under Test			
Description	Manufacturer	Model Number	Serial Number
Drivecam Event Recorder (Radiated)	Lytx, Inc.	DC-7000-002	QM40002328
Drivecam Event Recorder (Conducted)	Lytx, Inc.	DC-7000-002	QM40007220

Antenna was removed and co-axial connector was installed for Conducted Measurements.

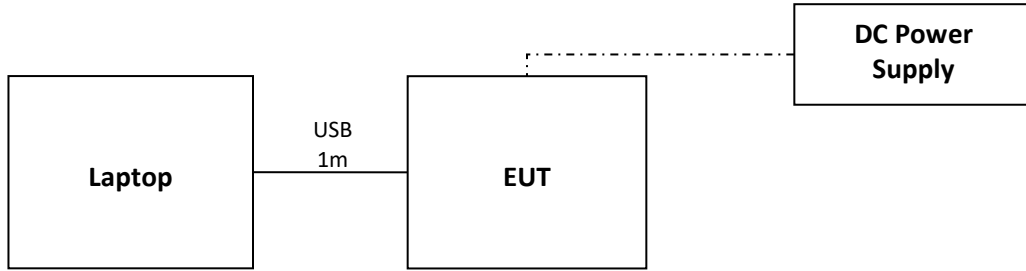
Conducted Emissions Set Up





Antenna was removed and co-axial connector was installed for Conducted Measurements.

Radiated Emissions Set up



<b>S</b> = Shielded	<b>F</b> = With Ferrite
<b>U</b> = Unshielded	<b>M</b> = Meter

**EUT Photos**

### 3.3 Justification

Preliminary testing was performed for all modulation/data rate modes. The worse-case data rate with highest power and widest spectrum were selected for final measurements:

- OFDM, 6MB/s – for 802.11a
- OFDM, MCS0 – for 802.11n/ac 20MHz
- OFDM, MCS0 – for 802.11n 40MHz
- OFDM, MCS1 – for 802.11ac 40MHz
- OFDM, MCS3 – for 802.11ac 80MHz

For radiated emission measurements the EUT is placed on a non-conductive table.

The Drivacam Event Recorder will only be using U-NII 1 and U-NII 3 bands. U-NII 1, U-NII 2a, U-NII 2c and U-NII 3 bands were tested in this report.

### 3.4 Mode of Operation During Test

During transmitter testing, the transmitter was setup to transmit continuously using the maximum RF power setting provided by the manufacturers via test scripts. The corresponding output power in dBm can be found in section 4.2 of this report.

The table below reflects the RF power setting needed to be compliant with radiated restricted band edge requirements of 15.205 & 15.209.

Channel	Frequency MHz	802.11a RF Setting	802.11n 20MHz BW RF Setting	802.11ac 20MHz BW RF Setting
36	5180	8	7	8
44	5220	8	9	7
48	5240	8	7	8
52 <sup>1</sup>	5260	8	9	8
60 <sup>1</sup>	5300	8	9	8
64 <sup>1</sup>	5320	8	9	8
100 <sup>1</sup>	5500	8	9	8
116 <sup>1</sup>	5580	8	7	8
140 <sup>1</sup>	5700	8	9	8
144 <sup>1</sup>	5720	7	7	7
149	5745	8	9	8
157	5785	8	9	8
165	5825	8	9	8

<sup>1</sup>Channels tested, but will not be used in the End Product.

Channel	Frequency MHz	802.11n	802.11ac
		40MHz BW RF Setting	40MHz BW RF Setting
38	5190	7	8
46	5230	7	8
54 <sup>1</sup>	5270	7	8
62 <sup>1</sup>	5310	7	8
102 <sup>1</sup>	5510	7	8
110 <sup>1</sup>	5550	7	8
134 <sup>1</sup>	5670	7	8
142 <sup>1</sup>	5710	7	8
151	5755	7	8
159	5795	7	8

Channel	Frequency MHz	802.11ac
		80MHz BW RF Setting
42	5210	6
58 <sup>1</sup>	5290	6
106 <sup>1</sup>	5530	6
122 <sup>1</sup>	5610	6
138 <sup>1</sup>	5690	6
155	5755	6

<sup>1</sup>Channels tested, but will not be used in the End Product.

### 3.5 Modifications required for Compliance

Intertek installed no modifications during compliance testing in order to bring the product into compliance.

### 3.6 Additions, deviations and exclusions from standards

No additions, deviations or exclusion have been made from standard.

## 4.0 Measurement Results

### 4.1 Emission Bandwidth and 99% Occupied Bandwidth

15.407(a)(1)(2)(e)

#### 4.1.1 Requirement

Within the 5.725-5.85 GHz band, the minimum 6 dB bandwidth of U-NII devices shall be at least 500kHz.

#### 4.1.2 Procedure

The Procedure, described in the FCC Publication 789033 D02 General U-NII Test Procedures New Rules v02r01, was used. Specifically, Section C.1 for Emission Bandwidth and Minimum Emission Bandwidth for measuring the Emission Bandwidth (EBW). Section C.2 was utilized for measuring the 6dB Bandwidth in the band 5.725-5.850 GHz. Section D was used for 99% Occupied Bandwidth.

The antenna port of the EUT was connected to the input of a spectrum analyzer (SA). For each RF output channel investigated, the spectrum analyzer center frequency was set to the channel carrier.

The Occupied bandwidth was measured using the build-in spectrum analyzer facility for 99% power bandwidth measurement.

4.1.3 Test Result

Refer to the following plots for the test result:

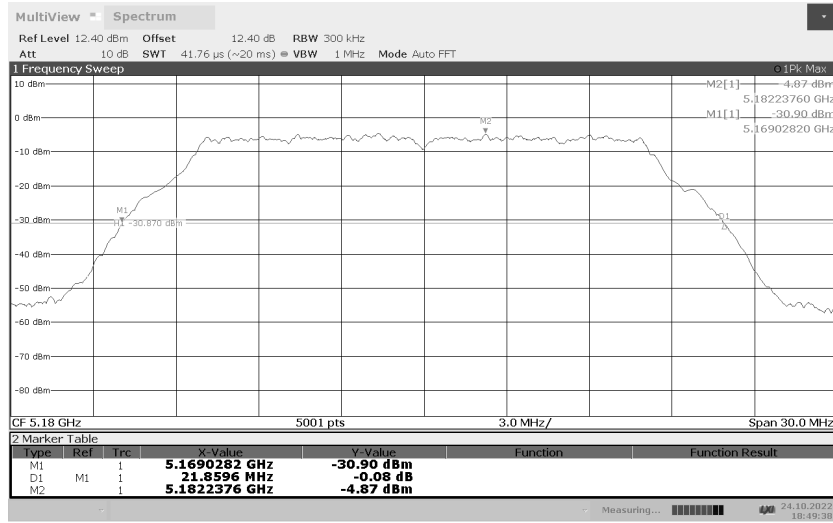
Mode	Channel	Frequency MHz	26-dB Bandwidth	99% Occupied Bandwidth
			MHz	MHz
802.11a	36	5180	21.86	17.857
	44	5220	21.72	17.634
	48	5240	18.72	16.875
	52	5260	18.79	16.968
	60	5300	21.79	17.657
	64	5320	21.79	17.816
	100	5500	21.81	17.864
	116	5580	18.78	17.482
	140	5700	21.92	16.771
	144	5720	22.27	17.533
	149	5745	18.81	17.366
157	5785	21.79	16.866	
165	5825	21.65	17.539	
802.11n 20MHz BW	36	5180	22.01	18.428
	40	5220	22.08	18.423
	48	5240	19.18	17.598
	52	5260	19.21	17.597
	60	5300	21.93	18.376
	64	5320	21.94	18.353
	100	5500	21.95	18.274
	116	5580	19.15	18.287
	140	5700	22.01	17.581
	144	5720	22.07	18.876
	149	5745	19.07	18.327
157	5785	21.92	17.583	
165	5825	22.09	18.271	
802.11n 40MHz BW	38	5190	40.93	36.763
	44	5230	40.91	36.703
	54	5270	40.83	36.796
	62	5310	41.01	36.672
	102	5510	41.06	36.736
	110	5550	41.04	36.813
	134	5670	40.89	36.781
	144	5710	41.02	36.683
	151	5755	41.03	36.704
159	5795	41.02	36.813	
802.11ac 20MHz BW	36	5180	22.19	19.371
	40	5220	22.16	18.765
	48	5240	19.07	17.514
	52	5260	21.89	17.528
	60	5300	22.08	18.788
64	5320	21.87	18.732	

	100	5500	21.97	18.903
	116	5580	19.16	18.785
	140	5700	21.88	17.519
	144	5720	22.019	18.757
	149	5745	19.19	18.747
	157	5785	22.1	17.531
	165	5825	21.94	18.771
802.11ac 40MHz BW	38	5190	40.77	36.846
	44	5230	40.93	36.816
	54	5270	40.89	36.775
	62	5310	40.75	36.754
	102	5510	41.02	36.83
	110	5550	40.81	36.694
	134	5670	40.88	36.818
	144	5710	40.9	36.837
	151	5755	40.79	36.779
159	5795	40.95	36.738	
802.11ac 80MHz BW	42	5210	83.589	76.680
	58	5290	83.647	76.700
	106	5530	83.818	76.737
	122	5610	83.761	76.613
	138	5690	83.761	76.682
	155	5775	83.875	76.829

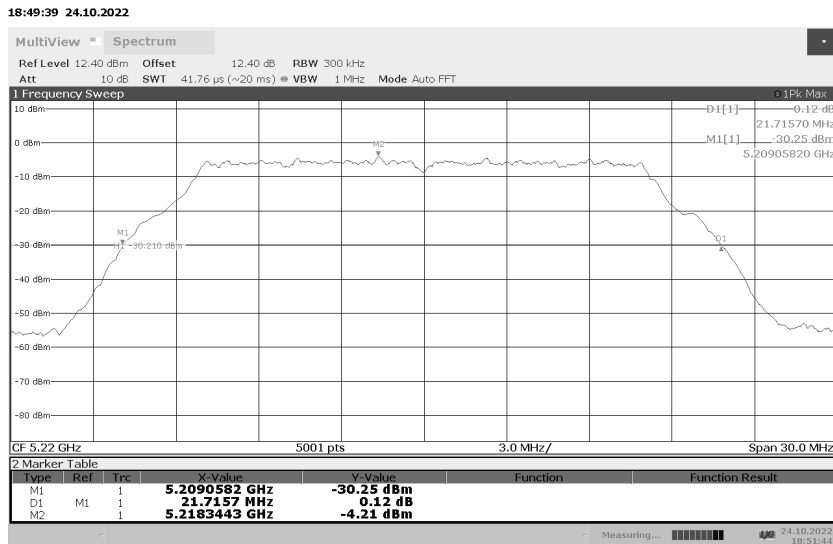


Mode	Channel	Frequency MHz	6 dB Bandwidth	Limit
			MHz	kHz
802.11a	144	5720	16.43	> 500
	149	5745	16.37	> 500
	157	5785	16.34	> 500
	165	5825	16.36	> 500
802.11n	144	5720	17.74	> 500
	149	5745	17.59	> 500
	157	5785	17.58	> 500
	165	5825	17.59	> 500
802.11n 40MHz	144	5710	36.511	> 500
	151	5755	36.07	> 500
	159	5795	35.62	> 500
802.11ac	144	5720	17.62	> 500
	149	5745	17.183	> 500
	157	5785	17.662	> 500
	165	5825	17.702	> 500
802.11ac 40MHz	144	5710	36.421	> 500
	151	5755	36.444	> 500
	159	5795	36.484	> 500
802.11n 80MHz	138	5690	76.457	>500
	155	5775	76.55	> 500

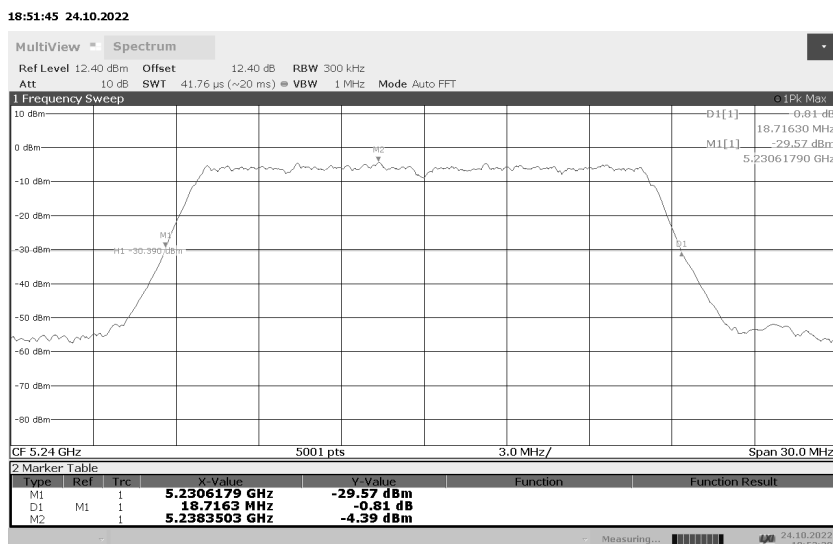
Emission Occupied  
Bandwidth  
802.11a 5180MHz



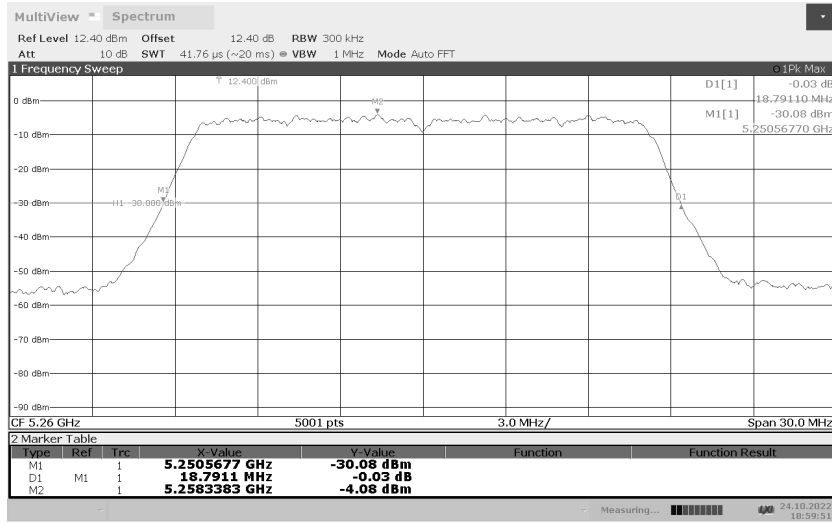
Emission Occupied  
Bandwidth  
802.11a 5220MHz



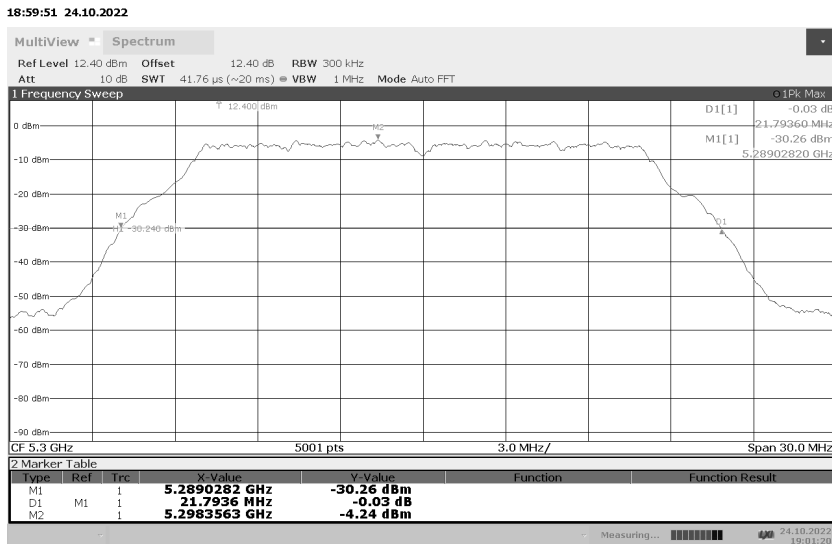
Emission Occupied  
Bandwidth  
802.11a 5240MHz



Emission Occupied  
Bandwidth  
802.11a 5260MHz



Emission Occupied  
Bandwidth  
802.11a 5300MHz

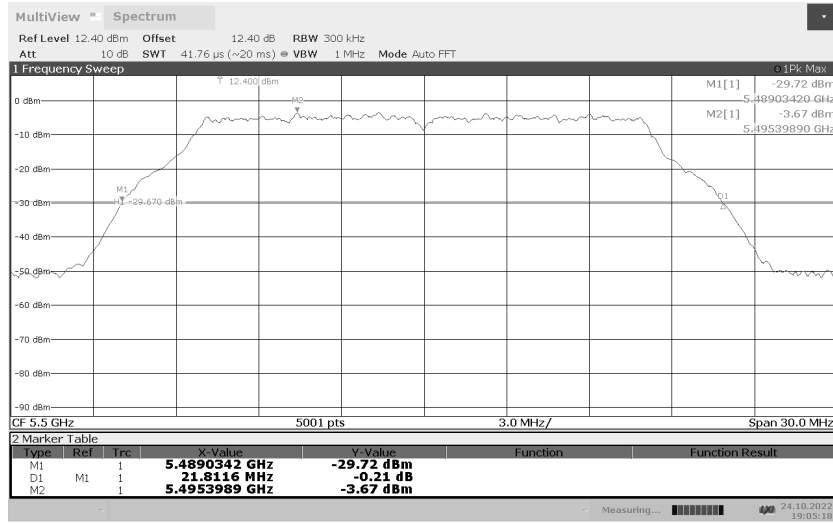


Emission Occupied  
Bandwidth  
802.11a 5320MHz

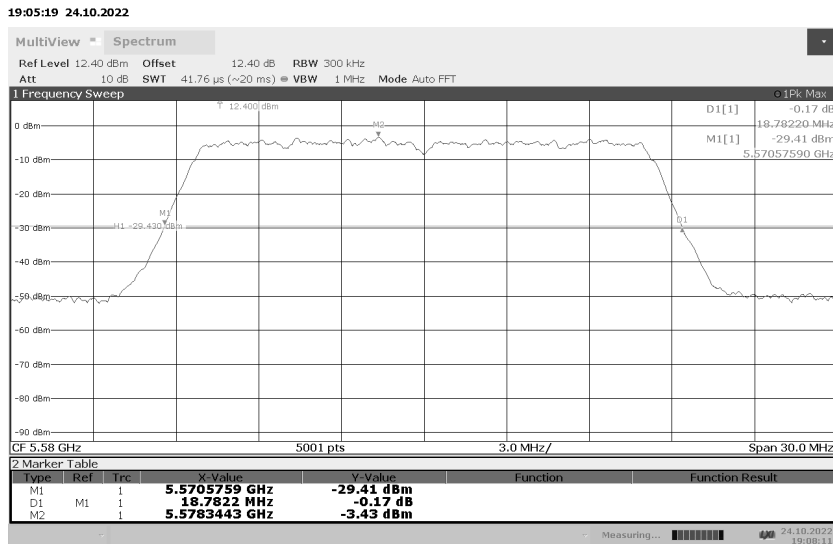


19:03:32 24.10.2022

Emission Occupied  
Bandwidth  
802.11a 5500MHz



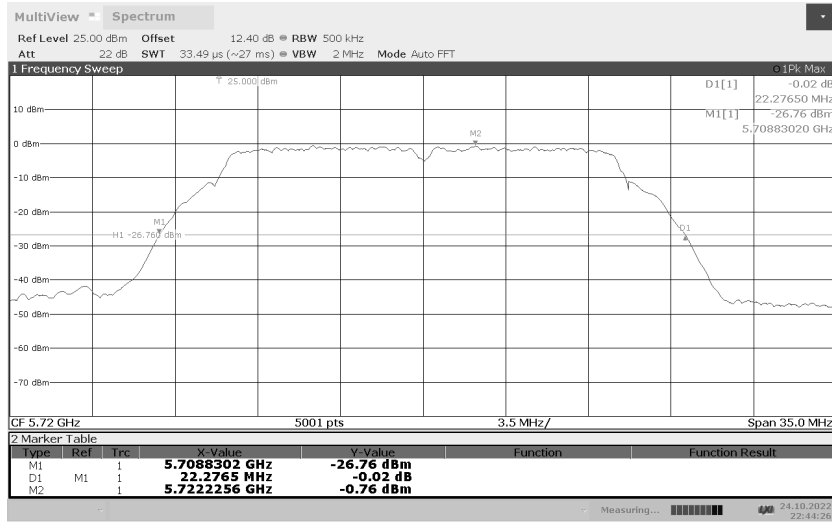
Emission Occupied  
Bandwidth  
802.11a 5580MHz



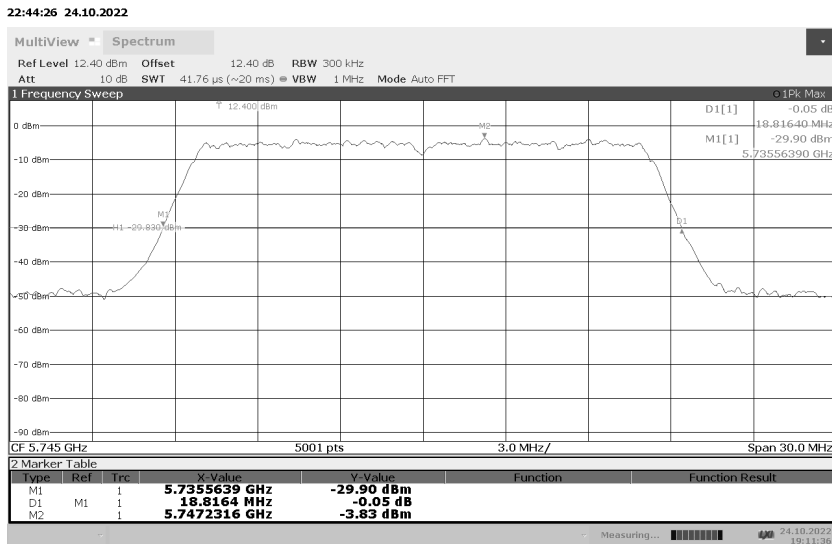
Emission Occupied  
Bandwidth  
802.11a 5700MHz



Emission Occupied  
Bandwidth  
802.11a 5720MHz



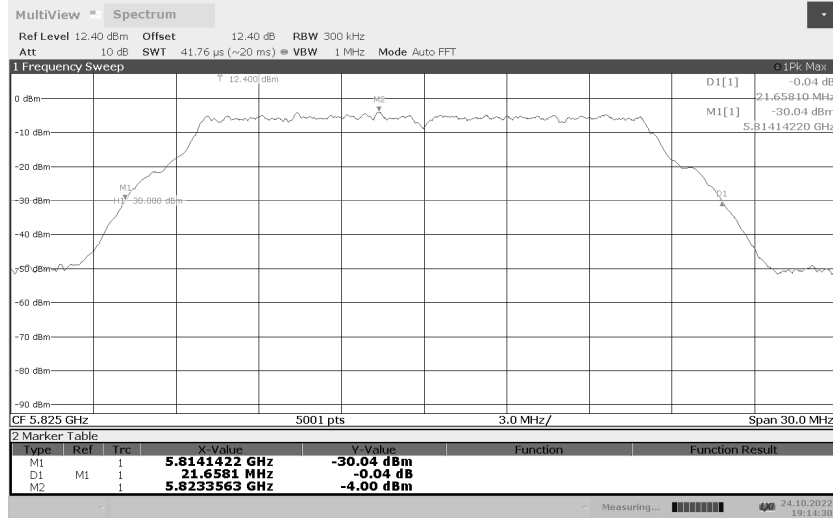
Emission Occupied  
Bandwidth  
802.11a 5745MHz



Emission Occupied  
Bandwidth  
802.11a 5785MHz

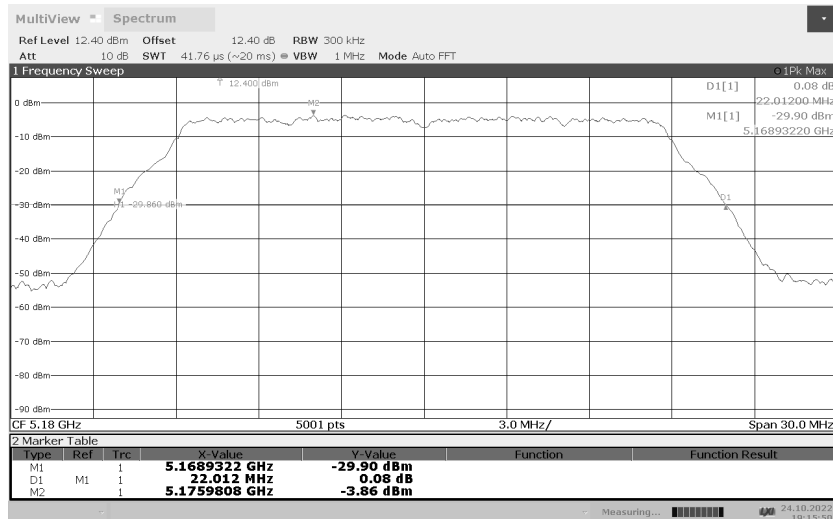


Emission Occupied  
Bandwidth  
802.11a 5825MHz



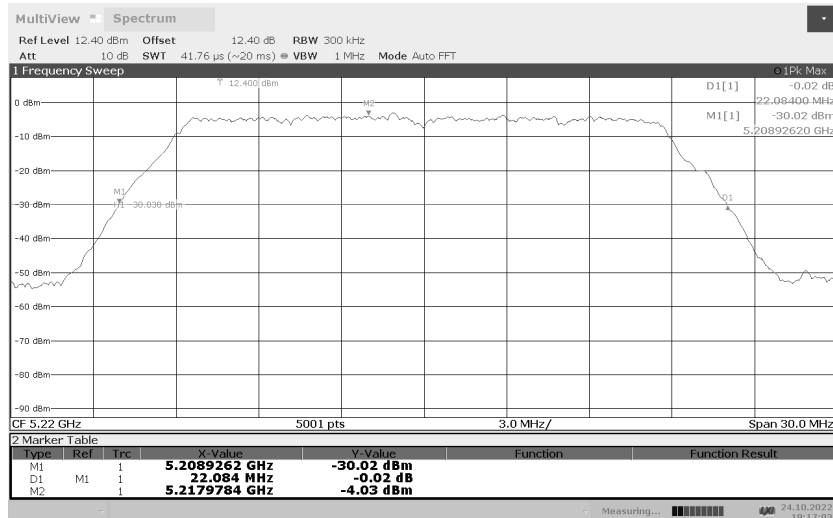
19:14:30 24.10.2022

Emission Occupied  
Bandwidth  
802.11n 5180MHz



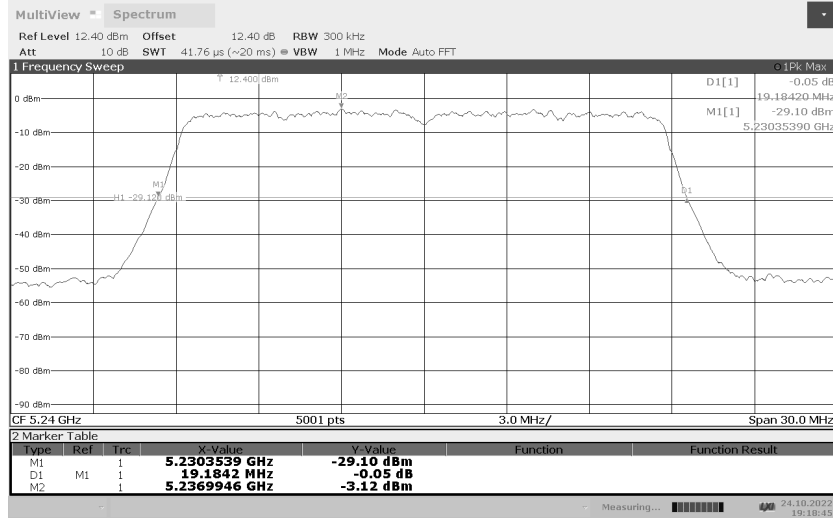
19:15:51 24.10.2022

Emission Occupied  
Bandwidth  
802.11n 5220MHz



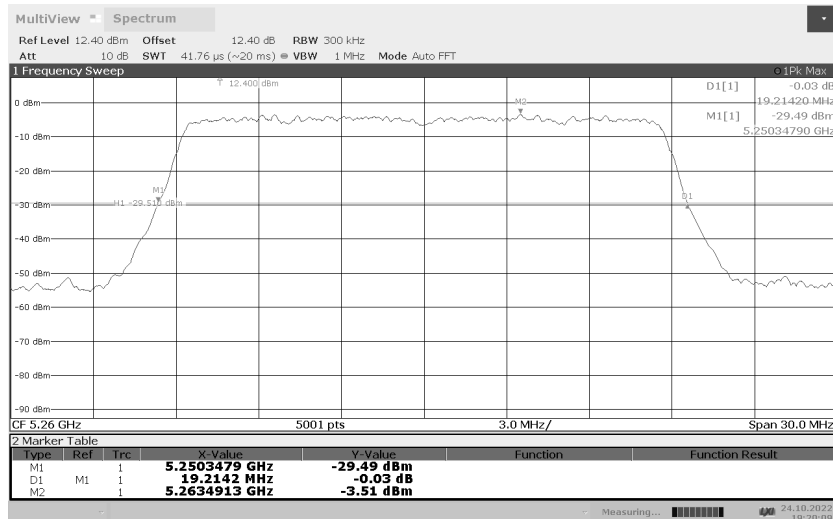
19:17:03 24.10.2022

Emission Occupied  
Bandwidth  
802.11n 5240MHz



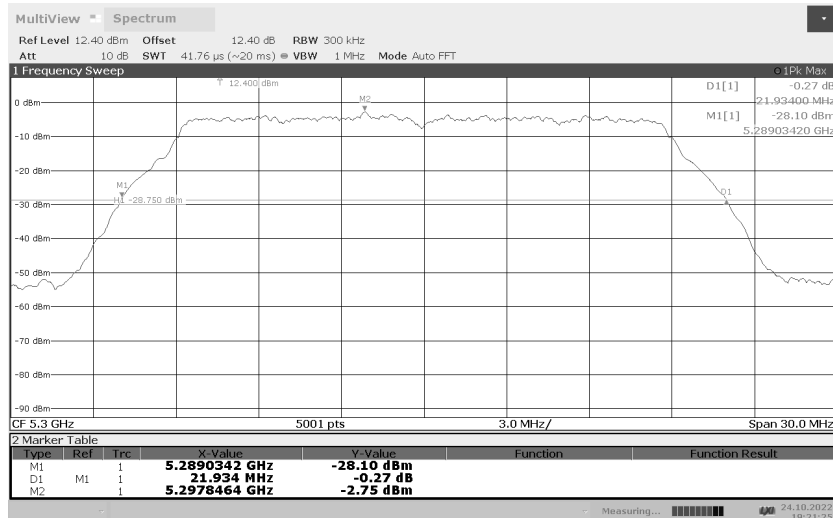
19:18:46 24.10.2022

Emission Occupied  
Bandwidth  
802.11n 5260MHz



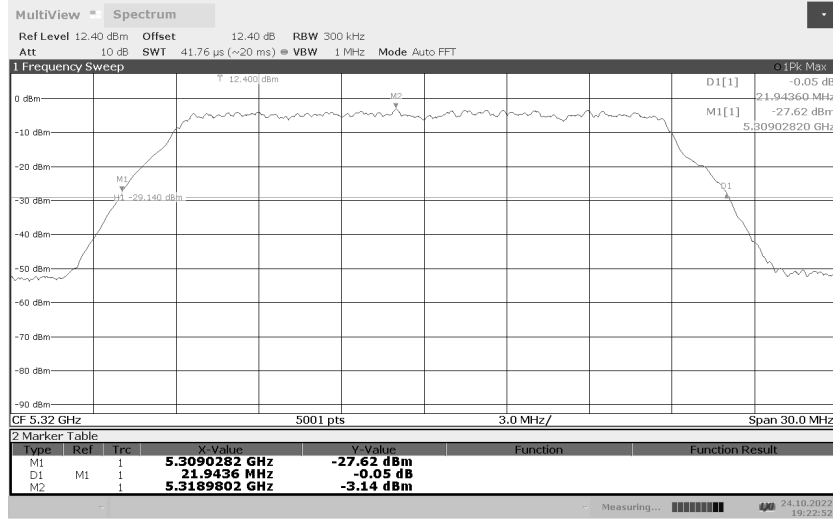
19:20:09 24.10.2022

Emission Occupied  
Bandwidth  
802.11n 5300MHz



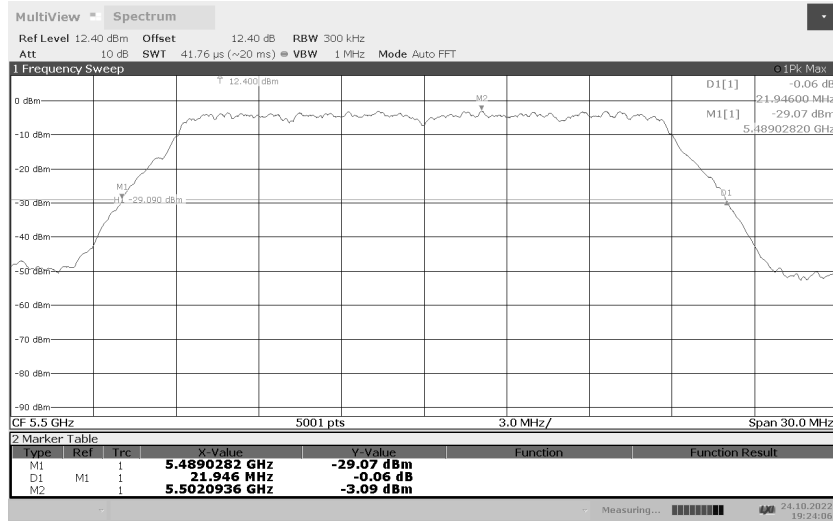
19:21:25 24.10.2022

Emission Occupied  
Bandwidth  
802.11n 5320MHz



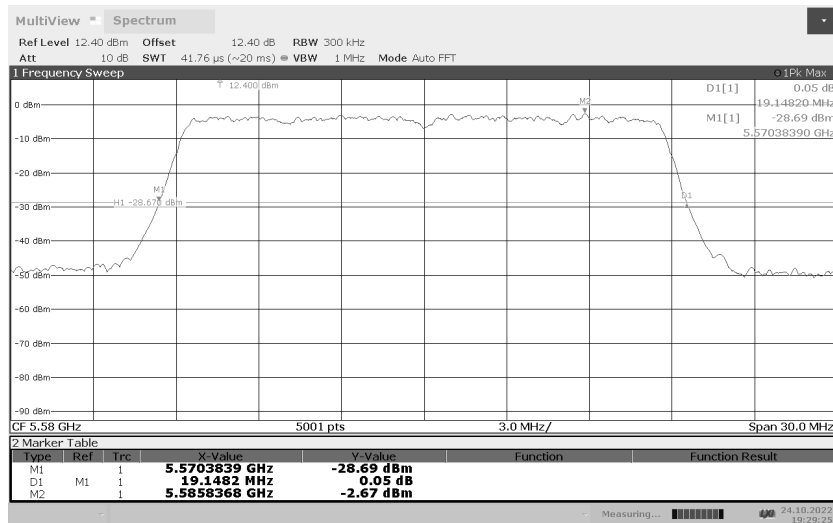
19:22:52 24.10.2022

Emission Occupied  
Bandwidth  
802.11n 5500MHz



19:24:06 24.10.2022

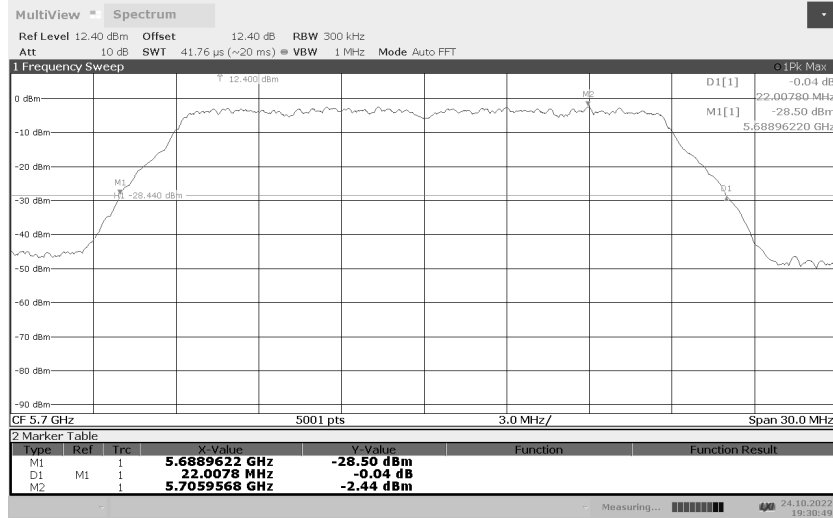
Emission Occupied  
Bandwidth  
802.11n 5580MHz



19:29:25 24.10.2022

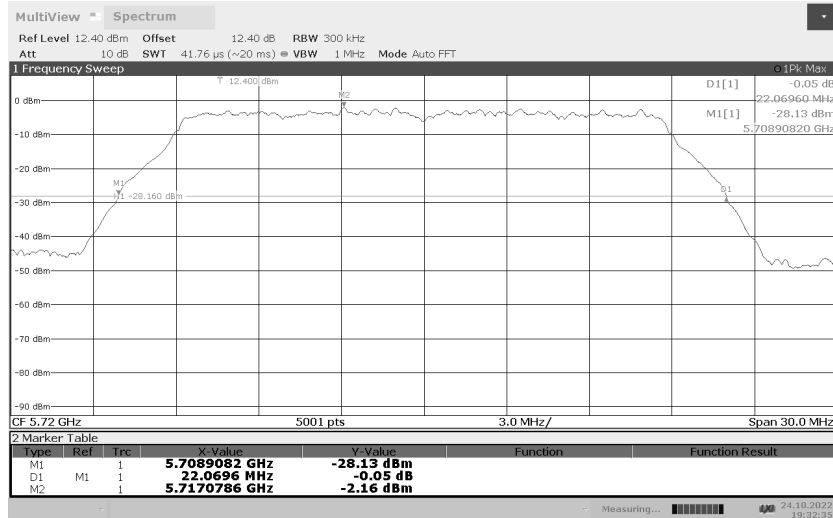


Emission Occupied  
Bandwidth  
802.11n 5700MHz



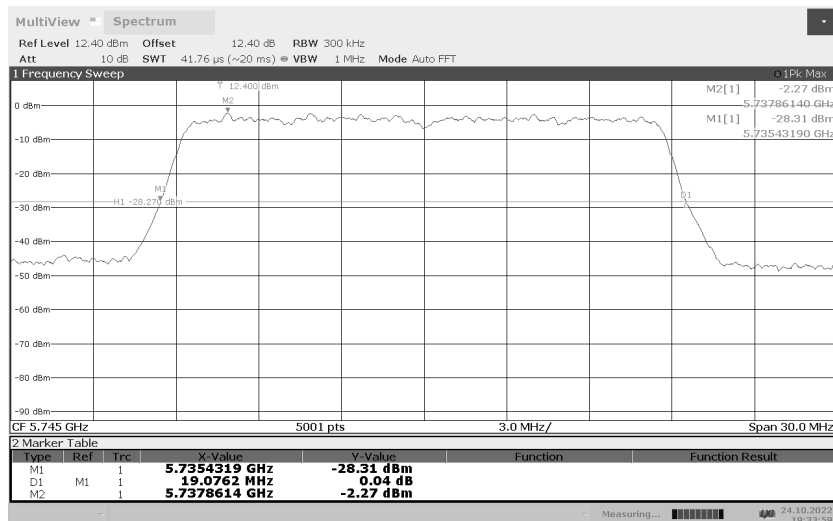
19:30:50 24.10.2022

Emission Occupied  
Bandwidth  
802.11n 5720MHz



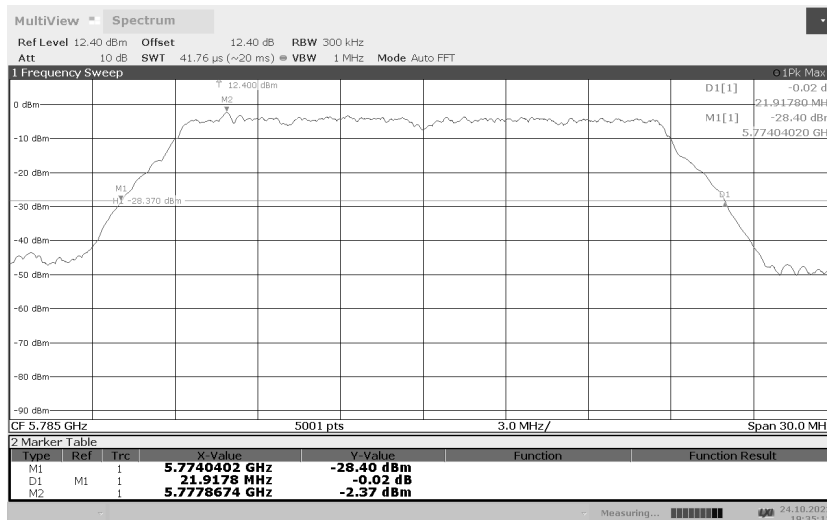
19:32:35 24.10.2022

Emission Occupied  
Bandwidth  
802.11n 5745MHz



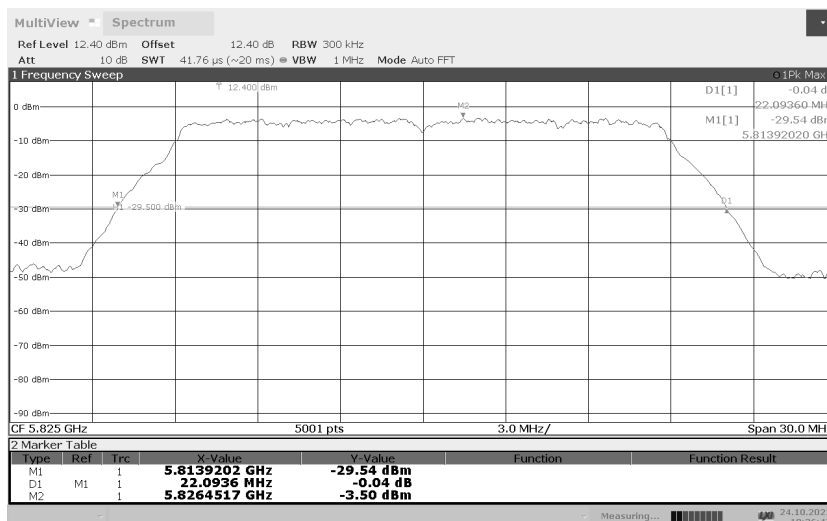
19:34:00 24.10.2022

Emission Occupied  
Bandwidth  
802.11n 5785MHz



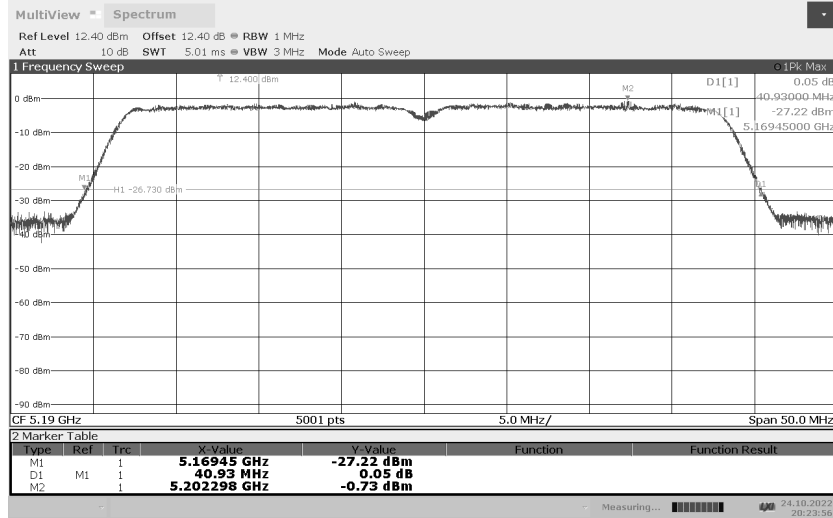
19:35:12 24.10.2022

Emission Occupied  
Bandwidth  
802.11n 5825MHz



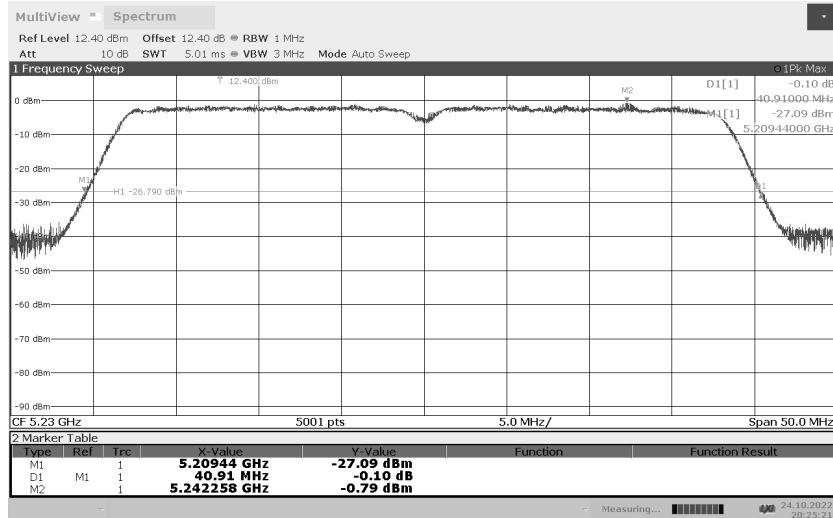
19:36:47 24.10.2022

Emission Occupied  
Bandwidth  
802.11n 40MHz  
5190MHz



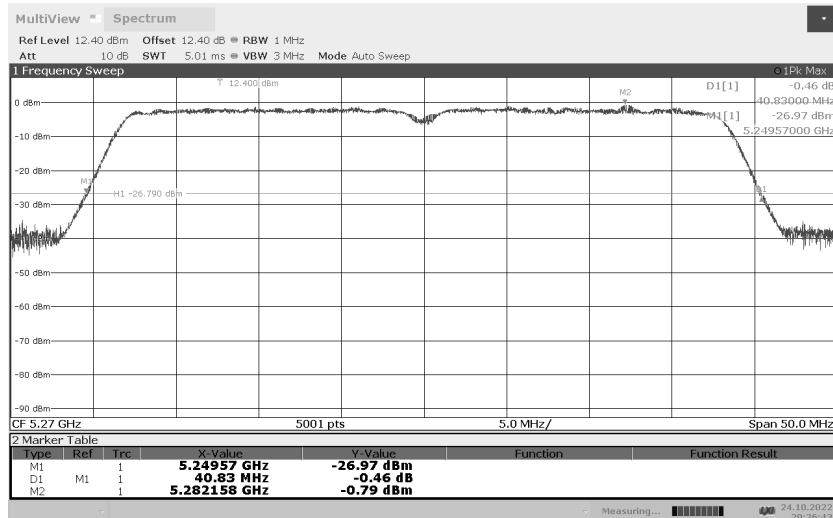
20:23:56 24.10.2022

Emission Occupied  
Bandwidth  
802.11n 40MHz  
5230MHz



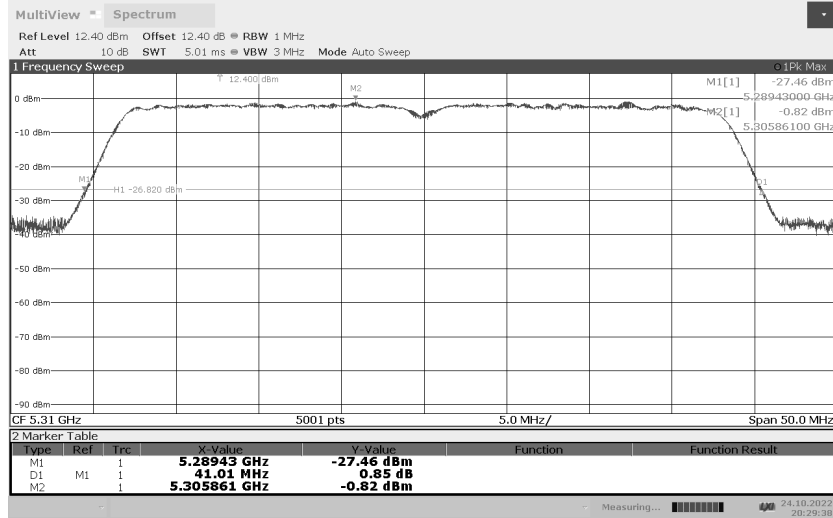
20:25:21 24.10.2022

Emission Occupied  
Bandwidth  
802.11n 40MHz  
5270MHz



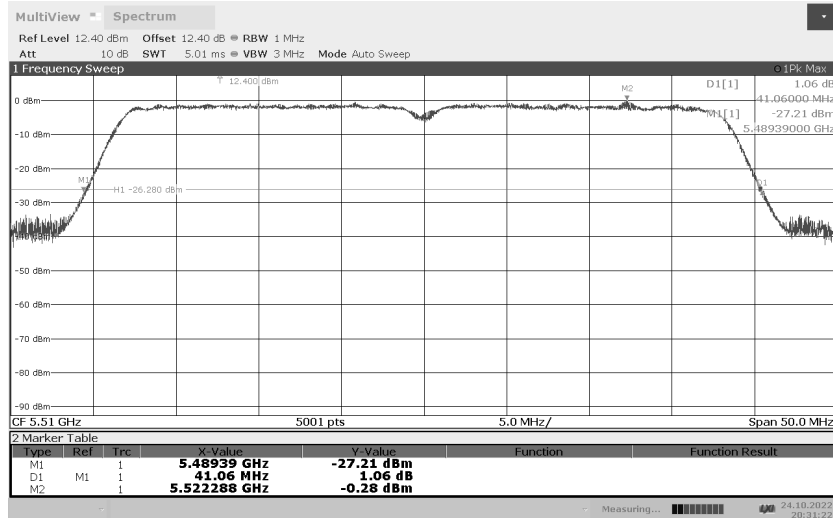
20:26:44 24.10.2022

Emission Occupied  
Bandwidth  
802.11n 40MHz  
5310MHz



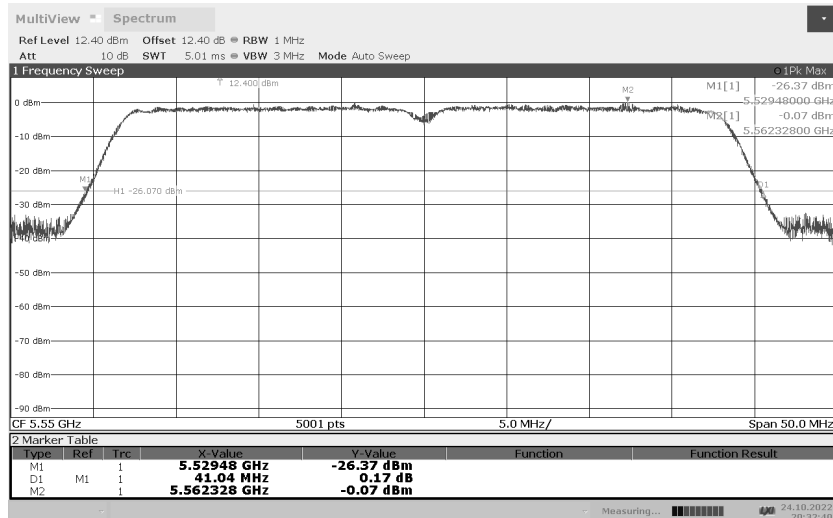
20:29:39 24.10.2022

Emission Occupied  
Bandwidth  
802.11n 40MHz  
5510MHz



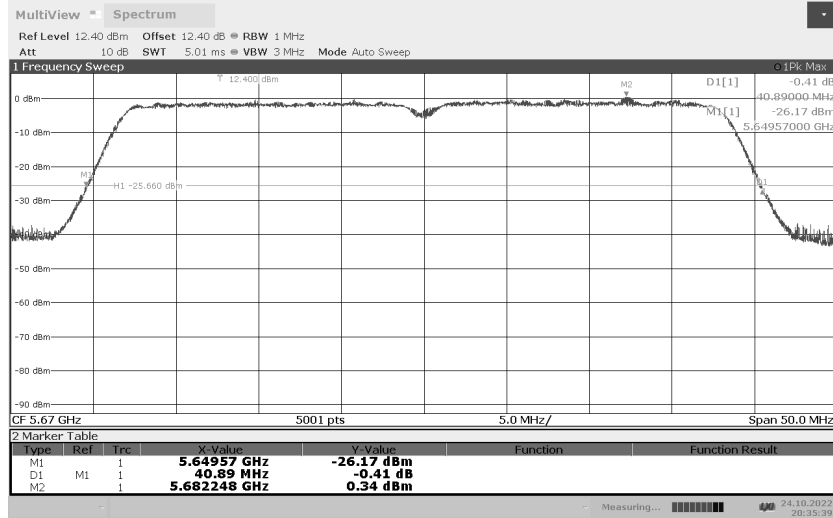
20:31:22 24.10.2022

Emission Occupied  
Bandwidth  
802.11n 40MHz  
5550MHz



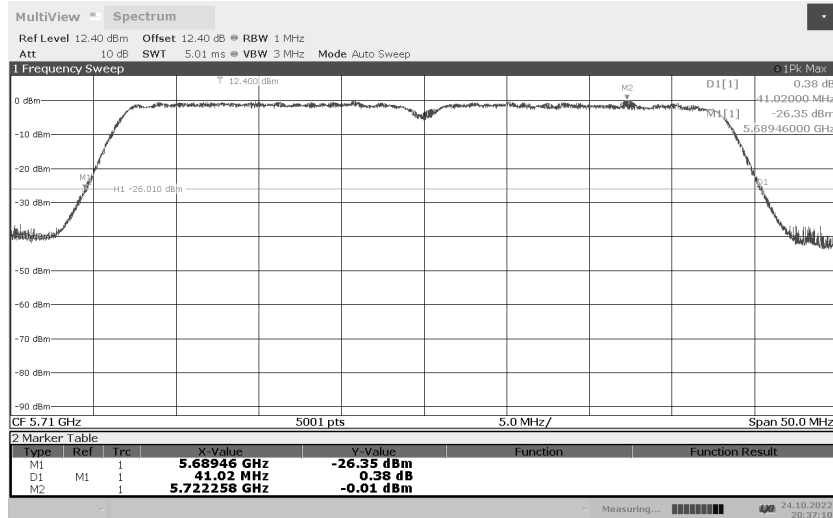
20:32:40 24.10.2022

Emission Occupied  
Bandwidth  
802.11n 40MHz  
5670MHz



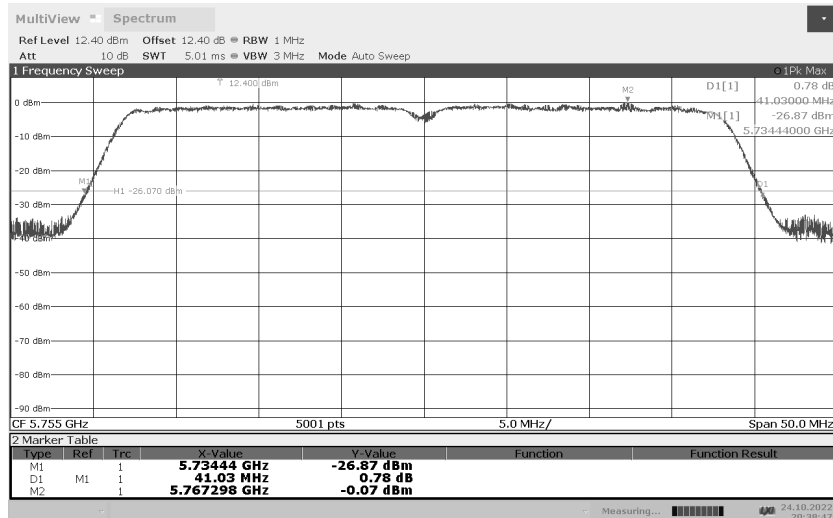
20:35:40 24.10.2022

Emission Occupied  
Bandwidth  
802.11n 40MHz  
5710MHz



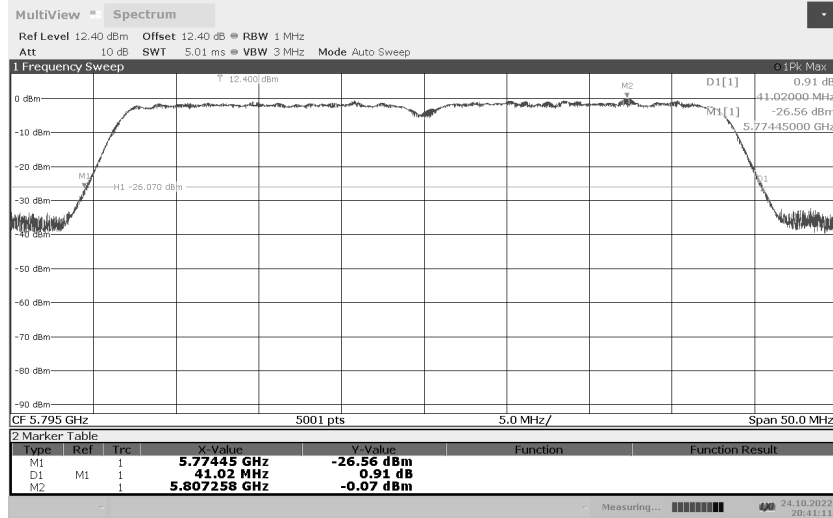
20:37:11 24.10.2022

Emission Occupied  
Bandwidth  
802.11n 40MHz  
5755MHz



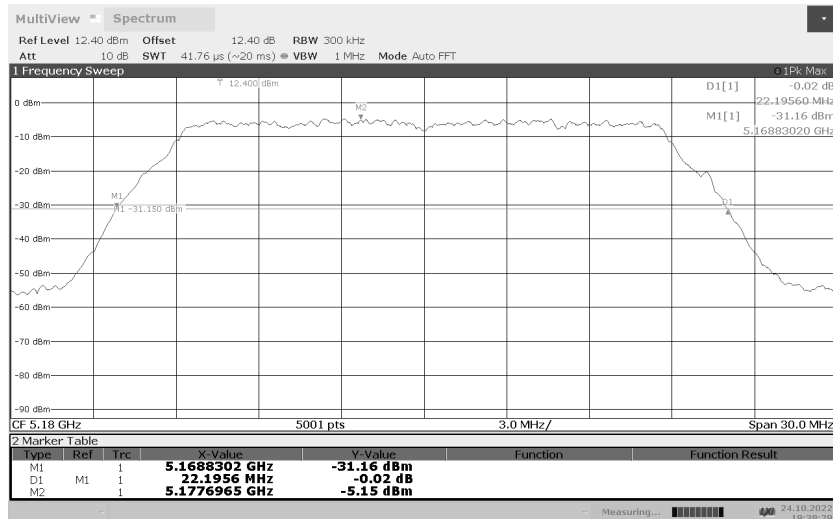
20:38:48 24.10.2022

Emission Occupied  
Bandwidth  
802.11n 40MHz  
5795MHz



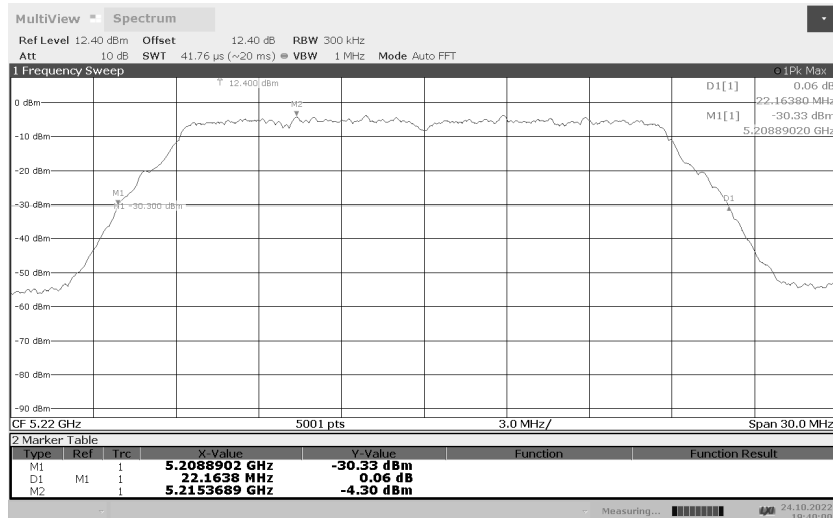
20:41:11 24.10.2022

Emission Occupied  
Bandwidth  
802.11ac 5180MHz



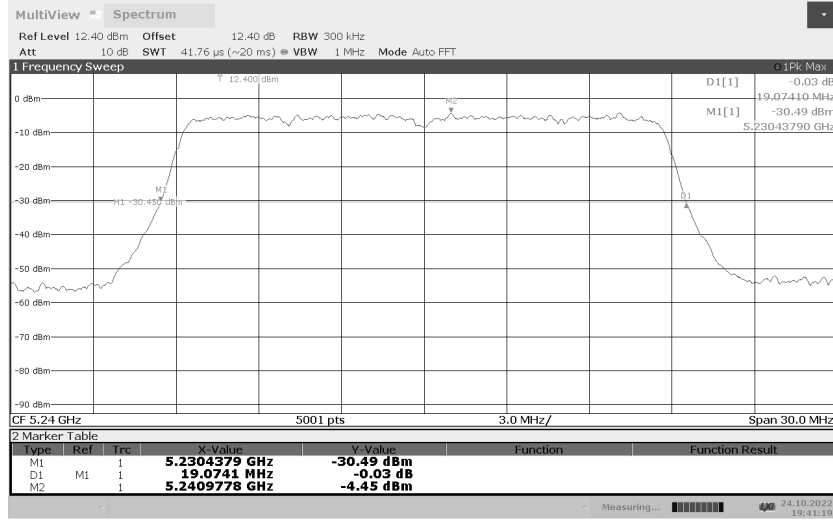
19:38:29 24.10.2022

Emission Occupied  
Bandwidth  
802.11ac 5220MHz



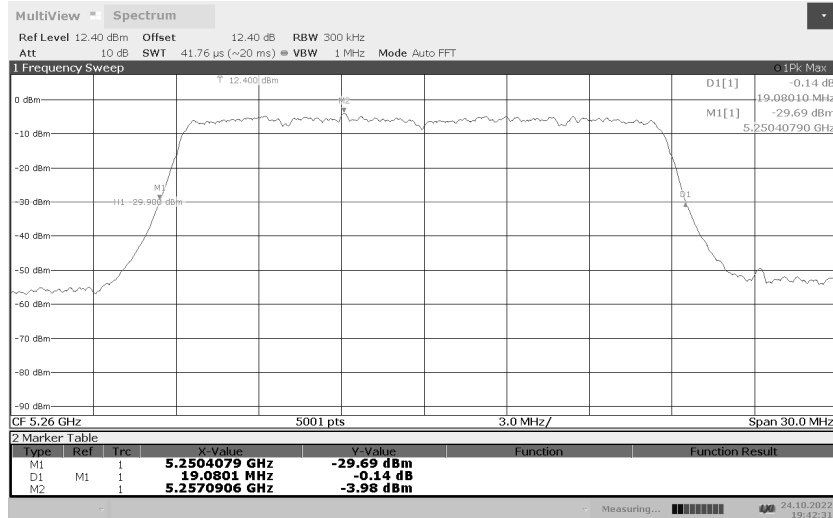
19:40:00 24.10.2022

Emission Occupied  
Bandwidth  
802.11ac 5240MHz



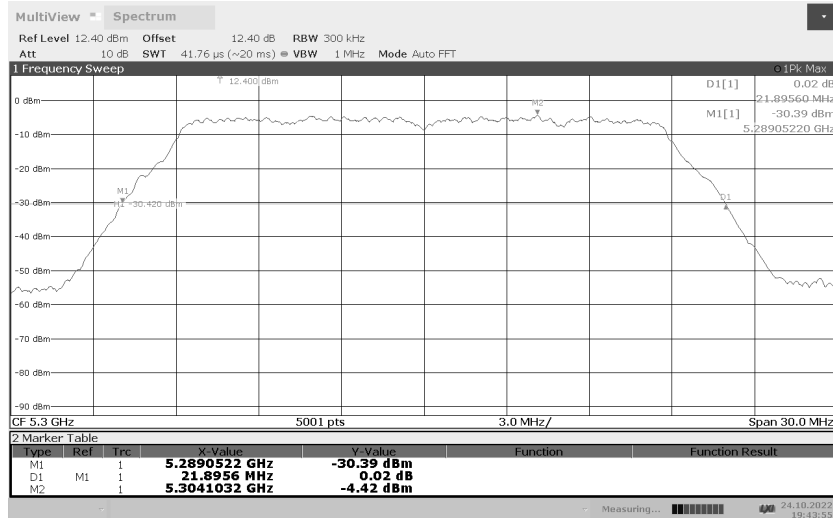
19:41:20 24.10.2022

Emission Occupied  
Bandwidth  
802.11ac 5260MHz



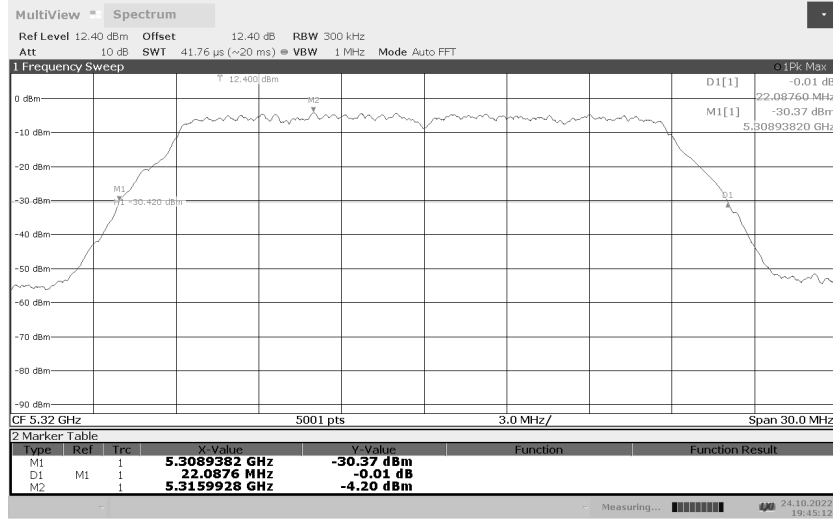
19:42:32 24.10.2022

Emission Occupied  
Bandwidth  
802.11ac 5300MHz



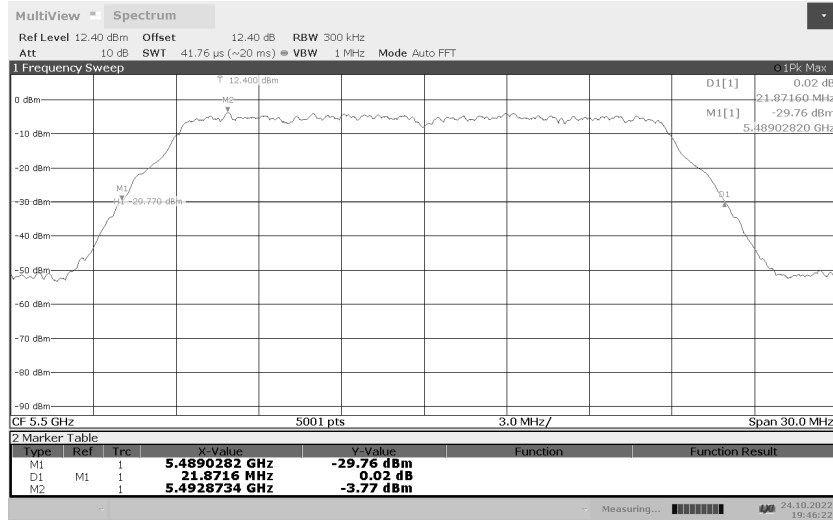
19:43:56 24.10.2022

Emission Occupied  
Bandwidth  
802.11ac 5320MHz



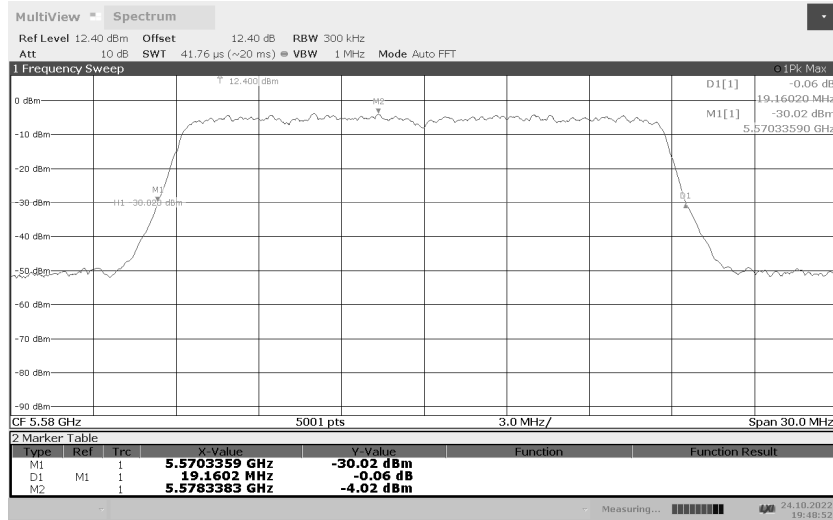
19:45:13 24.10.2022

Emission Occupied  
Bandwidth  
802.11ac 5500MHz



19:46:23 24.10.2022

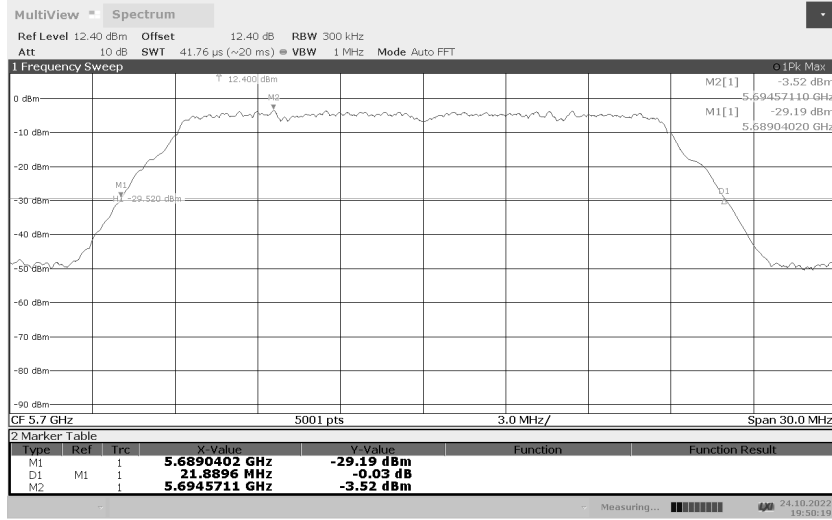
Emission Occupied  
Bandwidth  
802.11ac 5580MHz



19:48:53 24.10.2022

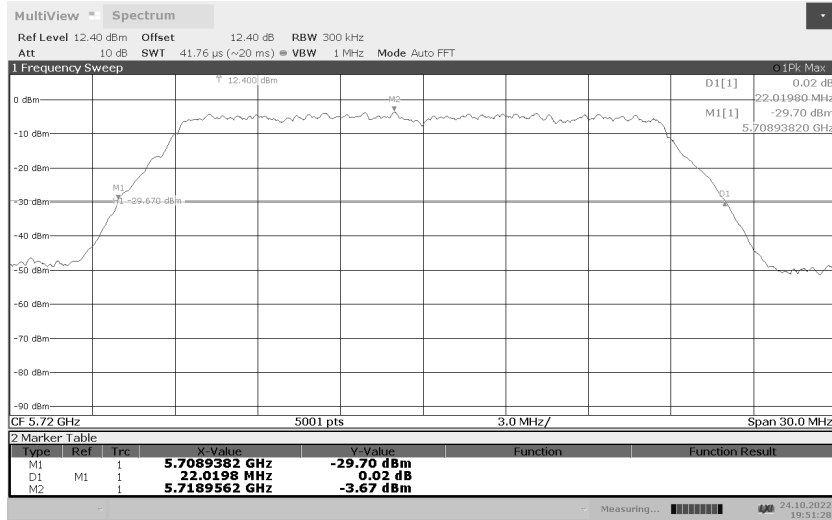


Emission Occupied  
Bandwidth  
802.11ac 5700MHz



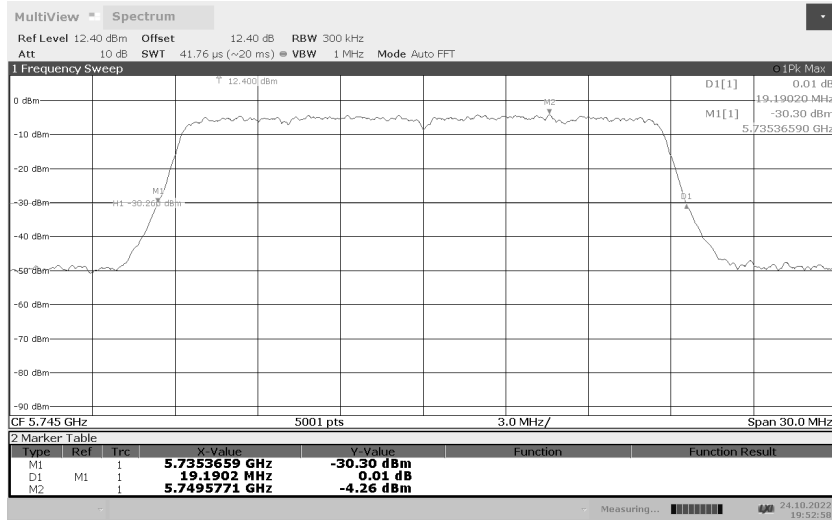
19:50:19 24.10.2022

Emission Occupied  
Bandwidth  
802.11ac 5720MHz



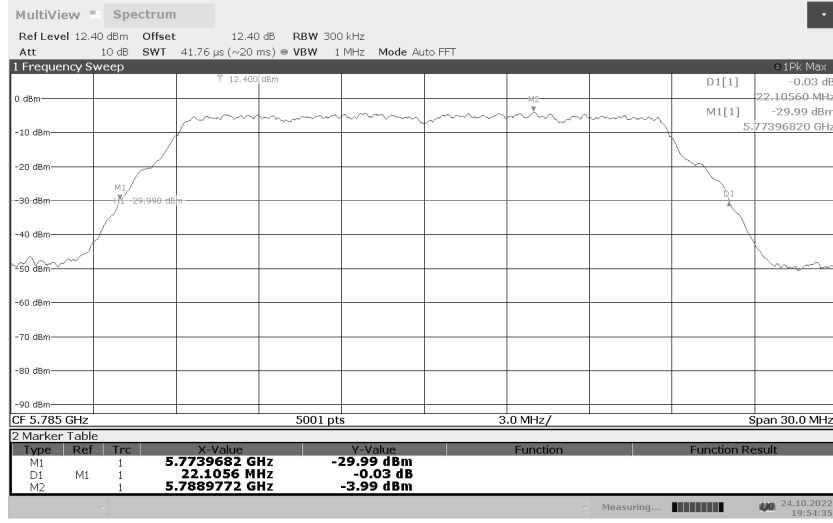
19:51:29 24.10.2022

Emission Occupied  
Bandwidth  
802.11ac 5745MHz



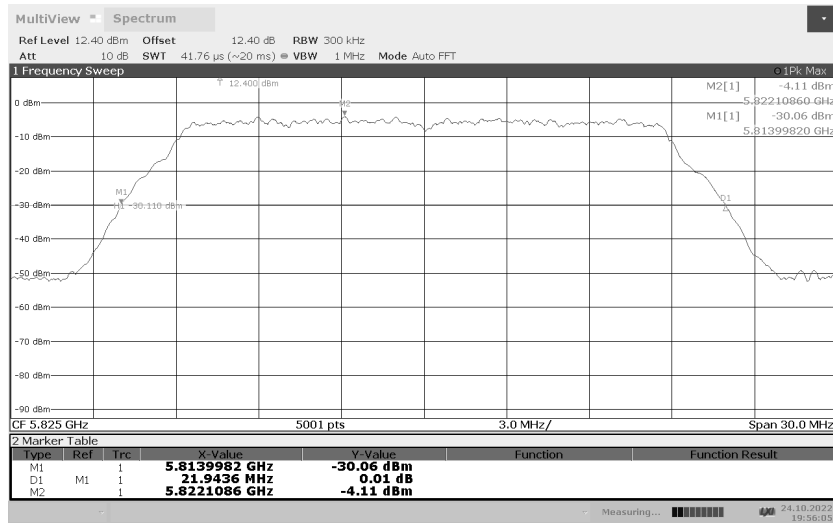
19:52:59 24.10.2022

Emission Occupied  
Bandwidth  
802.11ac 5785MHz



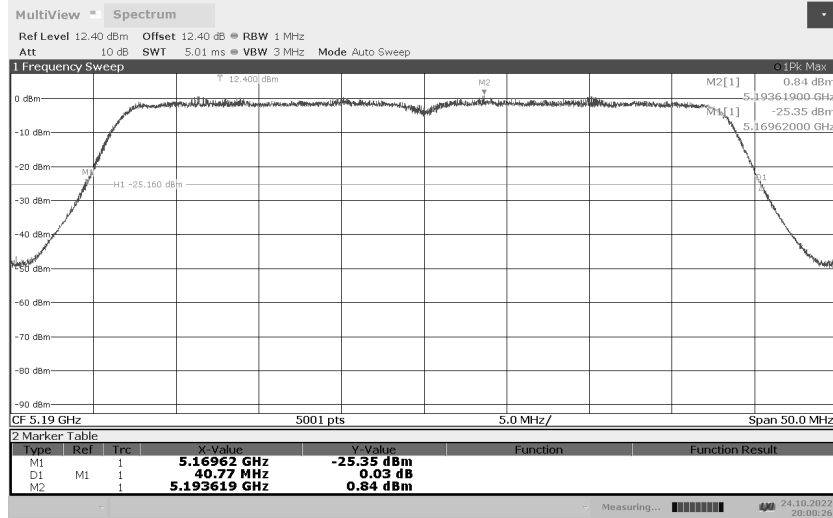
19:54:36 24.10.2022

Emission Occupied  
Bandwidth  
802.11ac 5825MHz



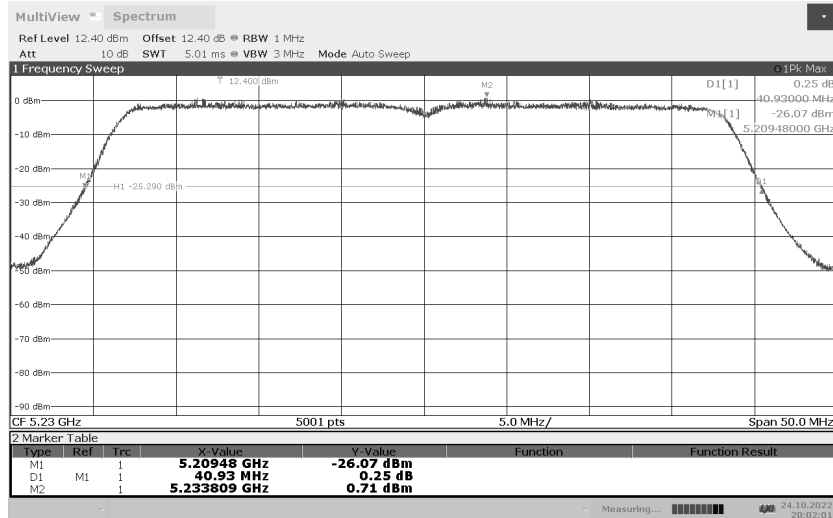
19:56:06 24.10.2022

Emission Occupied  
Bandwidth  
802.11ac 40MHz  
5190MHz



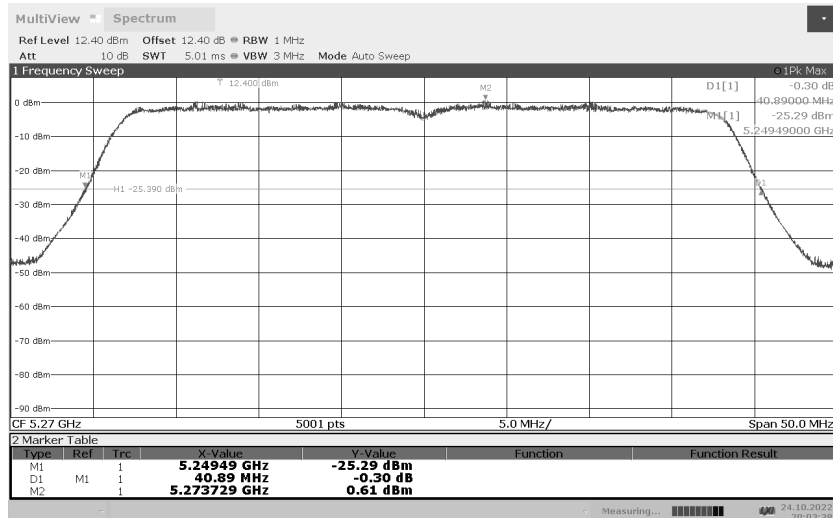
20:00:27 24.10.2022

Emission Occupied  
Bandwidth  
802.11ac 40MHz  
5230MHz



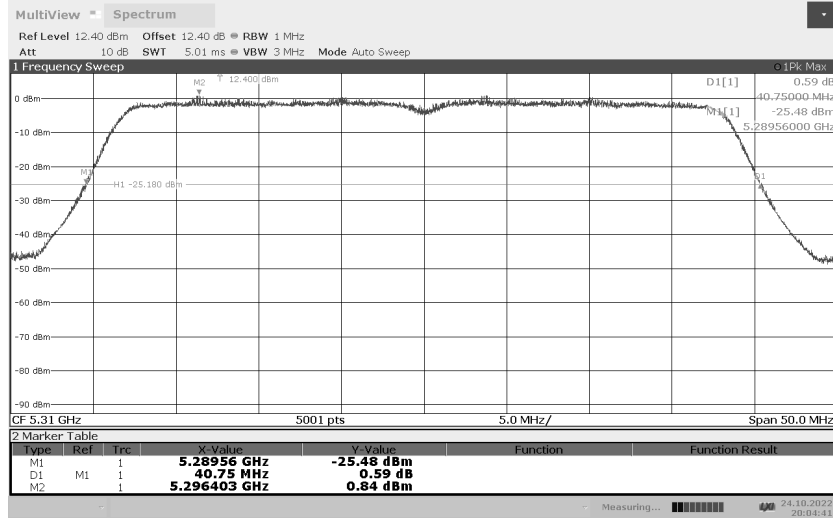
20:02:01 24.10.2022

Emission Occupied  
Bandwidth  
802.11ac 40MHz  
5270MHz



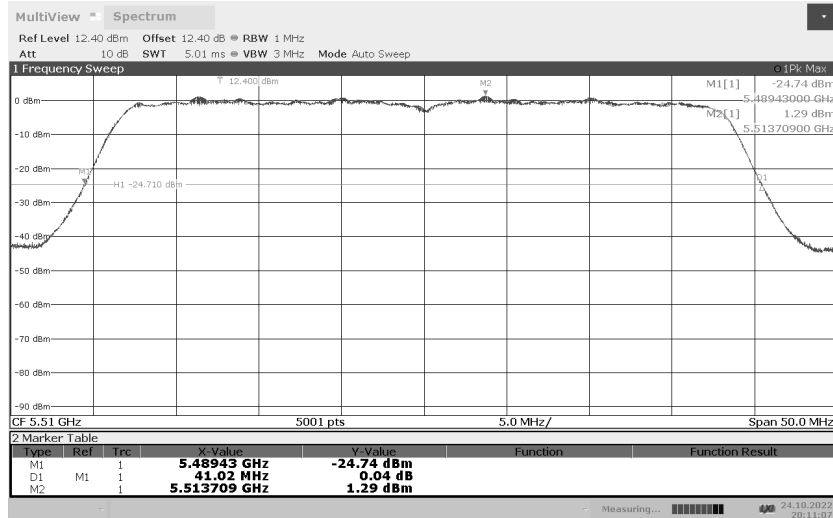
20:03:39 24.10.2022

Emission Occupied  
Bandwidth  
802.11ac 40MHz  
5310MHz



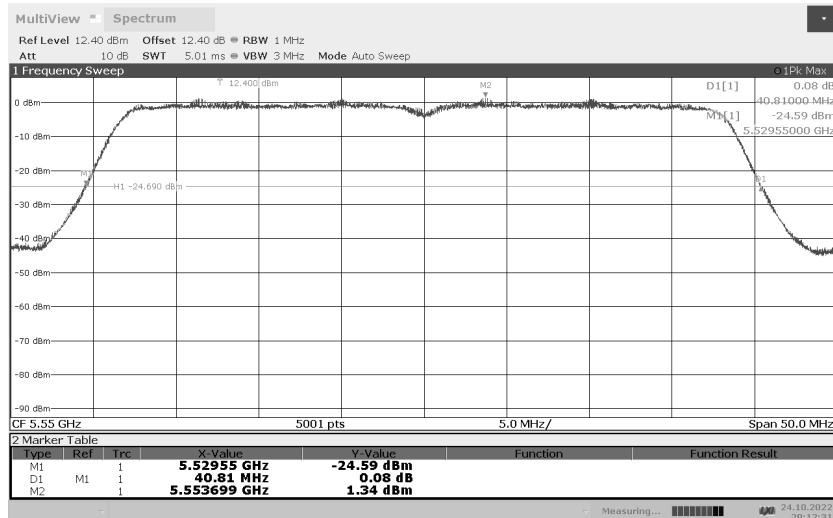
20:04:42 24.10.2022

Emission Occupied  
Bandwidth  
802.11ac 40MHz  
5510MHz



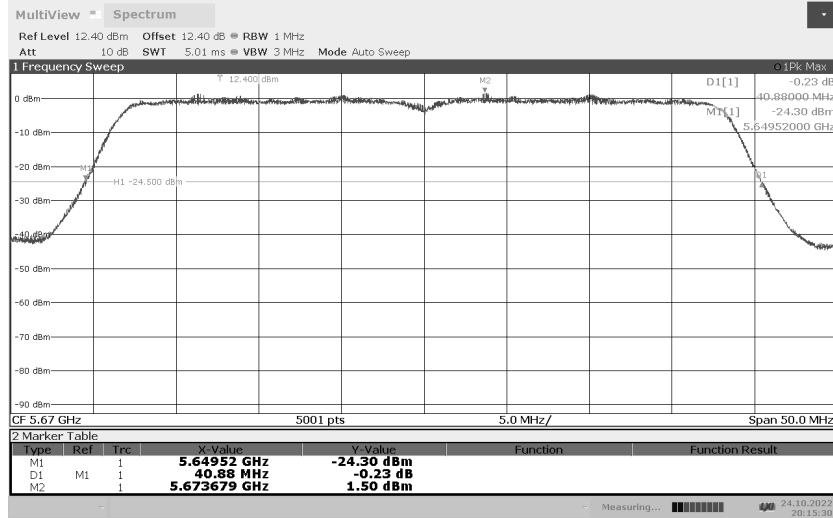
20:11:07 24.10.2022

Emission Occupied  
Bandwidth  
802.11ac 40MHz  
5550MHz

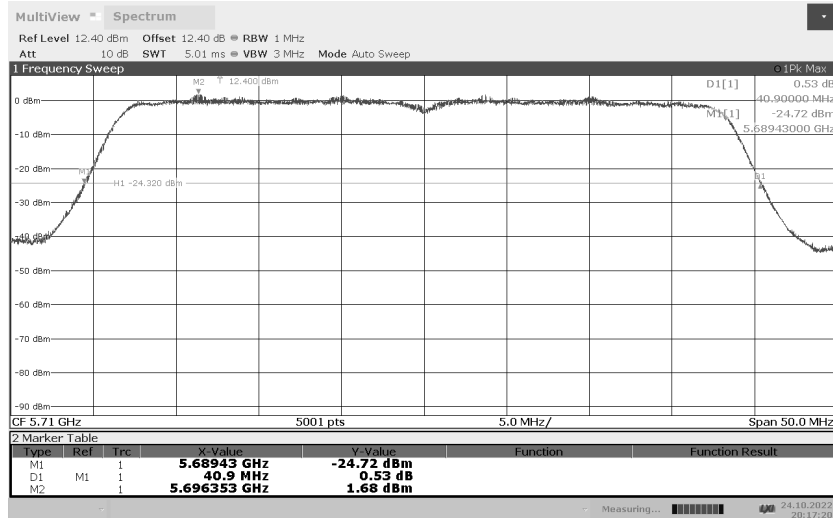


20:12:31 24.10.2022

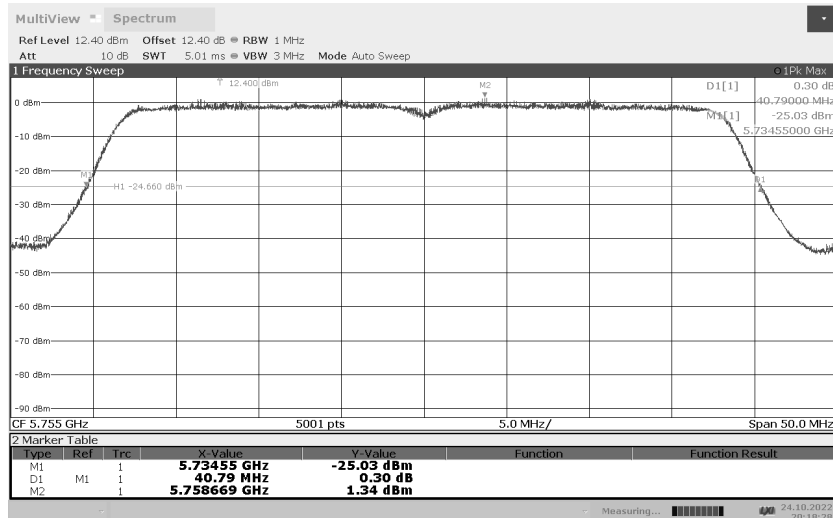
Emission Occupied  
Bandwidth  
802.11ac 40MHz  
5670MHz



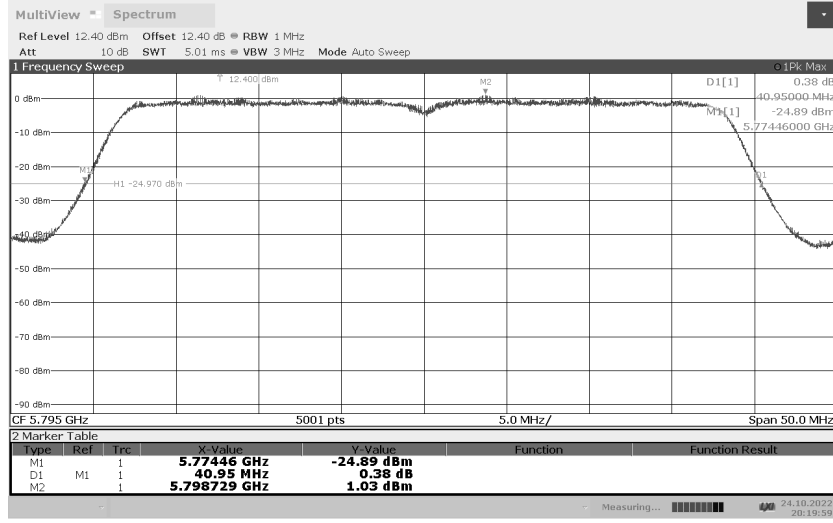
Emission Occupied  
Bandwidth  
802.11ac 40MHz  
5710MHz



Emission Occupied  
Bandwidth  
802.11ac 40MHz  
5755MHz

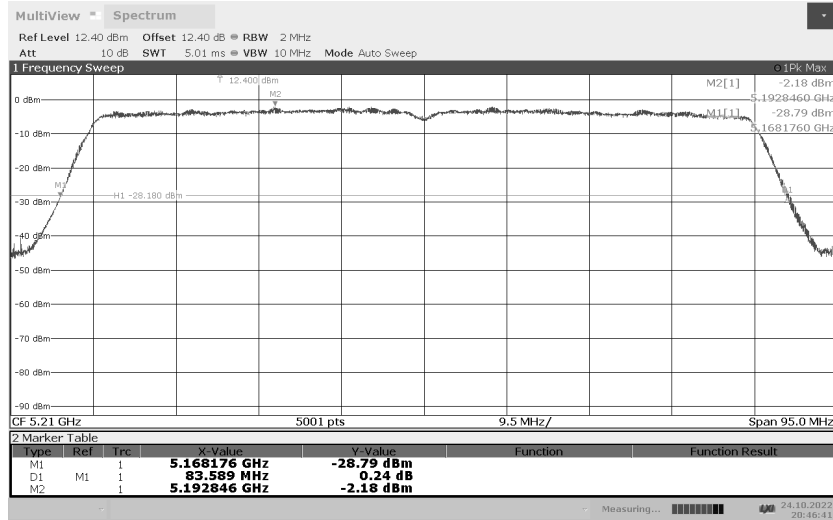


Emission Occupied  
Bandwidth  
802.11ac 40MHz  
5795MHz



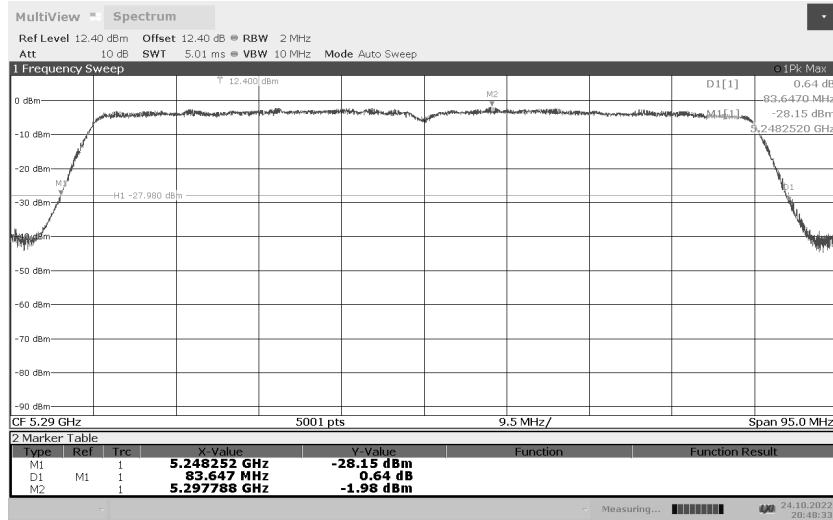
20:19:59 24.10.2022

Emission Occupied  
Bandwidth  
802.11ac 80MHz  
5210MHz



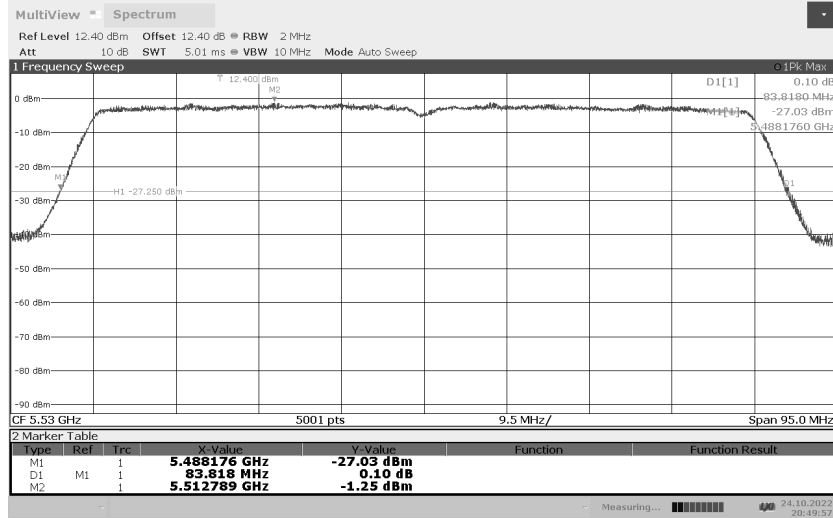
20:46:42 24.10.2022

Emission Occupied  
Bandwidth  
802.11ac 80MHz  
5290MHz



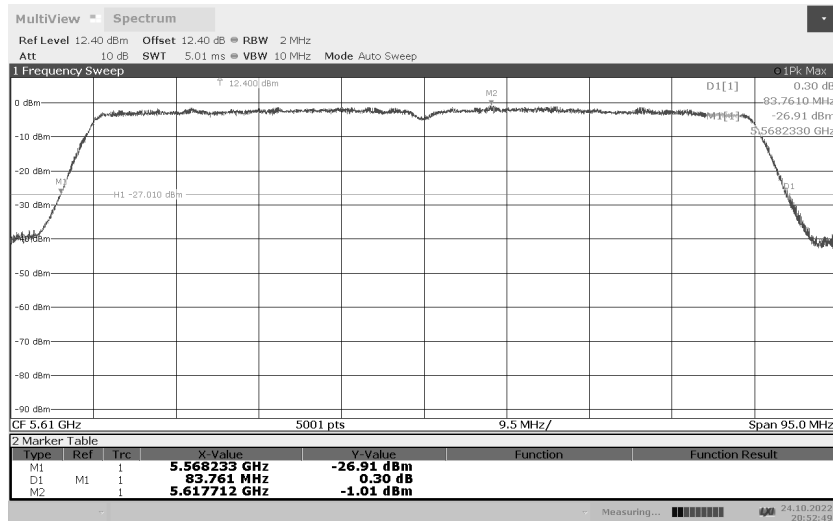
20:48:33 24.10.2022

Emission Occupied  
Bandwidth  
802.11ac 80MHz  
5530MHz



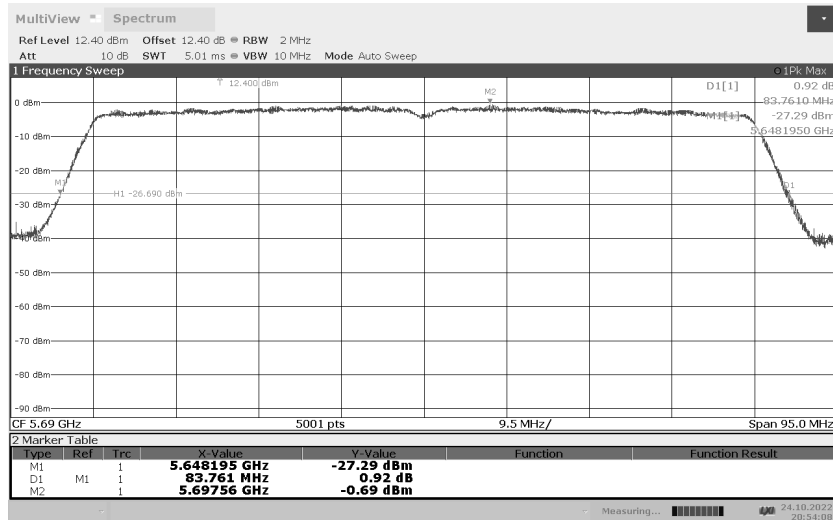
20:49:58 24.10.2022

Emission Occupied  
Bandwidth  
802.11ac 80MHz  
5610MHz



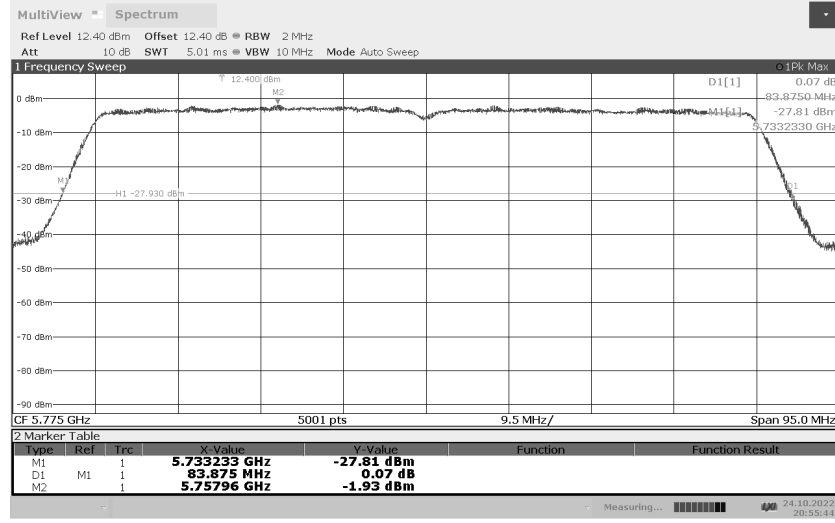
20:52:50 24.10.2022

Emission Occupied  
Bandwidth  
802.11ac 80MHz  
5690MHz

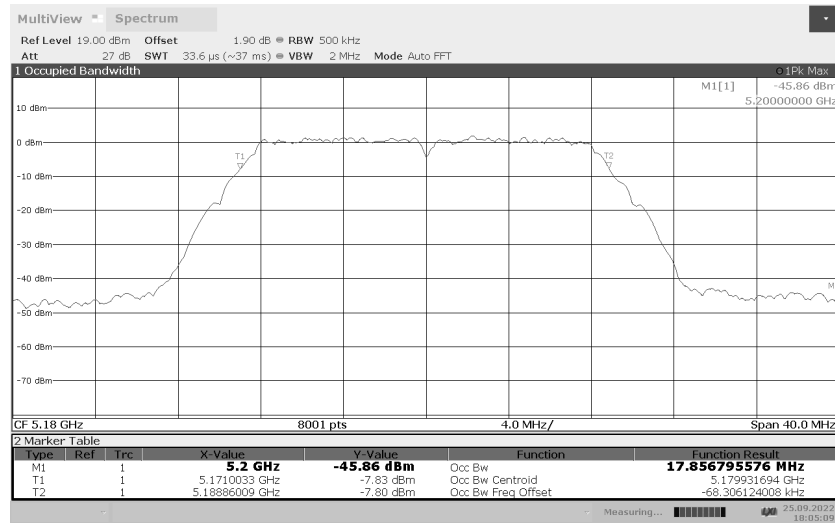


20:54:09 24.10.2022

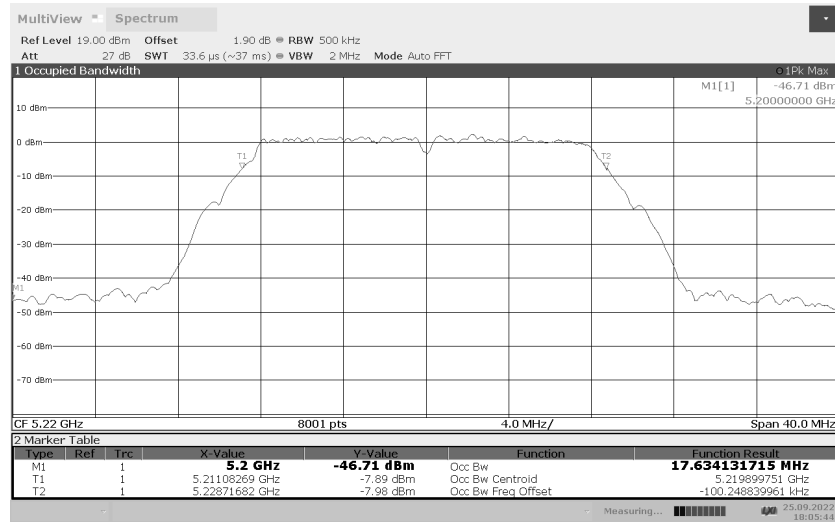
Emission Occupied  
Bandwidth  
802.11ac 80MHz  
5775MHz



99% Occupied  
Bandwidth  
802.11a 5180MHz

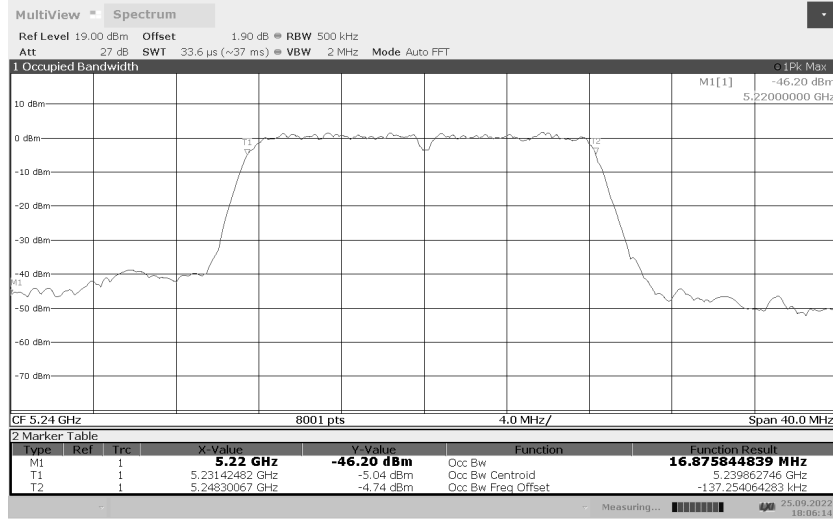


99% Occupied  
Bandwidth  
802.11a 5220MHz



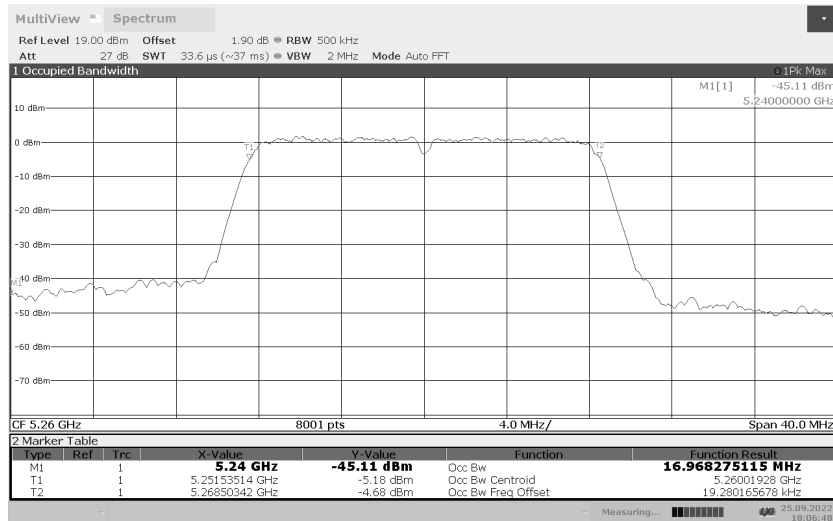


99% Occupied  
Bandwidth  
802.11a 5240MHz



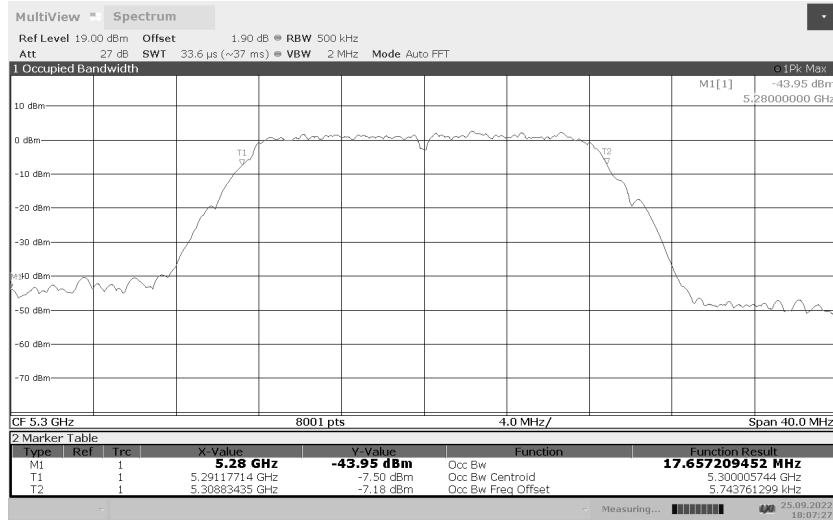
18:06:14 25.09.2022

99% Occupied  
Bandwidth  
802.11a 5260MHz



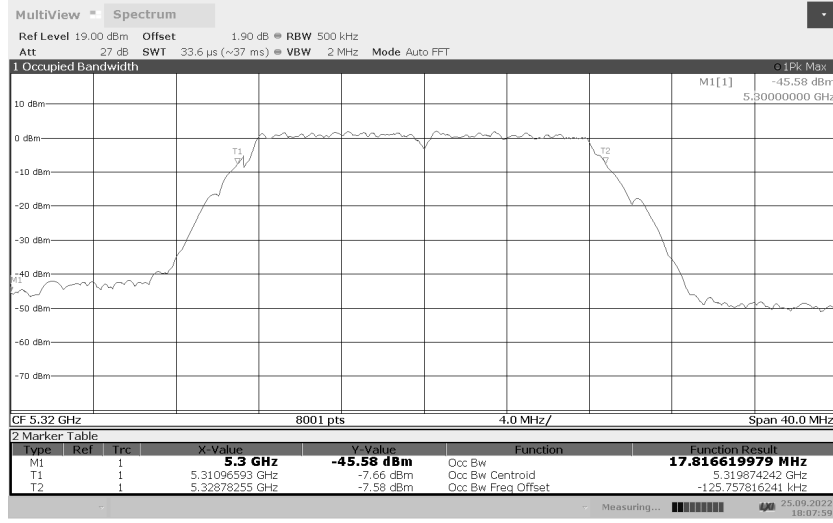
18:06:49 25.09.2022

99% Occupied  
Bandwidth  
802.11a 5300MHz



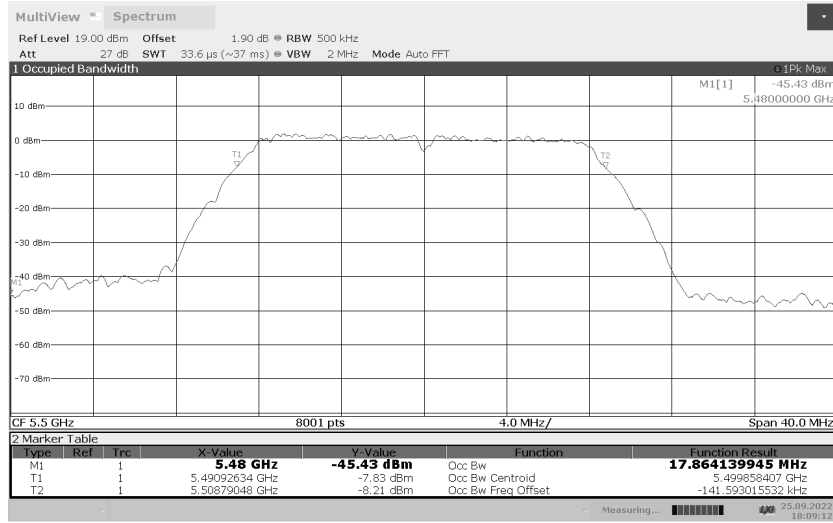
18:07:27 25.09.2022

99% Occupied  
Bandwidth  
802.11a 5320MHz



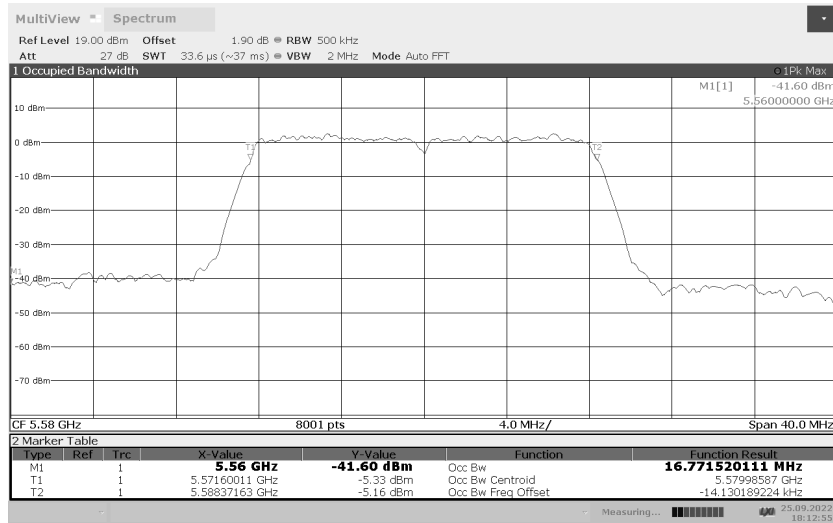
18:08:00 25.09.2022

99% Occupied  
Bandwidth  
802.11a 5500MHz



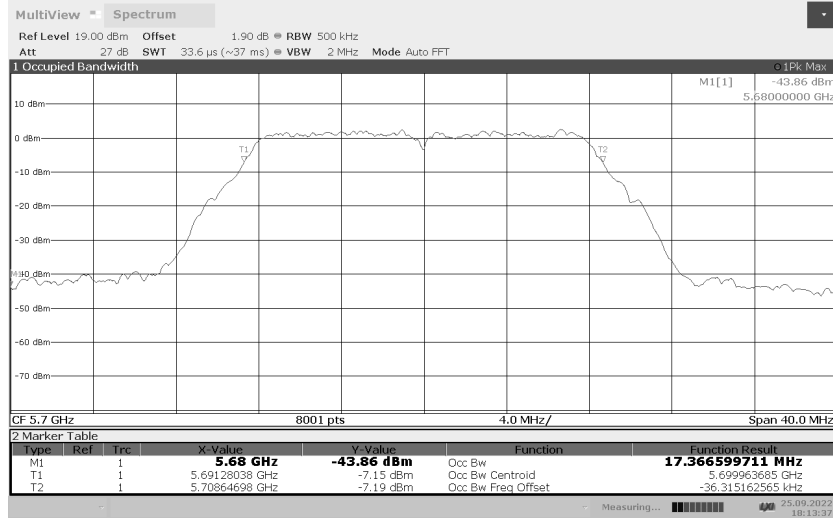
18:09:12 25.09.2022

99% Occupied  
Bandwidth  
802.11a 5580MHz

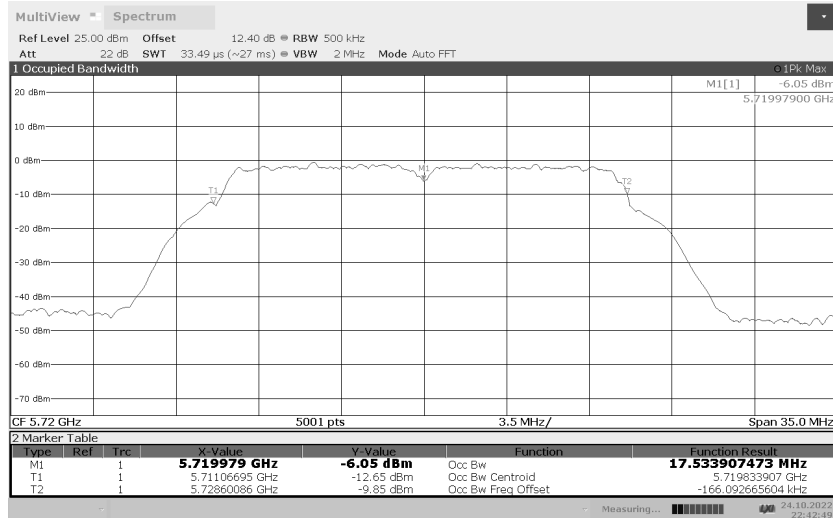


18:12:56 25.09.2022

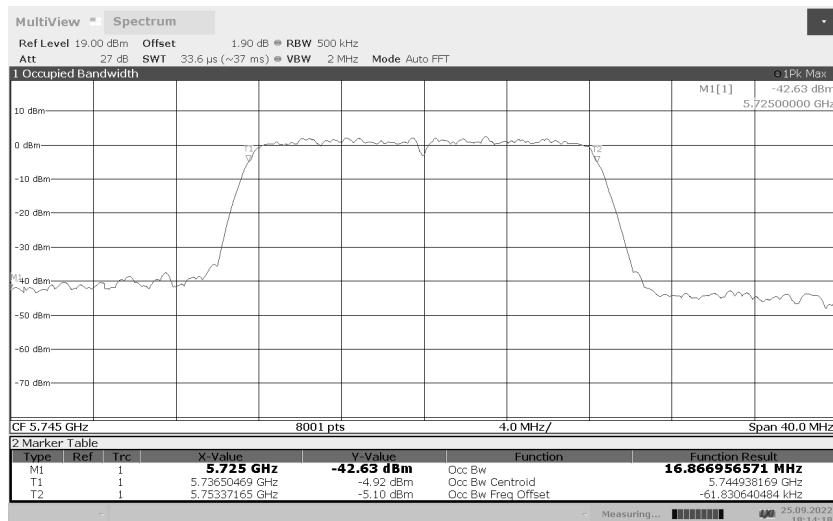
99% Occupied  
Bandwidth  
802.11a 5700MHz



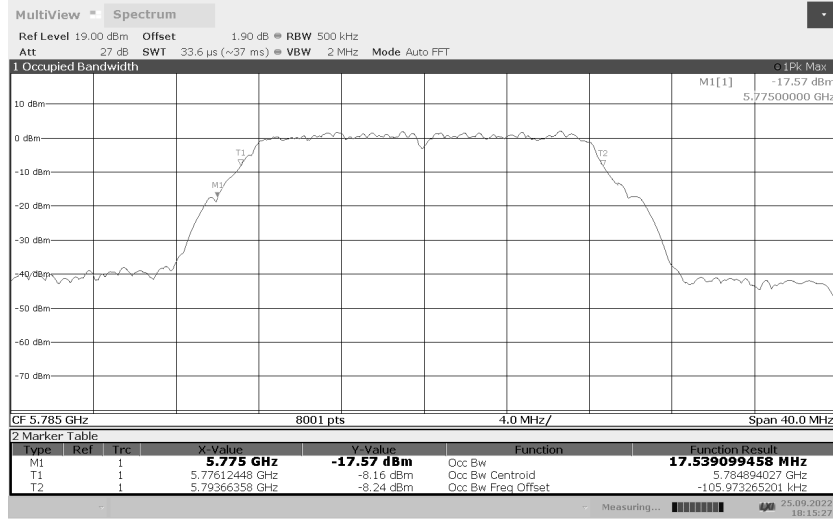
99% Occupied  
Bandwidth  
802.11a 5720MHz



99% Occupied  
Bandwidth  
802.11a 5745MHz



99% Occupied  
Bandwidth  
802.11a 5785MHz



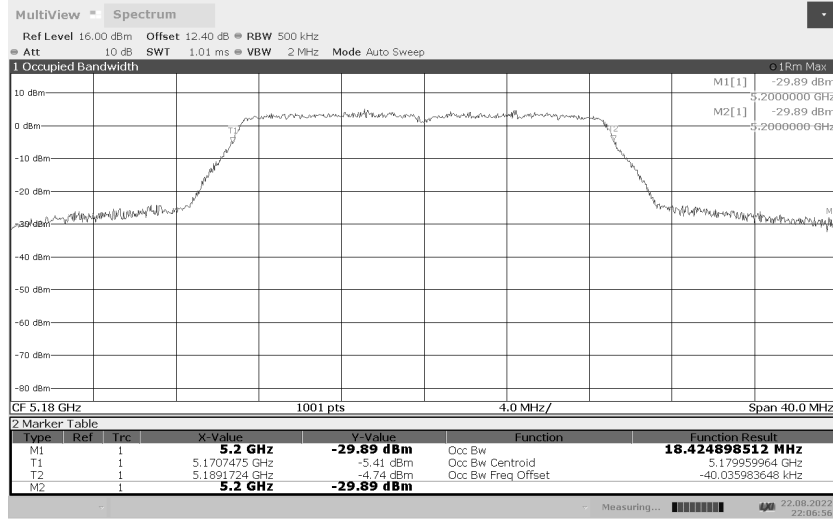
18:15:28 25.09.2022

99% Occupied  
Bandwidth  
802.11a 5825MHz



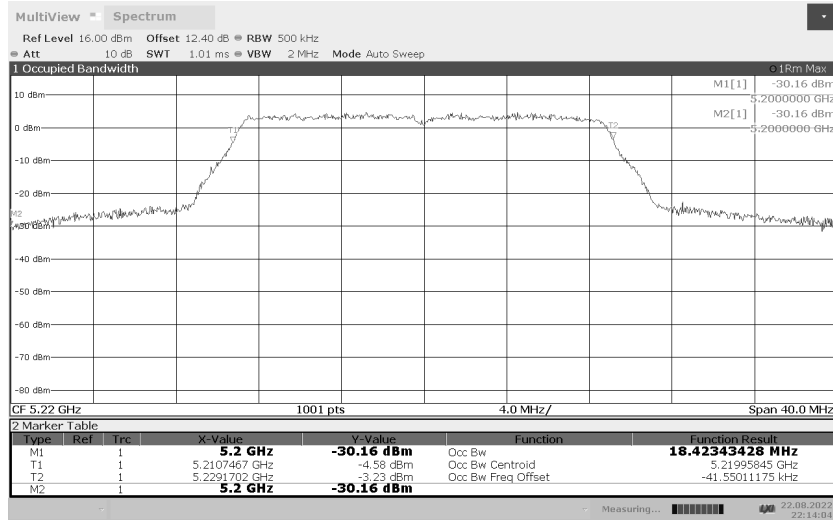
18:16:19 25.09.2022

99% Occupied  
Bandwidth  
802.11n 5180MHz



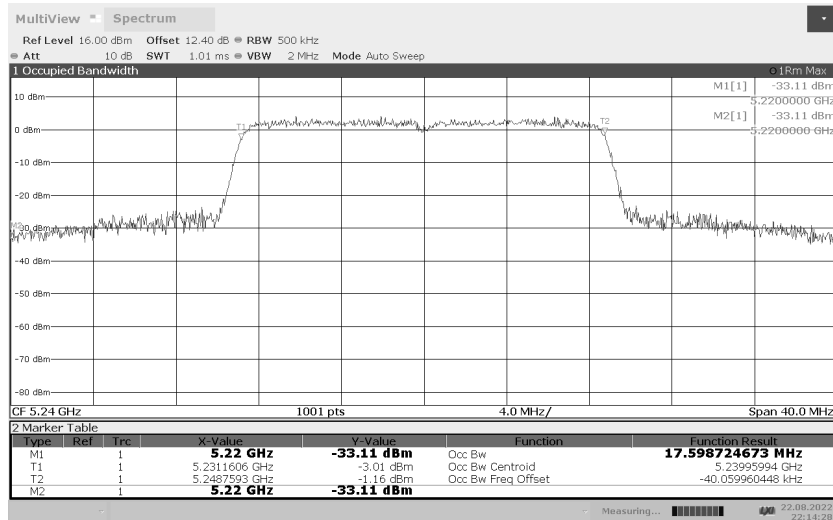
22:06:57 22.08.2022

99% Occupied  
Bandwidth  
802.11n 5220MHz



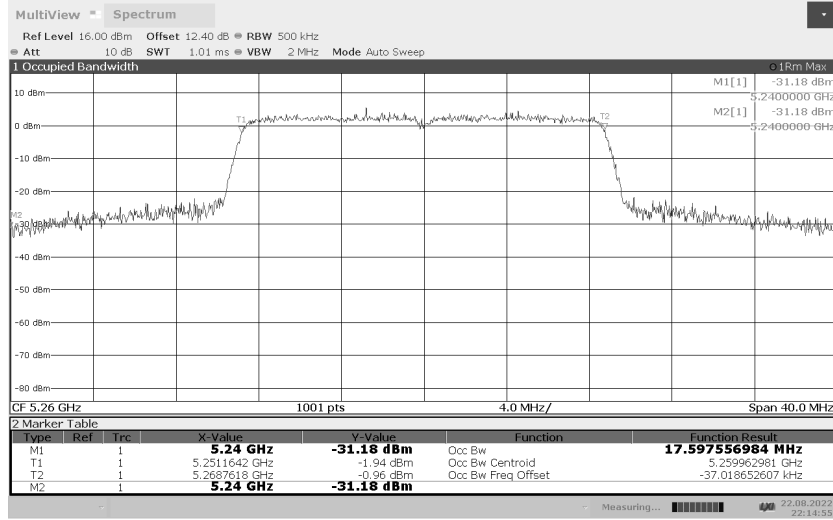
22:14:04 22.08.2022

99% Occupied  
Bandwidth  
802.11n 5240MHz

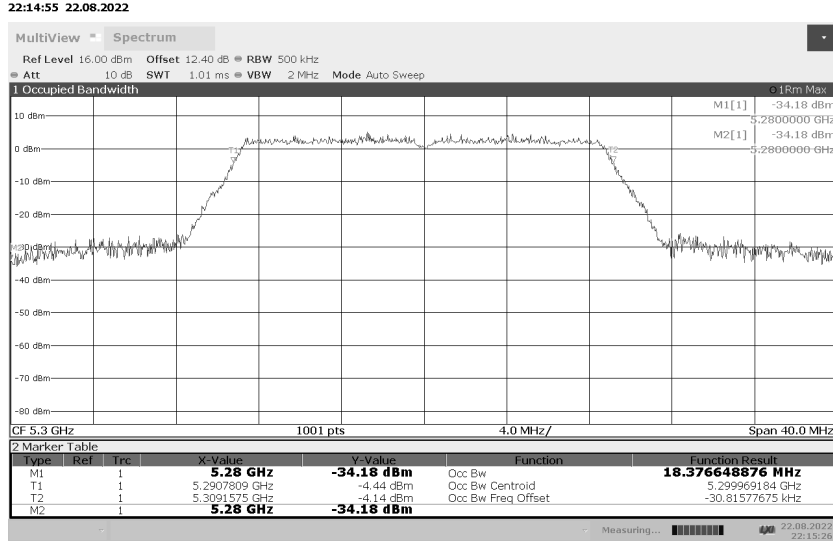


22:14:29 22.08.2022

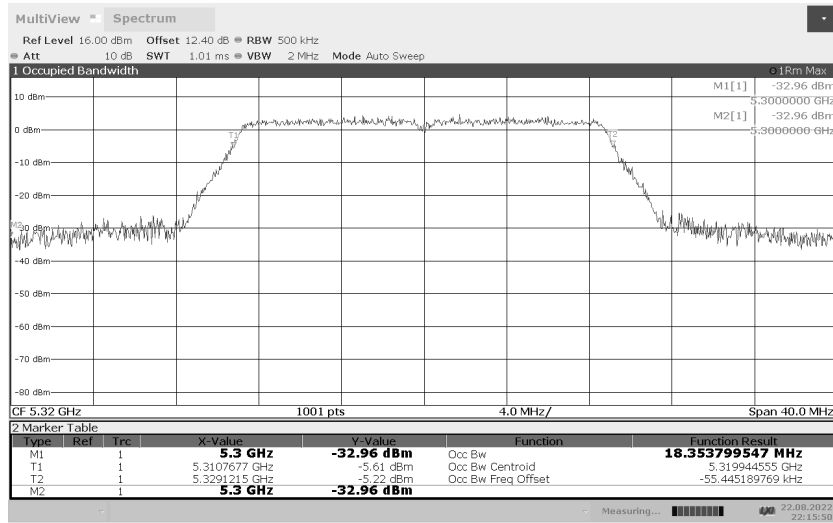
99% Occupied  
Bandwidth  
802.11n 5260MHz



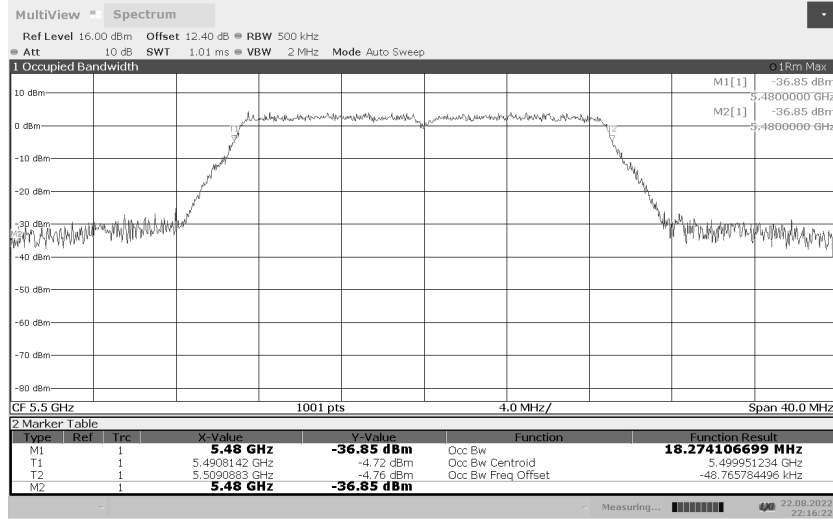
99% Occupied  
Bandwidth  
802.11n 5300MHz



99% Occupied  
Bandwidth  
802.11n 5320MHz

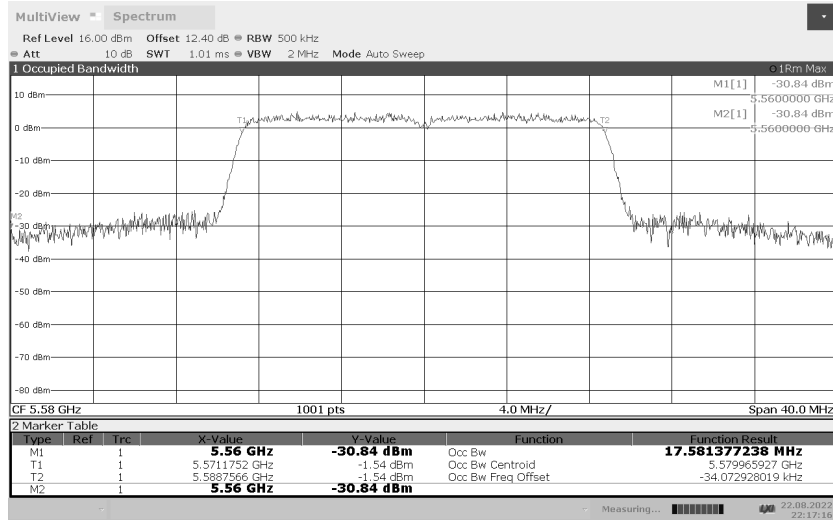


99% Occupied  
Bandwidth  
802.11n 5500MHz



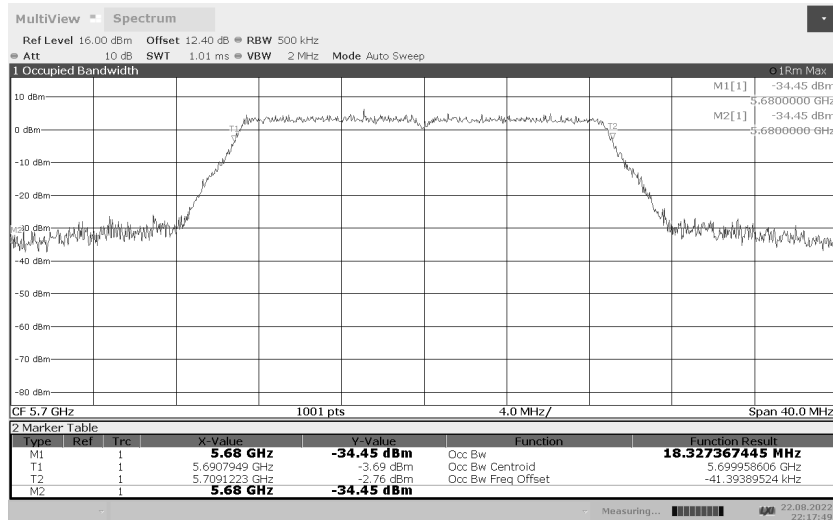
22:16:23 22.08.2022

99% Occupied  
Bandwidth  
802.11n 5580MHz



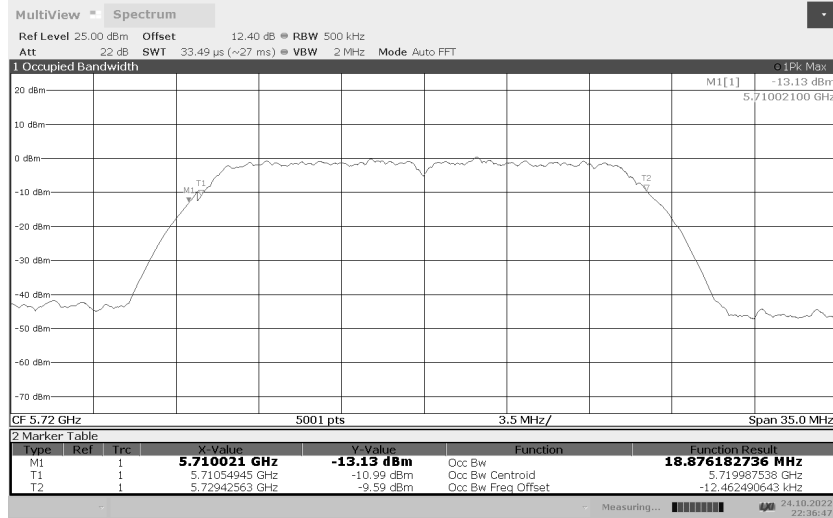
22:17:16 22.08.2022

99% Occupied  
Bandwidth  
802.11n 5700MHz

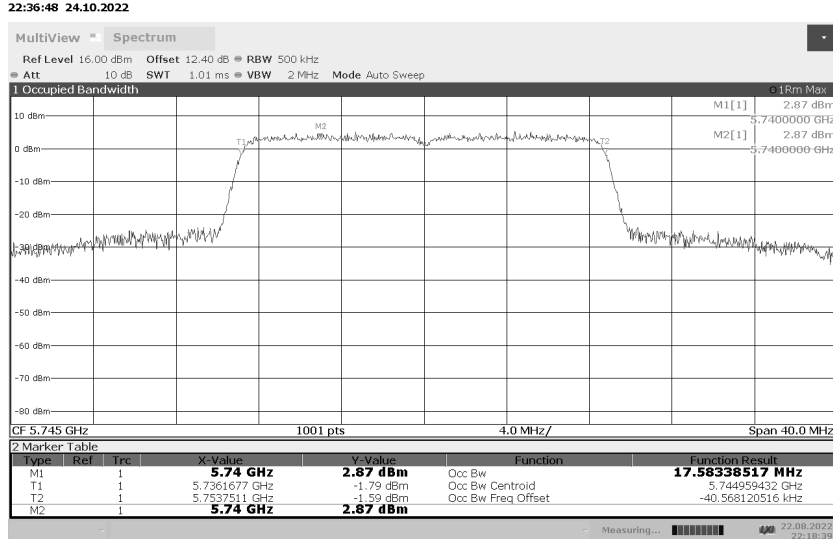


22:17:49 22.08.2022

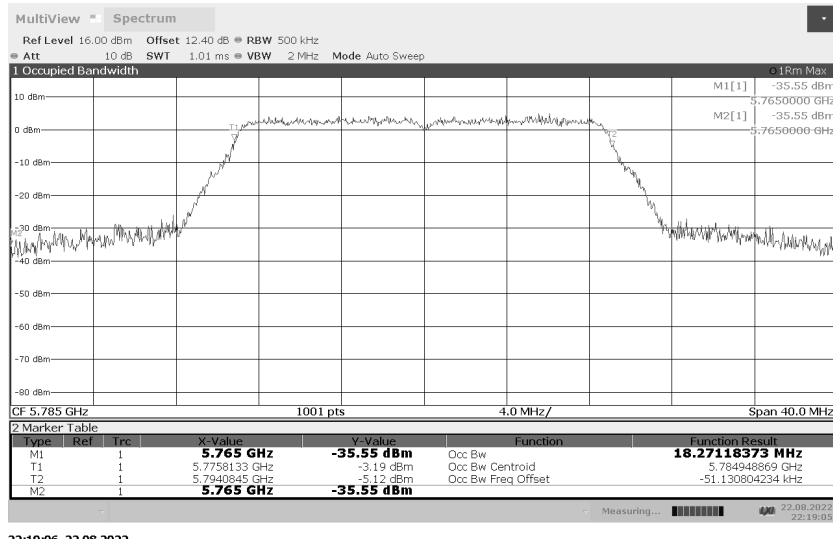
99% Occupied  
Bandwidth  
802.11n 5720MHz



99% Occupied  
Bandwidth  
802.11n 5745MHz

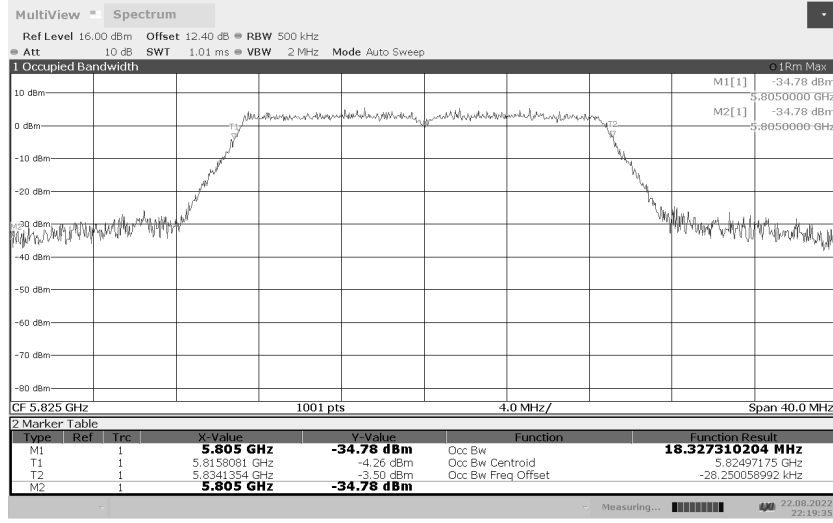


99% Occupied  
Bandwidth  
802.11n 5785MHz



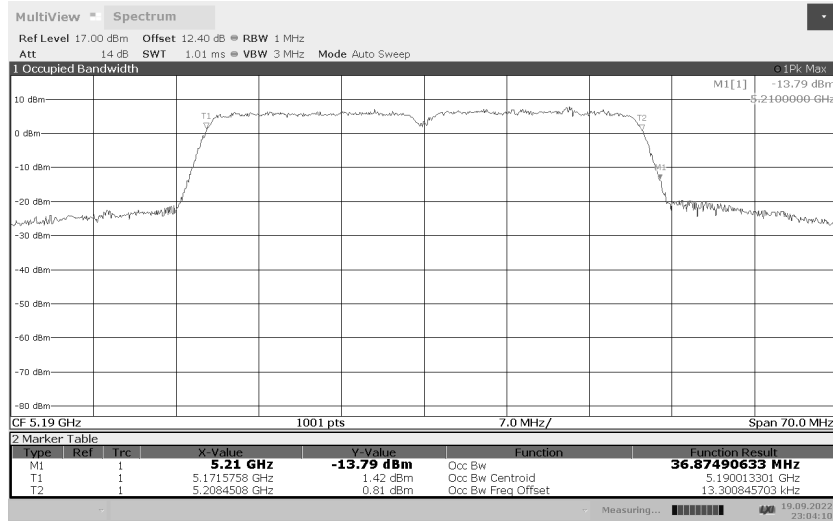


99% Occupied  
Bandwidth  
802.11n 5825MHz



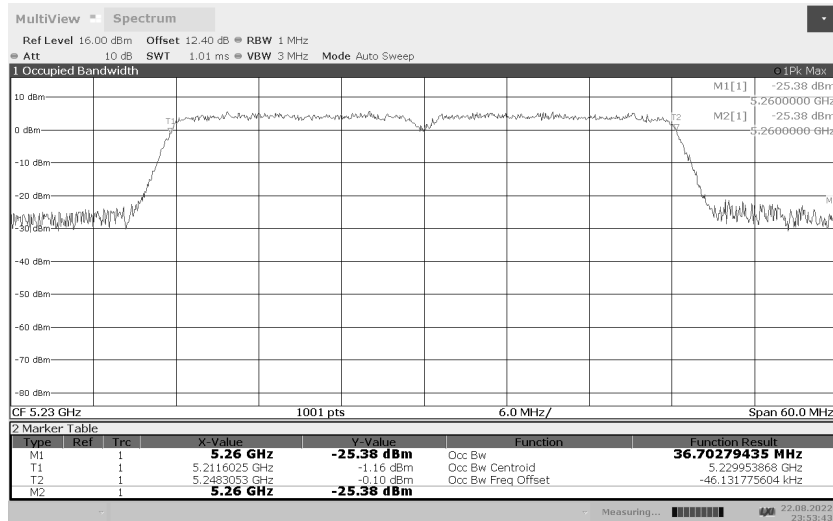
22:19:35 22.08.2022

99% Occupied  
Bandwidth  
802.11n 40MHz  
5190MHz



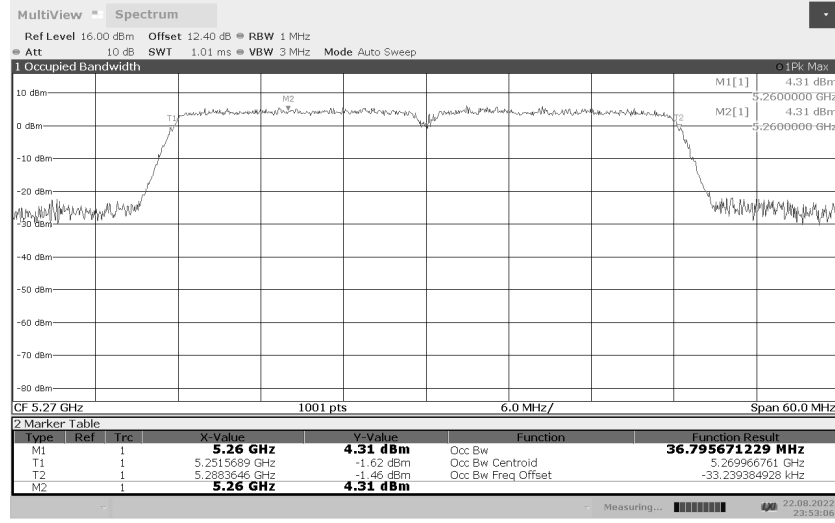
23:04:10 19.09.2022

99% Occupied  
Bandwidth  
802.11n 40MHz  
5230MHz



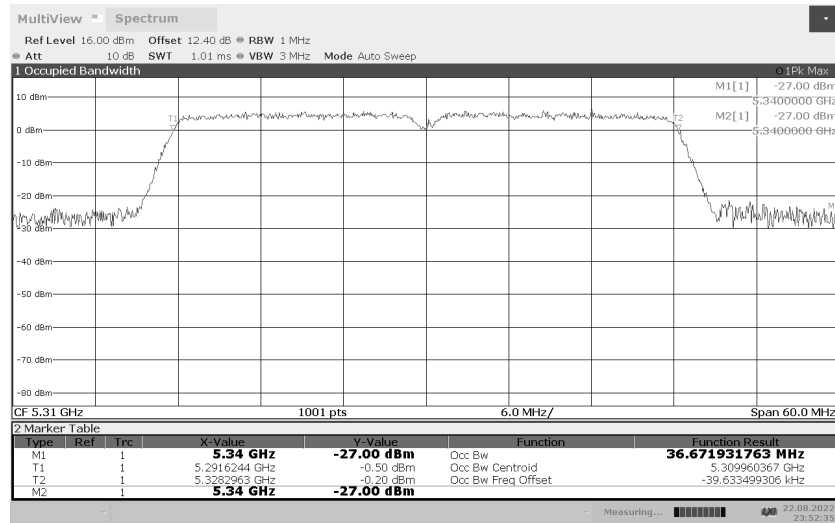
23:53:43 22.08.2022

99% Occupied  
Bandwidth  
802.11n 40MHz  
5270MHz



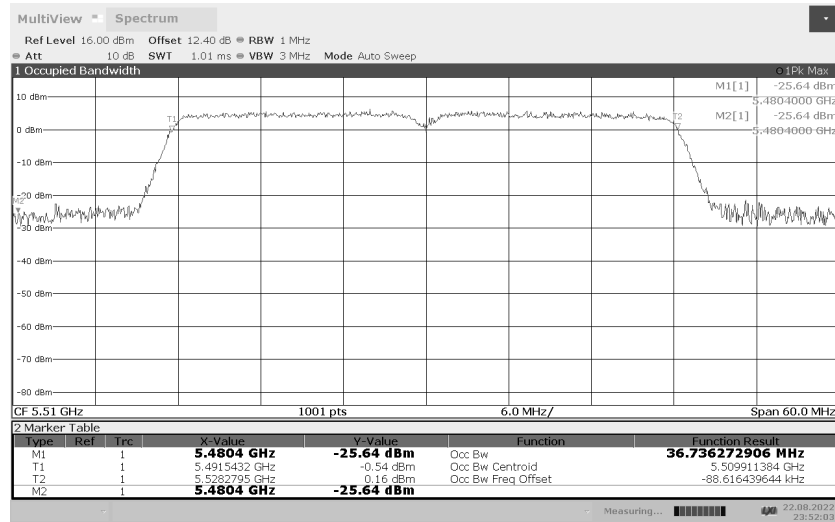
23:53:07 22.08.2022

99% Occupied  
Bandwidth  
802.11n 40MHz  
5310MHz



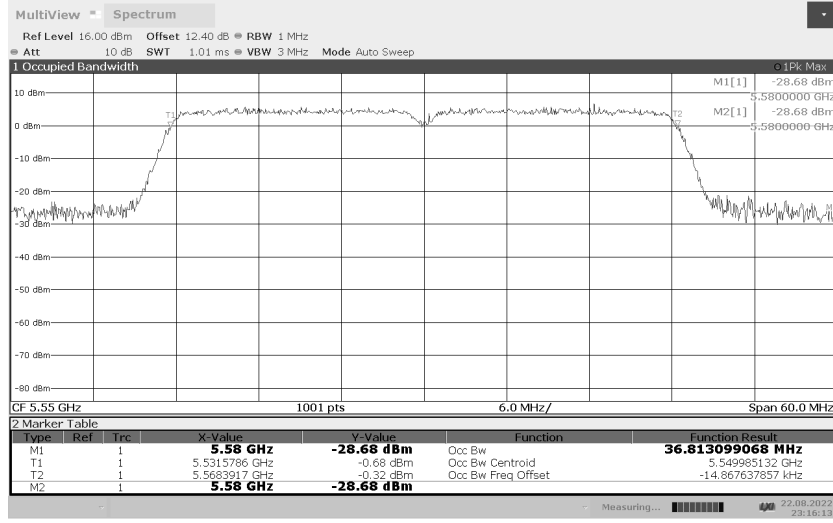
23:52:35 22.08.2022

99% Occupied  
Bandwidth  
802.11n 40MHz  
5510MHz



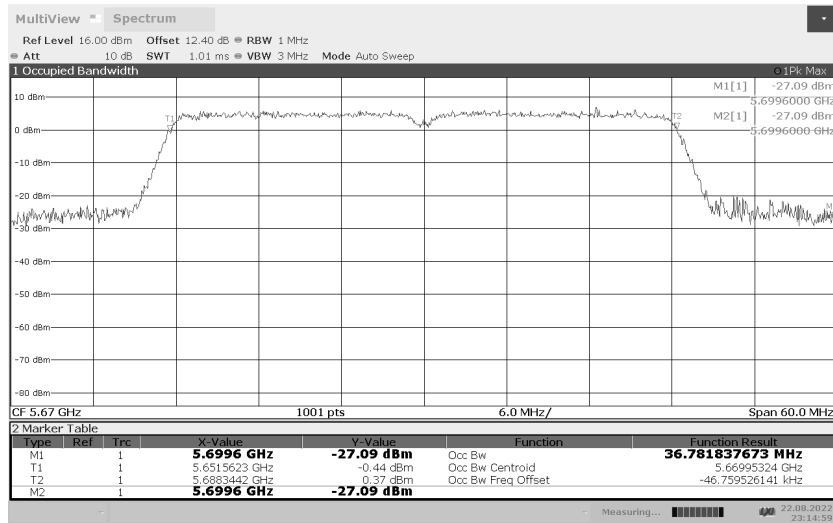
23:52:04 22.08.2022

99% Occupied  
Bandwidth  
802.11n 40MHz  
5550MHz



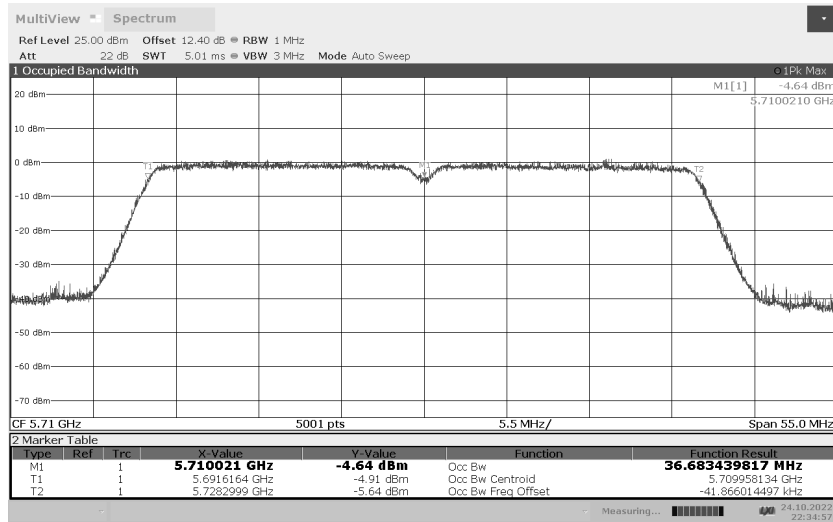
23:16:13 22.08.2022

99% Occupied  
Bandwidth  
802.11n 40MHz  
5670MHz



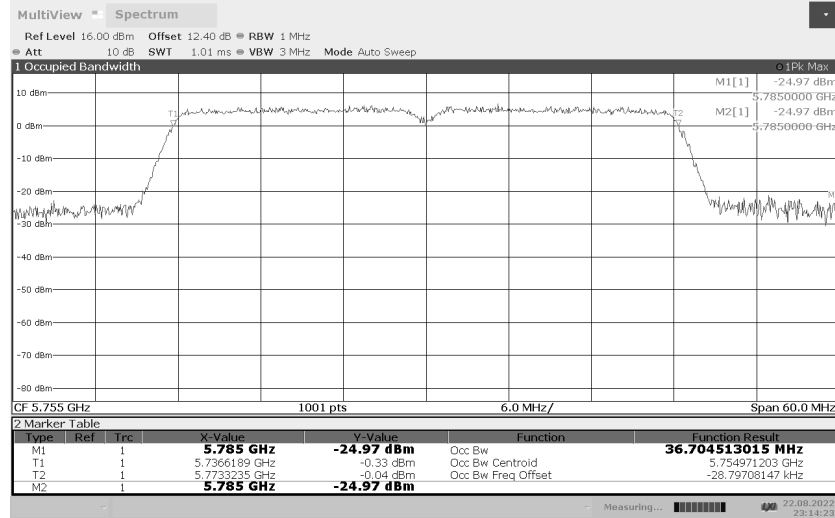
23:14:59 22.08.2022

99% Occupied  
Bandwidth  
802.11n 40MHz  
5710MHz



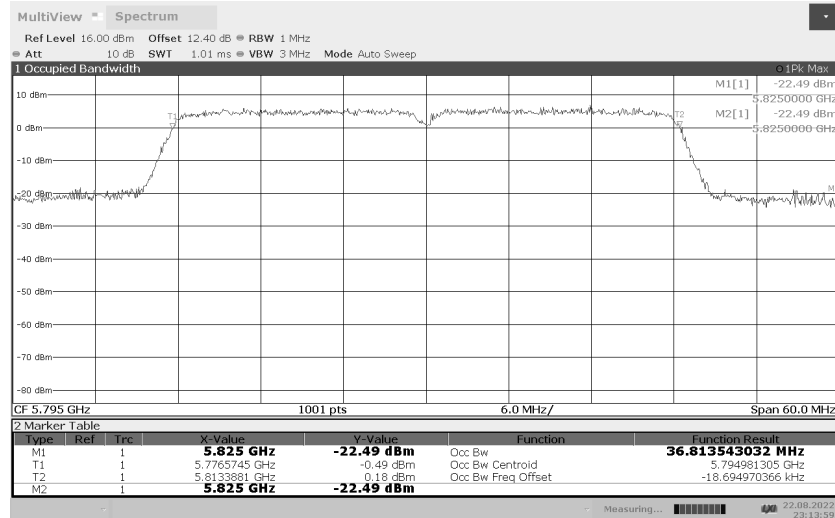
22:34:57 24.10.2022

99% Occupied  
Bandwidth  
802.11n 40MHz  
5755MHz



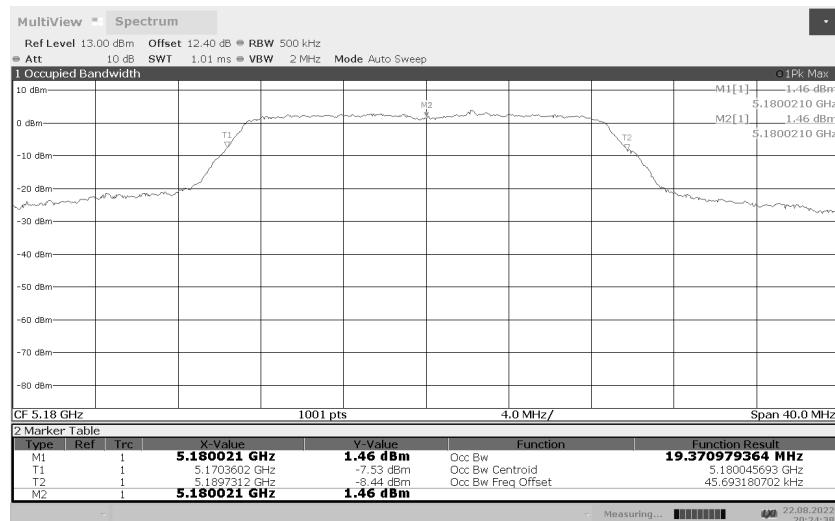
23:14:23 22.08.2022

Emission Occupied  
Bandwidth  
802.11n 40MHz  
5795MHz



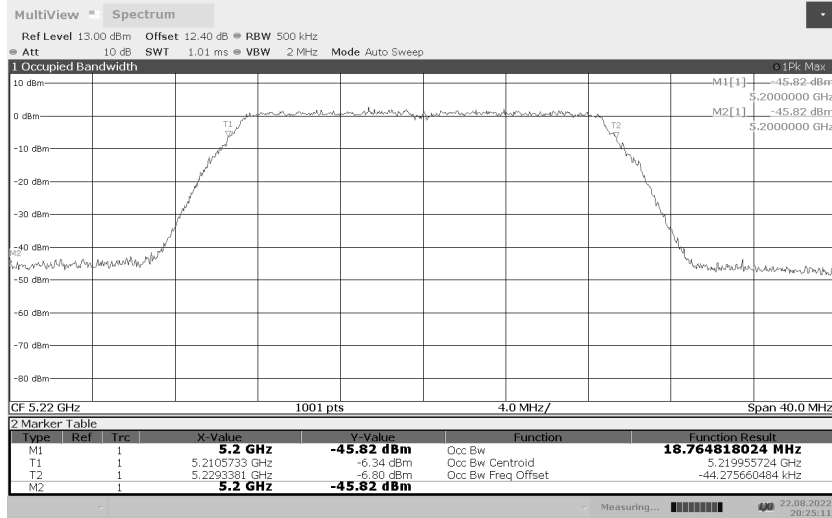
23:13:59 22.08.2022

Emission Occupied  
Bandwidth  
802.11ac 5180MHz



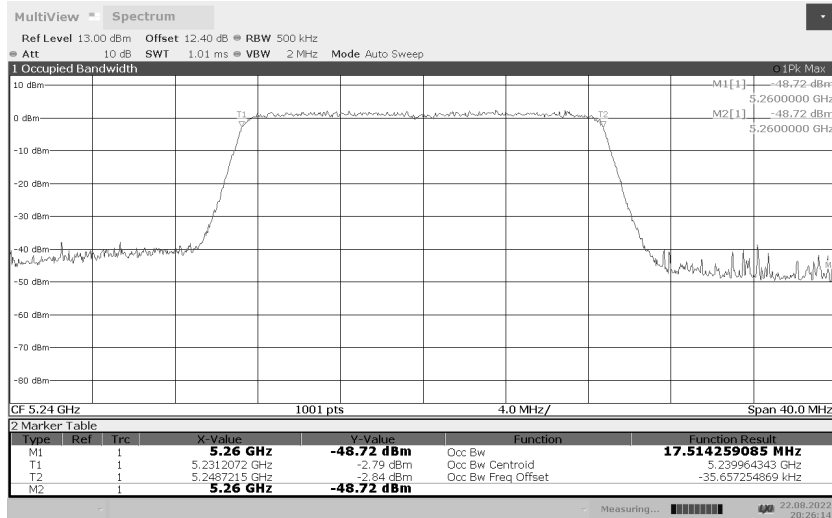
20:24:39 22.08.2022

Emission Occupied  
Bandwidth  
802.11ac 5220MHz



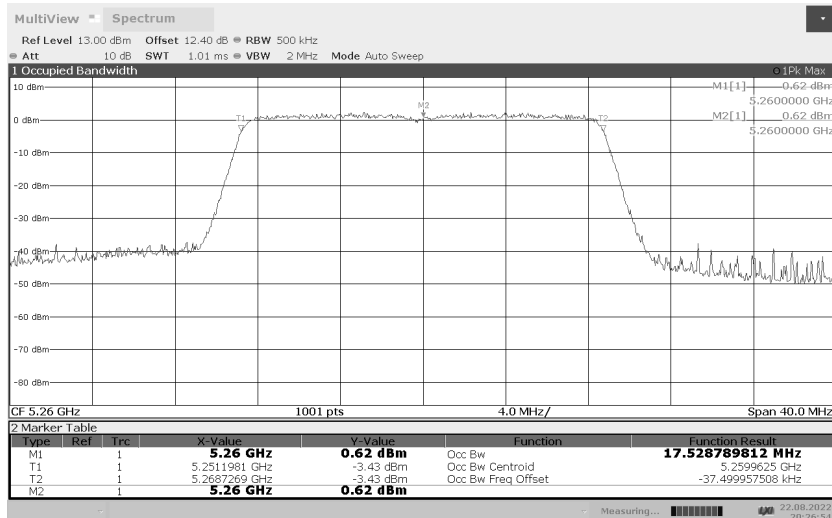
20:25:11 22.08.2022

Emission Occupied  
Bandwidth  
802.11ac 5240MHz



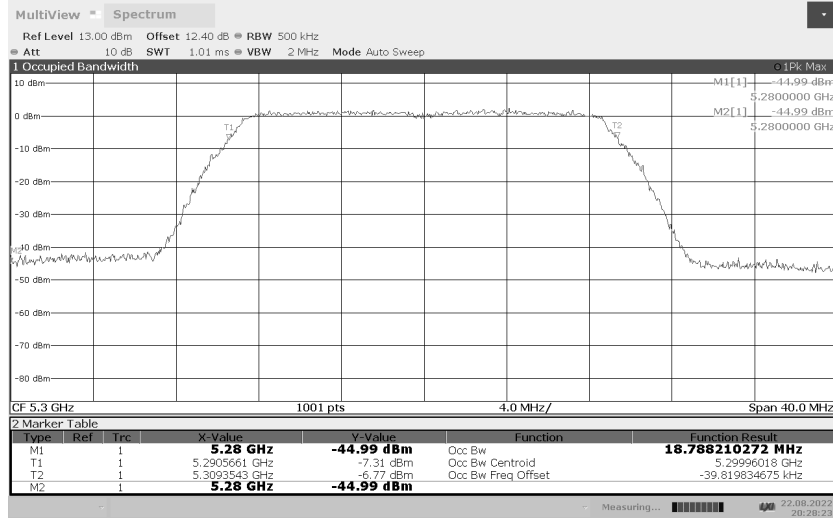
20:26:14 22.08.2022

99% Occupied  
Bandwidth  
802.11ac 5260MHz



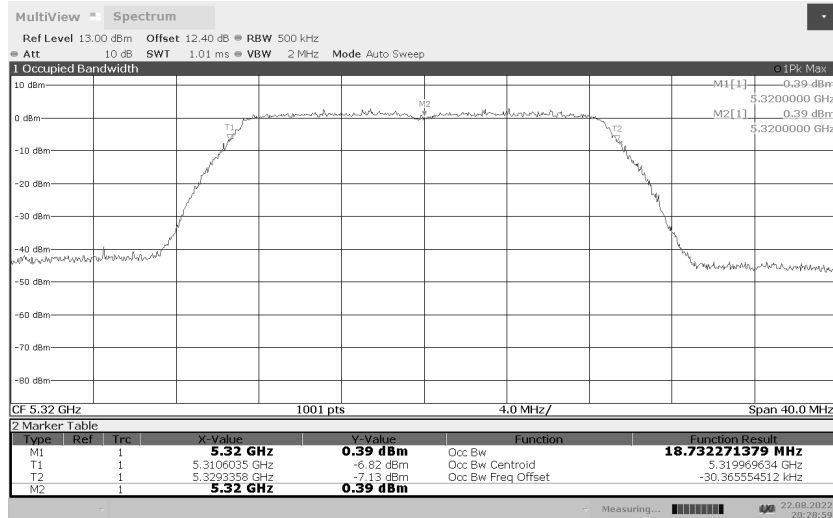
20:26:55 22.08.2022

99% Occupied  
Bandwidth  
802.11ac 5300MHz



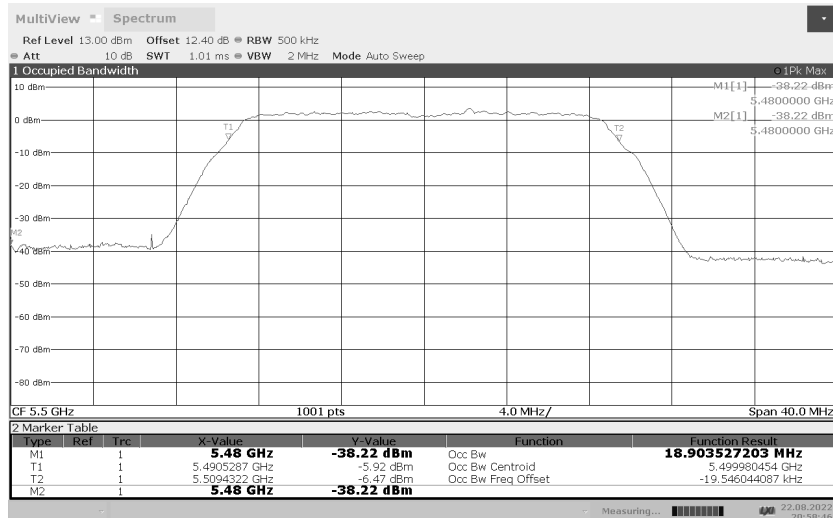
20:28:24 22.08.2022

99% Occupied  
Bandwidth  
802.11ac 5320MHz



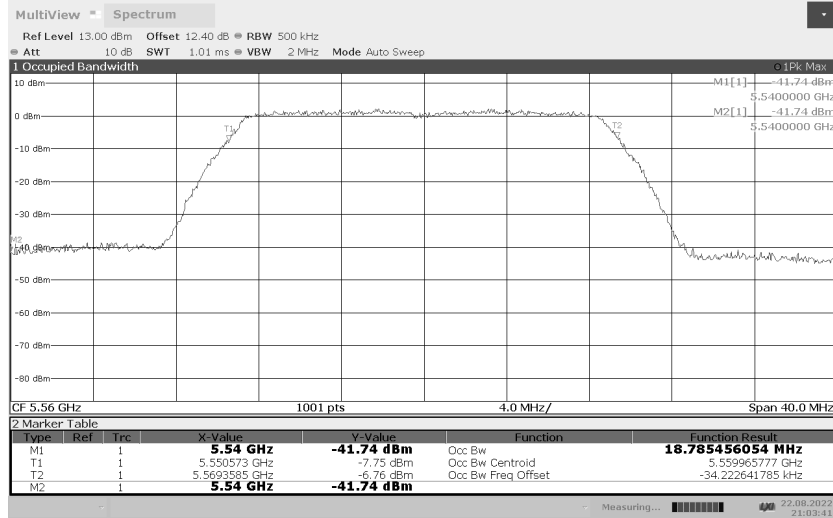
20:28:59 22.08.2022

99% Occupied  
Bandwidth  
802.11ac 5500MHz



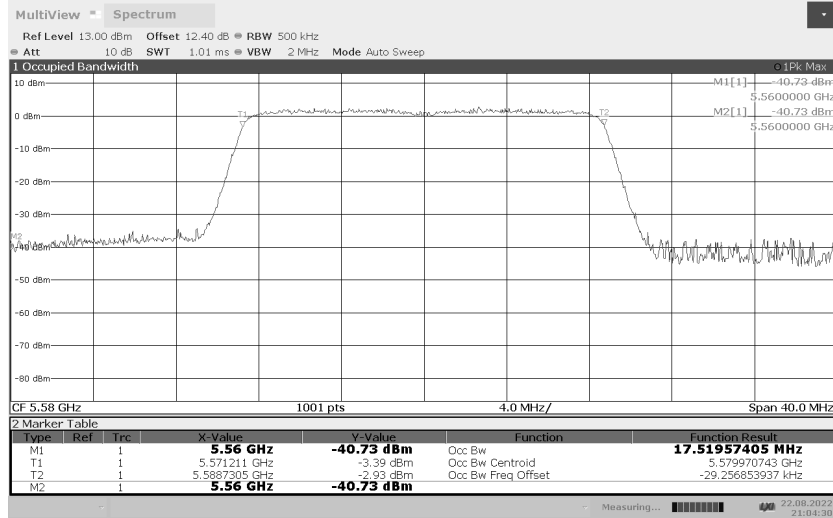
20:58:46 22.08.2022

99% Occupied  
Bandwidth  
802.11ac 5580MHz



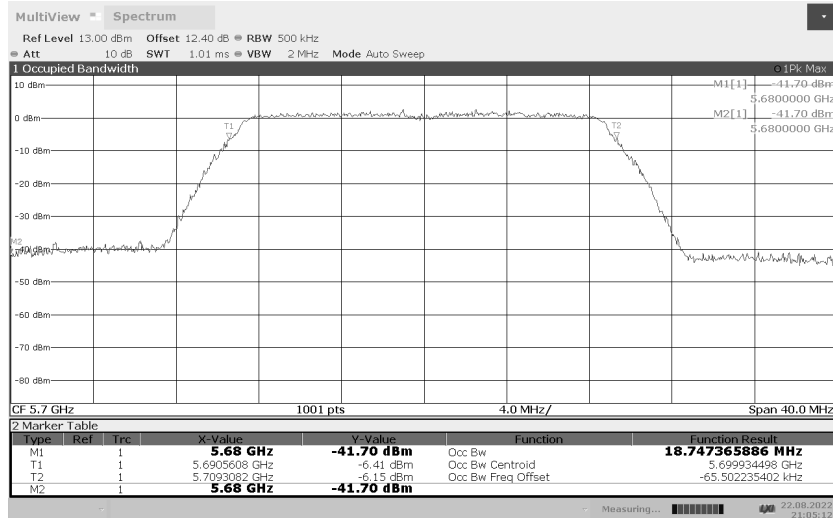
21:03:41 22.08.2022

99% Occupied  
Bandwidth  
802.11ac 5580MHz



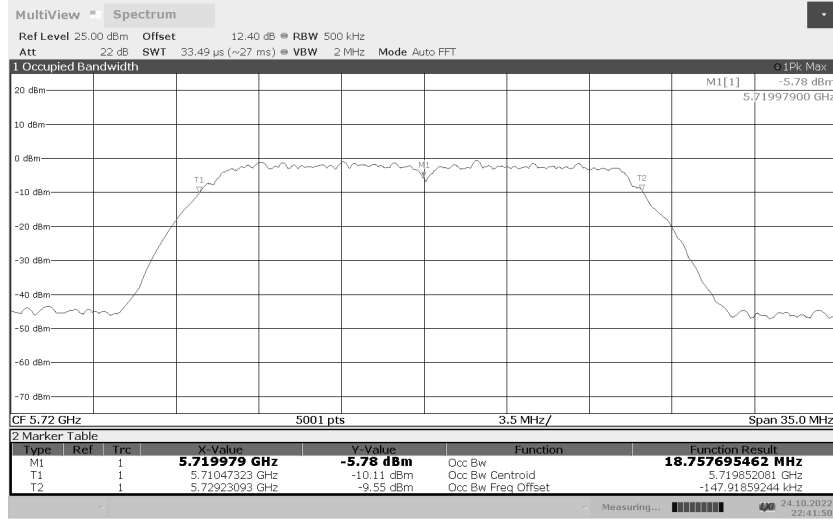
21:04:31 22.08.2022

99% Occupied  
Bandwidth  
802.11ac 5700MHz



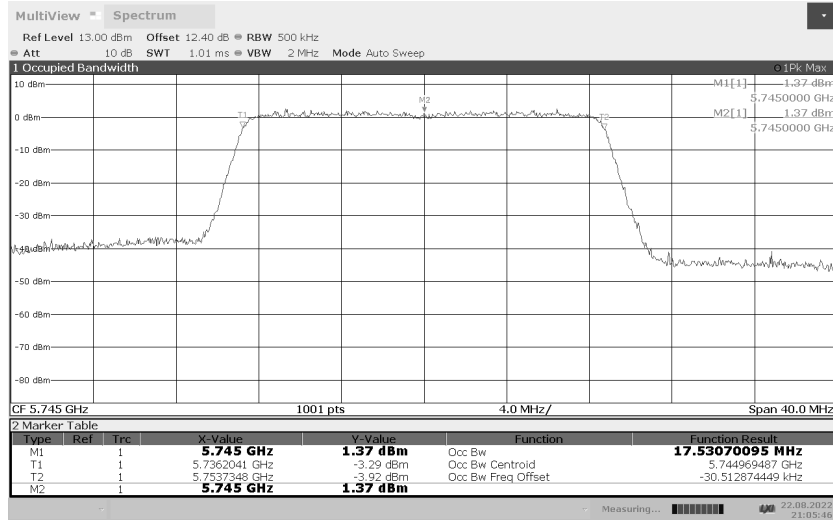
21:05:13 22.08.2022

99% Occupied  
Bandwidth  
802.11ac 5720MHz



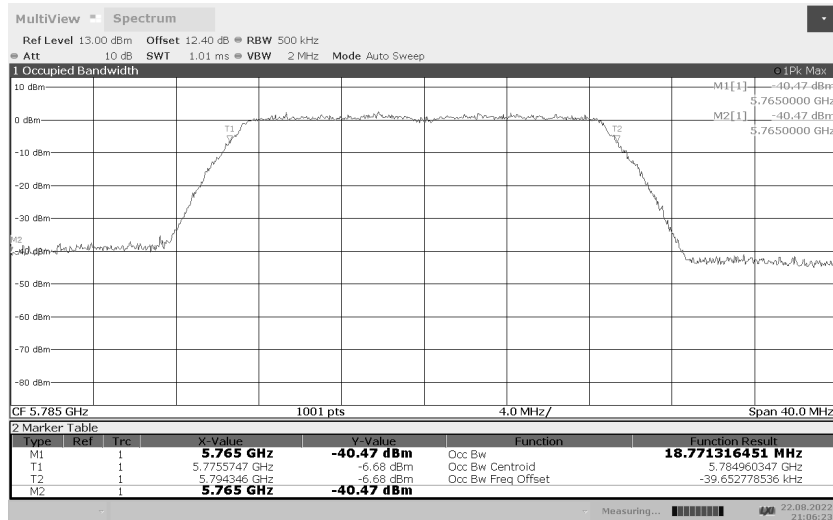
22:41:50 24.10.2022

99% Occupied  
Bandwidth  
802.11ac 5745MHz



21:05:47 22.08.2022

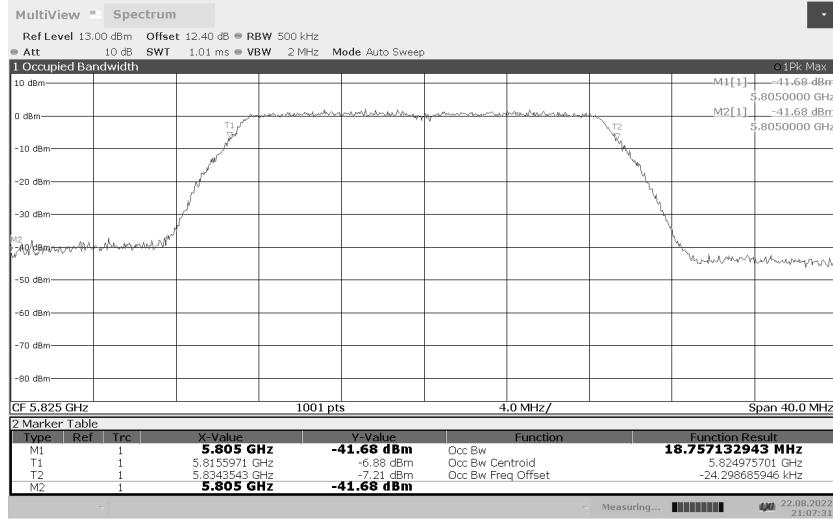
99% Occupied  
Bandwidth  
802.11ac 5785MHz



21:06:23 22.08.2022

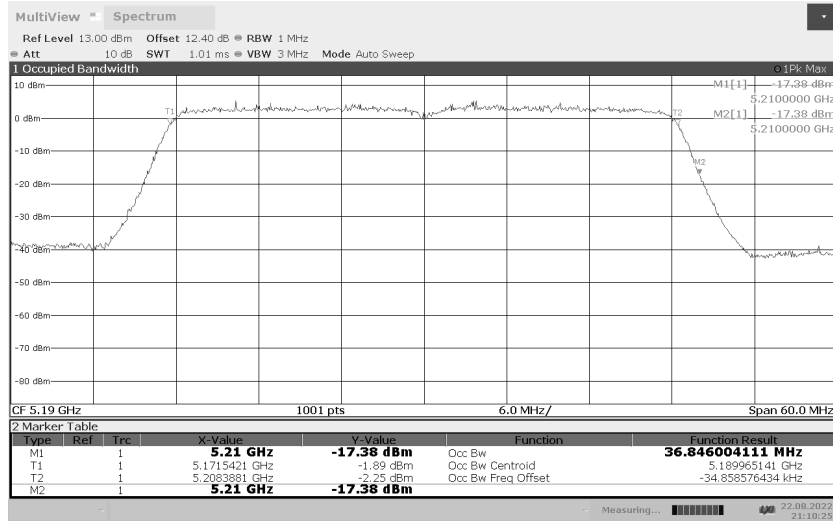


99% Occupied  
Bandwidth  
802.11ac 5825MHz



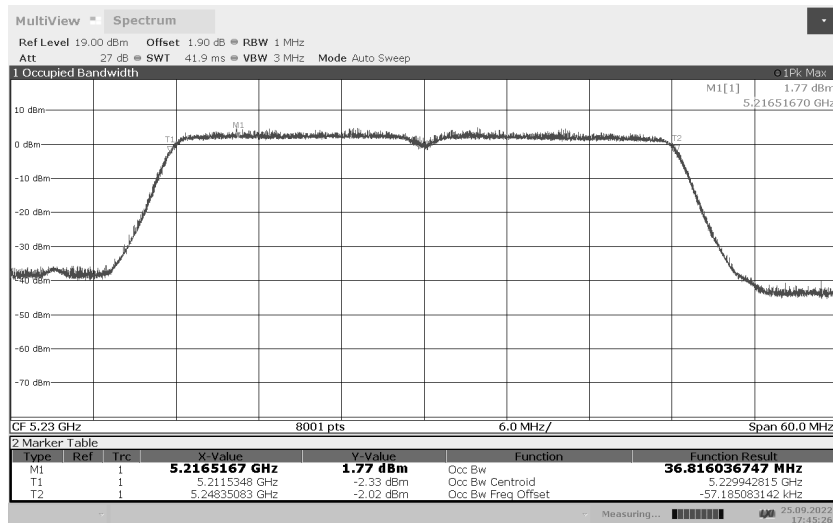
21:07:31 22.08.2022

99% Occupied  
Bandwidth  
802.11ac 40MHz  
5190MHz



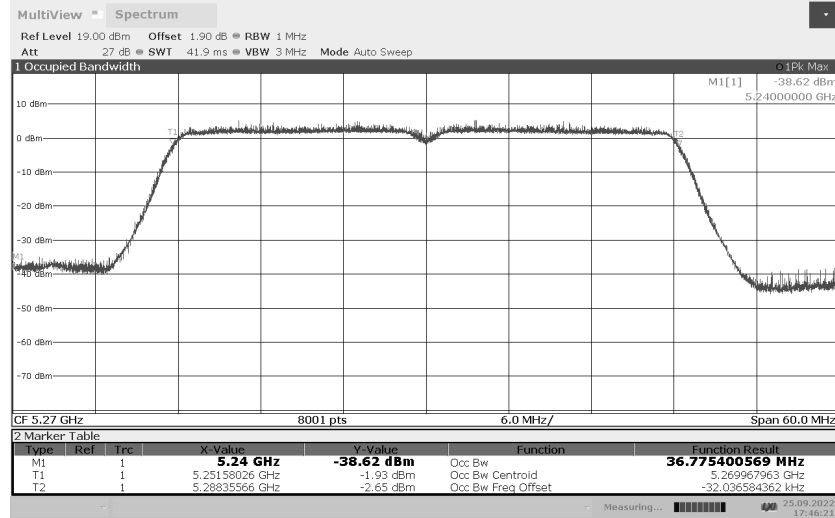
21:10:26 22.08.2022

99% Occupied  
Bandwidth  
802.11ac 40MHz  
5230MHz



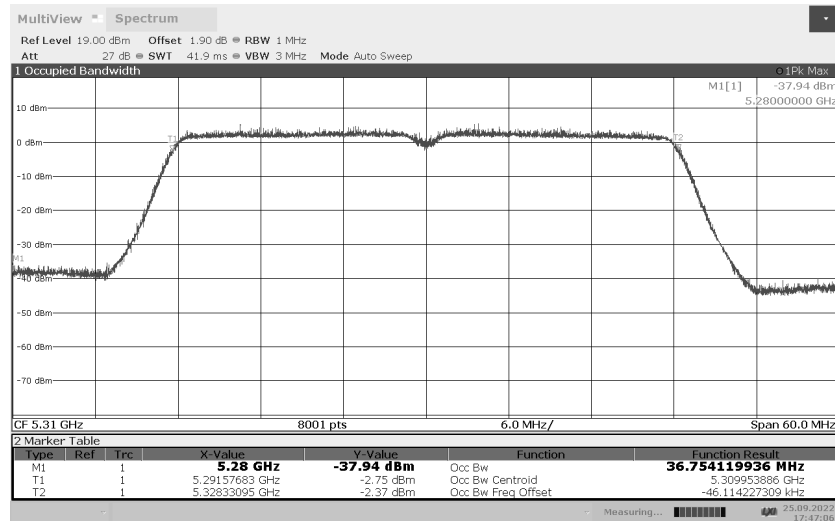
17:45:27 25.09.2022

99% Occupied  
Bandwidth  
802.11ac 40MHz  
5270MHz



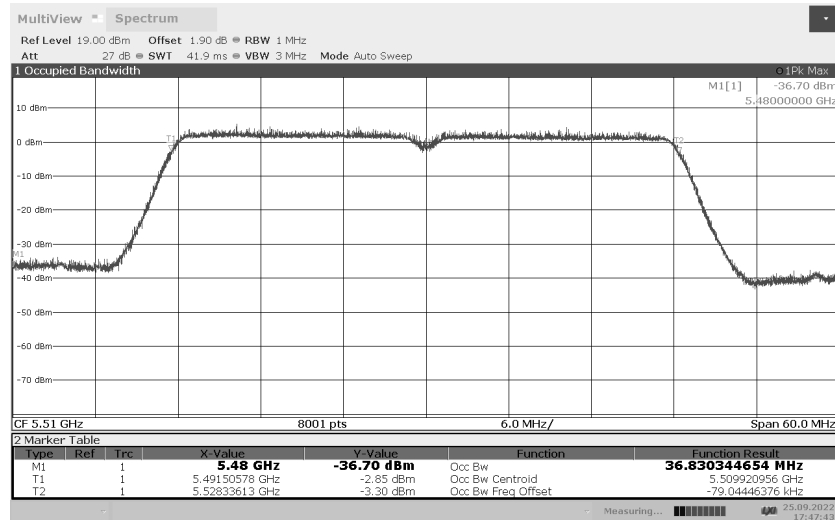
17:46:22 25.09.2022

99% Occupied  
Bandwidth  
802.11ac 40MHz  
5310MHz



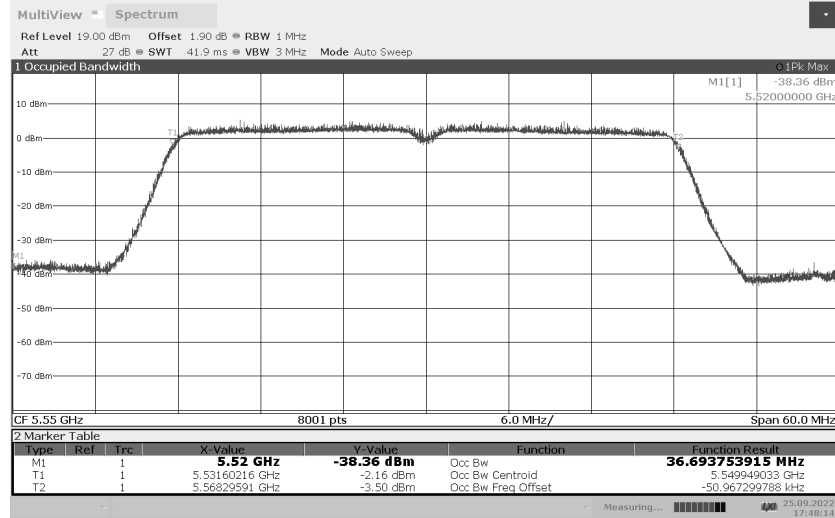
17:47:07 25.09.2022

99% Occupied  
Bandwidth  
802.11ac 40MHz  
5510MHz



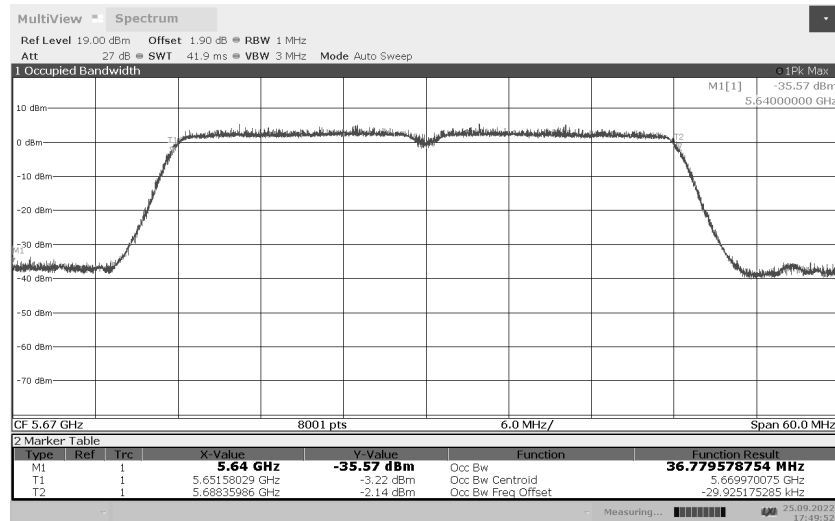
17:47:44 25.09.2022

99% Occupied  
Bandwidth  
802.11ac 40MHz  
5550MHz



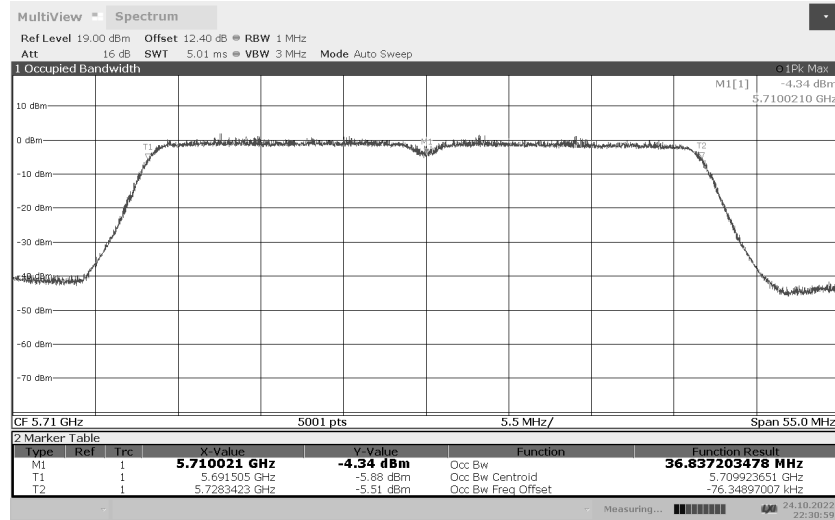
17:48:14 25.09.2022

99% Occupied  
Bandwidth  
802.11ac 40MHz  
5670MHz



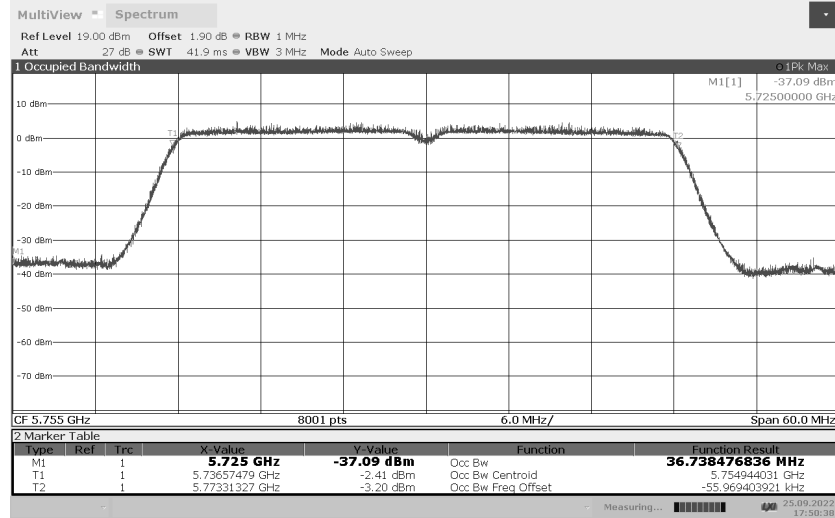
17:49:53 25.09.2022

99% Occupied  
Bandwidth  
802.11ac 40MHz  
5710MHz



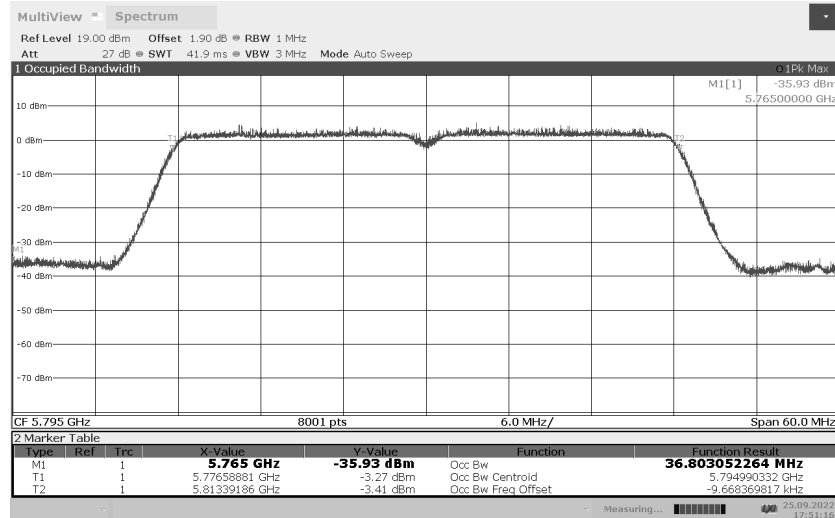
22:30:59 24.10.2022

99% Occupied  
Bandwidth  
802.11ac 40MHz  
5755MHz



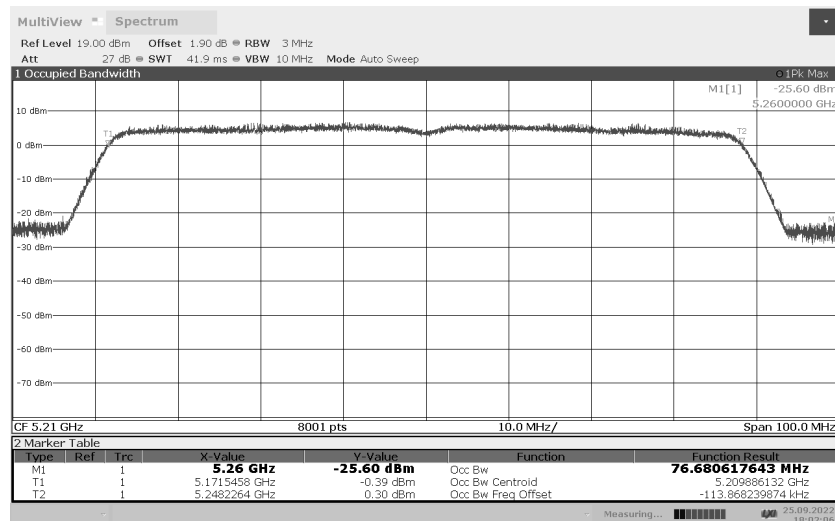
17:50:38 25.09.2022

99% Occupied  
Bandwidth  
802.11ac 40MHz  
5795MHz



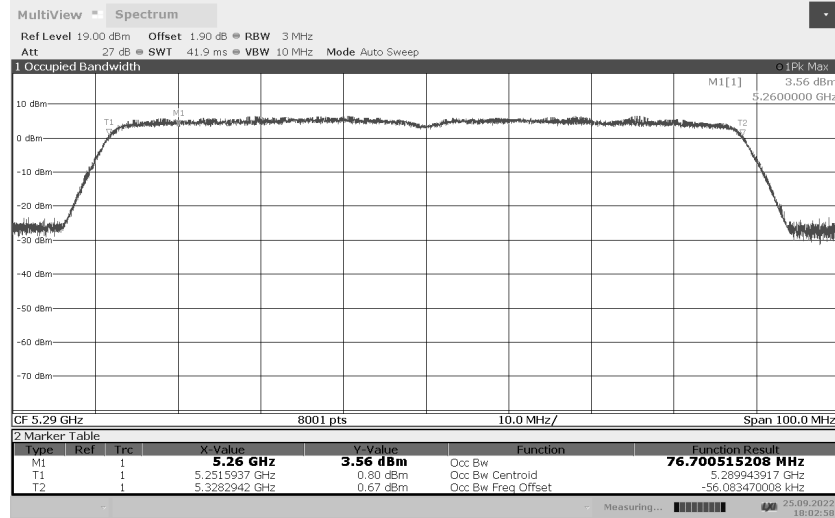
17:51:17 25.09.2022

99% Occupied  
Bandwidth  
802.11ac 80MHz  
5210MHz



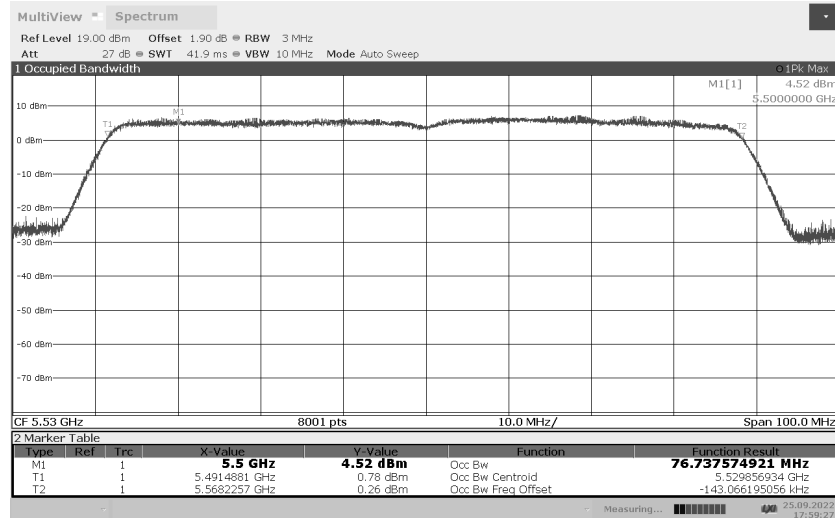
18:02:07 25.09.2022

99% Occupied  
Bandwidth  
802.11ac 80MHz  
5290MHz



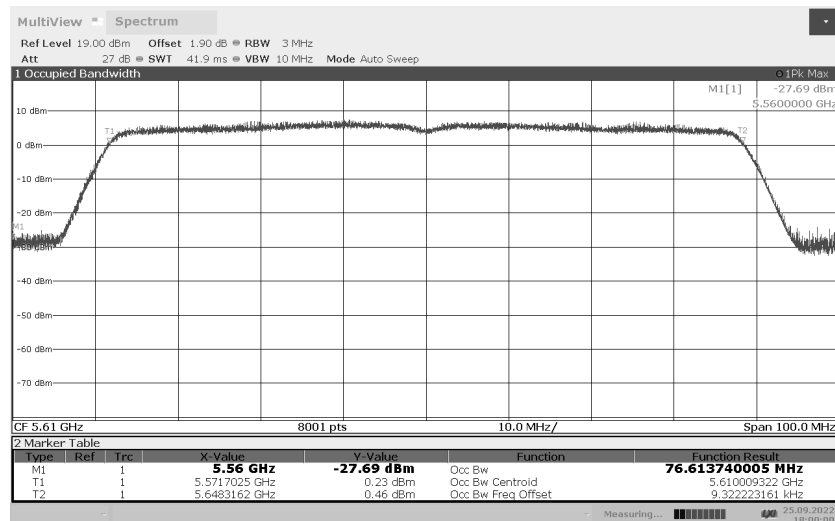
18:02:58 25.09.2022

99% Occupied  
Bandwidth  
802.11ac 80MHz  
5530MHz



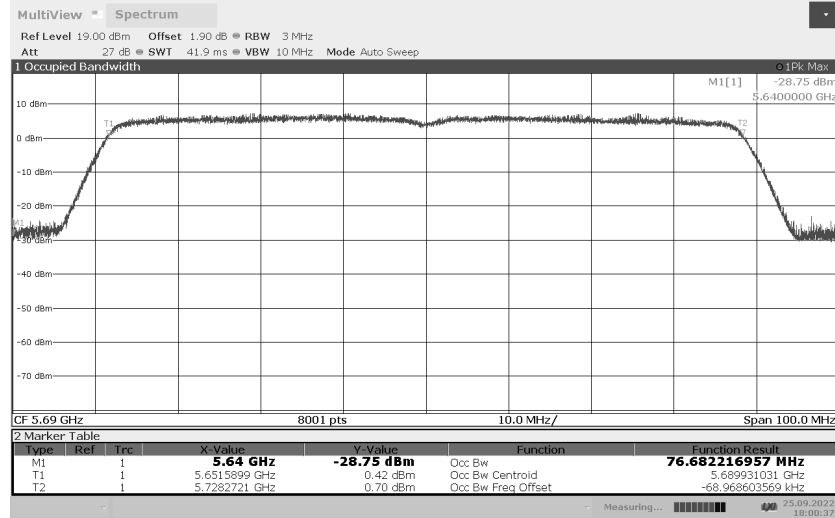
17:59:28 25.09.2022

99% Occupied  
Bandwidth  
802.11ac 80MHz  
5610MHz

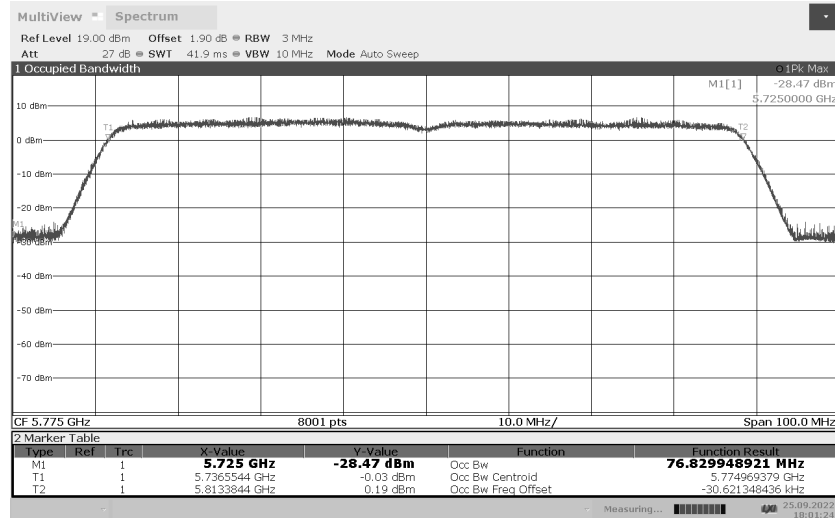


18:00:00 25.09.2022

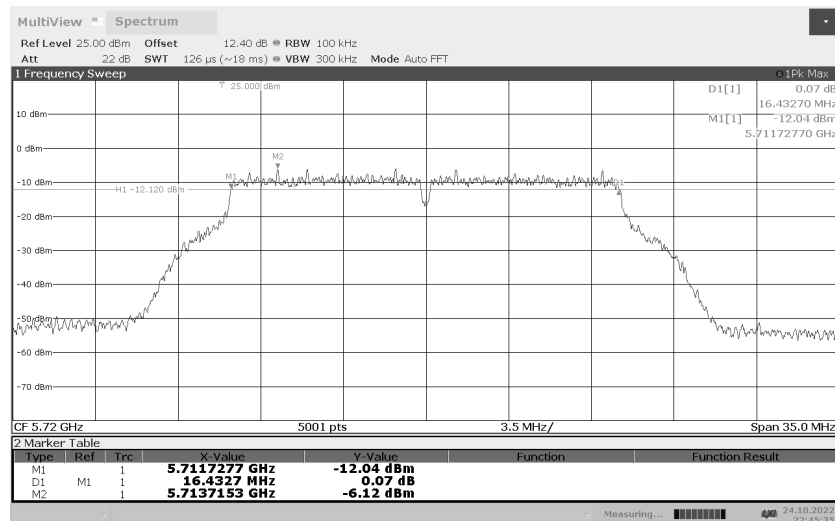
99% Occupied  
Bandwidth  
802.11ac 80MHz  
5690MHz



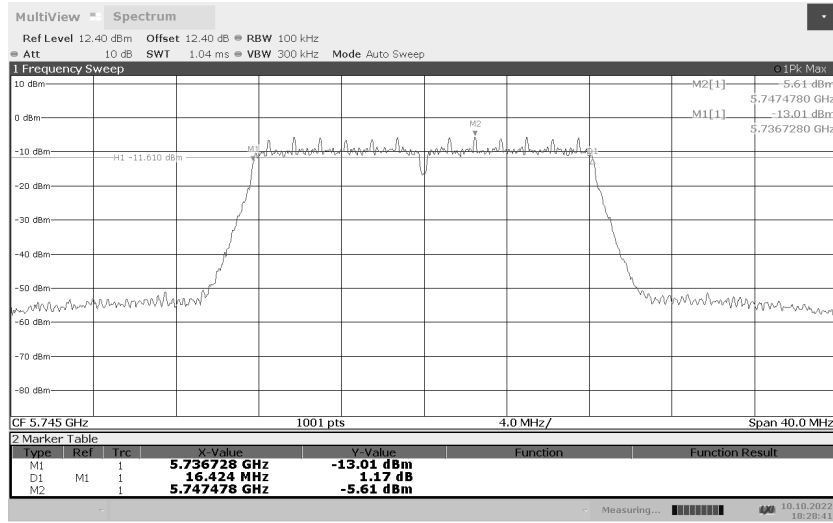
99% Occupied  
Bandwidth  
802.11ac 80MHz  
5775MHz



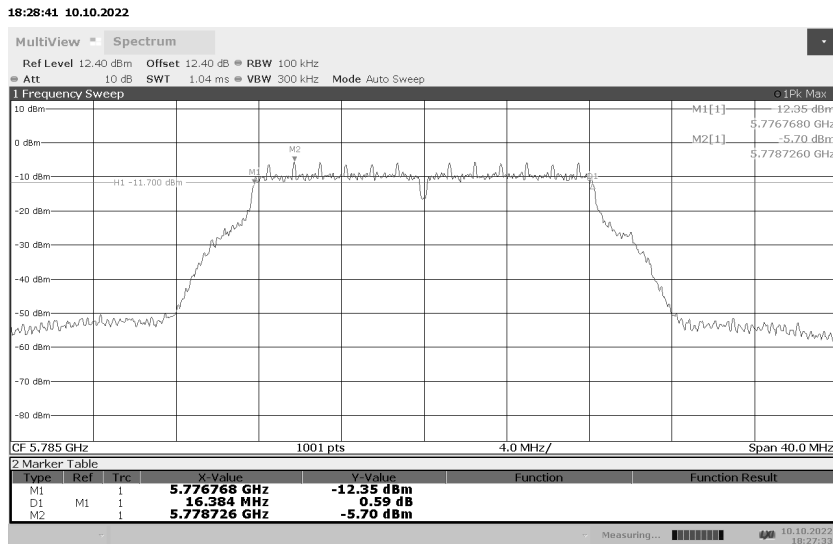
-6dB Occupied  
Bandwidth  
802.11a 5720MHz



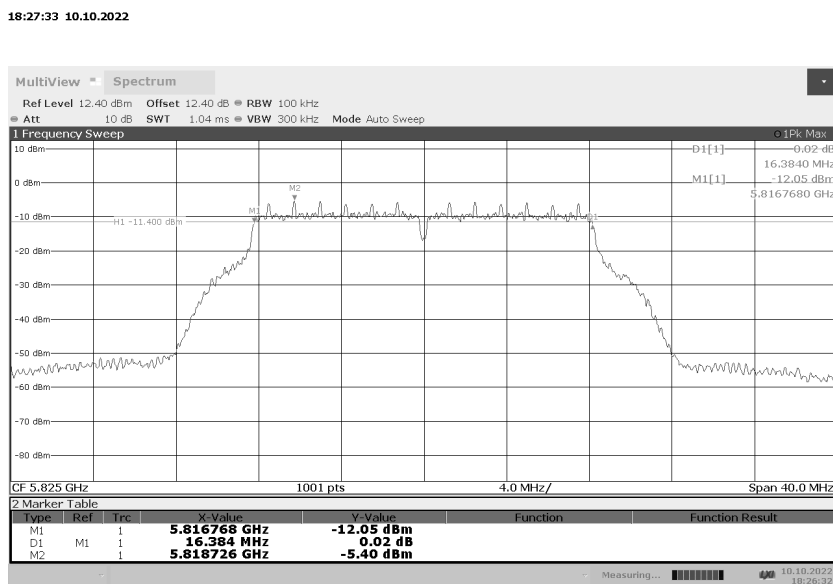
-6dB Occupied  
Bandwidth  
802.11a 5745MHz



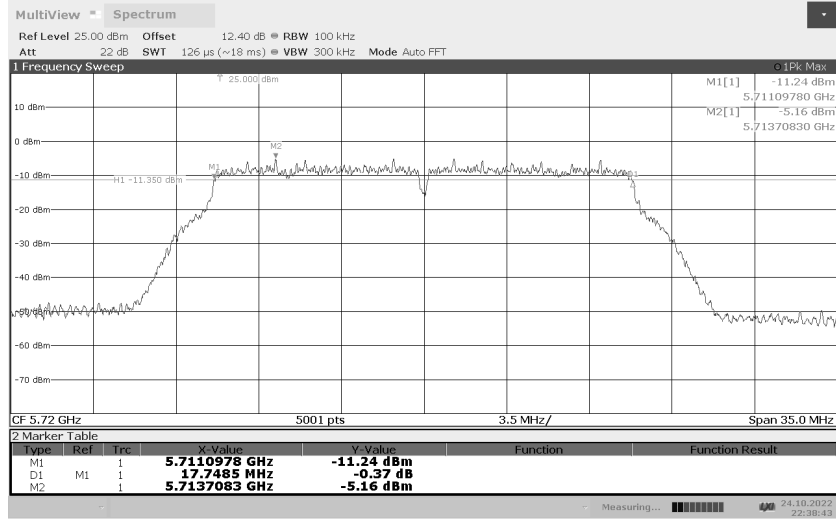
-6dB Occupied  
Bandwidth  
802.11a 5785MHz



-6dB Occupied  
Bandwidth  
802.11a 5825MHz

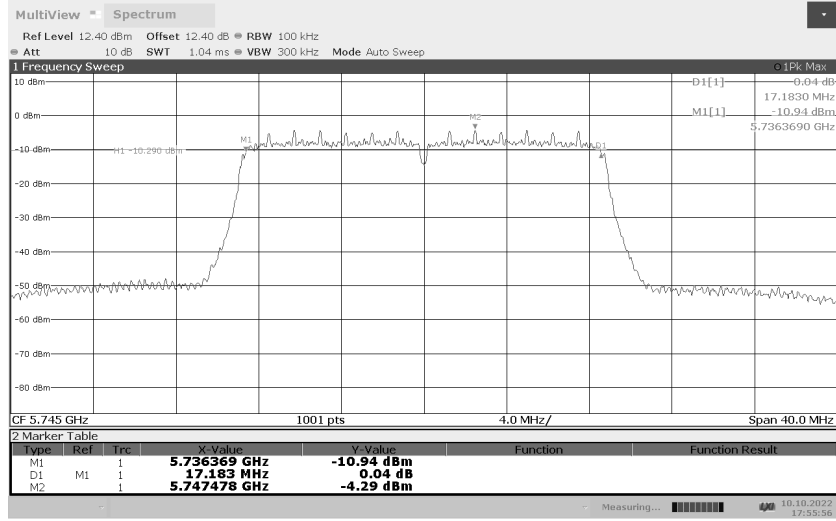


-6dB Occupied  
Bandwidth  
802.11n 5720MHz



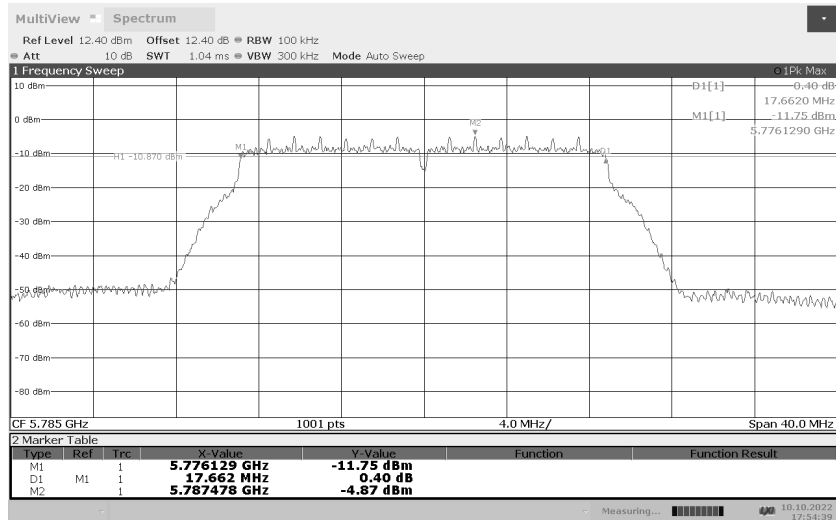
22:38:44 24.10.2022

-6dB Occupied  
Bandwidth  
802.11n 5745MHz



17:55:57 10.10.2022

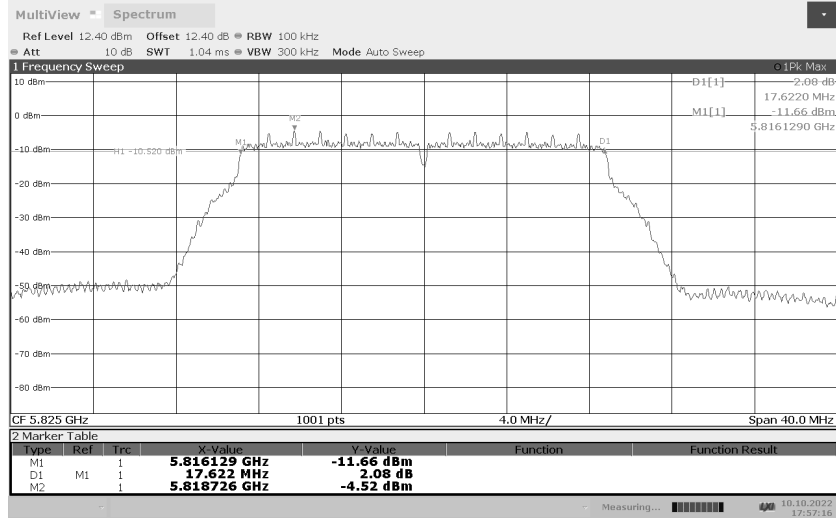
-6dB Occupied  
Bandwidth  
802.11n 5785MHz



17:54:40 10.10.2022

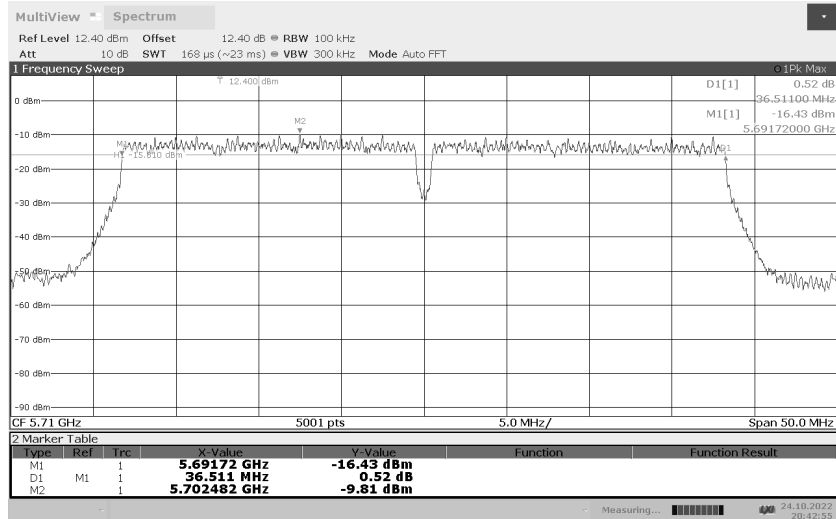


-6dB Occupied  
Bandwidth  
802.11n 5825MHz



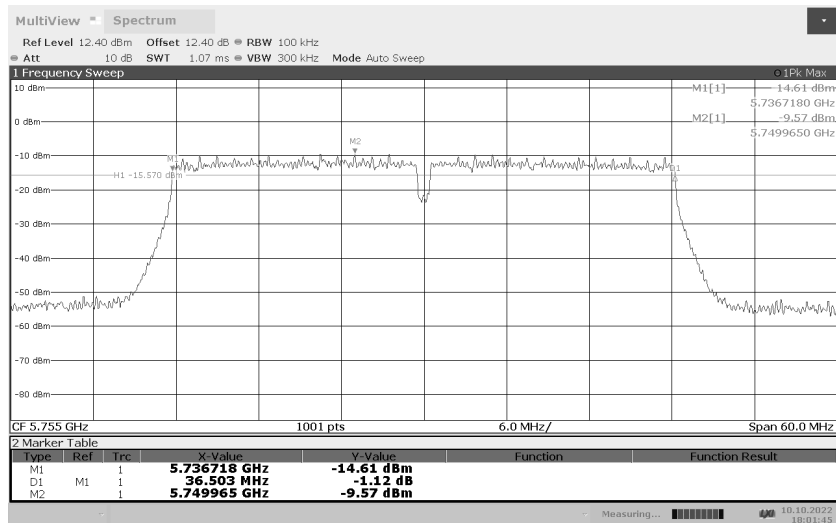
17:57:16 10.10.2022

-6dB Occupied  
Bandwidth  
802.11n 40MHz BW  
5710MHz



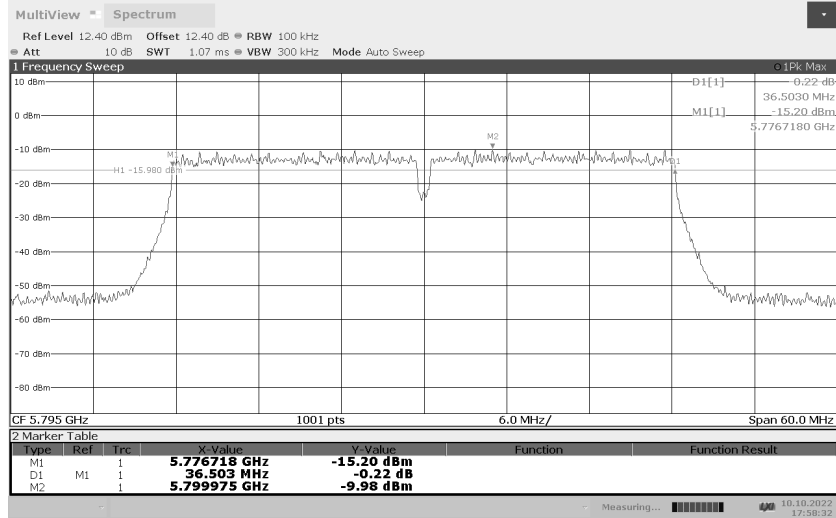
20:42:55 24.10.2022

-6dB Occupied  
Bandwidth  
802.11n 40MHz BW  
5755MHz



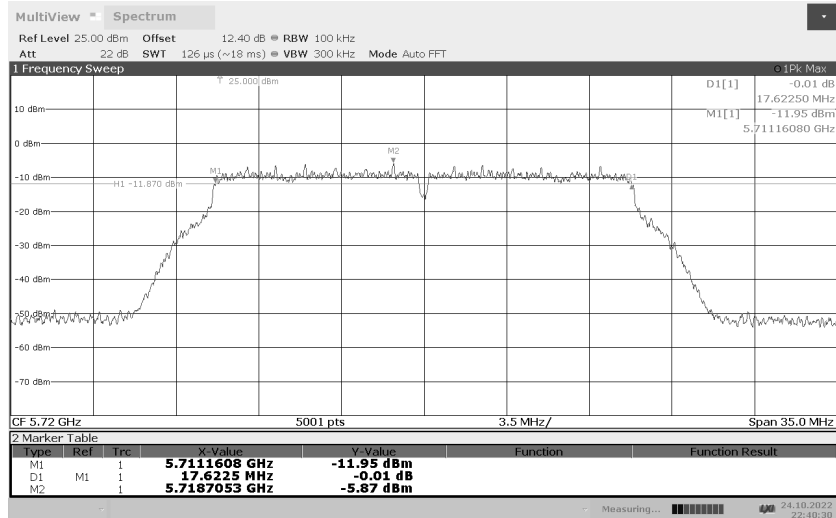
18:01:46 10.10.2022

-6dB Occupied  
Bandwidth  
802.11n 40MHz BW  
5795MHz



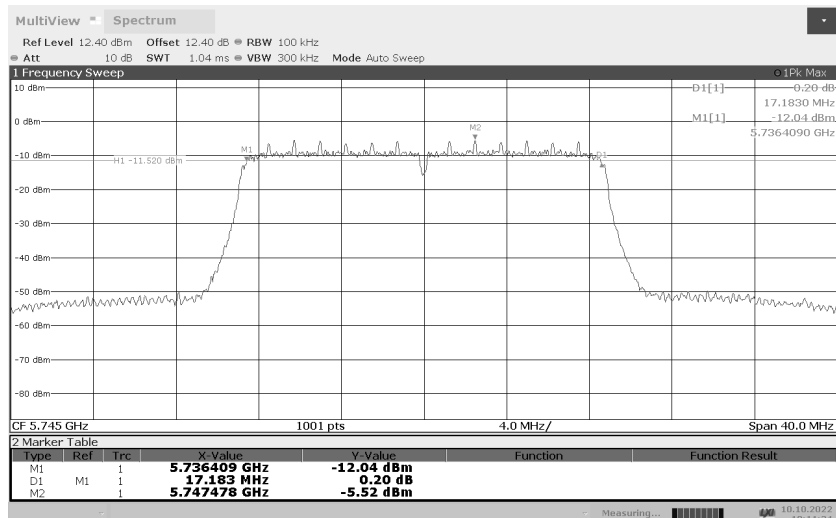
17:58:32 10.10.2022

-6dB Occupied  
Bandwidth  
802.11ac 5720MHz



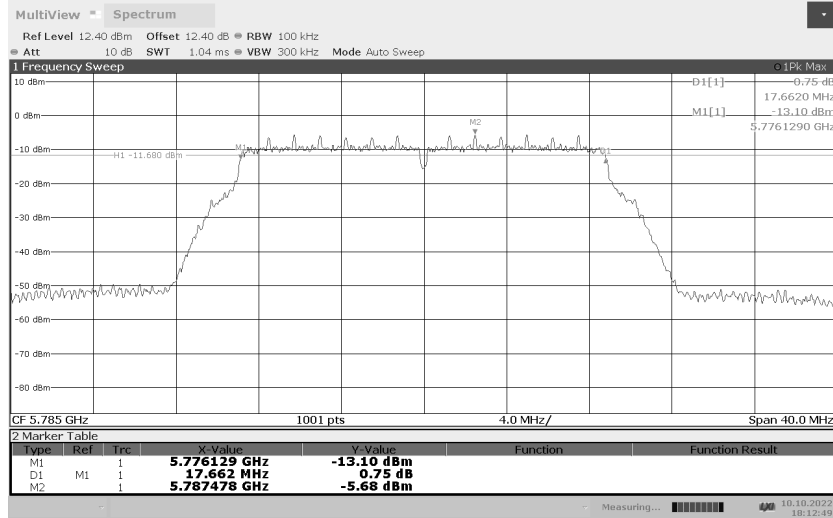
22:40:30 24.10.2022

-6dB Occupied  
Bandwidth  
802.11ac 5745MHz



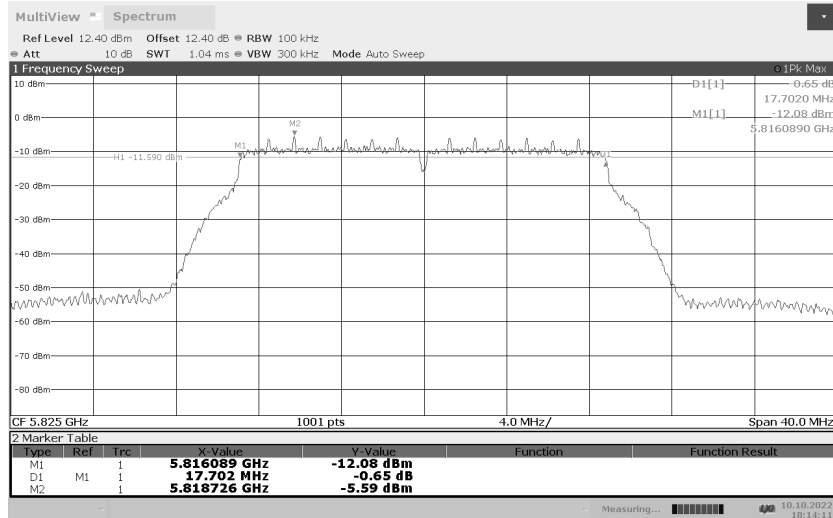
18:11:35 10.10.2022

-6dB Occupied  
Bandwidth  
802.11ac 5785MHz



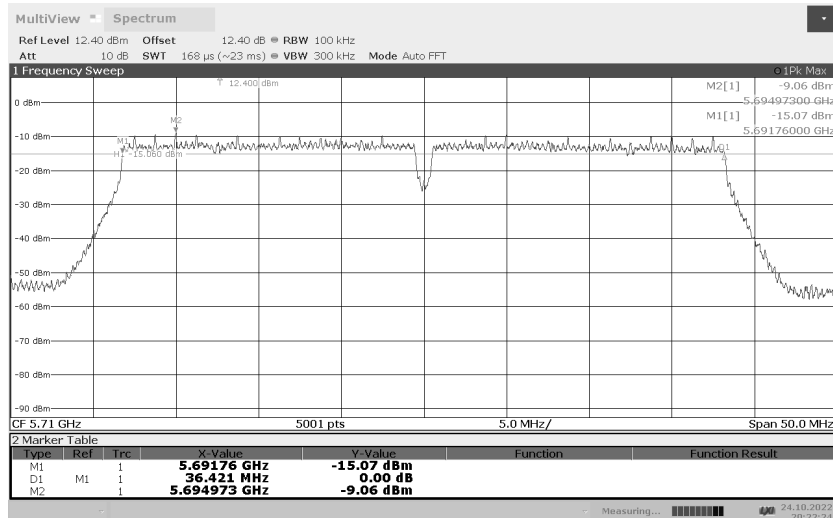
18:12:50 10.10.2022

-6dB Occupied  
Bandwidth  
802.11ac 5825MHz



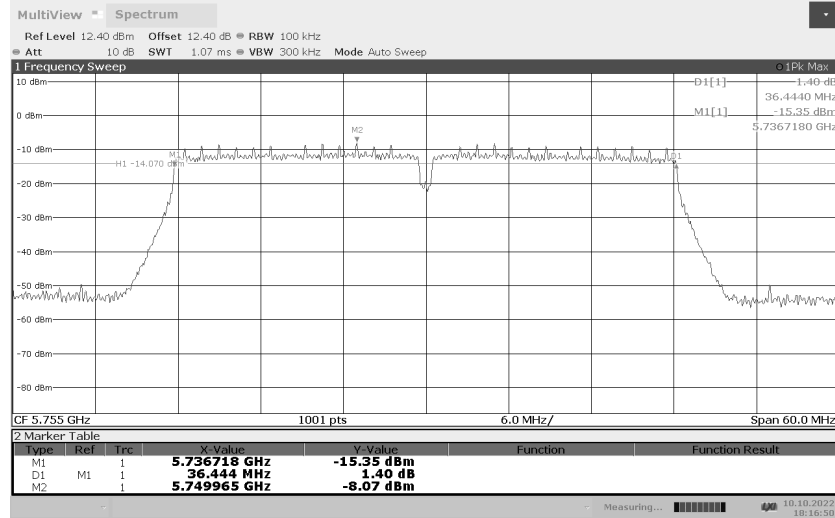
18:14:12 10.10.2022

-6dB Occupied  
Bandwidth  
802.11ac 40MHz BW  
5710MHz

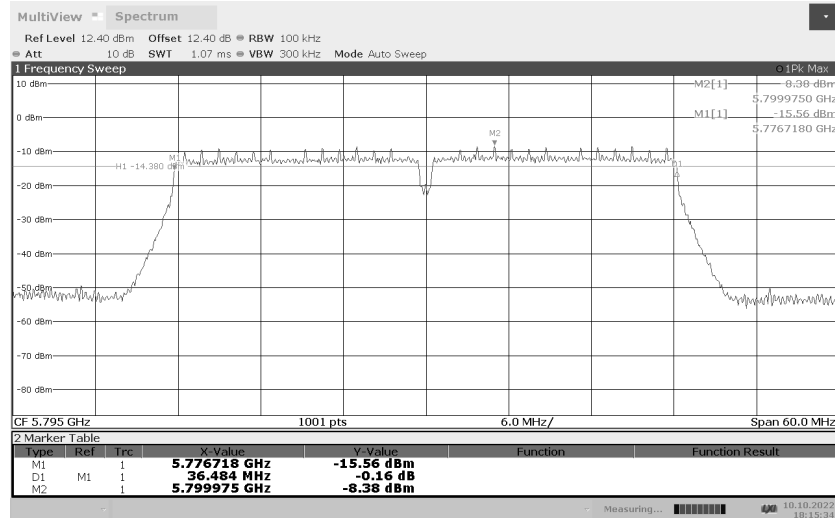


20:22:25 24.10.2022

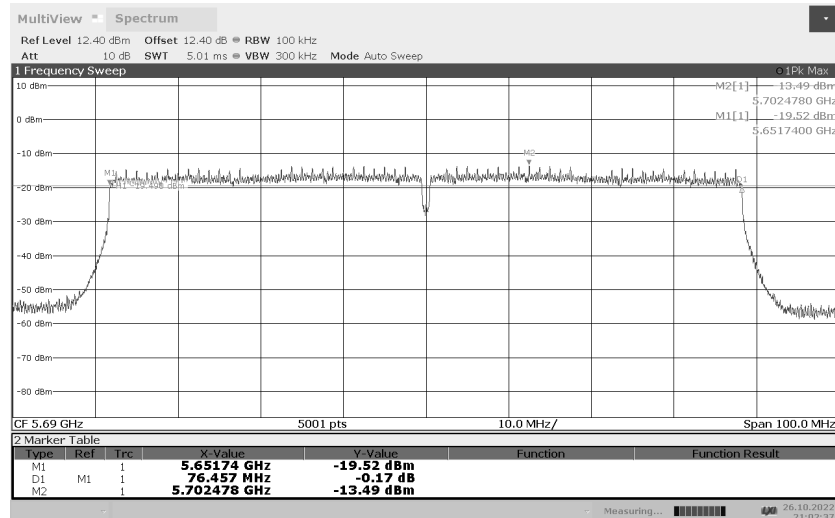
-6dB Occupied  
Bandwidth  
802.11ac 40MHz BW  
5755MHz



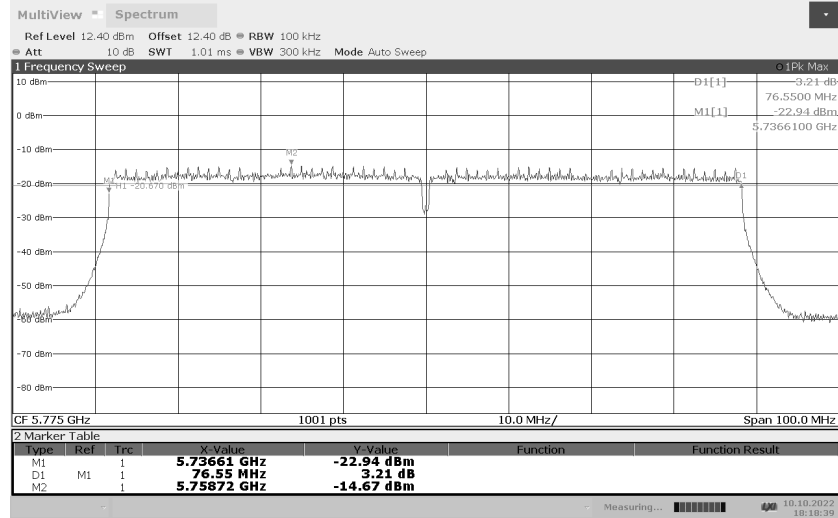
-6dB Occupied  
Bandwidth  
802.11ac 40MHz BW  
5795MHz



-6dB Occupied  
Bandwidth  
802.11ac 80MHz BW  
5690MHz



-6dB Occupied  
Bandwidth  
802.11ac 80MHz BW  
5775MHz



18:18:40 10.10.2022

## 4.2 Maximum Conducted Output Power & Power Spectral Density FCC Rule 15.407

### 4.2.1 Requirement

#### 4.2.1.1 FCC Rule 15.407(a)(1)(iv)

For client devices in the 5.15-5.25 GHz band, the maximum conducted output power over the frequency band of operation shall not exceed 250 mW provided the maximum antenna gain does not exceed 6 dBi. In addition, the maximum power spectral density shall not exceed 11 dBm in any 1 megahertz band. If transmitting antennas of directional gain greater than 6 dBi are used, both the maximum conducted output power and the maximum power spectral density shall be reduced by the amount in dB that the directional gain of the antenna exceeds 6 dBi.

For the 5.25-5.35 GHz and 5.47-5.725 GHz bands, the maximum conducted output power over the frequency bands of operation shall not exceed the lesser of 250 mW or  $11 \text{ dBm} + 10 \log B$ , where B is the 26 dB emission bandwidth in megahertz. In addition, the maximum power spectral density shall not exceed 11 dBm in any 1-megahertz band. If transmitting antennas of directional gain greater than 6 dBi are used, both the maximum conducted output power and the maximum power spectral density shall be reduced by the amount in dB that the directional gain of the antenna exceeds 6 dBi.

For the band 5.725-5.850 GHz, the maximum conducted output power over the frequency band of operation shall not exceed 1 W. In addition, the maximum power spectral density shall not exceed 30 dBm in any 500-kHz band. If transmitting antennas of directional gain greater than 6 dBi are used, both the maximum conducted output power and the maximum power spectral density shall be reduced by the amount in dB that the directional gain of the antenna exceeds 6 dBi. However, fixed point-to-point U-NII devices operating in this band may employ transmitting antennas with directional gain greater than 6 dBi without any corresponding reduction in transmitter conducted power. Fixed, point-to-point operations exclude the use of point-to-multipoint systems, omnidirectional applications, and multiple collocated transmitters transmitting the same information. The operator of the U-NII device, or if the equipment is professionally installed, the installer, is responsible for ensuring that systems employing high gain directional antennas are used exclusively for fixed, point-to-point operations.