



element[®]

Lytx, Inc.

DC-6000-001

FCC 15.207:2017

FCC 15.247:2017

802.11bgn SISO Radio

Report # LYTX0018.1



NVLAP Lab Code: 200676-0

This report must not be used to claim product certification, approval, or endorsement by NVLAP, NIST, or any agency of the federal government of the United States of America. This Report shall not be reproduced, except in full without written approval of the laboratory.



CERTIFICATE OF TEST

Last Date of Test: March 16, 2017

Lytx, Inc.

Model: DC-6000-001

Radio Equipment Testing

Standards

Specification	Method
FCC 15.207:2017	ANSI C63.10:2013, KDB 558074
FCC 15.247:2017	

Results

Method Clause	Test Description	Applied	Results	Comments
6.2	Powerline Conducted Emissions	Yes	Pass	
6.5, 6.6, 11.12.1, 11.13.2	Spurious Radiated Emissions	Yes	Pass	
11.6	Duty Cycle	Yes	Pass	
11.8.2	Occupied Bandwidth	Yes	Pass	
11.9.2.2.4	Output Power	Yes	Pass	
11.10.2	Power Spectral Density	Yes	Pass	
11.11	Band Edge Compliance	Yes	Pass	
11.11	Spurious Conducted Emissions	Yes	Pass	

Deviations From Test Standards

None

Approved By:

Victor Ratinoff, Operations Manager

Product compliance is the responsibility of the client; therefore, the tests and equipment modes of operation represented in this report were agreed upon by the client, prior to testing. The results of this test pertain only to the sample(s) tested. The specific description is noted in each of the individual sections of the test report supporting this certificate of test. This report reflects only those tests from the referenced standards shown in the certificate of test. It does not include inspection or verification of labels, identification, marking or user information.

REVISION HISTORY



2017.1.25

Revision Number	Description	Date	Page Number
00	None		

ACCREDITATIONS AND AUTHORIZATIONS



United States

FCC - Designated by the FCC as a Telecommunications Certification Body (TCB). Certification chambers, Open Area Test Sites, and conducted measurement facilities are listed with the FCC.

A2LA - Accredited by A2LA to ISO / IEC 17065 as a product certifier. This allows Element to certify transmitters to FCC and IC specifications.

NVLAP - Each laboratory is accredited by NVLAP to ISO 17025

Canada

ISED - Recognized by Innovation, Science and Economic Development Canada as a Certification Body (CB). Certification chambers and Open Area Test Sites are filed with ISED.

European Union

European Commission – Validated by the European Commission as a Notified Body under the R&TTE Directive.

Australia/New Zealand

ACMA - Recognized by ACMA as a CAB for the acceptance of test data.

Korea

MSIP / RRA - Recognized by KCC's RRA as a CAB for the acceptance of test data.

Japan

VCCI - Associate Member of the VCCI. Conducted and radiated measurement facilities are registered.

Taiwan

BSMI – Recognized by BSMI as a CAB for the acceptance of test data.

NCC - Recognized by NCC as a CAB for the acceptance of test data.

Singapore

IDA – Recognized by IDA as a CAB for the acceptance of test data.

Israel

MOC – Recognized by MOC as a CAB for the acceptance of test data.

Hong Kong

OFCA – Recognized by OFCA as a CAB for the acceptance of test data.

Vietnam

MIC – Recognized by MIC as a CAB for the acceptance of test data.

SCOPE

For details on the Scopes of our Accreditations, please visit:

<http://portlandcustomer.element.com/ts/scope/scope.htm>

<http://gsi.nist.gov/global/docs/cabs/designations.html>


FACILITIES



2017.3.2



California	Minnesota	New York	Oregon	Texas	Washington
Labs OC01-13 41 Tesla Irvine, CA 92618 (949) 861-8918	Labs MN01-08, MN10 9349 W Broadway Ave. Brooklyn Park, MN 55445 (612)-638-5136	Labs NY01-04 4939 Jordan Rd. Elbridge, NY 13060 (315) 554-8214	Labs EV01-12 22975 NW Evergreen Pkwy Hillsboro, OR 97124 (503) 844-4066	Labs TX01-09 3801 E Plano Pkwy Plano, TX 75074 (469) 304-5255	Labs NC01-05 19201 120 th Ave NE Bothell, WA 98011 (425)984-6600
NVLAP					
NVLAP Lab Code: 200676-0	NVLAP Lab Code: 200881-0	NVLAP Lab Code: 200761-0	NVLAP Lab Code: 200630-0	NVLAP Lab Code:201049-0	NVLAP Lab Code: 200629-0
Innovation, Science and Economic Development Canada					
2834B-1, 2834B-3	2834E-1	N/A	2834D-1, 2834D-2	2834G-1	2834F-1
BSMI					
SL2-IN-E-1154R	SL2-IN-E-1152R	N/A	SL2-IN-E-1017	SL2-IN-E-1158R	SL2-IN-E-1153R
VCCI					
A-0029	A-0109	N/A	A-0108	A-0201	A-0110
Recognized Phase I CAB for ACMA, BSMI, IDA, KCC/RRA, MIC, MOC, NCC, OFCA					
US0158	US0175	N/A	US0017	US0191	US0157



MEASUREMENT UNCERTAINTY



Measurement Uncertainty

When a measurement is made, the result will be different from the true or theoretically correct value. The difference is the result of tolerances in the measurement system that cannot be completely eliminated. To the extent that technology allows us, it has been our aim to minimize this error. Measurement uncertainty is a statistical expression of measurement error qualified by a probability distribution.

A measurement uncertainty estimation has been performed for each test per our internal quality document QM205.4.6. The estimation is used to compare the measured result with its "true" or theoretically correct value. The expanded measurement uncertainty (K=2) can be found included as part of the applicable test description page. Our measurement data meets or exceeds the measurement uncertainty requirements of the applicable specification; therefore, the test data can be compared directly to the specification limit to determine compliance. The calculations for estimating measurement uncertainty are based upon ETSI TR 100 028 (or CISPR 16-4-2 as applicable), and are available upon request.

The following table represents the Measurement Uncertainty (MU) budgets for each of the tests that may be contained in this report.

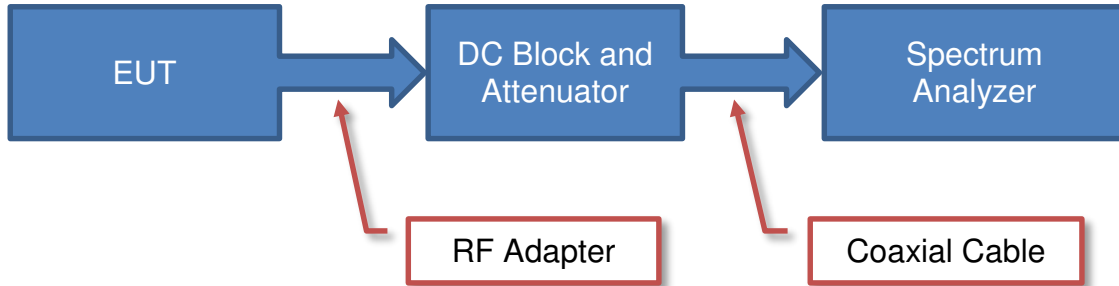
Test	+ MU	- MU
Frequency Accuracy (Hz)	0.0007%	-0.0007%
Amplitude Accuracy (dB)	1.2 dB	-1.2 dB
Conducted Power (dB)	0.3 dB	-0.3 dB
Radiated Power via Substitution (dB)	0.7 dB	-0.7 dB
Temperature (degrees C)	0.7°C	-0.7°C
Humidity (% RH)	2.5% RH	-2.5% RH
Voltage (AC)	1.0%	-1.0%
Voltage (DC)	0.7%	-0.7%
Field Strength (dB)	5.2 dB	-5.2 dB
AC Powerline Conducted Emissions (dB)	2.4 dB	-2.4 dB

Test Setup Block Diagrams

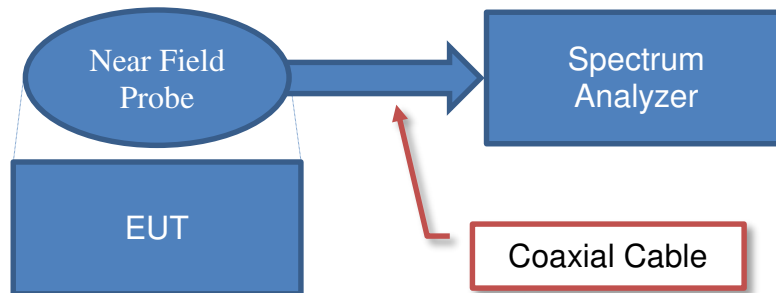


2017.1.25

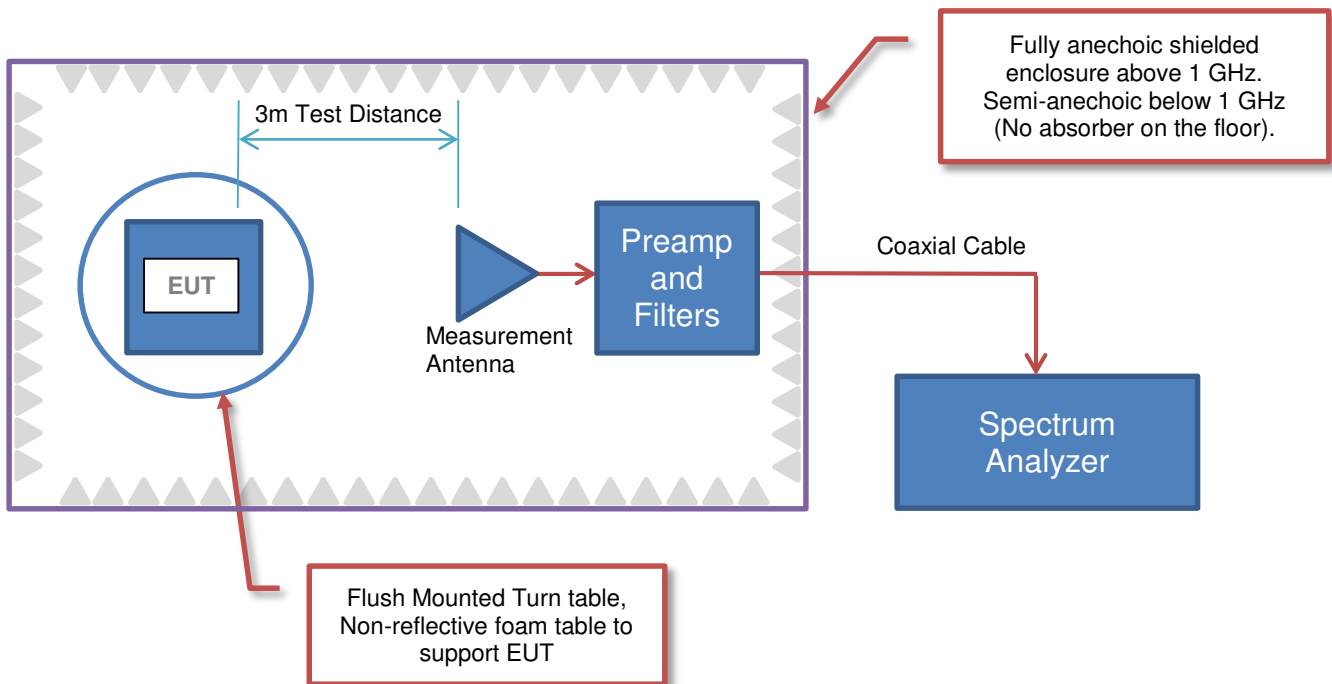
Antenna Port Conducted Measurements



Near Field Test Fixture Measurements



Spurious Radiated Emissions





PRODUCT DESCRIPTION

Client and Equipment Under Test (EUT) Information

Company Name:	Lytx, Inc.
Address:	9785 Towne Centre Drive
City, State, Zip:	San Diego, CA 92121
Test Requested By:	Angel Valdes
Model:	DC-6000-001
First Date of Test:	March 14, 2017
Last Date of Test:	March 16, 2017
Receipt Date of Samples:	March 8, 2017
Equipment Design Stage:	Production
Equipment Condition:	No Damage
Purchase Authorization:	Verified

Information Provided by the Party Requesting the Test

Functional Description of the EUT:

Vehicle based Event Recorder with WiFi/BLE transceiver and Cellular Modem (FCC ID: N7NWP7)

Testing Objective:

To demonstrate compliance of the 802.11bgn SISO radio under FCC 15.247 for operation in the 2.4 GHz band.

CONFIGURATIONS



Configuration LYTX0018- 1

Software/Firmware Running during test	
Description	Version
PuTTY	0.62.0.0

EUT			
Description	Manufacturer	Model/Part Number	Serial Number
In-Vehicle Camera	Lytx, Inc.	DC-6000-001	SF00000634

Peripherals in test setup boundary			
Description	Manufacturer	Model/Part Number	Serial Number
Laptop	Dell	Latitude D600	CN-0X3677-48645-743-3729
Laptop Power Supply	Dell	DA90PS0-00	CN-0XD757-48661-619-0BJJ
DC Power Source	HQ Power	PS3003U	DK10103872

Cables					
Cable Type	Shield	Length (m)	Ferrite	Connection 1	Connection 2
DC Cable	No	5.0m	No	In-Vehicle Camera	DC Power Source
AC Cable	No	1.8m	No	AC Mains	Laptop Power Supply
DC Cable	No	2.0m	Yes	Laptop	Laptop Power Supply
AC Cable	No	1.8m	No	AC Mains	DC Power Source
Serial Cable	No	3.0m	No	In-Vehicle Camera	Laptop

CONFIGURATIONS



Configuration LYTX0018- 2

Software/Firmware Running during test	
Description	Version
PuTTY	0.62.0.0

EUT			
Description	Manufacturer	Model/Part Number	Serial Number
In-Vehicle Camera	Lytx, Inc.	DC-6000-001	SF00000632

Peripherals in test setup boundary			
Description	Manufacturer	Model/Part Number	Serial Number
Laptop	Dell	Latitude D600	CN-0X3677-48645-743-3729
Laptop Power Supply	Dell	DA90PS0-00	CN-0XD757-48661-619-0BJJ
DC Power Source	HQ Power	PS3003U	DK10103872

Cables					
Cable Type	Shield	Length (m)	Ferrite	Connection 1	Connection 2
DC Cable	No	5.0m	No	In-Vehicle Camera	DC Power Source
AC Cable	No	1.8m	No	AC Mains	Laptop Power Supply
DC Cable	No	2.0m	Yes	Laptop	Laptop Power Supply
AC Cable	No	1.8m	No	AC Mains	DC Power Source
Serial Cable	No	3.0m	No	In-Vehicle Camera	Laptop

MODIFICATIONS



Equipment Modifications

Item	Date	Test	Modification	Note	Disposition of EUT
1	3/14/2017	Duty Cycle	Tested as delivered to Test Station.	No EMI suppression devices were added or modified during this test.	EUT remained at Element following the test.
2	3/14/2017	Occupied Bandwidth	Tested as delivered to Test Station.	No EMI suppression devices were added or modified during this test.	EUT remained at Element following the test.
3	3/14/2017	Output Power	Tested as delivered to Test Station.	No EMI suppression devices were added or modified during this test.	EUT remained at Element following the test.
4	3/14/2017	Power Spectral Density	Tested as delivered to Test Station.	No EMI suppression devices were added or modified during this test.	EUT remained at Element following the test.
5	3/14/2017	Band Edge Compliance	Tested as delivered to Test Station.	No EMI suppression devices were added or modified during this test.	EUT remained at Element following the test.
6	3/14/2017	Spurious Conducted Emissions	Tested as delivered to Test Station.	No EMI suppression devices were added or modified during this test.	EUT remained at Element following the test.
7	3/16/2017	Powerline Conducted Emission	Tested as delivered to Test Station.	No EMI suppression devices were added or modified during this test.	EUT remained at Element following the test.
8	3/16/2017	Spurious Radiated Emissions	Tested as delivered to Test Station.	No EMI suppression devices were added or modified during this test.	Scheduled testing was completed.

POWERLINE CONDUCTED EMISSIONS



PSA-ESCI 2017.01.26

Testing was performed using the mode(s) of operation and configuration(s) noted within the report. The individuals and/or the organization requesting the test provided the modes, configurations and settings used to complete the evaluation. The actual test parameters are specified in the test data, this includes items such as investigated frequency range (scanned) and test levels. The testing methods and performance specifications, as well as the test site used for the evaluation are indicated in the test data.

MODES OF OPERATION

Mid channel (6) 2437 MHz

POWER SETTINGS INVESTIGATED

14VDC

CONFIGURATIONS INVESTIGATED

LYTX0018 - 1

SAMPLE CALCULATIONS

Conducted Emissions: Adjusted Level = Measured Level + Transducer Factor + Cable Attenuation Factor + External Attenuator

TEST EQUIPMENT

Description	Manufacturer	Model	ID	Last Cal.	Interval
Receiver	Rohde & Schwarz	ESCI	ARG	6/9/2016	12 mo
LISN	Solar Electronics	9252-50-24-BNC	LIA	2/17/2017	12 mo
Cable - Conducted Cable	Element	OCP, HFP, AWC	OCPA	4/4/2016	12 mo

MEASUREMENT BANDWIDTHS

Frequency Range (MHz)	BWI (kHz)
0.15 - 30.0	1.0
30.0 - 400.0	10.0
400.0 - 1000.0	100.0
1000.0 - 6000.0	1000.0

MEASUREMENT UNCERTAINTY

A measurement uncertainty estimation has been performed for each test per our internal quality document WP 342. The estimation is used to compare the measured result with its "true" or theoretically correct value. The expanded measurement uncertainty for radiated emissions measurements is less than +/- 4 dB, and for conducted emissions measurements is less than +/- 2.7 dB. Our measurement data meets or exceeds the measurement uncertainty requirements of CISPR 16-4; therefore, the test data can be compared directly to the specification limit to determine compliance. The calculations for measurement uncertainty are available upon request.

TEST DESCRIPTION


The EUT will be powered either directly or indirectly from the AC power line. Therefore, conducted emissions measurements were made on the AC input of the EUT, or on the AC input of the device used to power the EUT. The AC power line conducted emissions were measured with the EUT operating at the middle channel in the operational band in a receive mode of operation. For each mode, the spectrum was scanned from 150 kHz to 30 MHz. The test setup and procedures were in accordance with ANSI C63.10.

POWERLINE CONDUCTED EMISSIONS



EmiR5 2017.01.25

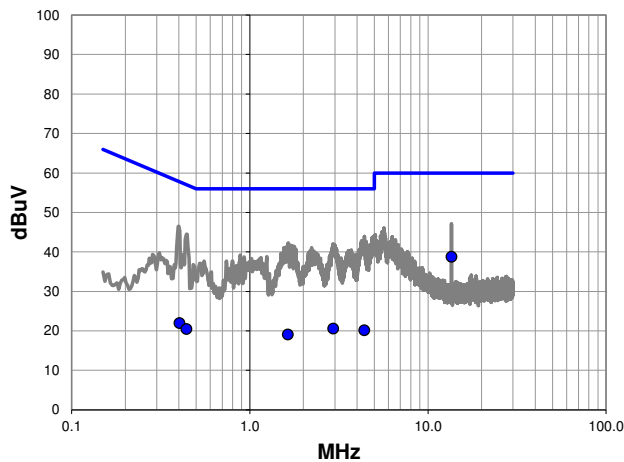
PSA-ESCI 2017.01.26

Work Order:	LYTX0018	Date:	03/16/17	
Project:	None	Temperature:	22.8 °C	
Job Site:	OC06	Humidity:	50.7% RH	
Serial Number:	SF00000634	Barometric Pres.:	1020 mbar	Tested by: Johnny Candelas, Salvador Solorzano
EUT:	DC-6000-001			
Configuration:	1			
Customer:	Lytx, Inc.			
Attendees:	None			
EUT Power:	14VDC			
Operating Mode:	Mid channel (6) 2437 MHz			
Deviations:	None			
Comments:	None			

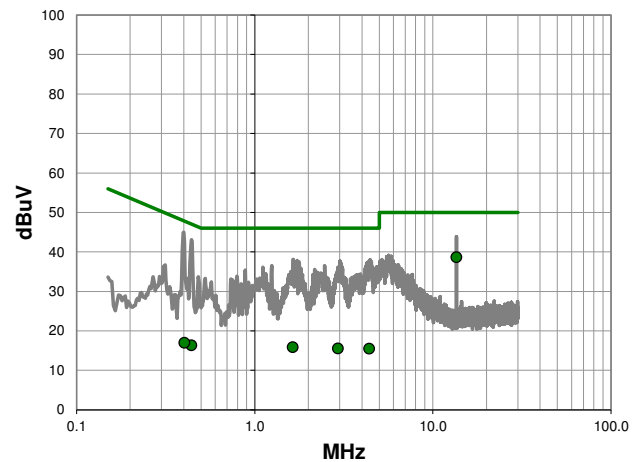
Test Specifications	Test Method
FCC 15.207:2017	ANSI C63.10:2013

Run #	2	Line:	Positive Lead	Ext. Attenuation:	0	Results	Pass
--------------	---	--------------	---------------	--------------------------	---	----------------	------

Quasi Peak Data - vs - Quasi Peak Limit



Average Data - vs - Average Limit



Quasi Peak Data - vs - Quasi Peak Limit

Freq (MHz)	Amplitude (dBuV)	Factor (dB)	Adjusted (dBuV)	Spec. Limit (dBuV)	Compared to Spec. (dB)
13.560	18.1	20.7	38.8	60.0	-21.2
2.934	0.4	20.2	20.6	56.0	-35.4
0.403	2.0	20.0	22.0	57.8	-35.8
4.391	-0.1	20.3	20.2	56.0	-35.8
0.441	0.6	19.9	20.5	57.0	-36.5
1.633	-0.9	20.0	19.1	56.0	-36.9

Average Data - vs - Average Limit


Freq (MHz)	Amplitude (dBuV)	Factor (dB)	Adjusted (dBuV)	Spec. Limit (dBuV)	Compared to Spec. (dB)
13.560	18.0	20.7	38.7	50.0	-11.3
1.633	-4.1	20.0	15.9	46.0	-30.1
2.934	-4.6	20.2	15.6	46.0	-30.4
4.391	-4.8	20.3	15.5	46.0	-30.5
0.441	-3.5	19.9	16.4	47.0	-30.6
0.403	-3.0	20.0	17.0	47.8	-30.8

POWERLINE CONDUCTED EMISSIONS



EmiR5 2017.01.25

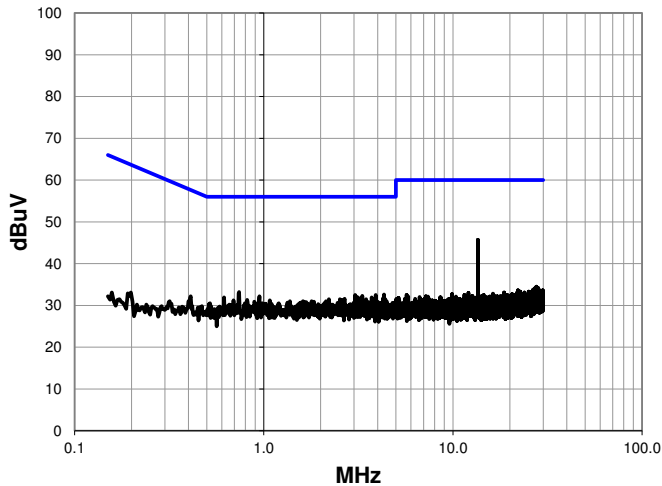
PSA-ESCI 2017.01.26

Work Order:	LYTX0018	Date:	03/16/17		
Project:	None	Temperature:	22.8 °C		
Job Site:	OC06	Humidity:	50.7% RH		
Serial Number:	SF00000634	Barometric Pres.:	1020 mbar	Tested by:	Johnny Candelas, Salvador Solorzano
EUT:	DC-6000-001				
Configuration:	1				
Customer:	Lytx, Inc.				
Attendees:	None				
EUT Power:	14VDC				
Operating Mode:	Mid channel (6) 2437 MHz				
Deviations:	None				
Comments:	None				

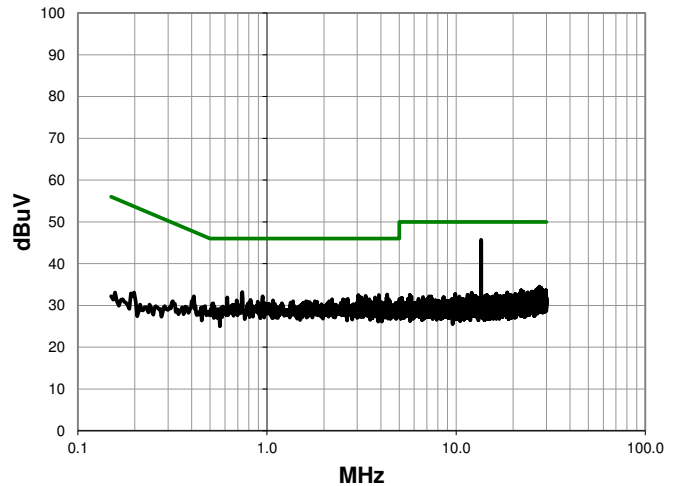
Test Specifications		Test Method	
FCC 15.207:2017		ANSI C63.10:2013	

Run #	3	Line:	Negative Lead	Ext. Attenuation:	0	Results	Pass
--------------	---	--------------	---------------	--------------------------	---	----------------	------

Peak Data - vs - Quasi Peak Limit



Peak Data - vs - Average Limit



Peak Data - vs - Quasi Peak Limit

Freq (MHz)	Amplitude (dBuV)	Factor (dB)	Adjusted (dBuV)	Spec. Limit (dBuV)	Compared to Spec. (dB)
13.558	25.0	20.7	45.7	60.0	-14.3
0.739	13.2	20.0	33.2	56.0	-22.8
4.325	12.3	20.3	32.6	56.0	-23.4
3.041	12.3	20.2	32.5	56.0	-23.5

Peak Data - vs - Average Limit

Freq (MHz)	Amplitude (dBuV)	Factor (dB)	Adjusted (dBuV)	Spec. Limit (dBuV)	Compared to Spec. (dB)
13.558	25.0	20.7	45.7	50.0	-4.3
0.739	13.2	20.0	33.2	46.0	-12.8
4.325	12.3	20.3	32.6	46.0	-13.4
3.041	12.3	20.2	32.5	46.0	-13.5

Freq (MHz)	Amplitude (dBuV)	Factor (dB)	Adjusted (dBuV)	Spec. Limit (dBuV)	Compared to Spec. (dB)
3.911	12.3	20.2	32.5	56.0	-23.5
3.321	12.1	20.2	32.3	56.0	-23.7
0.948	12.3	19.9	32.2	56.0	-23.8
3.071	12.0	20.2	32.2	56.0	-23.8
0.616	12.0	19.9	31.9	56.0	-24.1
3.153	11.7	20.2	31.9	56.0	-24.1
3.724	11.7	20.2	31.9	56.0	-24.1
4.284	11.5	20.3	31.8	56.0	-24.2
2.672	11.4	20.2	31.6	56.0	-24.4
2.209	11.4	20.1	31.5	56.0	-24.5
2.527	11.3	20.2	31.5	56.0	-24.5
3.478	11.3	20.2	31.5	56.0	-24.5
4.399	11.2	20.3	31.5	56.0	-24.5
3.168	11.2	20.2	31.4	56.0	-24.6
0.818	11.3	20.0	31.3	56.0	-24.7
0.691	11.2	20.0	31.2	56.0	-24.8
1.075	11.3	19.9	31.2	56.0	-24.8
1.374	11.0	20.0	31.0	56.0	-25.0
1.609	11.0	20.0	31.0	56.0	-25.0
1.792	10.9	20.1	31.0	56.0	-25.0
2.131	10.9	20.1	31.0	56.0	-25.0
3.232	10.8	20.2	31.0	56.0	-25.0
0.892	11.0	19.9	30.9	56.0	-25.1
1.635	10.9	20.0	30.9	56.0	-25.1
1.840	10.8	20.1	30.9	56.0	-25.1
4.000	10.6	20.3	30.9	56.0	-25.1
4.474	10.6	20.3	30.9	56.0	-25.1
4.963	10.6	20.3	30.9	56.0	-25.1
1.680	10.7	20.1	30.8	56.0	-25.2
3.579	10.6	20.2	30.8	56.0	-25.2
2.989	10.5	20.2	30.7	56.0	-25.3
0.411	12.2	20.0	32.2	57.6	-25.4
2.097	10.5	20.1	30.6	56.0	-25.4
4.799	10.3	20.3	30.6	56.0	-25.4
0.519	10.6	19.9	30.5	56.0	-25.5
0.795	10.5	20.0	30.5	56.0	-25.5
0.982	10.6	19.9	30.5	56.0	-25.5
1.198	10.5	20.0	30.5	56.0	-25.5
4.153	10.2	20.3	30.5	56.0	-25.5
27.571	12.6	21.9	34.5	60.0	-25.5
1.098	10.5	19.9	30.4	56.0	-25.6
1.527	10.3	20.0	30.3	56.0	-25.7
4.105	10.0	20.3	30.3	56.0	-25.7
28.142	12.3	21.9	34.2	60.0	-25.8
27.168	12.3	21.8	34.1	60.0	-25.9
27.183	12.2	21.8	34.0	60.0	-26.0
26.575	12.0	21.8	33.8	60.0	-26.2
28.717	11.7	22.0	33.7	60.0	-26.3
22.057	12.3	21.3	33.6	60.0	-26.4
29.877	11.6	22.0	33.6	60.0	-26.4
27.549	11.6	21.9	33.5	60.0	-26.5
29.731	11.5	22.0	33.5	60.0	-26.5
27.933	11.5	21.9	33.4	60.0	-26.6
22.673	11.9	21.4	33.3	60.0	-26.7
25.165	11.7	21.6	33.3	60.0	-26.7
28.702	11.3	22.0	33.3	60.0	-26.7
29.511	11.3	22.0	33.3	60.0	-26.7
25.870	11.6	21.6	33.2	60.0	-26.8
26.870	11.4	21.8	33.2	60.0	-26.8
27.254	11.4	21.8	33.2	60.0	-26.8
18.621	12.0	21.1	33.1	60.0	-26.9
23.919	11.7	21.4	33.1	60.0	-26.9
25.217	11.5	21.6	33.1	60.0	-26.9
26.396	11.3	21.8	33.1	60.0	-26.9
12.085	12.3	20.7	33.0	60.0	-27.0
21.792	11.7	21.3	33.0	60.0	-27.0
27.288	11.2	21.8	33.0	60.0	-27.0
27.784	11.1	21.9	33.0	60.0	-27.0
27.900	11.1	21.9	33.0	60.0	-27.0
28.011	11.1	21.9	33.0	60.0	-27.0
28.564	11.0	22.0	33.0	60.0	-27.0
28.914	11.0	22.0	33.0	60.0	-27.0
25.855	11.3	21.6	32.9	60.0	-27.1
26.657	11.1	21.8	32.9	60.0	-27.1
28.034	11.0	21.9	32.9	60.0	-27.1
29.120	11.0	21.9	32.9	60.0	-27.1

Freq (MHz)	Amplitude (dBuV)	Factor (dB)	Adjusted (dBuV)	Spec. Limit (dBuV)	Compared to Spec. (dB)
3.911	12.3	20.2	32.5	46.0	-13.5
3.321	12.1	20.2	32.3	46.0	-13.7
0.948	12.3	19.9	32.2	46.0	-13.8
3.071	12.0	20.2	32.2	46.0	-13.8
0.616	12.0	19.9	31.9	46.0	-14.1
3.153	11.7	20.2	31.9	46.0	-14.1
3.724	11.7	20.2	31.9	46.0	-14.1
4.284	11.5	20.3	31.8	46.0	-14.2
2.672	11.4	20.2	31.6	46.0	-14.4
2.209	11.4	20.1	31.5	46.0	-14.5
2.527	11.3	20.2	31.5	46.0	-14.5
3.478	11.3	20.2	31.5	46.0	-14.5
4.399	11.2	20.3	31.5	46.0	-14.5
3.168	11.2	20.2	31.4	46.0	-14.6
0.818	11.3	20.0	31.3	46.0	-14.7
0.691	11.2	20.0	31.2	46.0	-14.8
1.075	11.3	19.9	31.2	46.0	-14.8
1.374	11.0	20.0	31.0	46.0	-15.0
1.609	11.0	20.0	31.0	46.0	-15.0
1.792	10.9	20.1	31.0	46.0	-15.0
2.131	10.9	20.1	31.0	46.0	-15.0
3.232	10.8	20.2	31.0	46.0	-15.0
0.892	11.0	19.9	30.9	46.0	-15.1
1.635	10.9	20.0	30.9	46.0	-15.1
1.840	10.8	20.1	30.9	46.0	-15.1
4.000	10.6	20.3	30.9	46.0	-15.1
4.474	10.6	20.3	30.9	46.0	-15.1
4.963	10.6	20.3	30.9	46.0	-15.1
1.680	10.7	20.1	30.8	46.0	-15.2
3.579	10.6	20.2	30.8	46.0	-15.2
2.989	10.5	20.2	30.7	46.0	-15.3
0.411	12.2	20.0	32.2	47.6	-15.4
2.097	10.5	20.1	30.6	46.0	-15.4
4.799	10.3	20.3	30.6	46.0	-15.4
0.519	10.6	19.9	30.5	46.0	-15.5
0.795	10.5	20.0	30.5	46.0	-15.5
0.982	10.6	19.9	30.5	46.0	-15.5
1.198	10.5	20.0	30.5	46.0	-15.5
4.153	10.2	20.3	30.5	46.0	-15.5
27.571	12.6	21.9	34.5	50.0	-15.5
1.098	10.5	19.9	30.4	46.0	-15.6
1.527	10.3	20.0	30.3	46.0	-15.7
4.105	10.0	20.3	30.3	46.0	-15.7
28.142	12.3	21.9	34.2	50.0	-15.8
27.168	12.3	21.8	34.1	50.0	-15.9
27.183	12.2	21.8	34.0	50.0	-16.0
26.575	12.0	21.8	33.8	50.0	-16.2
28.717	11.7	22.0	33.7	50.0	-16.3
22.057	12.3	21.3	33.6	50.0	-16.4
29.877	11.6	22.0	33.6	50.0	-16.4
27.549	11.6	21.9	33.5	50.0	-16.5
29.731	11.5	22.0	33.5	50.0	-16.5
27.933	11.5	21.9	33.4	50.0	-16.6
22.673	11.9	21.4	33.3	50.0	-16.7
25.165	11.7	21.6	33.3	50.0	-16.7
28.702	11.3	22.0	33.3	50.0	-16.7
29.511	11.3	22.0	33.3	50.0	-16.7
25.870	11.6	21.6	33.2	50.0	-16.8
26.870	11.4	21.8	33.2	50.0	-16.8
27.254	11.4	21.8	33.2	50.0	-16.8
18.621	12.0	21.1	33.1	50.0	-16.9
23.919	11.7	21.4	33.1	50.0	-16.9
25.217	11.5	21.6	33.1	50.0	-16.9
26.396	11.3	21.8	33.1	50.0	-16.9
12.085	12.3	20.7	33.0	50.0	-17.0
21.792	11.7	21.3	33.0	50.0	-17.0
27.288	11.2	21.8	33.0	50.0	-17.0
27.784	11.1	21.9	33.0	50.0	-17.0
27.900	11.1	21.9	33.0	50.0	-17.0
28.011	11.1	21.9	33.0	50.0	-17.0
28.564	11.0	22.0	33.0	50.0	-17.0
28.914	11.0	22.0	33.0	50.0	-17.0
25.855	11.3	21.6	32.9	50.0	-17.1
26.657	11.1	21.8	32.9	50.0	-17.1
28.034	11.0	21.9	32.9	50.0	-17.1
29.120	11.0	21.9	32.9	50.0	-17.1

Freq (MHz)	Amplitude (dBuV)	Factor (dB)	Adjusted (dBuV)	Spec. Limit (dBuV)	Compared to Spec. (dB)
16.286	11.8	21.0	32.8	60.0	-27.2
26.217	11.1	21.7	32.8	60.0	-27.2
26.799	11.0	21.8	32.8	60.0	-27.2
26.993	11.0	21.8	32.8	60.0	-27.2
28.362	10.9	21.9	32.8	60.0	-27.2
28.780	10.8	22.0	32.8	60.0	-27.2
29.243	10.9	21.9	32.8	60.0	-27.2
29.638	10.8	22.0	32.8	60.0	-27.2
9.899	12.2	20.5	32.7	60.0	-27.3
20.550	11.5	21.2	32.7	60.0	-27.3
29.373	10.8	21.9	32.7	60.0	-27.3
29.590	10.7	22.0	32.7	60.0	-27.3
23.404	11.2	21.4	32.6	60.0	-27.4
23.602	11.2	21.4	32.6	60.0	-27.4
23.949	11.2	21.4	32.6	60.0	-27.4
27.429	10.8	21.8	32.6	60.0	-27.4
27.515	10.7	21.9	32.6	60.0	-27.4
29.750	10.6	22.0	32.6	60.0	-27.4
5.694	12.2	20.3	32.5	60.0	-27.5
11.507	11.8	20.7	32.5	60.0	-27.5
14.547	11.7	20.8	32.5	60.0	-27.5
19.229	11.4	21.1	32.5	60.0	-27.5
21.423	11.2	21.3	32.5	60.0	-27.5
21.509	11.2	21.3	32.5	60.0	-27.5
27.817	10.6	21.9	32.5	60.0	-27.5
29.422	10.6	21.9	32.5	60.0	-27.5
18.509	11.3	21.1	32.4	60.0	-27.6
18.703	11.3	21.1	32.4	60.0	-27.6
19.621	11.3	21.1	32.4	60.0	-27.6
23.770	11.0	21.4	32.4	60.0	-27.6
24.430	10.8	21.6	32.4	60.0	-27.6
28.892	10.4	22.0	32.4	60.0	-27.6
12.659	11.6	20.7	32.3	60.0	-27.7
14.234	11.6	20.7	32.3	60.0	-27.7
17.867	11.3	21.0	32.3	60.0	-27.7
21.244	11.0	21.3	32.3	60.0	-27.7
22.311	11.0	21.3	32.3	60.0	-27.7
23.572	10.9	21.4	32.3	60.0	-27.7
24.471	10.7	21.6	32.3	60.0	-27.7
25.344	10.7	21.6	32.3	60.0	-27.7
25.445	10.7	21.6	32.3	60.0	-27.7
29.049	10.3	22.0	32.3	60.0	-27.7
7.201	11.7	20.5	32.2	60.0	-27.8
16.726	11.2	21.0	32.2	60.0	-27.8
17.181	11.2	21.0	32.2	60.0	-27.8
19.009	11.1	21.1	32.2	60.0	-27.8
21.524	10.9	21.3	32.2	60.0	-27.8
22.531	10.8	21.4	32.2	60.0	-27.8
22.744	10.8	21.4	32.2	60.0	-27.8
24.602	10.6	21.6	32.2	60.0	-27.8
27.370	10.4	21.8	32.2	60.0	-27.8
27.638	10.3	21.9	32.2	60.0	-27.8
28.646	10.2	22.0	32.2	60.0	-27.8
5.795	11.8	20.3	32.1	60.0	-27.9
7.369	11.6	20.5	32.1	60.0	-27.9
10.384	11.6	20.5	32.1	60.0	-27.9
14.502	11.3	20.8	32.1	60.0	-27.9
15.651	11.2	20.9	32.1	60.0	-27.9
15.942	11.2	20.9	32.1	60.0	-27.9
17.106	11.1	21.0	32.1	60.0	-27.9
22.598	10.7	21.4	32.1	60.0	-27.9
24.348	10.6	21.5	32.1	60.0	-27.9
25.672	10.5	21.6	32.1	60.0	-27.9
25.982	10.5	21.6	32.1	60.0	-27.9
26.430	10.3	21.8	32.1	60.0	-27.9
6.675	11.7	20.3	32.0	60.0	-28.0
12.764	11.3	20.7	32.0	60.0	-28.0
13.387	11.3	20.7	32.0	60.0	-28.0
13.629	11.3	20.7	32.0	60.0	-28.0
14.875	11.2	20.8	32.0	60.0	-28.0
16.506	11.0	21.0	32.0	60.0	-28.0
16.651	11.0	21.0	32.0	60.0	-28.0
17.315	11.0	21.0	32.0	60.0	-28.0
18.539	10.9	21.1	32.0	60.0	-28.0
19.211	10.9	21.1	32.0	60.0	-28.0
20.315	10.8	21.2	32.0	60.0	-28.0

Freq (MHz)	Amplitude (dBuV)	Factor (dB)	Adjusted (dBuV)	Spec. Limit (dBuV)	Compared to Spec. (dB)
16.286	11.8	21.0	32.8	50.0	-17.2
26.217	11.1	21.7	32.8	50.0	-17.2
26.799	11.0	21.8	32.8	50.0	-17.2
26.993	11.0	21.8	32.8	50.0	-17.2
28.362	10.9	21.9	32.8	50.0	-17.2
28.780	10.8	22.0	32.8	50.0	-17.2
29.243	10.9	21.9	32.8	50.0	-17.2
29.638	10.8	22.0	32.8	50.0	-17.2
9.899	12.2	20.5	32.7	50.0	-17.3
20.550	11.5	21.2	32.7	50.0	-17.3
29.373	10.8	21.9	32.7	50.0	-17.3
29.590	10.7	22.0	32.7	50.0	-17.3
23.404	11.2	21.4	32.6	50.0	-17.4
23.602	11.2	21.4	32.6	50.0	-17.4
23.949	11.2	21.4	32.6	50.0	-17.4
27.429	10.8	21.8	32.6	50.0	-17.4
27.515	10.7	21.9	32.6	50.0	-17.4
29.750	10.6	22.0	32.6	50.0	-17.4
5.694	12.2	20.3	32.5	50.0	-17.5
11.507	11.8	20.7	32.5	50.0	-17.5
14.547	11.7	20.8	32.5	50.0	-17.5
19.229	11.4	21.1	32.5	50.0	-17.5
21.423	11.2	21.3	32.5	50.0	-17.5
21.509	11.2	21.3	32.5	50.0	-17.5
27.817	10.6	21.9	32.5	50.0	-17.5
29.422	10.6	21.9	32.5	50.0	-17.5
18.509	11.3	21.1	32.4	50.0	-17.6
18.703	11.3	21.1	32.4	50.0	-17.6
19.621	11.3	21.1	32.4	50.0	-17.6
23.770	11.0	21.4	32.4	50.0	-17.6
24.430	10.8	21.6	32.4	50.0	-17.6
28.892	10.4	22.0	32.4	50.0	-17.6
12.659	11.6	20.7	32.3	50.0	-17.7
14.234	11.6	20.7	32.3	50.0	-17.7
17.867	11.3	21.0	32.3	50.0	-17.7
21.244	11.0	21.3	32.3	50.0	-17.7
22.311	11.0	21.3	32.3	50.0	-17.7
23.572	10.9	21.4	32.3	50.0	-17.7
24.471	10.7	21.6	32.3	50.0	-17.7
25.344	10.7	21.6	32.3	50.0	-17.7
25.445	10.7	21.6	32.3	50.0	-17.7
29.049	10.3	22.0	32.3	50.0	-17.7
7.201	11.7	20.5	32.2	50.0	-17.8
16.726	11.2	21.0	32.2	50.0	-17.8
17.181	11.2	21.0	32.2	50.0	-17.8
19.009	11.1	21.1	32.2	50.0	-17.8
21.524	10.9	21.3	32.2	50.0	-17.8
22.531	10.8	21.4	32.2	50.0	-17.8
22.744	10.8	21.4	32.2	50.0	-17.8
24.602	10.6	21.6	32.2	50.0	-17.8
27.370	10.4	21.8	32.2	50.0	-17.8
27.638	10.3	21.9	32.2	50.0	-17.8
28.646	10.2	22.0	32.2	50.0	-17.8
5.795	11.8	20.3	32.1	50.0	-17.9
7.369	11.6	20.5	32.1	50.0	-17.9
10.384	11.6	20.5	32.1	50.0	-17.9
14.502	11.3	20.8	32.1	50.0	-17.9
15.651	11.2	20.9	32.1	50.0	-17.9
15.942	11.2	20.9	32.1	50.0	-17.9
17.106	11.1	21.0	32.1	50.0	-17.9
22.598	10.7	21.4	32.1	50.0	-17.9
24.348	10.6	21.5	32.1	50.0	-17.9
25.672	10.5	21.6	32.1	50.0	-17.9
25.982	10.5	21.6	32.1	50.0	-17.9
26.430	10.3	21.8	32.1	50.0	-17.9
6.675	11.7	20.3	32.0	50.0	-18.0
12.764	11.3	20.7	32.0	50.0	-18.0
13.387	11.3	20.7	32.0	50.0	-18.0
13.629	11.3	20.7	32.0	50.0	-18.0
14.875	11.2	20.8	32.0	50.0	-18.0
16.506	11.0	21.0	32.0	50.0	-18.0
16.651	11.0	21.0	32.0	50.0	-18.0
17.315	11.0	21.0	32.0	50.0	-18.0
18.539	10.9	21.1	32.0	50.0	-18.0
19.211	10.9	21.1	32.0	50.0	-18.0
20.315	10.8	21.2	32.0	50.0	-18.0

Freq (MHz)	Amplitude (dBuV)	Factor (dB)	Adjusted (dBuV)	Spec. Limit (dBuV)	Compared to Spec. (dB)
12.208	10.0	20.7	30.7	60.0	-29.3
15.696	9.8	20.9	30.7	60.0	-29.3
5.459	10.3	20.3	30.6	60.0	-29.4
5.888	10.3	20.3	30.6	60.0	-29.4
13.726	9.9	20.7	30.6	60.0	-29.4
19.572	9.5	21.1	30.6	60.0	-29.4
5.276	10.2	20.3	30.5	60.0	-29.5
12.947	9.8	20.7	30.5	60.0	-29.5
13.663	9.8	20.7	30.5	60.0	-29.5
5.929	10.1	20.3	30.4	60.0	-29.6
7.914	9.8	20.5	30.3	60.0	-29.7
9.790	9.7	20.5	30.2	60.0	-29.8
9.137	9.6	20.5	30.1	60.0	-29.9
10.518	9.6	20.5	30.1	60.0	-29.9
10.980	9.6	20.5	30.1	60.0	-29.9
0.199	12.9	20.2	33.1	63.7	-30.6
0.157	12.9	20.2	33.1	65.6	-32.5

Freq (MHz)	Amplitude (dBuV)	Factor (dB)	Adjusted (dBuV)	Spec. Limit (dBuV)	Compared to Spec. (dB)
12.208	10.0	20.7	30.7	50.0	-19.3
15.696	9.8	20.9	30.7	50.0	-19.3
5.459	10.3	20.3	30.6	50.0	-19.4
5.888	10.3	20.3	30.6	50.0	-19.4
13.726	9.9	20.7	30.6	50.0	-19.4
19.572	9.5	21.1	30.6	50.0	-19.4
5.276	10.2	20.3	30.5	50.0	-19.5
12.947	9.8	20.7	30.5	50.0	-19.5
13.663	9.8	20.7	30.5	50.0	-19.5
5.929	10.1	20.3	30.4	50.0	-19.6
7.914	9.8	20.5	30.3	50.0	-19.7
9.790	9.7	20.5	30.2	50.0	-19.8
9.137	9.6	20.5	30.1	50.0	-19.9
10.518	9.6	20.5	30.1	50.0	-19.9
10.980	9.6	20.5	30.1	50.0	-19.9
0.199	12.9	20.2	33.1	53.7	-20.6
0.157	12.9	20.2	33.1	55.6	-22.5

SPURIOUS RADIATED EMISSIONS



PSA-ESCI 2017.01.26

Testing was performed using the mode(s) of operation and configuration(s) noted within the report. The individuals and/or the organization requesting the test provided the modes, configurations and settings used to complete the evaluation. The actual test parameters are specified in the test data, this includes items such as investigated frequency range (scanned) and test levels. The testing methods and performance specifications, as well as the test site used for the evaluation are indicated in the test data. The test data represents the configuration / operating mode/ model that produced the highest emission levels as compared to the specification limit.

MODES OF OPERATION

Low Channel (1) 2412 MHz, High Channel (11) 2463 MHz

Low Channel (1) 2412 MHz, Mid Channel (6) 2437 MHz, High Channel (11) 2463 MHz

POWER SETTINGS INVESTIGATED

14VDC

CONFIGURATIONS INVESTIGATED

LYTX0018 - 2

FREQUENCY RANGE INVESTIGATED

Start Frequency 30 MHz

Stop Frequency 26000 MHz

SAMPLE CALCULATIONS

Radiated Emissions: Field Strength = Measured Level + Antenna Factor + Cable Factor - Amplifier Gain + Distance Adjustment Factor + External Attenuation

TEST EQUIPMENT

Description	Manufacturer	Model	ID	Last Cal.	Interval
Filter - Low Pass	Micro-Tronics	LPM50004	LFC	10/17/2016	12 mo
Attenuator	Fairview Microwave	SA18H-20	TKQ	NCR	0 mo
Filter - High Pass	Micro-Tronics	HPM50111	HHX	8/10/2016	12 mo
Cable	Element	8-18GHz RE Cables	OCO	8/10/2016	12 mo
Cable	Element	18-26GHz RE Cables	OCK	1/3/2017	12 mo
Cable	Element	10kHz-1GHz RE Cables	OCH	8/9/2016	12 mo
Cable	Element	1-8GHz RE Cables	OCJ	8/4/2016	12 mo
Antenna - Biconilog	EMCO	3142	AXB	11/6/2015	24 mo
Amplifier - Pre-Amplifier	Miteq	AM-1402	AOZ	8/10/2016	12 mo
Amplifier - Pre-Amplifier	Miteq	AMF-4D-010120-30-10P-1	AOP	8/4/2016	12 mo
Amplifier - Pre-Amplifier	Miteq	AMF-6F-18002650-25-10P	AOI	1/3/2017	12 mo
Amplifier - Pre-Amplifier	Miteq	AMF-6F-12001800-30-10P	AOE	8/10/2016	12 mo
Amplifier - Pre-Amplifier	Miteq	AMF-6F-08001200-30-10P	AOE	8/10/2016	12 mo
Antenna - Standard Gain	ETS Lindgren	3160-08	AHT	NCR	0 mo
Antenna - Standard Gain	ETS Lindgren	3160-07	AHR	NCR	0 mo
Antenna - Standard Gain	ETS Lindgren	3160-09	AHN	NCR	0 mo
Antenna - Double Ridge	EMCO	3115	AHB	3/21/2016	24 mo
Analyzer - Spectrum Analyzer	Agilent	N9010A	AFJ	1/28/2017	12 mo

TEST DESCRIPTION

The highest gain antenna of each type to be used with the EUT was tested. The EUT was configured for the required transmit frequencies and the modes as showed in the data sheets.

For each configuration, the spectrum was scanned throughout the specified range as part of the exploratory investigation of the emissions. These "pre-scans" are not included in the report. Final measurements on individual emissions were then made and included in this test report.

The individual emissions from the EUT were maximized by rotating the EUT on a turntable, adjusting the position of the EUT and EUT antenna in three orthogonal axis if required, and adjusting the measurement antenna height and polarization (per ANSI C63.10). A preamp and high pass filter (and notch filter) were used for this test in order to provide sufficient measurement sensitivity.

Measurements were made with the required detectors and annotated on the data for each individual point using the following annotation:

QP = Quasi-Peak Detector

PK = Peak Detector
AV = RMS Detector

Measurements were made to satisfy the specific requirements of the test specification for out of band emissions as well as the restricted band requirements.

If there are no detectable emissions above the noise floor, the data included may show noise floor measurements for reference only.

Measurements at the edges of the allowable band may be presented in an alternative method as provided for in the ANSI C63.10 Marker-Delta method. This method involves performing an in-band fundamental measurement followed by a screen capture of the fundamental and out-of-band emission using reduced measurement instrumentation bandwidths. The amplitude delta measured on this screen capture is applied to the fundamental emission value to show the out-of-band emission level as applied to the limit.

SPURIOUS RADIATED EMISSIONS

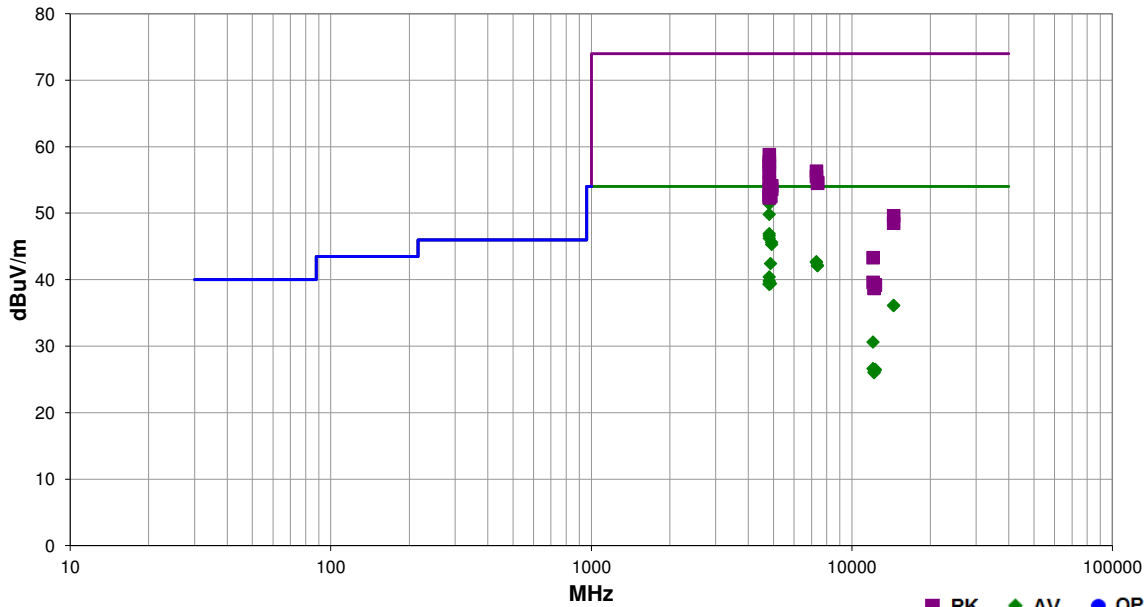


EmiR5 2017.01.25 PSA-ESCI 2017.01.26

Work Order:	LYTX0018	Date:	03/16/17		
Project:	None	Temperature:	21.4 °C		
Job Site:	OC10	Humidity:	46.5% RH		
Serial Number:	SF00000634	Barometric Pres.:	1022 mbar	Tested by:	Johnny Candelas, Salvador Solorzano
EUT:	DC-6000-001				
Configuration:	2				
Customer:	Lytx, Inc.				
Attendees:	None				
EUT Power:	14VDC				
Operating Mode:	Low Channel (1) 2412 MHz, Mid Channel (6) 2437 MHz, High Channel (11) 2463 MHz				
Deviations:	None				
Comments:	Using Client Provided Power Settings				

Test Specifications	FCC 15.247:2017	Test Method	ANSI C63.10:2013
----------------------------	-----------------	--------------------	------------------

Run #	29	Test Distance (m)	3	Antenna Height(s)	1 to 4(m)	Results	Pass
--------------	----	--------------------------	---	--------------------------	-----------	----------------	------



Freq (MHz)	Amplitude (dBuV)	Factor (dB)	Antenna Height (meters)	Azimuth (degrees)	Test Distance (meters)	External Attenuation (dB)	Polarity/Transducer Type	Detector	Distance Adjustment (dB)	Adjusted (dBuV/m)	Spec. Limit (dBuV/m)	Compared to Spec. (dB)	Comments
4823.975	41.0	12.8	1.5	174.0	3.0	0.0	Horz	AV	0.0	53.8	54.0	-0.2	EUT Vert, Low Ch 1, 1Mbps
4823.960	38.7	12.8	1.6	182.0	3.0	0.0	Vert	AV	0.0	51.5	54.0	-2.5	EUT Vert, Low Ch 1, 1Mbps
4823.920	38.6	12.8	1.5	193.0	3.0	0.0	Horz	AV	0.0	51.4	54.0	-2.6	EUT on Side, Low Ch 1, 1Mbps
4823.935	37.0	12.8	1.5	193.0	3.0	0.0	Vert	AV	0.0	49.8	54.0	-4.2	EUT on Side, Low Ch 1, 1Mbps
4823.980	34.1	12.8	1.5	170.0	3.0	0.0	Vert	AV	0.0	46.9	54.0	-7.1	EUT Horz, Low Ch 1, 1Mbps
4823.967	33.8	12.8	1.5	174.0	3.0	0.0	Horz	AV	0.0	46.6	54.0	-7.4	EUT Vert, Low Ch 1, 1Mbps
4823.980	33.4	12.8	1.5	303.0	3.0	0.0	Horz	AV	0.0	46.2	54.0	-7.8	EUT Horz, Low Ch 1, 1Mbps
4923.967	32.9	12.7	1.0	64.0	3.0	0.0	Vert	AV	0.0	45.6	54.0	-8.4	EUT Vert, High Ch 11, 1Mbps
4923.967	32.6	12.7	1.5	171.0	3.0	0.0	Horz	AV	0.0	45.3	54.0	-8.7	EUT Vert, High Ch 11, 1Mbps
7311.942	24.7	18.0	1.5	108.0	3.0	0.0	Horz	AV	0.0	42.7	54.0	-11.3	EUT Vert, Mid Ch 6, 1Mbps
7312.758	24.6	18.0	1.5	341.0	3.0	0.0	Vert	AV	0.0	42.6	54.0	-11.4	EUT Vert, Mid Ch 6, 1Mbps
4873.967	29.6	12.8	1.5	180.0	3.0	0.0	Horz	AV	0.0	42.4	54.0	-11.6	EUT Vert, Mid Ch 6, 1Mbps
7383.592	24.2	17.9	1.5	41.0	3.0	0.0	Horz	AV	0.0	42.1	54.0	-11.9	EUT Vert, High Ch 11, 1Mbps
7384.108	24.2	17.9	1.5	283.0	3.0	0.0	Vert	AV	0.0	42.1	54.0	-11.9	EUT Vert, High Ch 11, 1Mbps
4825.867	27.6	12.8	1.5	174.0	3.0	0.0	Horz	AV	0.0	40.4	54.0	-13.6	EUT Vert, Low Ch 1, 6Mbps
4825.750	27.0	12.8	1.5	174.0	3.0	0.0	Horz	AV	0.0	39.8	54.0	-14.2	EUT Vert, Low Ch 1, 36Mbps
4873.942	26.6	12.8	1.5	158.0	3.0	0.0	Vert	AV	0.0	39.4	54.0	-14.6	EUT Vert, Mid Ch 6, 1Mbps
4825.108	26.6	12.8	1.5	174.0	3.0	0.0	Horz	AV	0.0	39.4	54.0	-14.6	EUT Vert, Low Ch 1, MCS0Mbps
4825.408	26.5	12.8	1.5	174.0	3.0	0.0	Horz	AV	0.0	39.3	54.0	-14.7	EUT Vert, Low Ch 1, 54Mbps
4825.100	26.5	12.8	1.5	174.0	3.0	0.0	Horz	AV	0.0	39.3	54.0	-14.7	EUT Vert, Low Ch 1, MCS7Mbps
4823.820	46.0	12.8	1.5	174.0	3.0	0.0	Horz	PK	0.0	58.8	74.0	-15.2	EUT Vert, Low Ch 1, 1Mbps

Freq (MHz)	Amplitude (dBuV)	Factor (dB)	Antenna Height (meters)	Azimuth (degrees)	Test Distance (meters)	External Attenuation (dB)	Polarity/ Transducer Type	Detector	Distance Adjustment (dB)	Adjusted (dBuV/m)	Spec. Limit (dBuV/m)	Compared to Spec. (dB)	Comments
4823.800	45.0	12.8	1.5	174.0	3.0	0.0	Horz	PK	0.0	57.8	74.0	-16.2	EUT Vert, Low Ch 1, 11Mbps
4823.985	44.5	12.8	1.6	182.0	3.0	0.0	Vert	PK	0.0	57.3	74.0	-16.7	EUT Vert, Low Ch 1, 1Mbps
4824.095	44.2	12.8	1.5	193.0	3.0	0.0	Horz	PK	0.0	57.0	74.0	-17.0	EUT on Side, Low Ch 1, 1Mbps
7309.467	38.3	18.0	1.5	108.0	3.0	0.0	Horz	PK	0.0	56.3	74.0	-17.7	EUT Vert, Mid Ch 6, 1Mbps
4823.805	43.3	12.8	1.5	193.0	3.0	0.0	Vert	PK	0.0	56.1	74.0	-17.9	EUT on Side, Low Ch 1, 1Mbps
14474.280	24.4	11.7	1.5	149.0	3.0	0.0	Horz	AV	0.0	36.1	54.0	-17.9	EUT Vert, Low Ch 1, 1Mbps
14474.230	24.4	11.7	1.5	162.0	3.0	0.0	Vert	AV	0.0	36.1	54.0	-17.9	EUT Vert, Low Ch 1, 1Mbps
7310.067	37.5	18.0	1.5	341.0	3.0	0.0	Vert	PK	0.0	55.5	74.0	-18.5	EUT Vert, Mid Ch 6, 1Mbps
4823.685	42.3	12.8	1.5	170.0	3.0	0.0	Vert	PK	0.0	55.1	74.0	-18.9	EUT Horz, Low Ch 1, 1Mbps
4824.160	41.9	12.8	1.5	303.0	3.0	0.0	Horz	PK	0.0	54.7	74.0	-19.3	EUT Horz, Low Ch 1, 1Mbps
7387.983	36.7	17.9	1.5	41.0	3.0	0.0	Horz	PK	0.0	54.6	74.0	-19.4	EUT Vert, High Ch 11, 1Mbps
7384.392	36.6	17.9	1.5	283.0	3.0	0.0	Vert	PK	0.0	54.5	74.0	-19.5	EUT Vert, High Ch 11, 1Mbps
4923.992	41.4	12.7	1.0	64.0	3.0	0.0	Vert	PK	0.0	54.1	74.0	-19.9	EUT Vert, High Ch 11, 1Mbps
4923.875	40.8	12.8	1.5	171.0	3.0	0.0	Horz	PK	0.0	53.6	74.0	-20.4	EUT Vert, High Ch 11, 1Mbps
4824.383	40.8	12.8	1.5	174.0	3.0	0.0	Horz	PK	0.0	53.6	74.0	-20.4	EUT Vert, Low Ch 1, 6Mbps
4825.983	39.9	12.8	1.5	174.0	3.0	0.0	Horz	PK	0.0	52.7	74.0	-21.3	EUT Vert, Low Ch 1, MCS7Mbps
4873.767	39.8	12.8	1.5	158.0	3.0	0.0	Vert	PK	0.0	52.6	74.0	-21.4	EUT Vert, Mid Ch 6, 1Mbps
4822.550	39.8	12.8	1.5	174.0	3.0	0.0	Horz	PK	0.0	52.6	74.0	-21.4	EUT Vert, Low Ch 1, 36Mbps
4824.933	39.8	12.8	1.5	174.0	3.0	0.0	Horz	PK	0.0	52.6	74.0	-21.4	EUT Vert, Low Ch 1, MCS0Mbps
4874.000	39.7	12.8	1.5	180.0	3.0	0.0	Horz	PK	0.0	52.5	74.0	-21.5	EUT Vert, Mid Ch 6, 1Mbps
4822.658	39.5	12.8	1.5	174.0	3.0	0.0	Horz	PK	0.0	52.3	74.0	-21.7	EUT Vert, Low Ch 1, 54Mbps
12061.350	34.3	-3.7	1.0	203.0	3.0	0.0	Horz	AV	0.0	30.6	54.0	-23.4	EUT Vert, Low Ch 1, 1Mbps
14471.930	37.9	11.7	1.5	149.0	3.0	0.0	Horz	PK	0.0	49.6	74.0	-24.4	EUT Vert, Low Ch 1, 1Mbps
14469.930	36.8	11.7	1.5	162.0	3.0	0.0	Vert	PK	0.0	48.5	74.0	-25.5	EUT Vert, Low Ch 1, 1Mbps
12061.300	30.3	-3.7	1.5	31.0	3.0	0.0	Vert	AV	0.0	26.6	54.0	-27.4	EUT Vert, Low Ch 1, 1Mbps
12309.190	29.5	-3.0	1.1	180.0	3.0	0.0	Horz	AV	0.0	26.5	54.0	-27.5	EUT Vert, High Ch 11, 1Mbps
12309.290	29.4	-3.0	1.5	199.0	3.0	0.0	Vert	AV	0.0	26.4	54.0	-27.6	EUT Vert, High Ch 11, 1Mbps
12182.950	28.9	-2.8	1.5	62.0	3.0	0.0	Horz	AV	0.0	26.1	54.0	-27.9	EUT Vert, Mid Ch 6, 1Mbps
12183.180	28.8	-2.8	1.5	41.0	3.0	0.0	Vert	AV	0.0	26.0	54.0	-28.0	EUT Vert, Mid Ch 6, 1Mbps
12061.430	47.0	-3.7	1.0	203.0	3.0	0.0	Horz	PK	0.0	43.3	74.0	-30.7	EUT Vert, Low Ch 1, 1Mbps
12061.280	43.3	-3.7	1.5	31.0	3.0	0.0	Vert	PK	0.0	39.6	74.0	-34.4	EUT Vert, Low Ch 1, 1Mbps
12309.490	42.2	-3.0	1.1	180.0	3.0	0.0	Horz	PK	0.0	39.2	74.0	-34.8	EUT Vert, High Ch 11, 1Mbps
12309.130	42.2	-3.0	1.5	199.0	3.0	0.0	Vert	PK	0.0	39.2	74.0	-34.8	EUT Vert, High Ch 11, 1Mbps
12185.260	41.5	-2.8	1.5	62.0	3.0	0.0	Horz	PK	0.0	38.7	74.0	-35.3	EUT Vert, Mid Ch 6, 1Mbps
12184.220	41.5	-2.8	1.5	41.0	3.0	0.0	Vert	PK	0.0	38.7	74.0	-35.3	EUT Vert, Mid Ch 6, 1Mbps

SPURIOUS RADIATED EMISSIONS

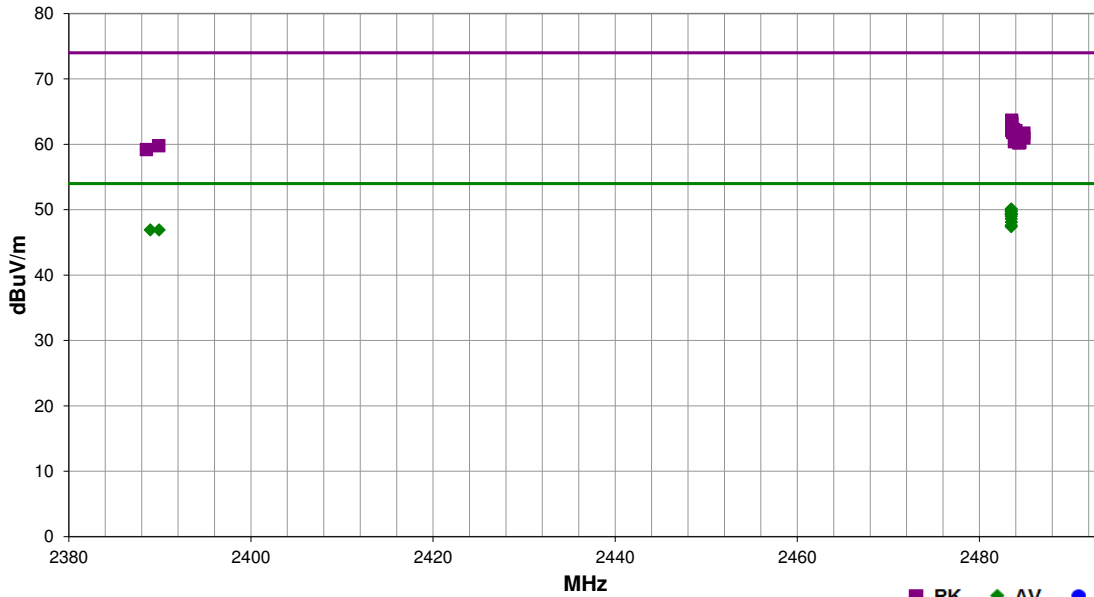


EmiRS 2017.01.25 PSA-ESCI 2017.01.26

Work Order:	LYTX0018	Date:	03/16/17		
Project:	None	Temperature:	21.4 °C		
Job Site:	OC10	Humidity:	46.5% RH		
Serial Number:	SF00000634	Barometric Pres.:	1022 mbar	Tested by:	Johnny Candelas, Salvador Solorzano
EUT:	DC-6000-001				
Configuration:	2				
Customer:	Lytx, Inc.				
Attendees:	None				
EUT Power:	14VDC				
Operating Mode:	Low Channel (1) 2412 MHz, High Channel (11) 2463 MHz				
Deviations:	None				
Comments:	Using Client Provided Power Settings				

Test Specifications	FCC 15.247:2017	Test Method	ANSI C63.10:2013
----------------------------	-----------------	--------------------	------------------

Run #	39	Test Distance (m)	3	Antenna Height(s)	1 to 4(m)	Results	Pass
--------------	----	--------------------------	---	--------------------------	-----------	----------------	------



Freq (MHz)	Amplitude (dBuV)	Factor (dB)	Antenna Height (meters)	Azimuth (degrees)	Test Distance (meters)	External Attenuation (dB)	Polarity/Transducer Type	Detector	Distance Adjustment (dB)	Adjusted (dBuV/m)	Spec. Limit (dBuV/m)	Compared to Spec. (dB)	Comments
2483.500	27.8	2.3	1.5	92.0	3.0	20.0	Horz	AV	0.0	50.1	54.0	-3.9	EUT Vert, High Ch 11, 6Mbps
2483.500	27.5	2.3	1.5	156.0	3.0	20.0	Vert	AV	0.0	49.8	54.0	-4.2	EUT Side, High Ch 11, 6Mbps
2483.500	27.4	2.3	1.5	41.0	3.0	20.0	Vert	AV	0.0	49.7	54.0	-4.3	EUT Horz, High Ch 11, 6Mbps
2483.500	27.1	2.3	1.5	92.0	3.0	20.0	Horz	AV	0.0	49.4	54.0	-4.6	EUT Vert, High Ch 11, MCS7 Mbps
2483.503	27.0	2.3	1.5	92.0	3.0	20.0	Horz	AV	0.0	49.3	54.0	-4.7	EUT Vert, High Ch 11, 36Mbps
2483.500	27.0	2.3	1.5	92.0	3.0	20.0	Horz	AV	0.0	49.3	54.0	-4.7	EUT Vert, High Ch 11, 54Mbps
2483.500	27.0	2.3	1.5	92.0	3.0	20.0	Horz	AV	0.0	49.3	54.0	-4.7	EUT Vert, High Ch 11, MCS0 Mbps
2483.507	26.7	2.3	1.5	78.0	3.0	20.0	Vert	AV	0.0	49.0	54.0	-5.0	EUT Vert, High Ch 11, 6Mbps
2483.503	26.3	2.3	1.5	231.0	3.0	20.0	Horz	AV	0.0	48.6	54.0	-5.4	EUT Horz, High Ch 11, 6Mbps
2483.517	25.8	2.3	1.5	108.0	3.0	20.0	Horz	AV	0.0	48.1	54.0	-5.9	EUT Side, High Ch 11, 6Mbps
2483.500	25.3	2.3	1.5	92.0	3.0	20.0	Horz	AV	0.0	47.6	54.0	-6.4	EUT Vert, High Ch 11, 1Mbps
2483.503	25.1	2.3	1.5	92.0	3.0	20.0	Horz	AV	0.0	47.4	54.0	-6.6	EUT Vert, High Ch 11, 11Mbps
2389.917	24.9	2.0	1.5	92.0	3.0	20.0	Horz	AV	0.0	46.9	54.0	-7.1	EUT Vert, Low Ch 1, 1Mbps
2388.963	24.9	2.0	1.5	92.0	3.0	20.0	Horz	AV	0.0	46.9	54.0	-7.1	EUT Vert, Low Ch 1, 6Mbps
2483.540	41.4	2.3	1.5	92.0	3.0	20.0	Horz	PK	0.0	63.7	74.0	-10.3	EUT Vert, High Ch 11, 54Mbps
2483.567	40.9	2.3	1.5	92.0	3.0	20.0	Horz	PK	0.0	63.2	74.0	-10.8	EUT Vert, High Ch 11, 36Mbps
2483.697	40.0	2.3	1.5	156.0	3.0	20.0	Vert	PK	0.0	62.3	74.0	-11.7	EUT Side, High Ch 11, 6Mbps
2483.543	39.9	2.3	1.5	92.0	3.0	20.0	Horz	PK	0.0	62.2	74.0	-11.8	EUT Vert, High Ch 11, MCS7 Mbps
2484.010	39.8	2.3	1.5	92.0	3.0	20.0	Horz	PK	0.0	62.1	74.0	-11.9	EUT Vert, High Ch 11, 6Mbps
2483.800	39.8	2.3	1.5	92.0	3.0	20.0	Horz	PK	0.0	62.1	74.0	-11.9	EUT Vert, High Ch 11, MCS0 Mbps
2483.677	39.5	2.3	1.5	41.0	3.0	20.0	Vert	PK	0.0	61.8	74.0	-12.2	EUT Horz, High Ch 11, 6Mbps
2484.883	39.4	2.3	1.5	231.0	3.0	20.0	Horz	PK	0.0	61.7	74.0	-12.3	EUT Horz, High Ch 11, 6Mbps

Freq (MHz)	Amplitude (dBuV)	Factor (dB)	Antenna Height (meters)	Azimuth (degrees)	Test Distance (meters)	External Attenuation (dB)	Polarity/ Transducer Type	Detector	Distance Adjustment (dB)	Adjusted (dBuV/m)	Spec. Limit (dBuV/m)	Compared to Spec. (dB)	Comments
2484.883	38.7	2.3	1.5	78.0	3.0	20.0	Vert	PK	0.0	61.0	74.0	-13.0	EUT Vert, High Ch 11, 6Mbps
2483.853	38.1	2.3	1.5	108.0	3.0	20.0	Horz	PK	0.0	60.4	74.0	-13.6	EUT Side, High Ch 11, 6Mbps
2484.437	38.0	2.3	1.5	92.0	3.0	20.0	Horz	PK	0.0	60.3	74.0	-13.7	EUT Vert, High Ch 11, 1Mbps
2484.330	37.9	2.3	1.5	92.0	3.0	20.0	Horz	PK	0.0	60.2	74.0	-13.8	EUT Vert, High Ch 11, 11Mbps
2389.887	37.8	2.0	1.5	92.0	3.0	20.0	Horz	PK	0.0	59.8	74.0	-14.2	EUT Vert, Low Ch 1, 1Mbps
2388.513	37.2	2.0	1.5	92.0	3.0	20.0	Horz	PK	0.0	59.2	74.0	-14.8	EUT Vert, Low Ch 1, 6Mbps

DUTY CYCLE



XMR 2017.01.26

Testing was performed using the mode(s) of operation and configuration(s) noted within the report. The individuals and/or the organization requesting the test provided the modes, configurations and settings used to complete the evaluation. The actual test parameters are specified in the test data, this includes items such as investigated frequency range (scanned) and test levels. The testing methods and performance specifications, as well as the test site used for the evaluation are indicated in the test data.

TEST EQUIPMENT

Description	Manufacturer	Model	ID	Last Cal.	Cal. Due
Generator - Signal	Agilent	E8257D	TGU	2/5/2015	2/5/2018
Cable	Fairview Microwave	SCA1814-0101-120	OCZ	NCR	NCR
Attenuator	Fairview Microwave	SA18H-20	TKR	1/5/2017	1/5/2018
Block - DC	Fairview Microwave	SD3379	AMV	1/11/2017	1/11/2018
Analyzer - Spectrum Analyzer	Agilent	E4440A	AFA	11/2/2016	11/2/2017

TEST DESCRIPTION

The measurement was made using a direct connection between the RF output of the EUT and a spectrum analyzer. The Duty Cycle (x) of the single channel operation of the radio as controlled by the provided test software was measured for each of the EUT operating modes.

There is no compliance requirement to be met by this test, so therefore no Pass / Fail criteria.

The measurements were made using a zero span on the spectrum analyzer to see the pulses in the time domain. The transmit power was set to its default maximum.

The duty cycle was calculated by dividing the transmission pulse duration (T) by the total period of a single on and total off time.

If the transmit duty cycle < 98 percent, burst gating may have been used during some of the other tests in this report to only take the measurement during the burst duration.

DUTY CYCLE



TbTx 2017.01.27 XMi 2017.01.28

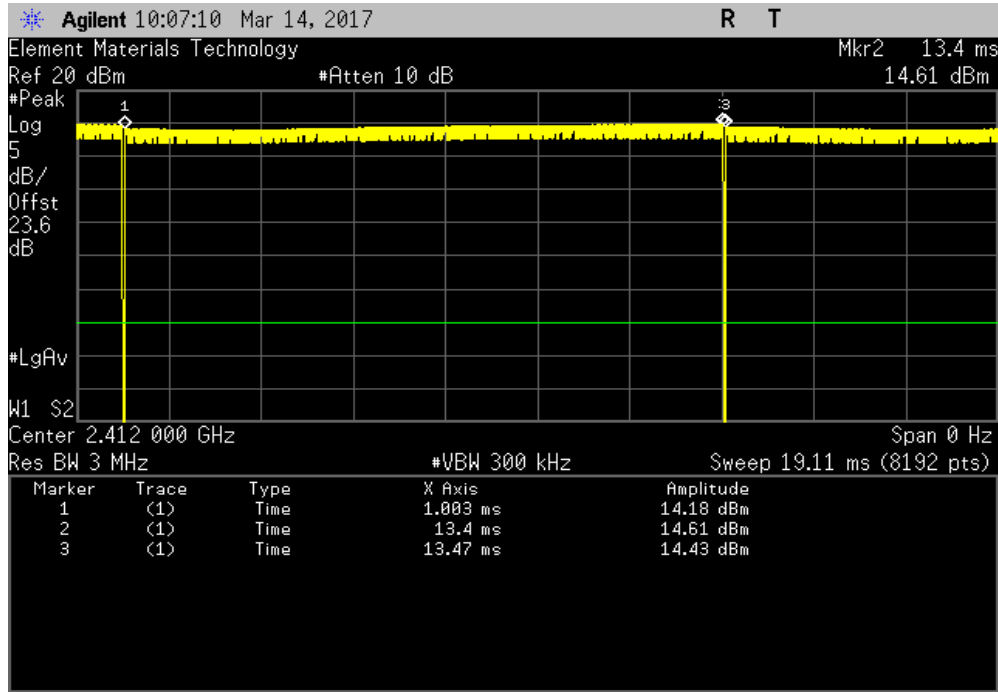
EUT: DC-6000-001		Work Order: LYTX0018	
Serial Number: SF00000634		Date: 03/14/17	
Customer: Lytx, Inc.		Temperature: 21.2 °C	
Attendees: None		Humidity: 46.6% RH	
Project: None		Barometric Pres.: 1022 mbar	
Tested by: Mike Tran		Power: 14VDC	
Job Site: OC13			
TEST SPECIFICATIONS		Test Method	
FCC 15.247:2017		ANSI C63.10:2013	
COMMENTS			
Using client provided power settings. DC Block/20dB Attenuator + Coax Cable + Patch Cable = 23.62 dB Total Offset			
DEVIATIONS FROM TEST STANDARD			
None			
Configuration #	1	Signature <i>Mike Tran</i>	
		Pulse Width	Period
		Number of Pulses	Value (%)
		Limit (%)	Results
2400 MHz - 2483.5 MHz Band			
802.11(b) 1 Mbps			
	Low Channel 1, 2412 MHz	12.402 ms	12.467 ms
	Low Channel 1, 2412 MHz	N/A	N/A
	Mid Channel 6, 2437 MHz	12.409 ms	12.467 ms
	Mid Channel 6, 2437 MHz	N/A	N/A
	High Channel 11, 2462 MHz	12.399 ms	12.467 ms
	High Channel 11, 2462 MHz	N/A	N/A
802.11(b) 11 Mbps			
	Low Channel 1, 2412 MHz	1.299 ms	1.354 ms
	Low Channel 1, 2412 MHz	N/A	N/A
	Mid Channel 6, 2437 MHz	1.28 ms	1.348 ms
	Mid Channel 6, 2437 MHz	N/A	N/A
	High Channel 11, 2462 MHz	1.266 ms	1.355 ms
	High Channel 11, 2462 MHz	N/A	N/A
802.11(g) 6 Mbps			
	Low Channel 1, 2412 MHz	2.052 ms	2.121 ms
	Low Channel 1, 2412 MHz	N/A	N/A
	Mid Channel 6, 2437 MHz	935.539 us	1.007 ms
	Mid Channel 6, 2437 MHz	N/A	N/A
	High Channel 11, 2462 MHz	2.039 ms	2.12 ms
	High Channel 11, 2462 MHz	N/A	N/A
802.11(g) 36 Mbps			
	Low Channel 1, 2412 MHz	354.237 us	420.956 us
	Low Channel 1, 2412 MHz	N/A	N/A
	Mid Channel 6, 2437 MHz	353.782 us	420.467 us
	Mid Channel 6, 2437 MHz	N/A	N/A
	High Channel 11, 2462 MHz	354.758 us	420.9 us
	High Channel 11, 2462 MHz	N/A	N/A
802.11(g) 54 Mbps			
	Low Channel 1, 2412 MHz	354.266 us	422.165 us
	Low Channel 1, 2412 MHz	N/A	N/A
	Mid Channel 6, 2437 MHz	238.883 us	305.025 us
	Mid Channel 6, 2437 MHz	N/A	N/A
	High Channel 11, 2462 MHz	235.607 us	303.788 us
	High Channel 11, 2462 MHz	N/A	N/A
802.11(n) MCS0			
	Low Channel 1, 2412 MHz	1.395 ms	1.465 ms
	Low Channel 1, 2412 MHz	N/A	N/A
	Mid Channel 6, 2437 MHz	1.895 ms	1.977 ms
	Mid Channel 6, 2437 MHz	N/A	N/A
	High Channel 11, 2462 MHz	1.9 ms	1.977 ms
	High Channel 11, 2462 MHz	N/A	N/A
802.11(n) MCS7			
	Low Channel 1, 2412 MHz	218.574 us	291.048 us
	Low Channel 1, 2412 MHz	N/A	N/A
	Mid Channel 6, 2437 MHz	218.018 us	284.9 us
	Mid Channel 6, 2437 MHz	N/A	N/A
	High Channel 11, 2462 MHz	218.582 us	284.712 us
	High Channel 11, 2462 MHz	N/A	N/A

DUTY CYCLE

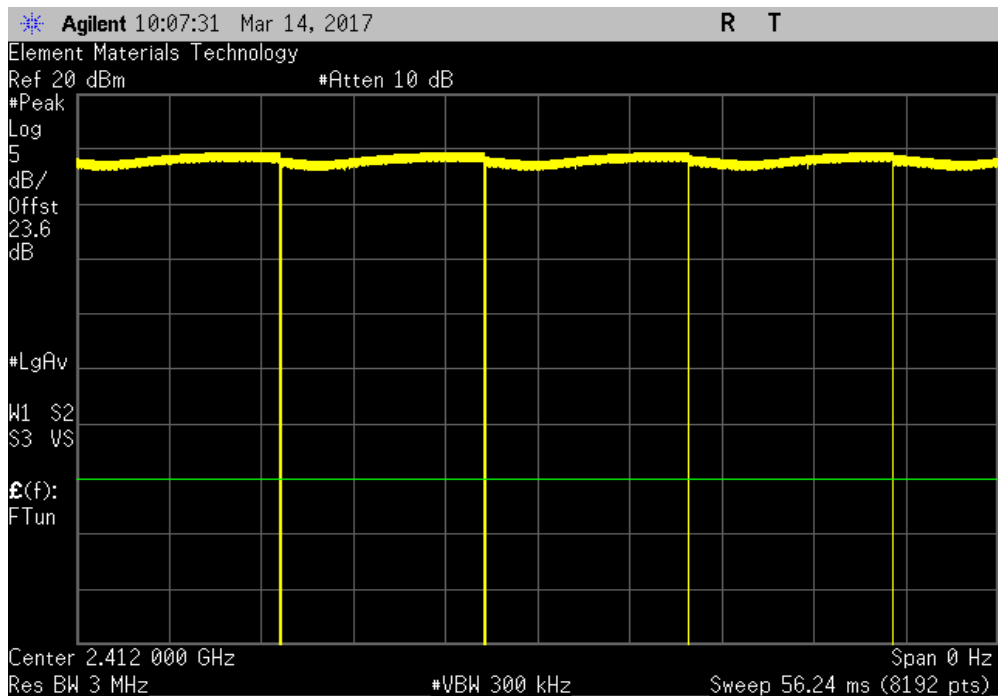


TMTX 2017.01.27 XMI 2017.01.28

2400 MHz - 2483.5 MHz Band, 802.11(b) 1 Mbps, Low Channel 1, 2412 MHz						
Pulse Width	Period	Number of Pulses	Value (%)	Limit (%)	Results	
12.402 ms	12.467 ms	1	99.5	N/A	N/A	



2400 MHz - 2483.5 MHz Band, 802.11(b) 1 Mbps, Low Channel 1, 2412 MHz						
Pulse Width	Period	Number of Pulses	Value (%)	Limit (%)	Results	
N/A	N/A	5	N/A	N/A	N/A	

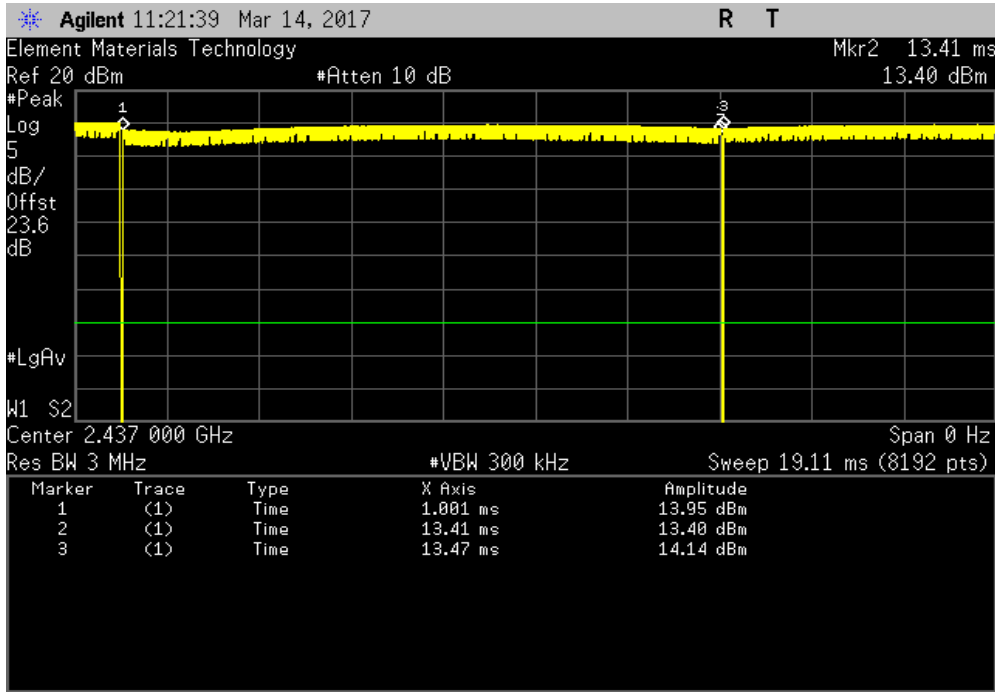


DUTY CYCLE

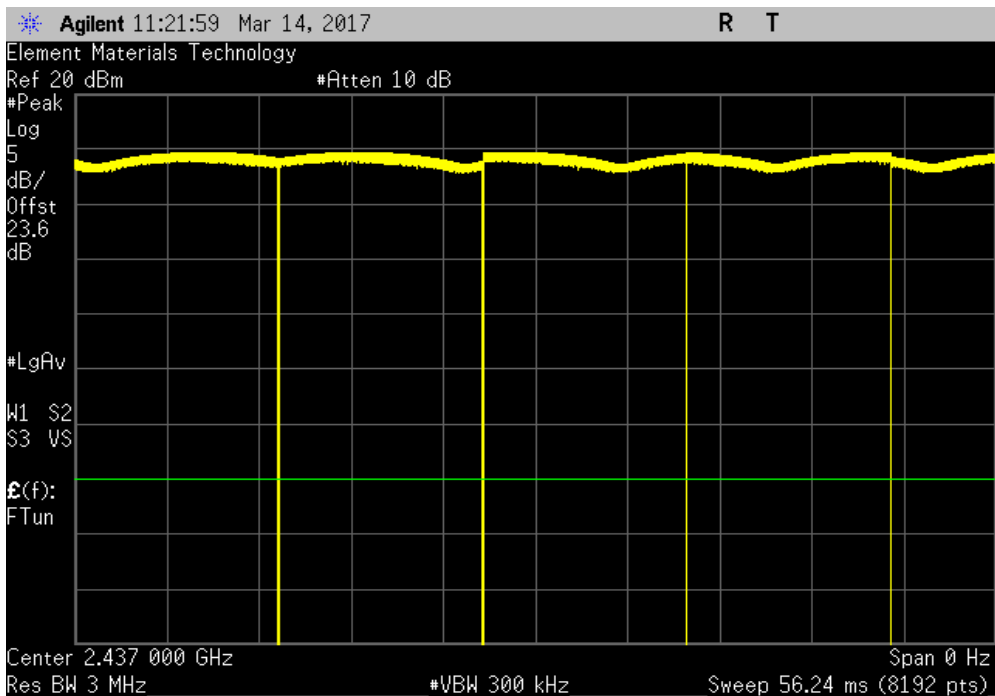


TMTX 2017.01.27 XMI 2017.01.28

2400 MHz - 2483.5 MHz Band, 802.11(b) 1 Mbps, Mid Channel 6, 2437 MHz						
Pulse Width	Period	Number of Pulses	Value (%)	Limit (%)	Results	
12.409 ms	12.467 ms	1	99.5	N/A	N/A	



2400 MHz - 2483.5 MHz Band, 802.11(b) 1 Mbps, Mid Channel 6, 2437 MHz						
Pulse Width	Period	Number of Pulses	Value (%)	Limit (%)	Results	
N/A	N/A	5	N/A	N/A	N/A	

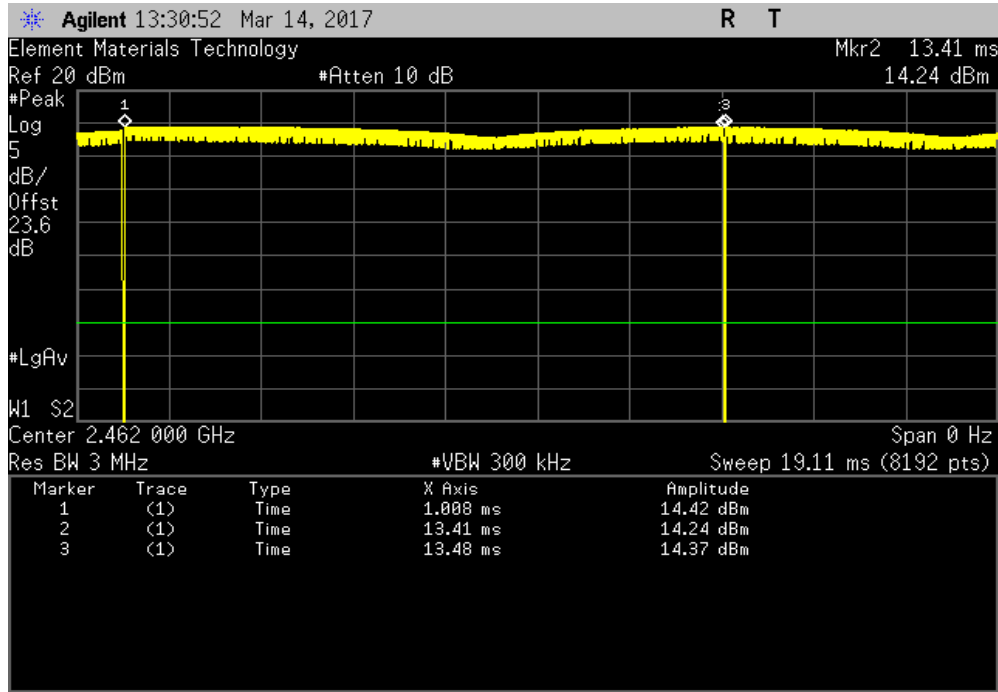


DUTY CYCLE

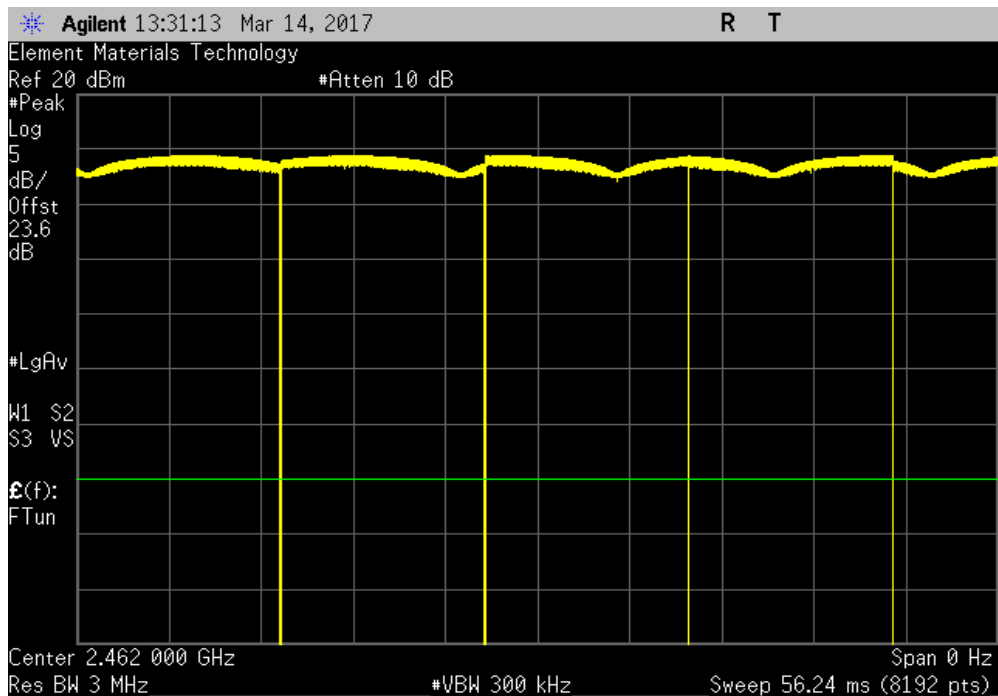


TMTX 2017.01.27 XMI 2017.01.28

2400 MHz - 2483.5 MHz Band, 802.11(b) 1 Mbps, High Channel 11, 2462 MHz						
Pulse Width	Period	Number of Pulses	Value (%)	Limit (%)	Results	
12.399 ms	12.467 ms	1	99.5	N/A	N/A	



2400 MHz - 2483.5 MHz Band, 802.11(b) 1 Mbps, High Channel 11, 2462 MHz						
Pulse Width	Period	Number of Pulses	Value (%)	Limit (%)	Results	
N/A	N/A	5	N/A	N/A	N/A	

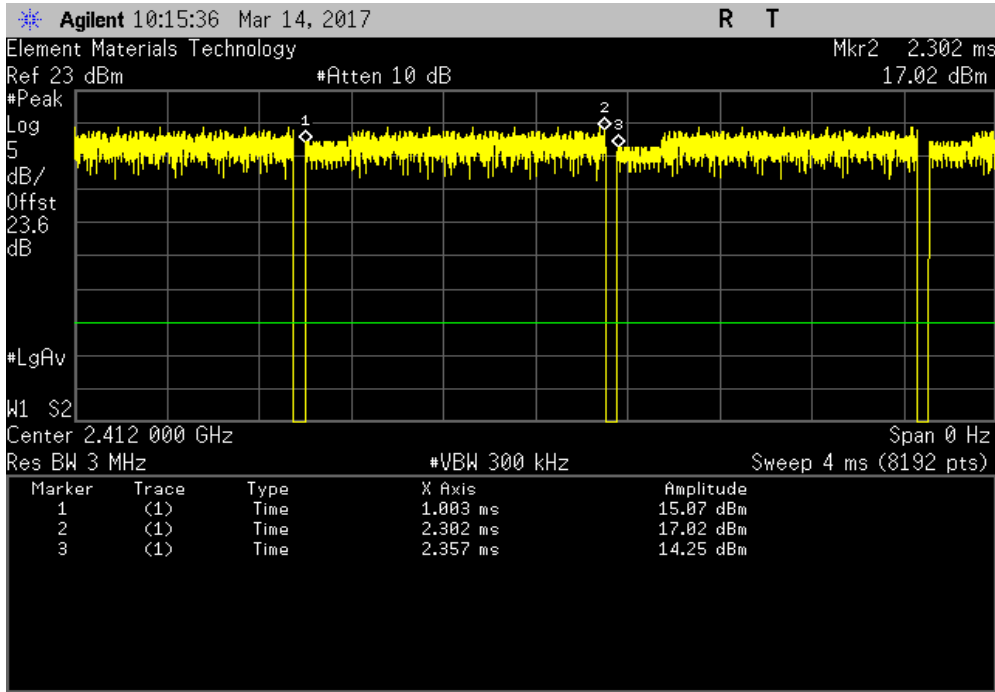


DUTY CYCLE

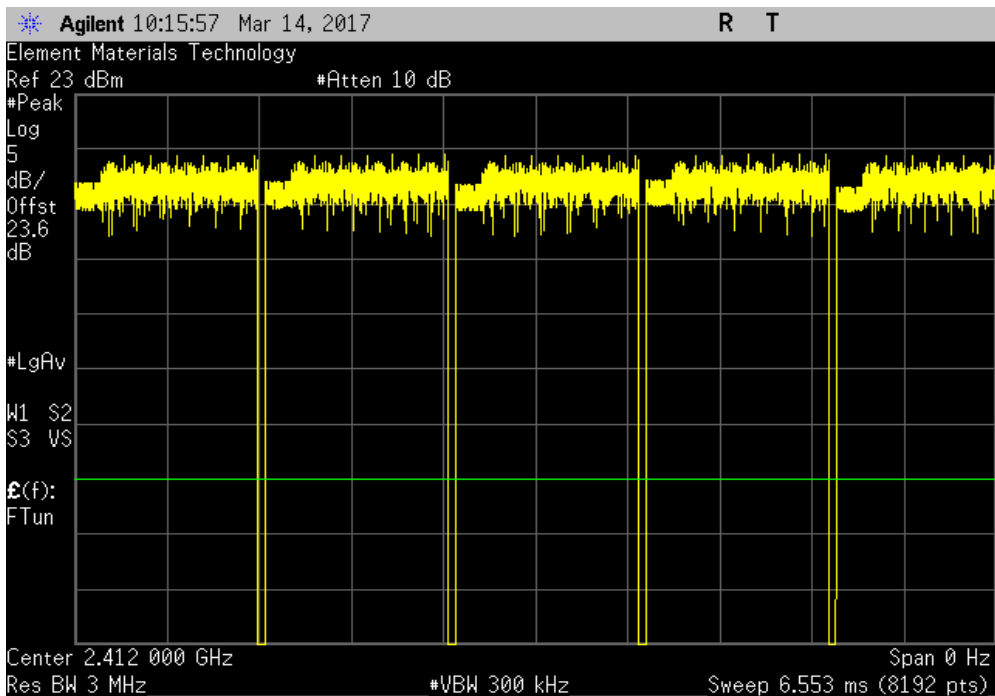


TMTX 2017.01.27 XMI 2017.01.28

2400 MHz - 2483.5 MHz Band, 802.11(b) 11 Mbps, Low Channel 1, 2412 MHz						
Pulse Width	Period	Number of Pulses	Value (%)	Limit (%)	Results	
1.299 ms	1.354 ms	1	95.9	N/A	N/A	



2400 MHz - 2483.5 MHz Band, 802.11(b) 11 Mbps, Low Channel 1, 2412 MHz						
Pulse Width	Period	Number of Pulses	Value (%)	Limit (%)	Results	
N/A	N/A	5	N/A	N/A	N/A	

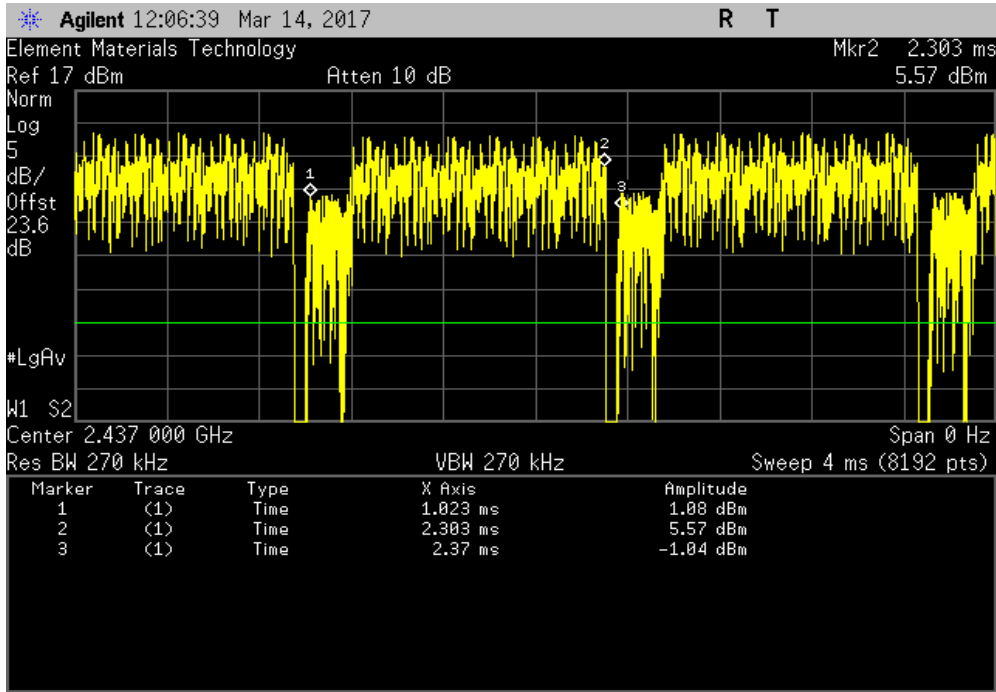


DUTY CYCLE

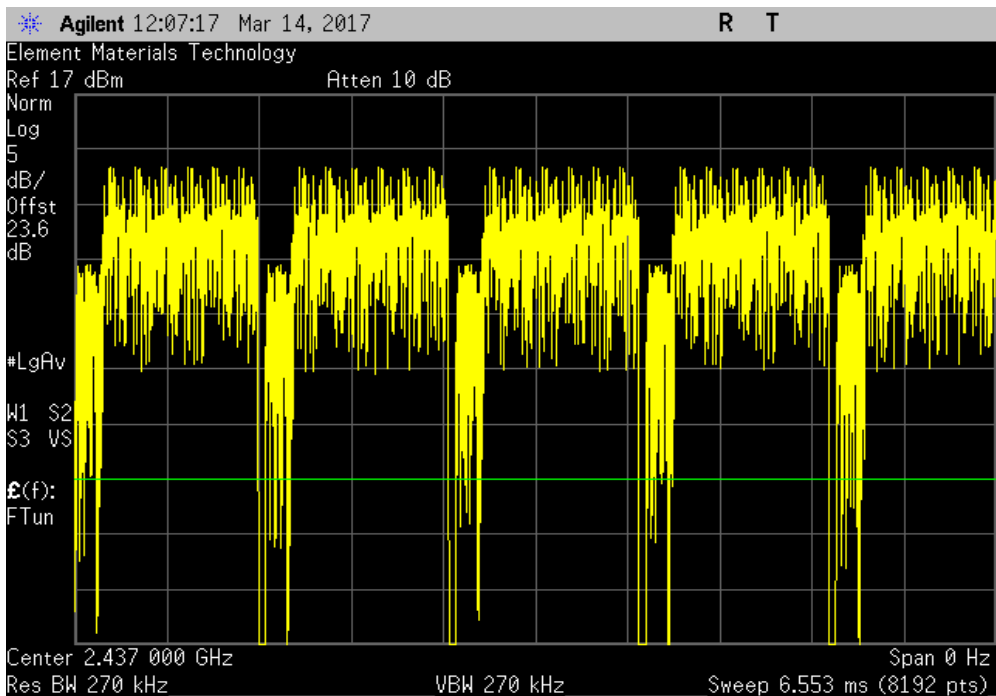


TMTX 2017.01.27 XMI 2017.01.28

2400 MHz - 2483.5 MHz Band, 802.11(b) 11 Mbps, Mid Channel 6, 2437 MHz						
Pulse Width	Period	Number of Pulses	Value (%)	Limit (%)	Results	
1.28 ms	1.348 ms	1	95	N/A	N/A	



2400 MHz - 2483.5 MHz Band, 802.11(b) 11 Mbps, Mid Channel 6, 2437 MHz						
Pulse Width	Period	Number of Pulses	Value (%)	Limit (%)	Results	
N/A	N/A	6	N/A	N/A	N/A	

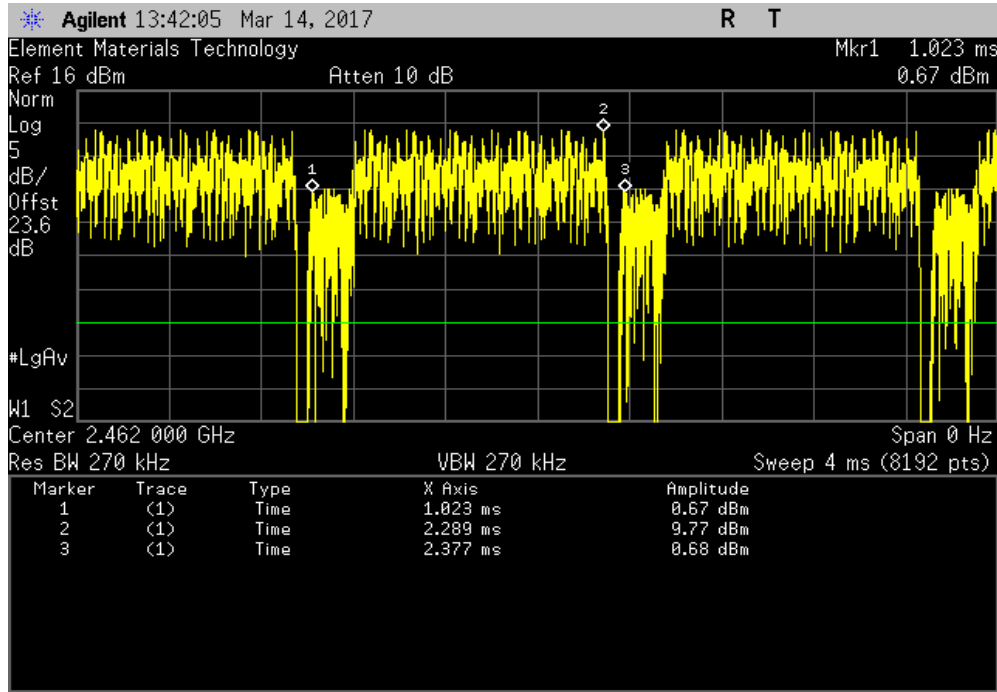


DUTY CYCLE

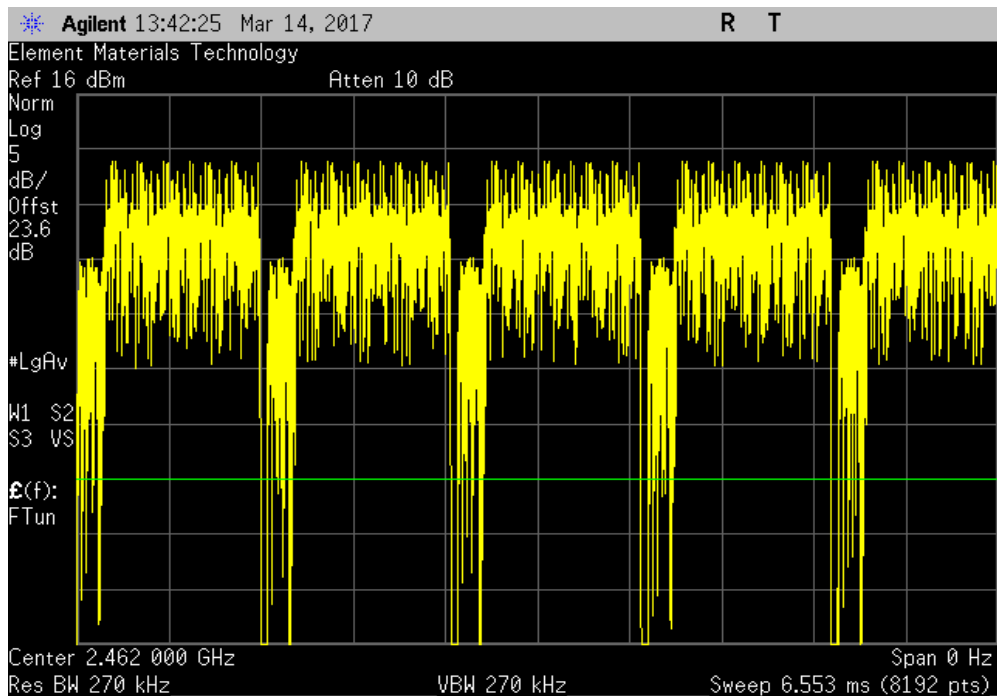


TMTX 2017.01.27 XMI 2017.01.28

2400 MHz - 2483.5 MHz Band, 802.11(b) 11 Mbps, High Channel 11, 2462 MHz						
Pulse Width	Period	Number of Pulses	Value (%)	Limit (%)	Results	
1.266 ms	1.355 ms	1	93.5	N/A	N/A	



2400 MHz - 2483.5 MHz Band, 802.11(b) 11 Mbps, High Channel 11, 2462 MHz						
Pulse Width	Period	Number of Pulses	Value (%)	Limit (%)	Results	
N/A	N/A	6	N/A	N/A	N/A	

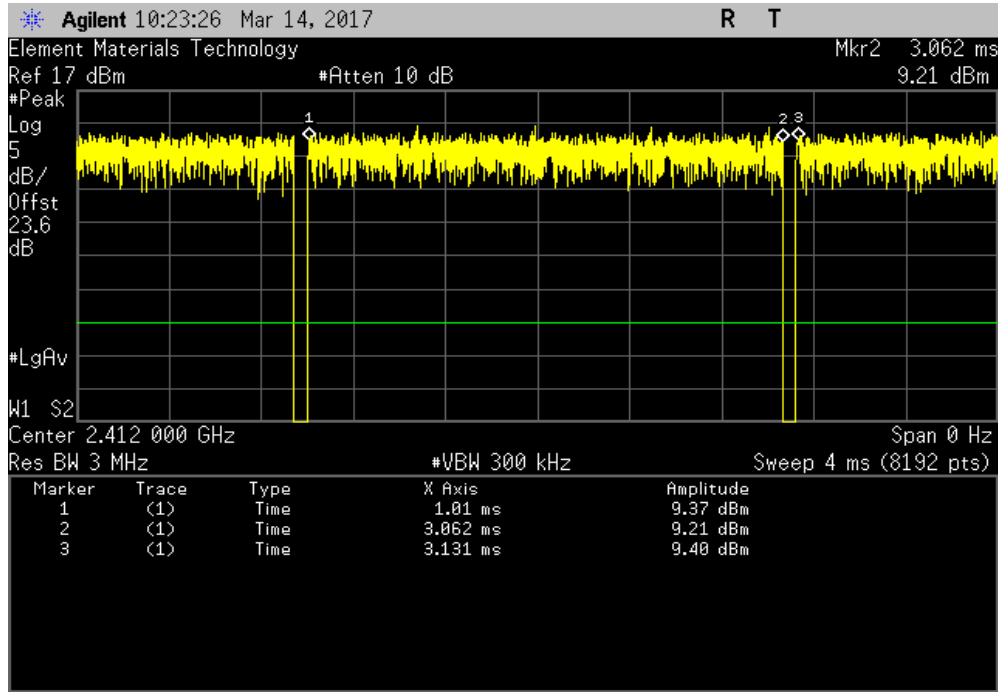


DUTY CYCLE

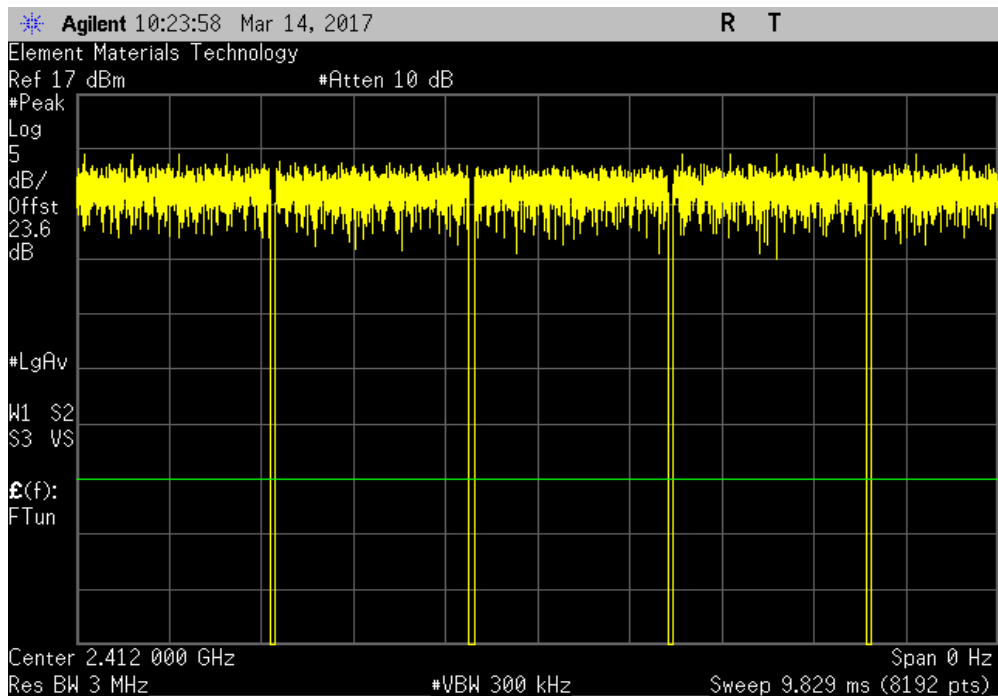


TMTX 2017.01.27 XMI 2017.01.28

2400 MHz - 2483.5 MHz Band, 802.11(g) 6 Mbps, Low Channel 1, 2412 MHz						
	Pulse Width	Period	Number of Pulses	Value (%)	Limit (%)	Results
	2.052 ms	2.121 ms	1	96.8	N/A	N/A



2400 MHz - 2483.5 MHz Band, 802.11(g) 6 Mbps, Low Channel 1, 2412 MHz						
	Pulse Width	Period	Number of Pulses	Value (%)	Limit (%)	Results
	N/A	N/A	5	N/A	N/A	N/A

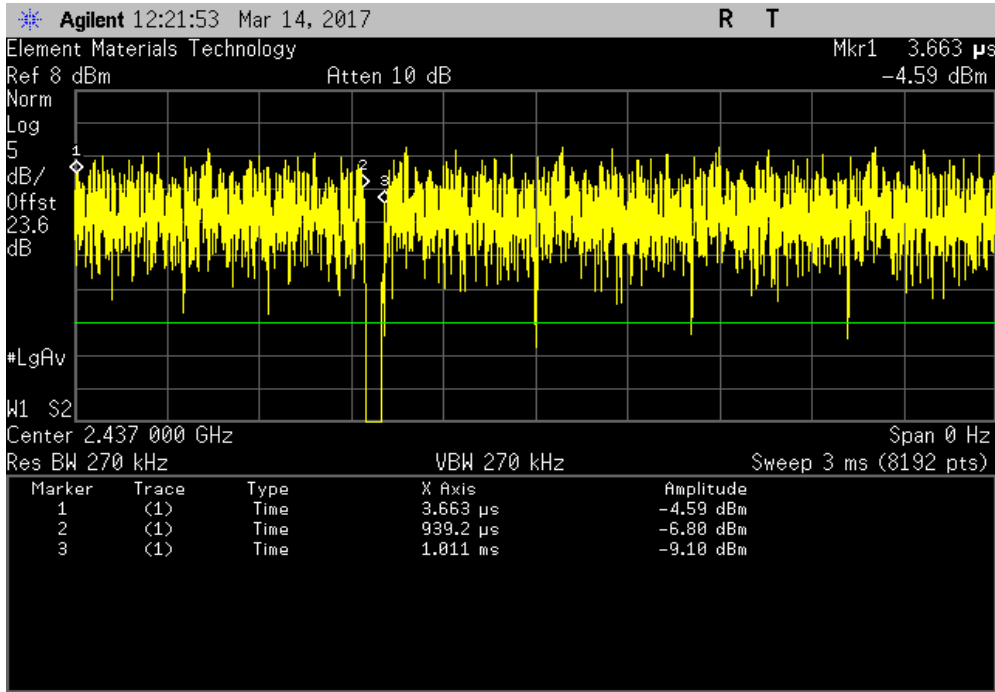


DUTY CYCLE

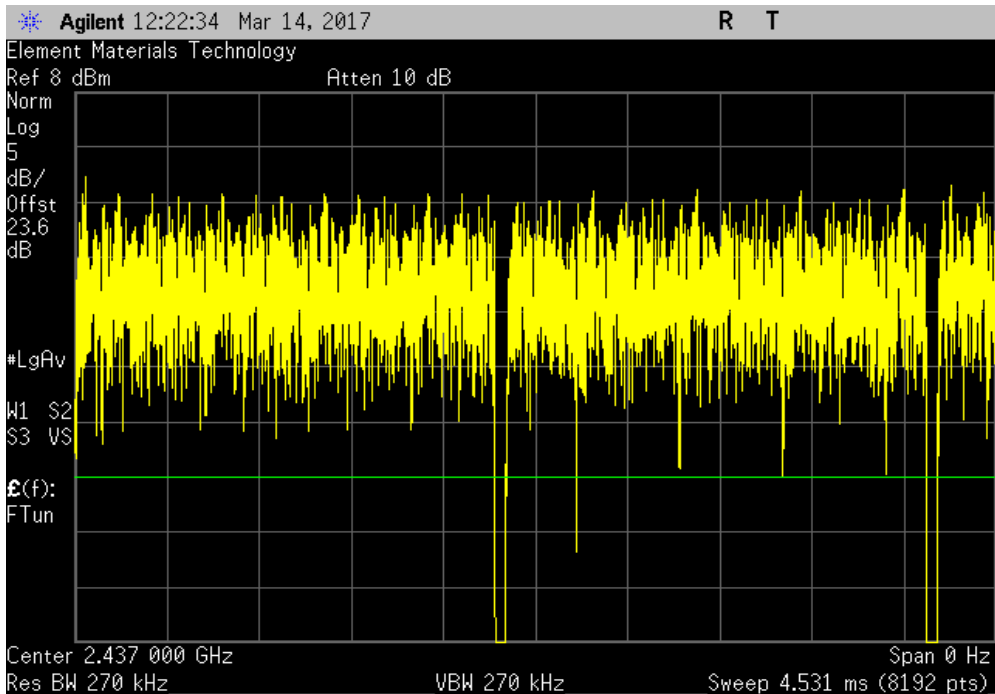


TMTX 2017.01.27 XMI 2017.01.28

2400 MHz - 2483.5 MHz Band, 802.11(g) 6 Mbps, Mid Channel 6, 2437 MHz						
Pulse Width	Period	Number of Pulses	Value (%)	Limit (%)	Results	
935.539 us	1.007 ms	1	92.9	N/A	N/A	



2400 MHz - 2483.5 MHz Band, 802.11(g) 6 Mbps, Mid Channel 6, 2437 MHz						
Pulse Width	Period	Number of Pulses	Value (%)	Limit (%)	Results	
N/A	N/A	4	N/A	N/A	N/A	

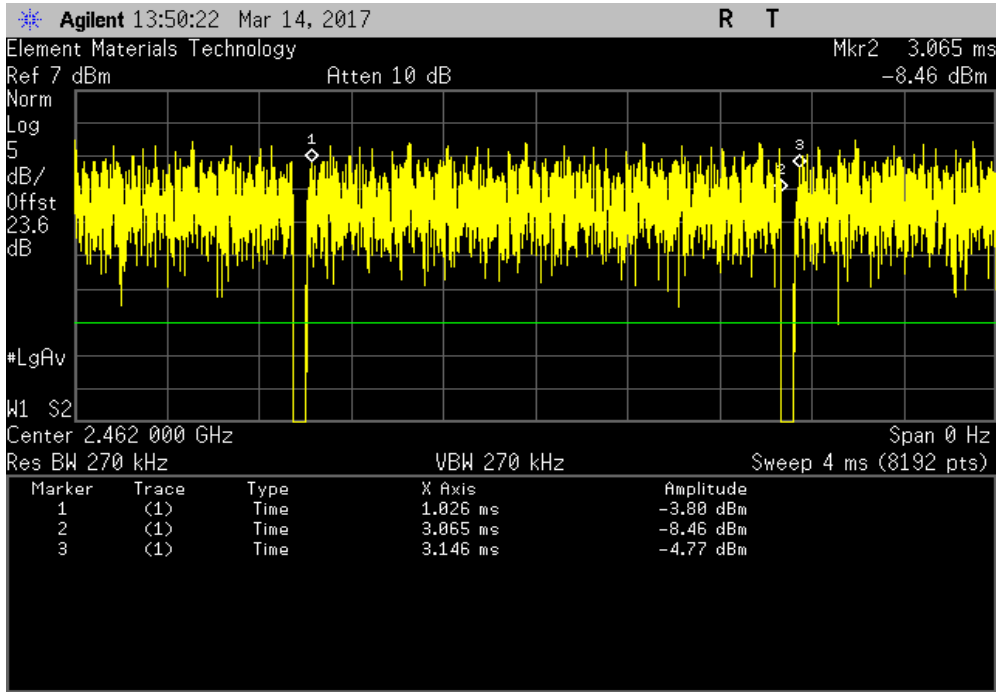


DUTY CYCLE

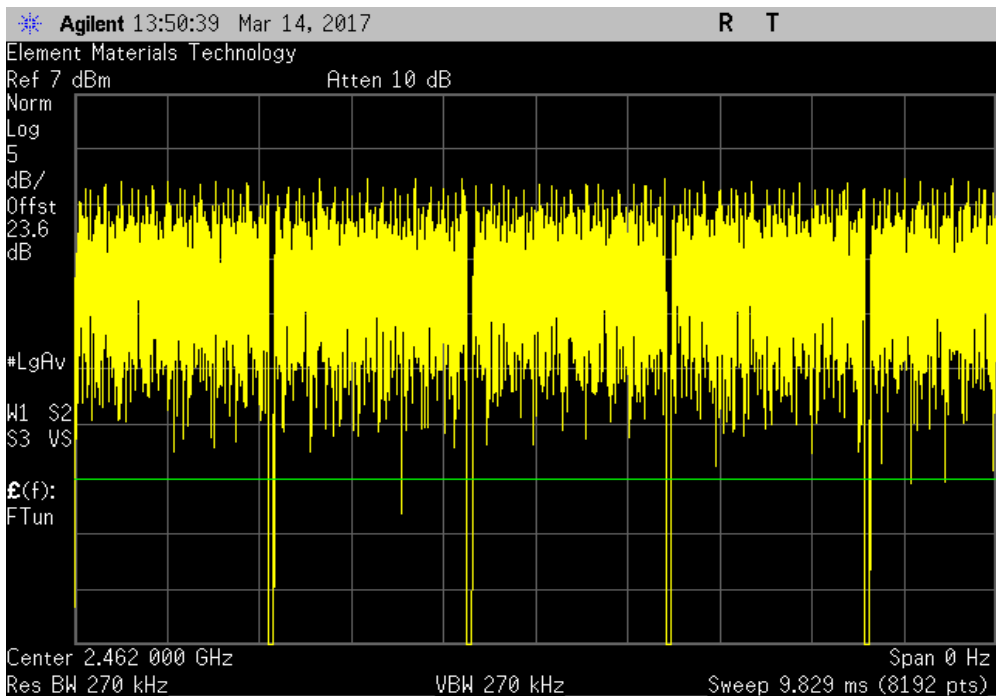


TMTX 2017.01.27 XMI 2017.01.28

2400 MHz - 2483.5 MHz Band, 802.11(g) 6 Mbps, High Channel 11, 2462 MHz						
Pulse Width	Period	Number of Pulses	Value (%)	Limit (%)	Results	
2.039 ms	2.12 ms	1	96.2	N/A	N/A	



2400 MHz - 2483.5 MHz Band, 802.11(g) 6 Mbps, High Channel 11, 2462 MHz						
Pulse Width	Period	Number of Pulses	Value (%)	Limit (%)	Results	
N/A	N/A	9	N/A	N/A	N/A	

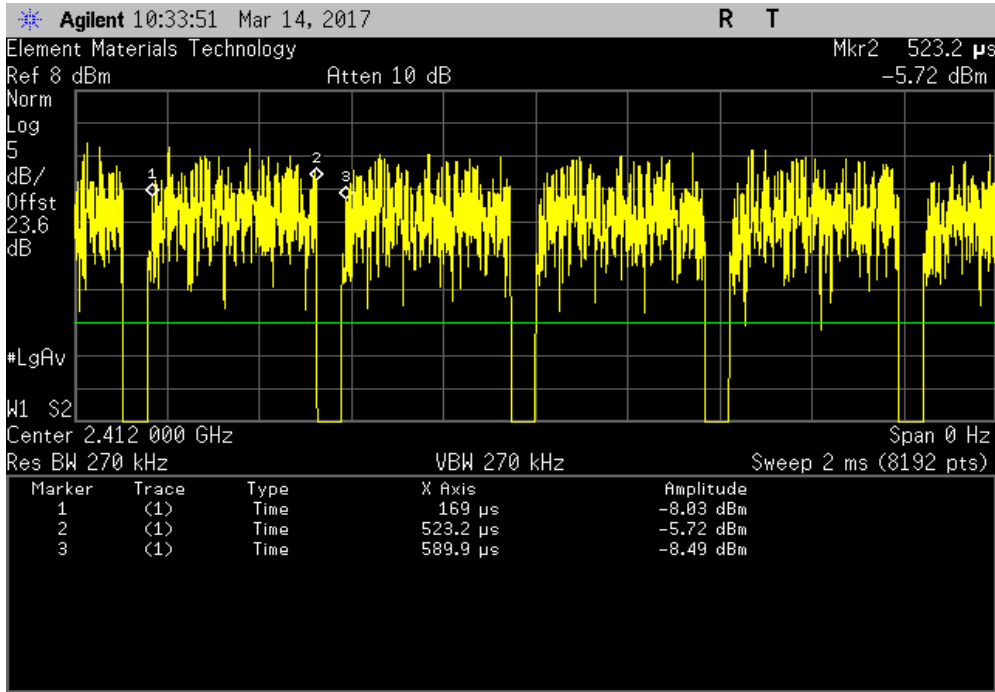


DUTY CYCLE

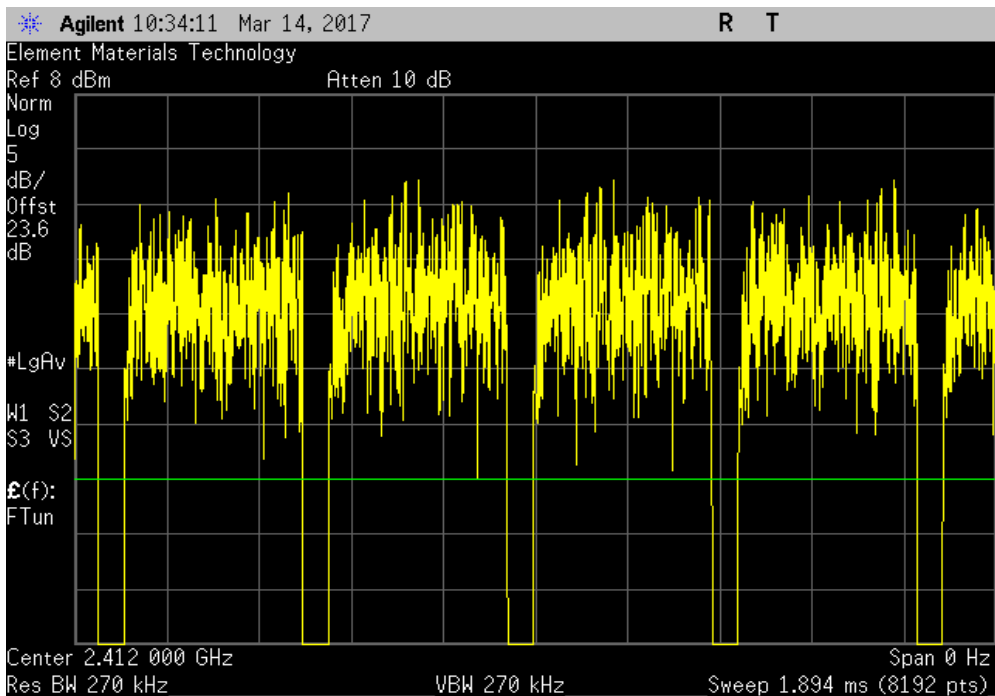


TMTX 2017.01.27 XMI 2017.01.28

2400 MHz - 2483.5 MHz Band, 802.11(g) 36 Mbps, Low Channel 1, 2412 MHz						
Pulse Width	Period	Number of Pulses	Value (%)	Limit (%)	Results	
354.237 us	420.956 us	1	84.2	N/A	N/A	



2400 MHz - 2483.5 MHz Band, 802.11(g) 36 Mbps, Low Channel 1, 2412 MHz						
Pulse Width	Period	Number of Pulses	Value (%)	Limit (%)	Results	
N/A	N/A	6	N/A	N/A	N/A	

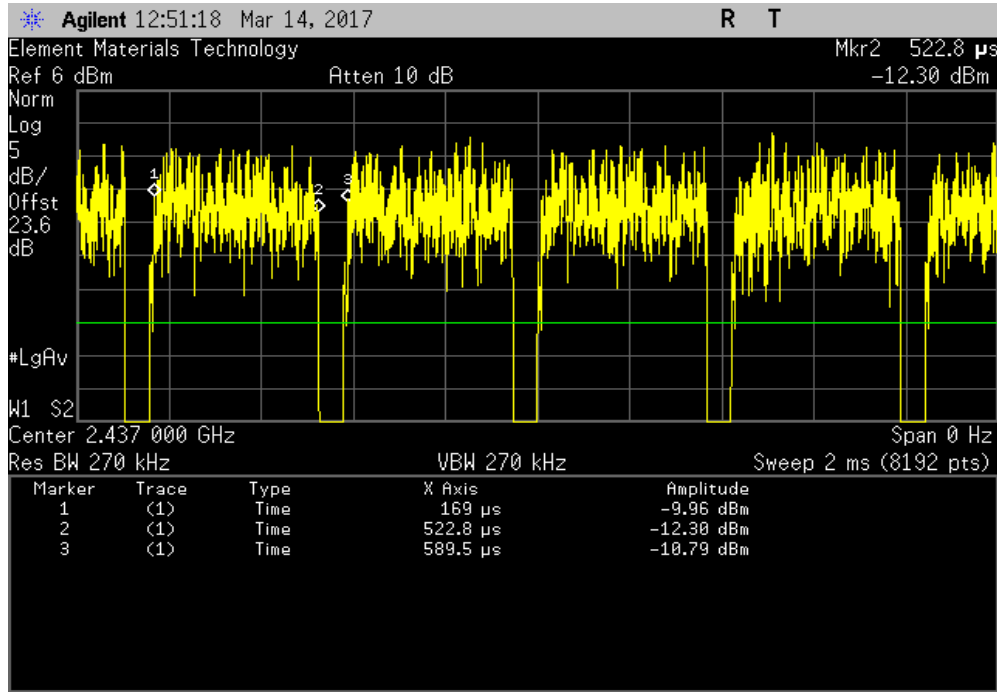


DUTY CYCLE

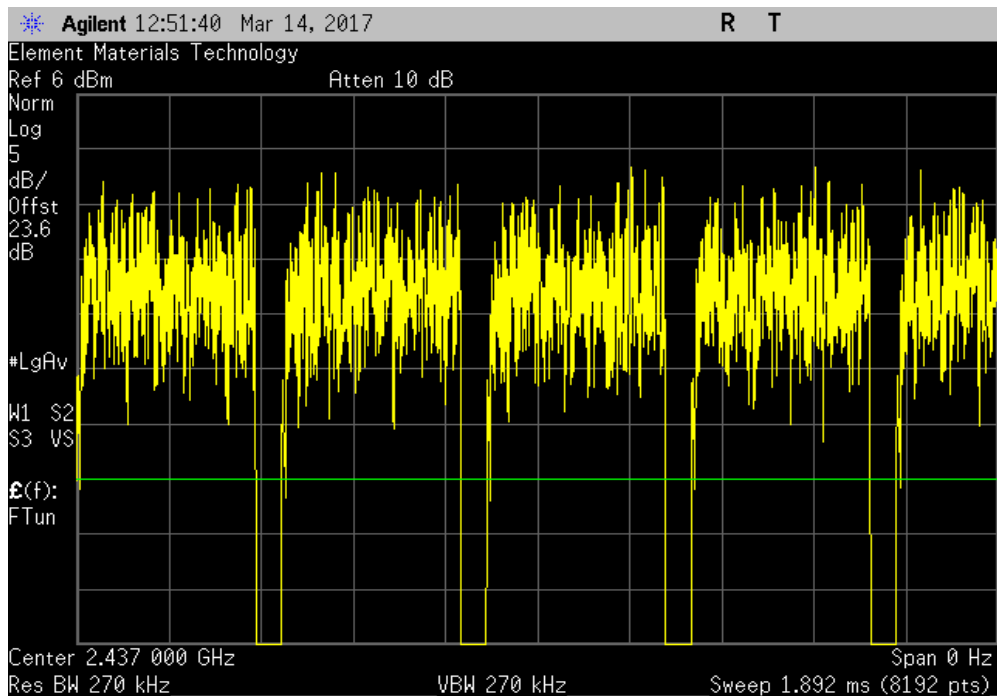


TMTX 2017.01.27 XMI 2017.01.28

2400 MHz - 2483.5 MHz Band, 802.11(g) 36 Mbps, Mid Channel 6, 2437 MHz						
Pulse Width	Period	Number of Pulses	Value (%)	Limit (%)	Results	
353.782 us	420.467 us	1	84.1	N/A	N/A	



2400 MHz - 2483.5 MHz Band, 802.11(g) 36 Mbps, Mid Channel 6, 2437 MHz						
Pulse Width	Period	Number of Pulses	Value (%)	Limit (%)	Results	
N/A	N/A	6	N/A	N/A	N/A	

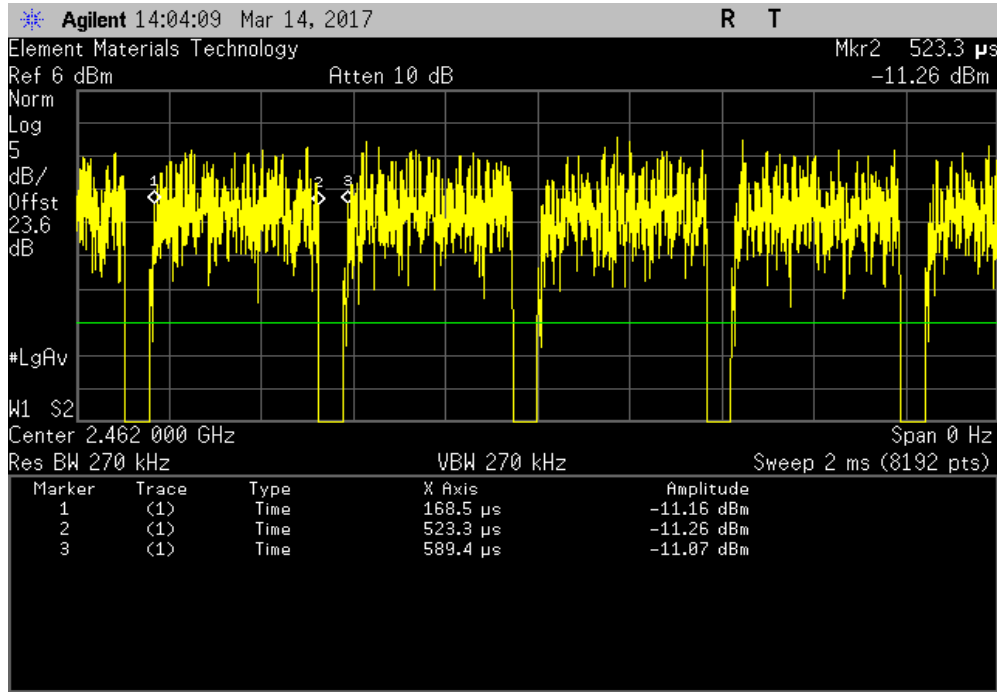


DUTY CYCLE

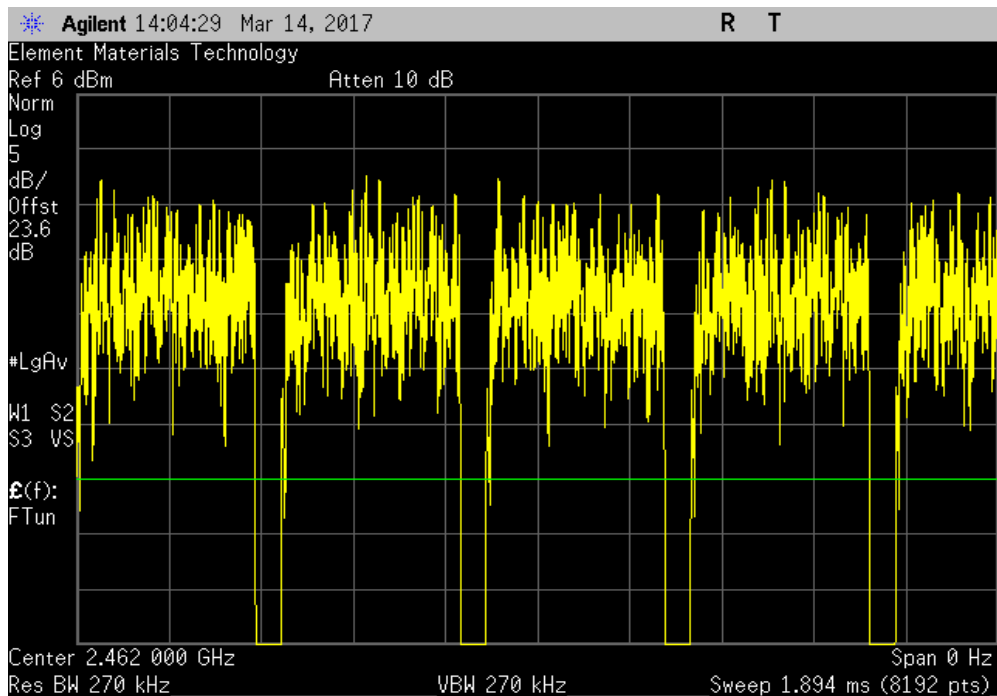


TMTX 2017.01.27 XMI 2017.01.28

2400 MHz - 2483.5 MHz Band, 802.11(g) 36 Mbps, High Channel 11, 2462 MHz						
Pulse Width	Period	Number of Pulses	Value (%)	Limit (%)	Results	
354.758 us	420.9 us	1	84.3	N/A	N/A	



2400 MHz - 2483.5 MHz Band, 802.11(g) 36 Mbps, High Channel 11, 2462 MHz						
Pulse Width	Period	Number of Pulses	Value (%)	Limit (%)	Results	
N/A	N/A	6	N/A	N/A	N/A	

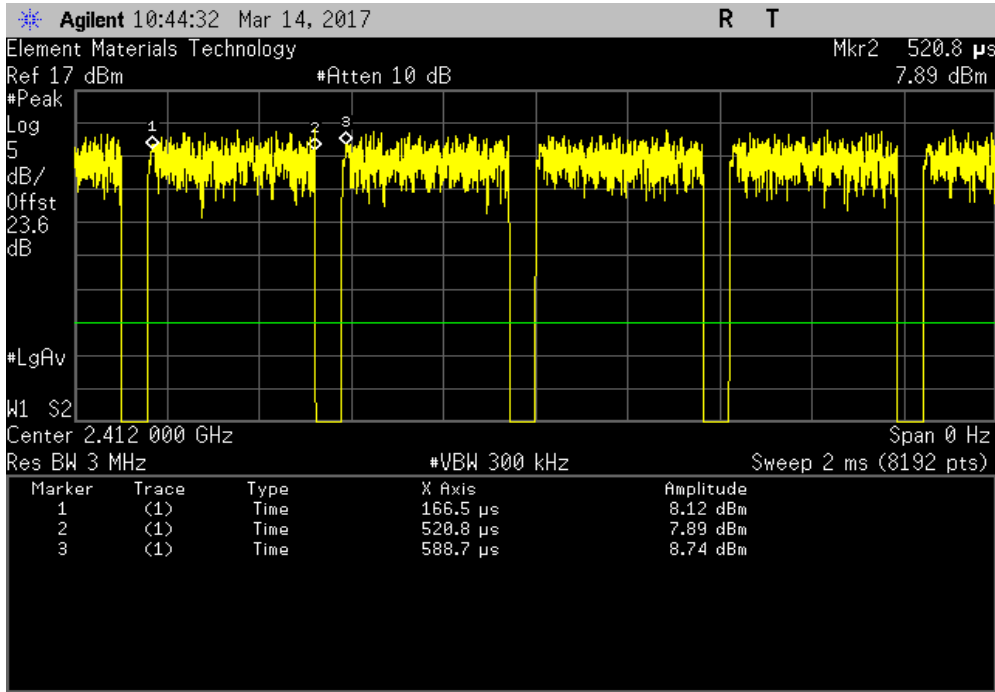


DUTY CYCLE

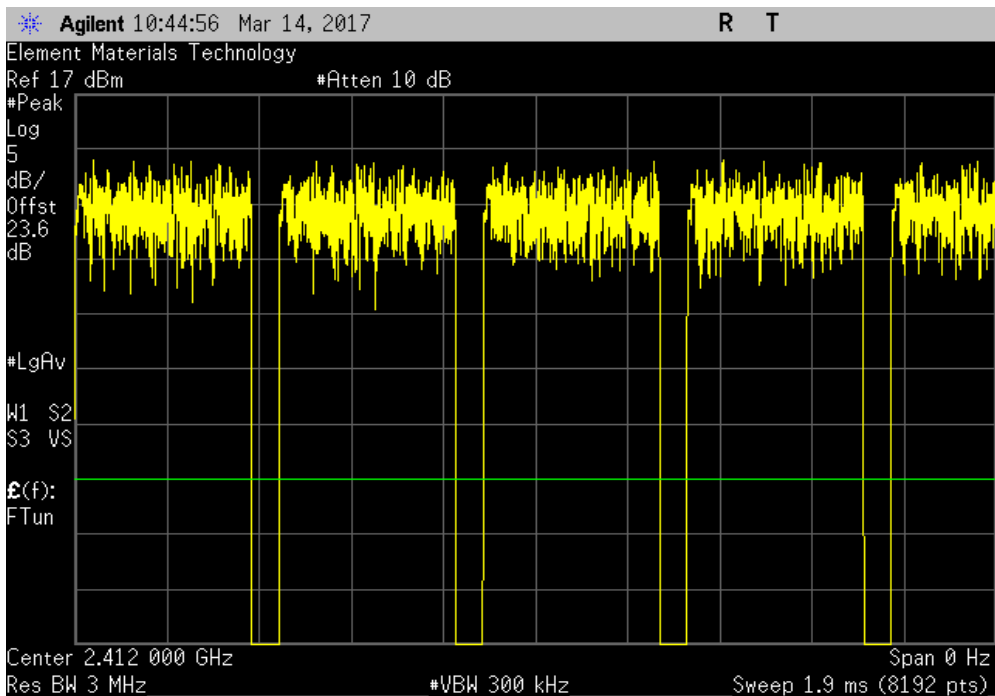


TMTX 2017.01.27 XMI 2017.01.28

2400 MHz - 2483.5 MHz Band, 802.11(g) 54 Mbps, Low Channel 1, 2412 MHz						
Pulse Width	Period	Number of Pulses	Value (%)	Limit (%)	Results	
354.266 us	422.165 us	1	83.9	N/A	N/A	



2400 MHz - 2483.5 MHz Band, 802.11(g) 54 Mbps, Low Channel 1, 2412 MHz						
Pulse Width	Period	Number of Pulses	Value (%)	Limit (%)	Results	
N/A	N/A	5	N/A	N/A	N/A	

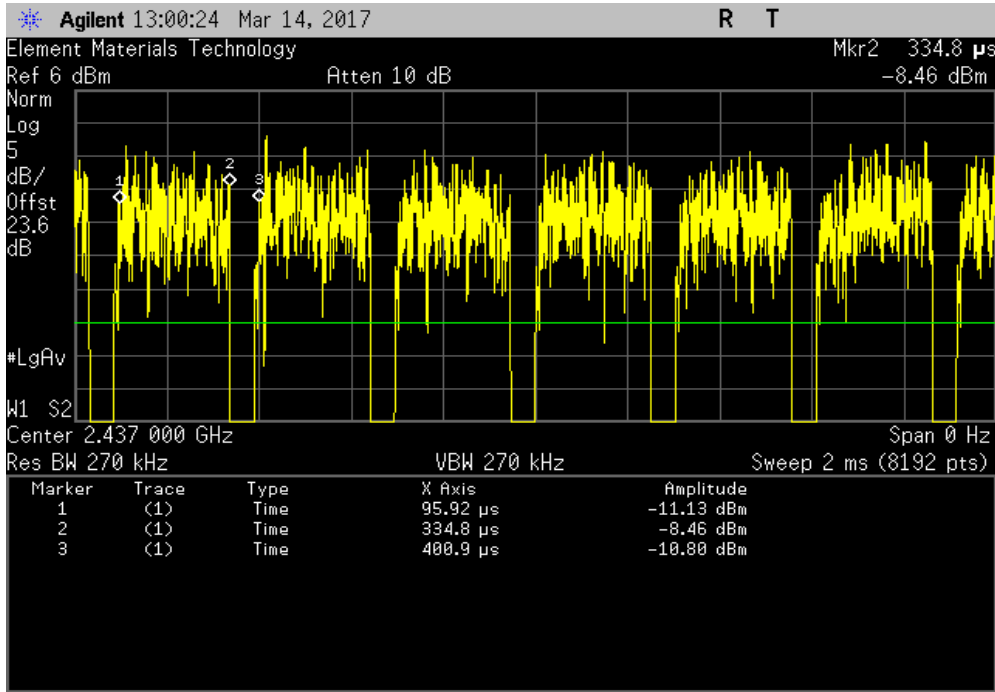


DUTY CYCLE

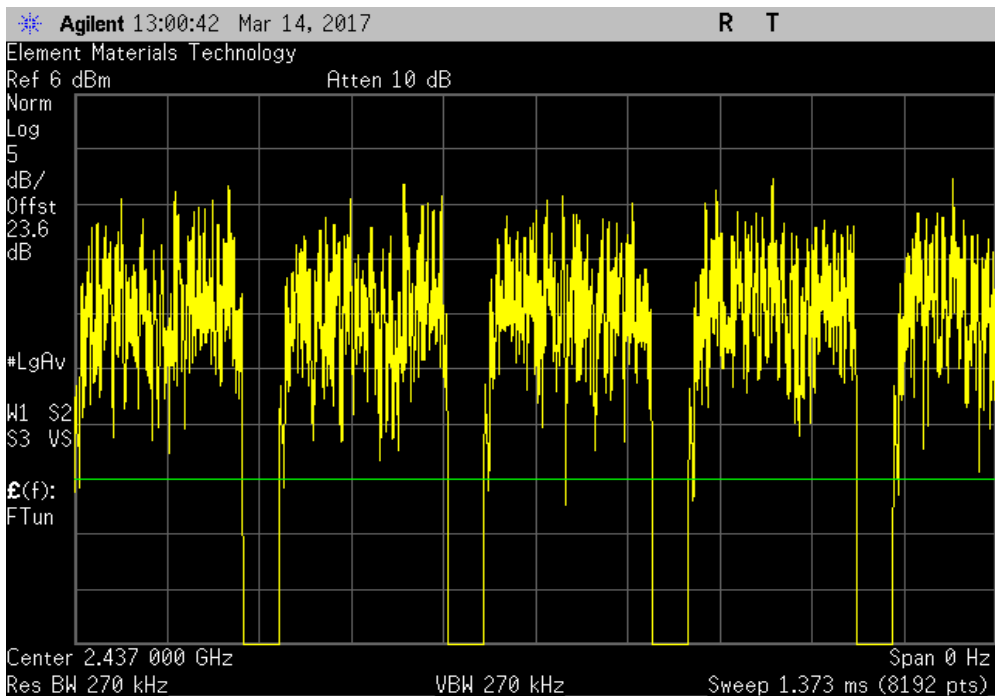


TMTX 2017.01.27 XMI 2017.01.28

2400 MHz - 2483.5 MHz Band, 802.11(g) 54 Mbps, Mid Channel 6, 2437 MHz						
Pulse Width	Period	Number of Pulses	Value (%)	Limit (%)	Results	
238.883 us	305.025 us	1	78.3	N/A	N/A	



2400 MHz - 2483.5 MHz Band, 802.11(g) 54 Mbps, Mid Channel 6, 2437 MHz						
Pulse Width	Period	Number of Pulses	Value (%)	Limit (%)	Results	
N/A	N/A	7	N/A	N/A	N/A	

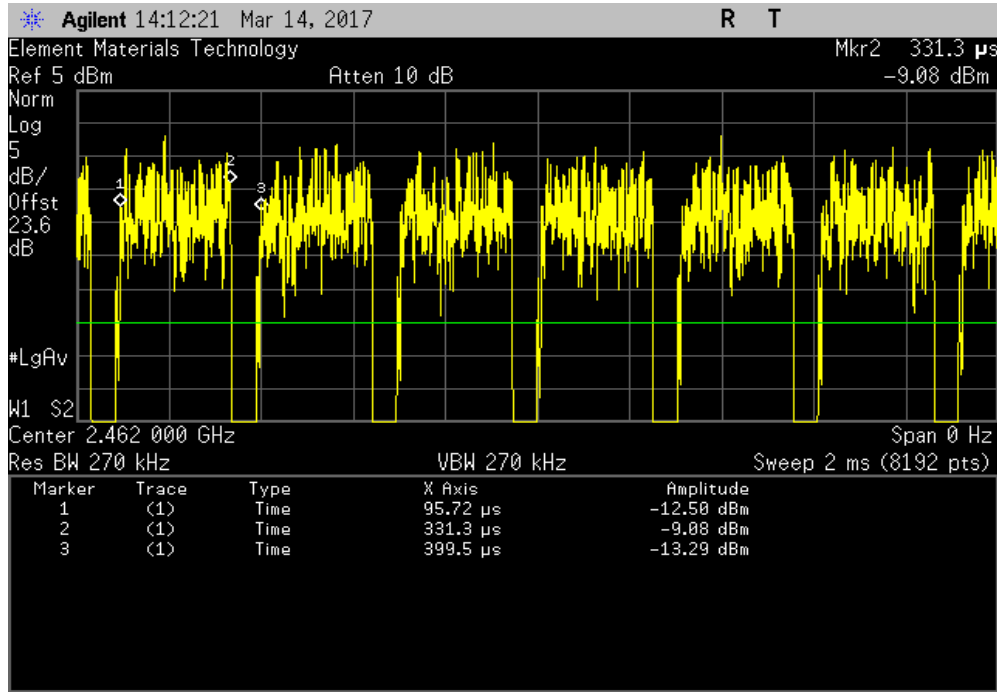


DUTY CYCLE

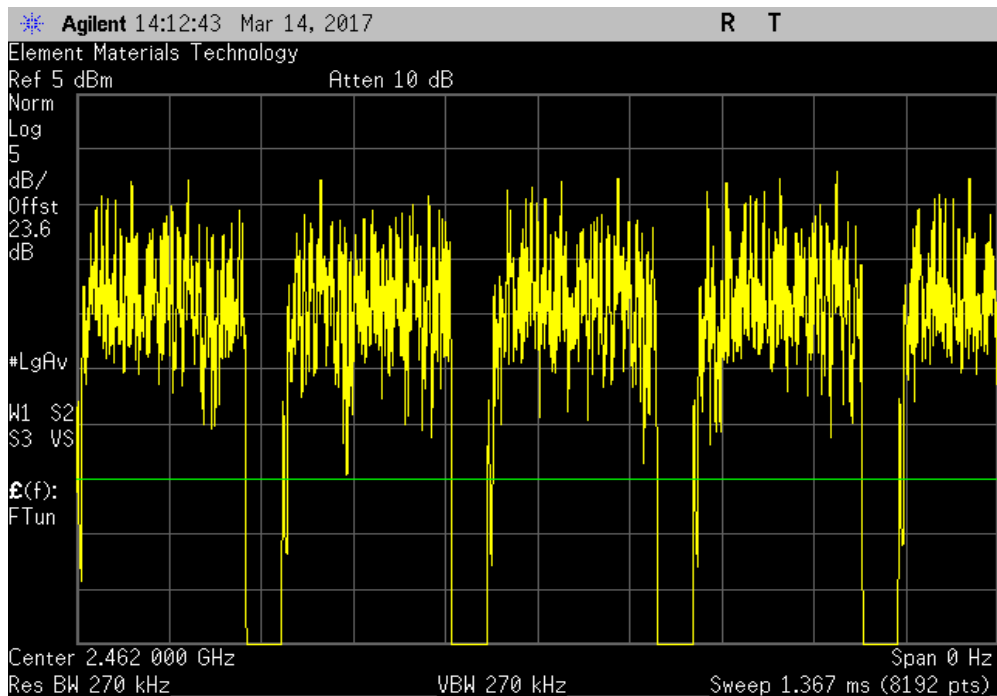


TMTX 2017.01.27 XMI 2017.01.28

2400 MHz - 2483.5 MHz Band, 802.11(g) 54 Mbps, High Channel 11, 2462 MHz						
Pulse Width	Period	Number of Pulses	Value (%)	Limit (%)	Results	
235.607 us	303.788 us	1	77.6	N/A	N/A	



2400 MHz - 2483.5 MHz Band, 802.11(g) 54 Mbps, High Channel 11, 2462 MHz						
Pulse Width	Period	Number of Pulses	Value (%)	Limit (%)	Results	
N/A	N/A	6	N/A	N/A	N/A	

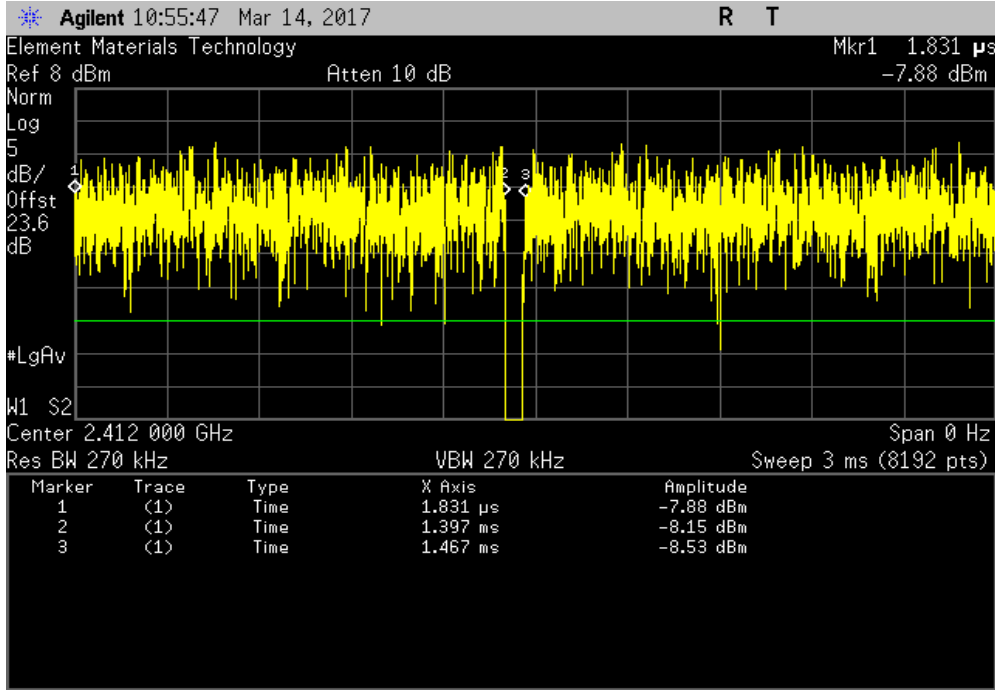


DUTY CYCLE

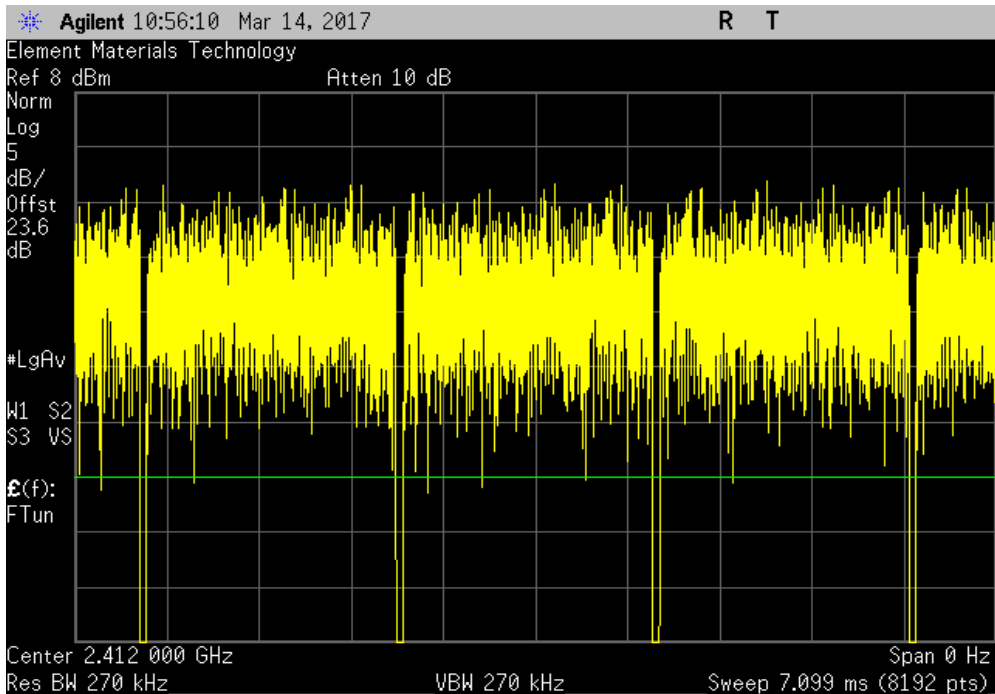


TMTX 2017.01.27 XMI 2017.01.28

2400 MHz - 2483.5 MHz Band, 802.11(n) MCS0, Low Channel 1, 2412 MHz						
Pulse Width	Period	Number of Pulses	Value (%)	Limit (%)	Results	
1.395 ms	1.465 ms	1	95.2	N/A	N/A	



2400 MHz - 2483.5 MHz Band, 802.11(n) MCS0, Low Channel 1, 2412 MHz						
Pulse Width	Period	Number of Pulses	Value (%)	Limit (%)	Results	
N/A	N/A	11	N/A	N/A	N/A	

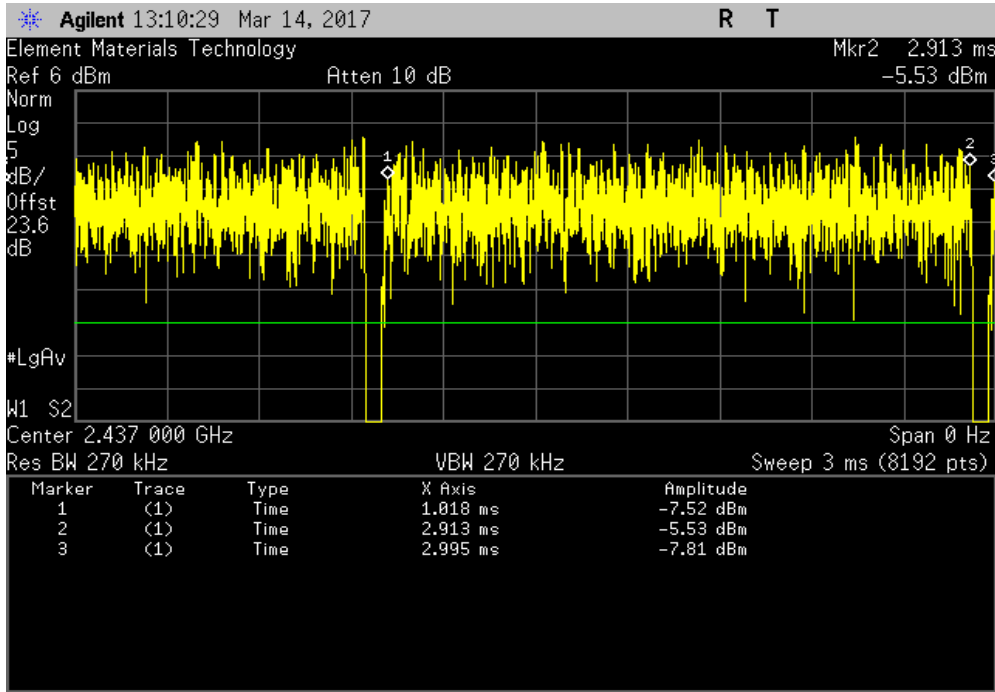


DUTY CYCLE

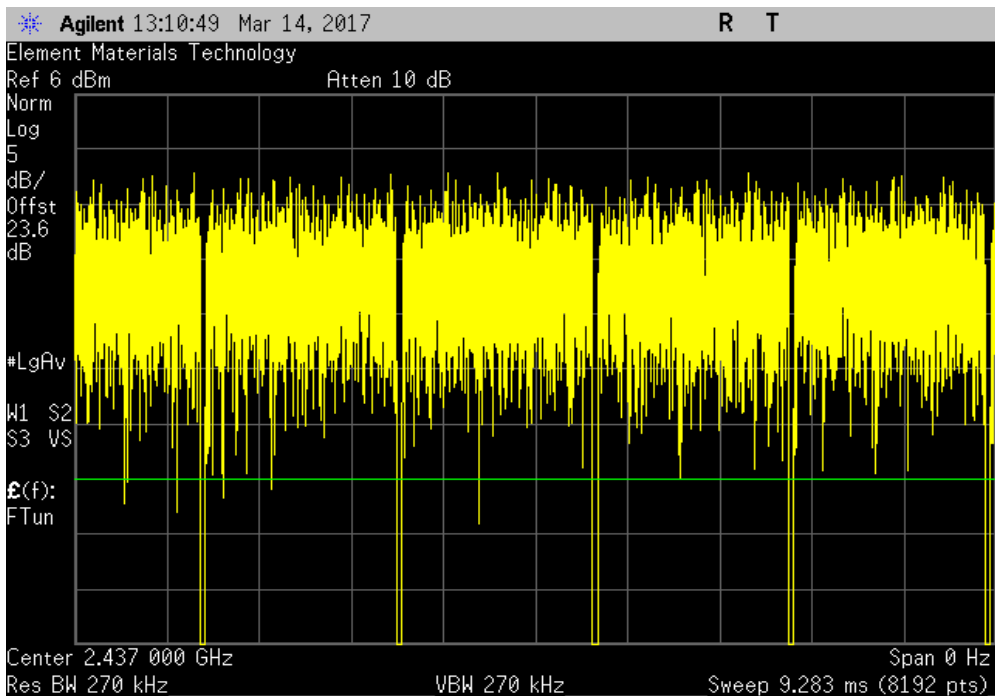


TMTX 2017.01.27 XMI 2017.01.28

2400 MHz - 2483.5 MHz Band, 802.11(n) MCS0, Mid Channel 6, 2437 MHz						
Pulse Width	Period	Number of Pulses	Value (%)	Limit (%)	Results	
1.895 ms	1.977 ms	1	95.9	N/A	N/A	



2400 MHz - 2483.5 MHz Band, 802.11(n) MCS0, Mid Channel 6, 2437 MHz						
Pulse Width	Period	Number of Pulses	Value (%)	Limit (%)	Results	
N/A	N/A	12	N/A	N/A	N/A	

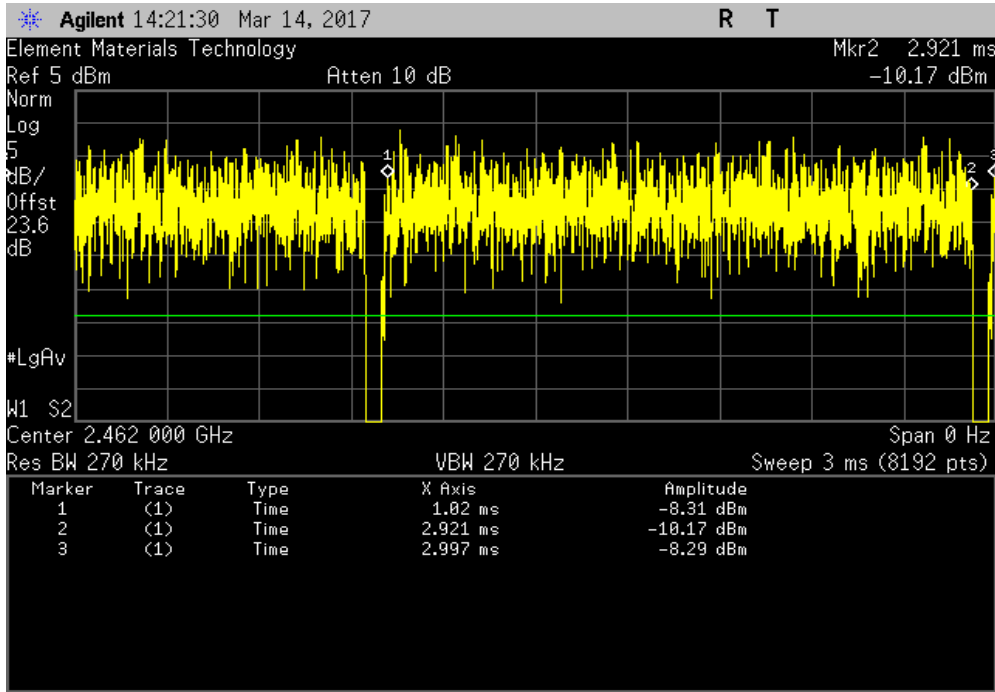


DUTY CYCLE

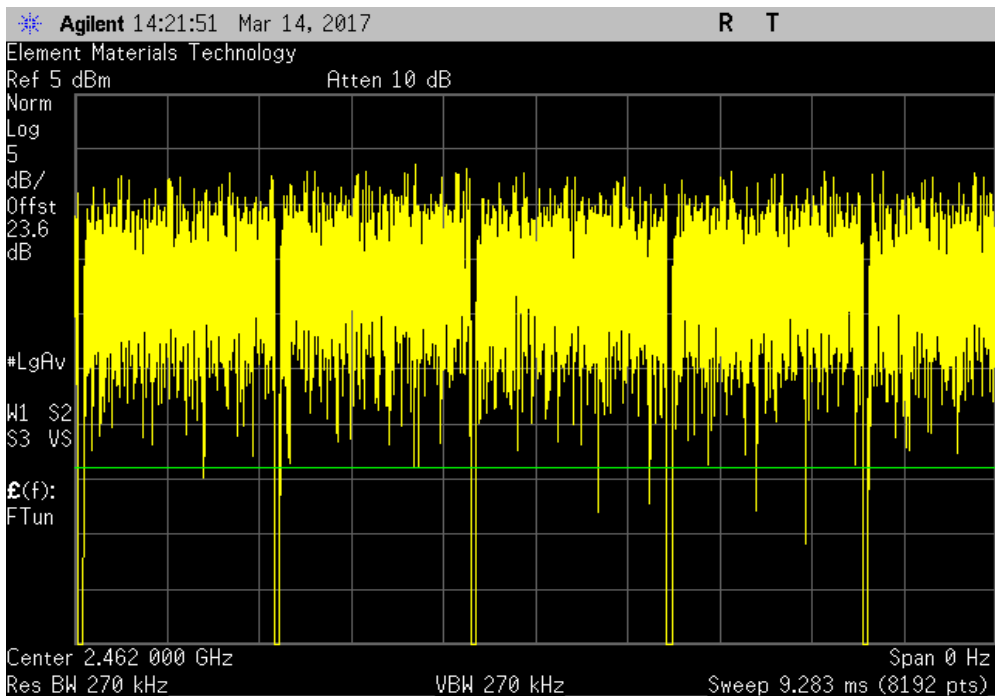


TMTX 2017.01.27 XMI 2017.01.28

2400 MHz - 2483.5 MHz Band, 802.11(n) MCS0, High Channel 11, 2462 MHz						
Pulse Width	Period	Number of Pulses	Value (%)	Limit (%)	Results	
1.9 ms	1.977 ms	1	96.1	N/A	N/A	



2400 MHz - 2483.5 MHz Band, 802.11(n) MCS0, High Channel 11, 2462 MHz						
Pulse Width	Period	Number of Pulses	Value (%)	Limit (%)	Results	
N/A	N/A	11	N/A	N/A	N/A	

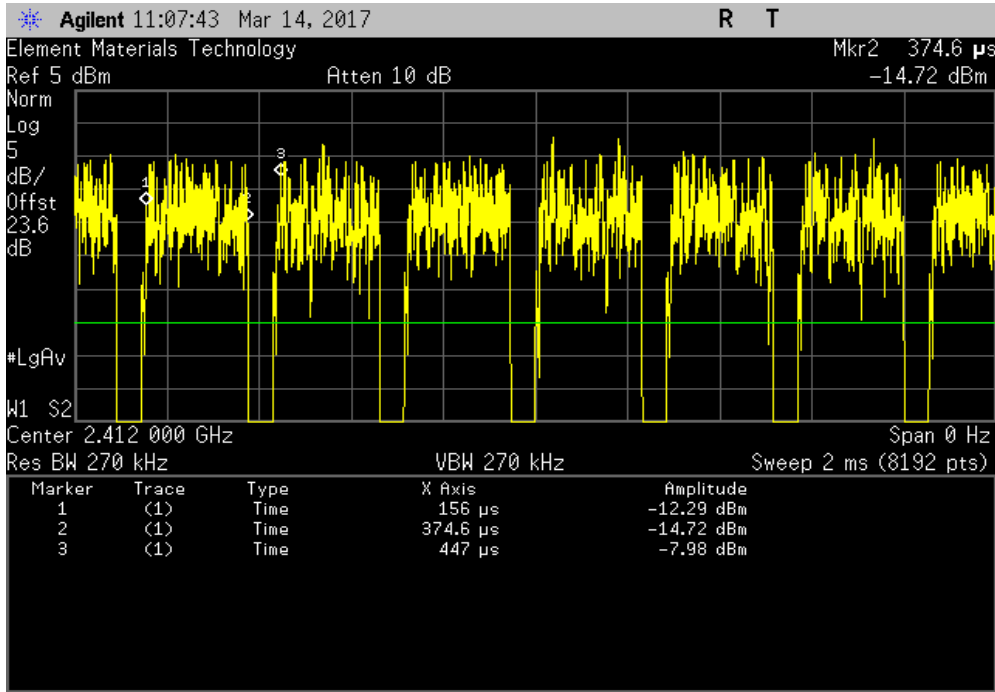


DUTY CYCLE

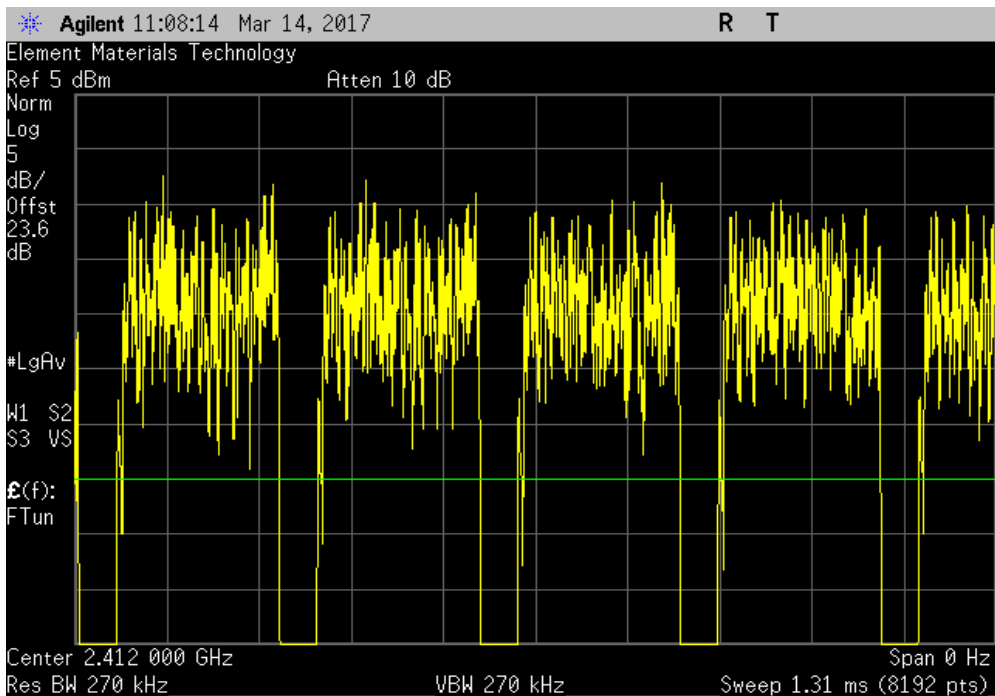


TMTX 2017.01.27 XMI 2017.01.28

2400 MHz - 2483.5 MHz Band, 802.11(n) MCS7, Low Channel 1, 2412 MHz						
Pulse Width	Period	Number of Pulses	Value (%)	Limit (%)	Results	
218.574 us	291.048 us	1	75.1	N/A	N/A	



2400 MHz - 2483.5 MHz Band, 802.11(n) MCS7, Low Channel 1, 2412 MHz						
Pulse Width	Period	Number of Pulses	Value (%)	Limit (%)	Results	
N/A	N/A	6	N/A	N/A	N/A	

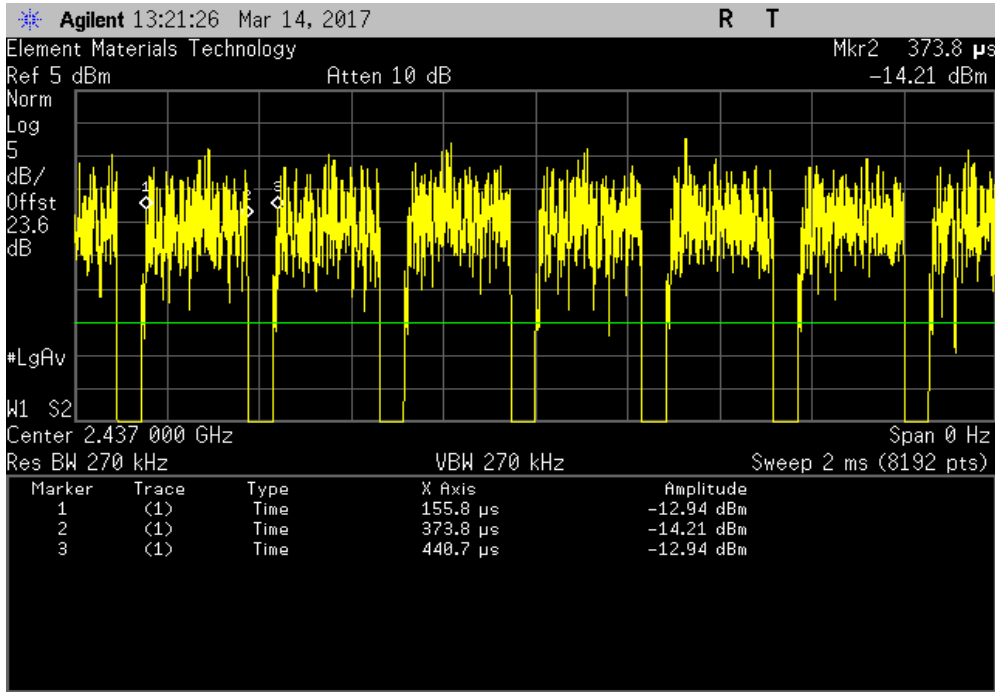


DUTY CYCLE

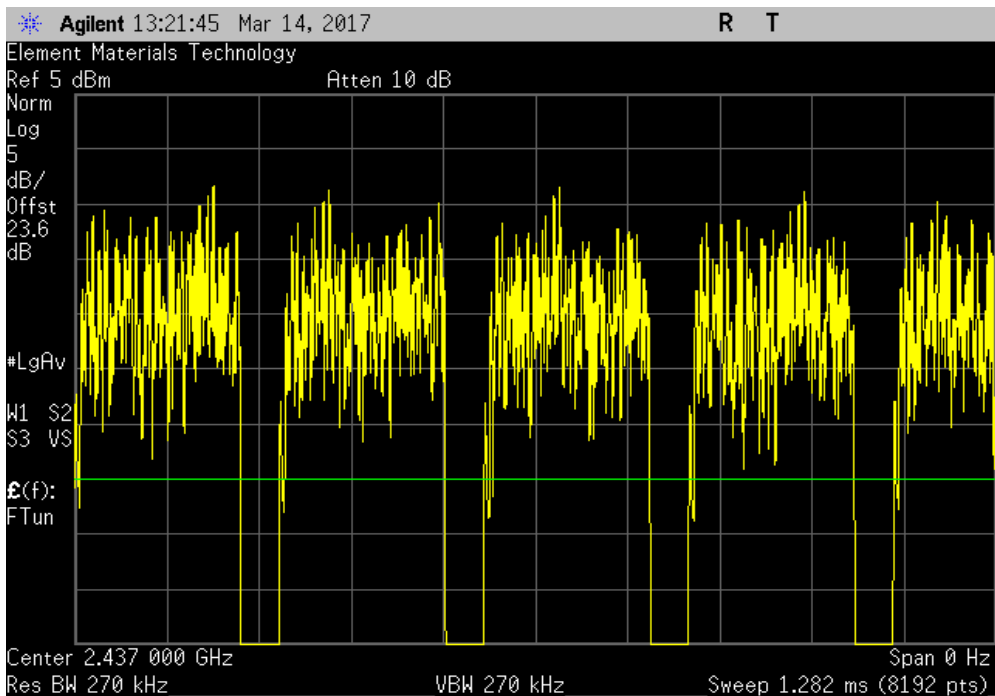


TMTX 2017.01.27 XMI 2017.01.28

2400 MHz - 2483.5 MHz Band, 802.11(n) MCS7, Mid Channel 6, 2437 MHz						
Pulse Width	Period	Number of Pulses	Value (%)	Limit (%)	Results	
218.018 us	284.9 us	1	76.5	N/A	N/A	



2400 MHz - 2483.5 MHz Band, 802.11(n) MCS7, Mid Channel 6, 2437 MHz						
Pulse Width	Period	Number of Pulses	Value (%)	Limit (%)	Results	
N/A	N/A	6	N/A	N/A	N/A	

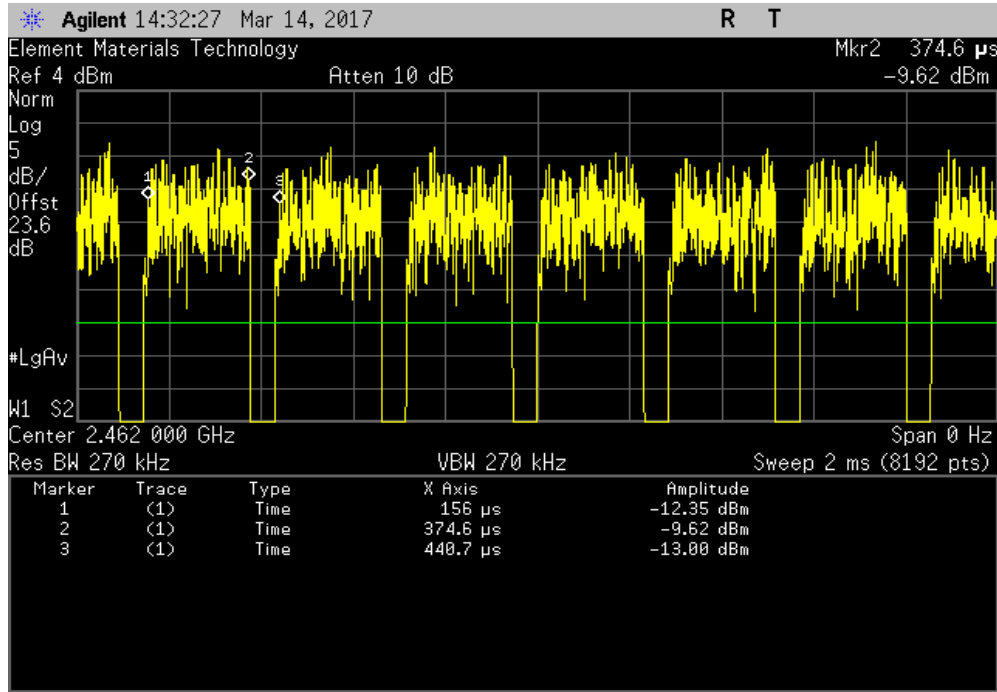


DUTY CYCLE

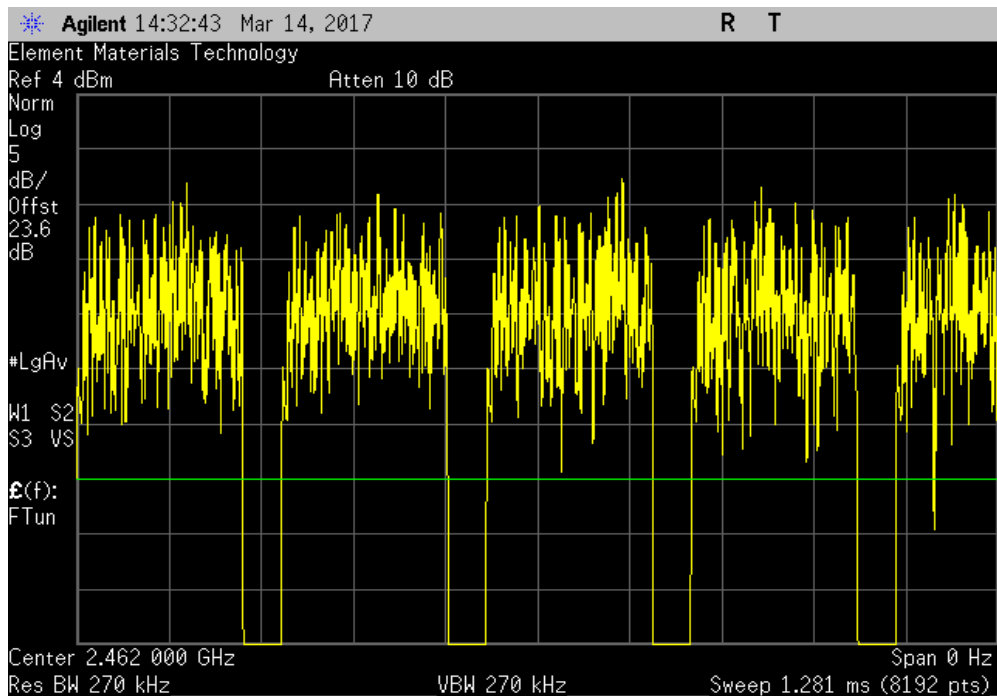


TMTX 2017.01.27 XMI 2017.01.28

2400 MHz - 2483.5 MHz Band, 802.11(n) MCS7, High Channel 11, 2462 MHz						
Pulse Width	Period	Number of Pulses	Value (%)	Limit (%)	Results	
218.582 us	284.712 us	1	76.8	N/A	N/A	



2400 MHz - 2483.5 MHz Band, 802.11(n) MCS7, High Channel 11, 2462 MHz						
Pulse Width	Period	Number of Pulses	Value (%)	Limit (%)	Results	
N/A	N/A	6	N/A	N/A	N/A	



OCCUPIED BANDWIDTH



XMIT 2017.01.26

Testing was performed using the mode(s) of operation and configuration(s) noted within the report. The individuals and/or the organization requesting the test provided the modes, configurations and settings used to complete the evaluation. The actual test parameters are specified in the test data, this includes items such as investigated frequency range (scanned) and test levels. The testing methods and performance specifications, as well as the test site used for the evaluation are indicated in the test data.

TEST EQUIPMENT

Description	Manufacturer	Model	ID	Last Cal.	Cal. Due
Generator - Signal	Agilent	E8257D	TGU	2/5/2015	2/5/2018
Cable	Fairview Microwave	SCA1814-0101-120	OCZ	NCR	NCR
Attenuator	Fairview Microwave	SA18H-20	TKR	1/5/2017	1/5/2018
Block - DC	Fairview Microwave	SD3379	AMV	1/11/2017	1/11/2018
Analyzer - Spectrum Analyzer	Agilent	E4440A	AFA	11/2/2016	11/2/2017

TEST DESCRIPTION

The measurement was made using a direct connection between the RF output of the EUT and a spectrum analyzer. The EUT was set to the channels and modes listed in the datasheet.

The 6dB occupied bandwidth was measured using 100 kHz resolution bandwidth and 300 kHz video bandwidth. The 99.0% occupied bandwidth was also measured at the same time which can be needed during Output Power depending on the applicable method.

OCCUPIED BANDWIDTH



TdTx 2017.01.27 XMI 2017.01.28

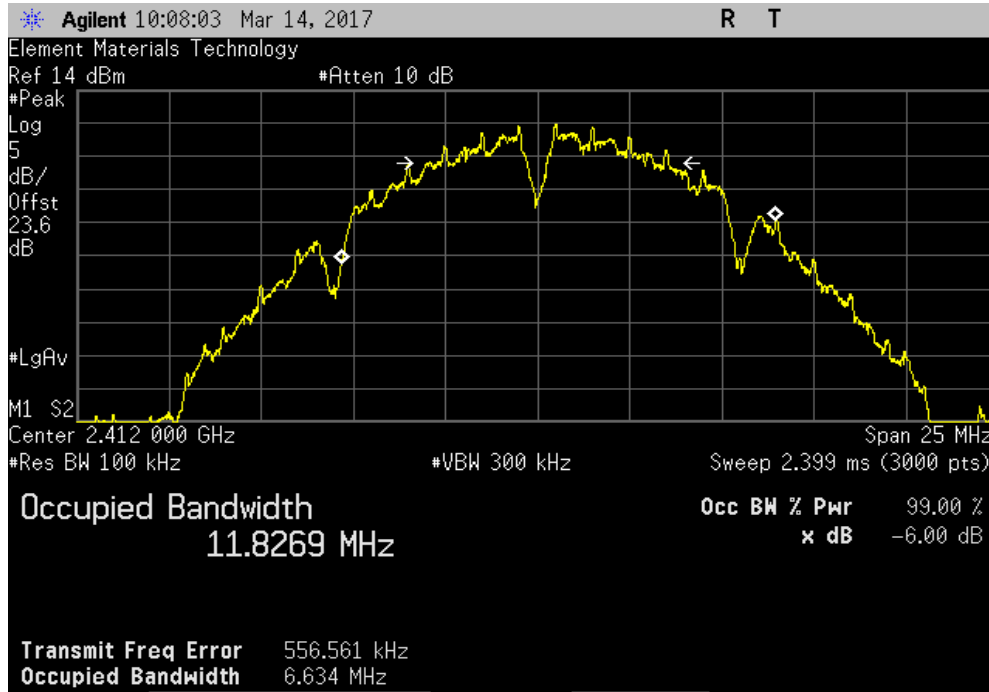
EUT: DC-6000-001		Work Order: LYTX0018	
Serial Number: SF00000634		Date: 03/14/17	
Customer: Lytx, Inc.		Temperature: 21.2 °C	
Attendees: None		Humidity: 46.6% RH	
Project: None		Barometric Pres.: 1022 mbar	
Tested by: Mike Tran		Power: 14VDC	
		Job Site: OC13	
TEST SPECIFICATIONS		Test Method	
FCC 15.247:2017		ANSI C63.10:2013	
COMMENTS			
Using client provided power settings. DC Block/20dB Attenuator + Coax Cable + Patch Cable = 23.62 dB Total Offset			
DEVIATIONS FROM TEST STANDARD			
None			
Configuration #	1	Signature <i>Mike Tran</i>	
		Value	Limit (>)
2400 MHz - 2483.5 MHz Band			
802.11(b) 1 Mbps			
Low Channel 1, 2412 MHz		6.634 MHz	500 kHz
Mid Channel 6, 2437 MHz		6.960 MHz	500 kHz
High Channel 11, 2462 MHz		7.058 MHz	500 kHz
802.11(b) 11 Mbps			
Low Channel 1, 2412 MHz		6.169 MHz	500 kHz
Mid Channel 6, 2437 MHz		6.322 MHz	500 kHz
High Channel 11, 2462 MHz		6.510 MHz	500 kHz
802.11(g) 6 Mbps			
Low Channel 1, 2412 MHz		13.742 MHz	500 kHz
Mid Channel 6, 2437 MHz		16.426 MHz	500 kHz
High Channel 11, 2462 MHz		16.356 MHz	500 kHz
802.11(g) 36 Mbps			
Low Channel 1, 2412 MHz		15.632 MHz	500 kHz
Mid Channel 6, 2437 MHz		15.966 MHz	500 kHz
High Channel 11, 2462 MHz		16.398 MHz	500 kHz
802.11(g) 54 Mbps			
Low Channel 1, 2412 MHz		15.211 MHz	500 kHz
Mid Channel 6, 2437 MHz		15.959 MHz	500 kHz
High Channel 11, 2462 MHz		16.403 MHz	500 kHz
802.11(n) MCS0			
Low Channel 1, 2412 MHz		15.863 MHz	500 kHz
Mid Channel 6, 2437 MHz		16.254 MHz	500 kHz
High Channel 11, 2462 MHz		17.541 MHz	500 kHz
802.11(n) MCS7			
Low Channel 1, 2412 MHz		15.763 MHz	500 kHz
Mid Channel 6, 2437 MHz		16.312 MHz	500 kHz
High Channel 11, 2462 MHz		17.551 MHz	500 kHz

OCCUPIED BANDWIDTH

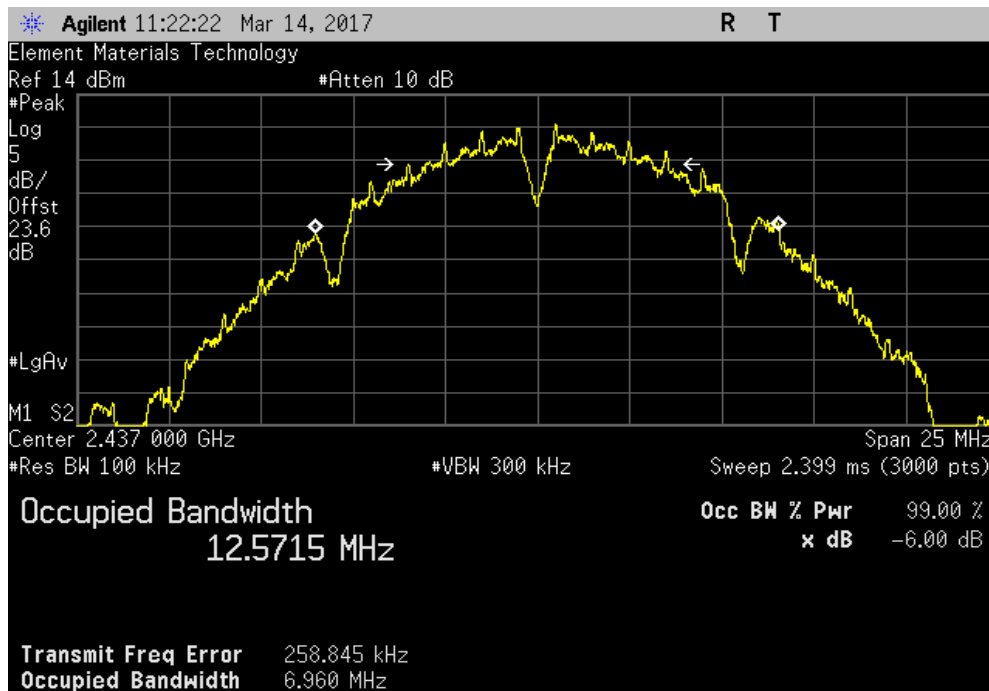


TMTX 2017.01.27 XMI 2017.01.28

2400 MHz - 2483.5 MHz Band, 802.11(b) 1 Mbps, Low Channel 1, 2412 MHz			
	Value	Limit	Result
	6.634 MHz	500 kHz	Pass



2400 MHz - 2483.5 MHz Band, 802.11(b) 1 Mbps, Mid Channel 6, 2437 MHz			
	Value	Limit	Result
	6.960 MHz	500 kHz	Pass

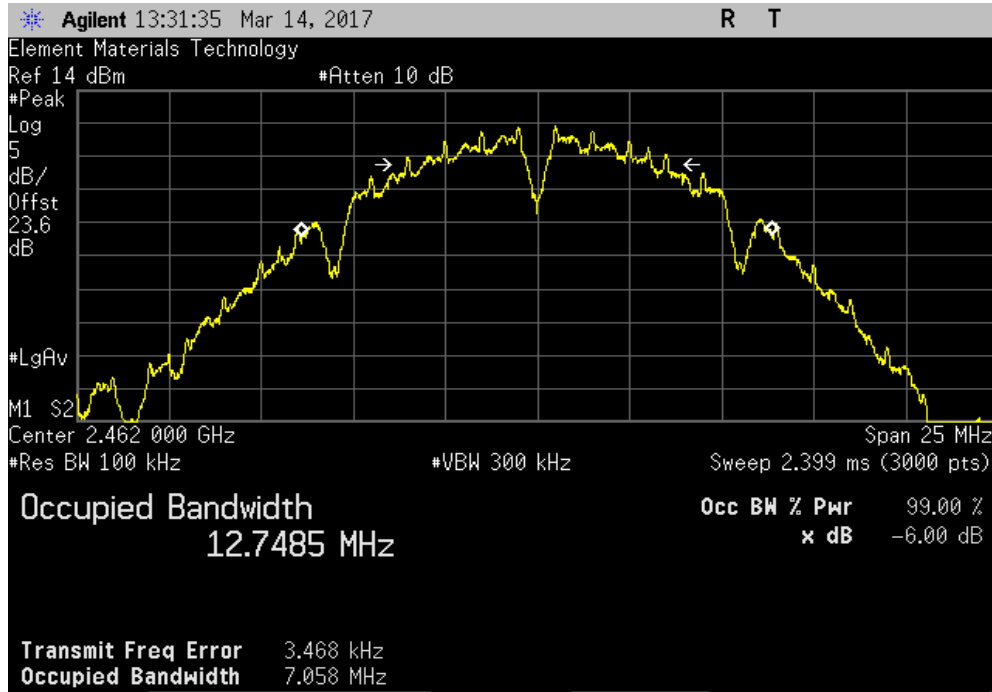


OCCUPIED BANDWIDTH

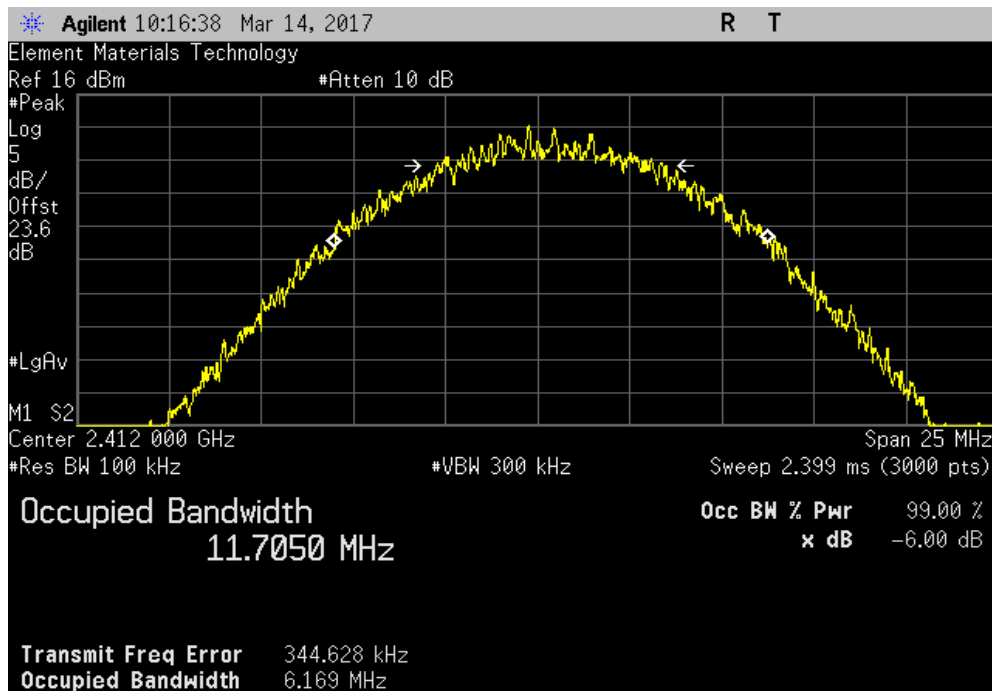


TMTX 2017.01.27 XMI 2017.01.28

2400 MHz - 2483.5 MHz Band, 802.11(b) 1 Mbps, High Channel 11, 2462 MHz			
	Value	Limit	Result
	7.058 MHz	500 kHz	Pass



2400 MHz - 2483.5 MHz Band, 802.11(b) 11 Mbps, Low Channel 1, 2412 MHz			
	Value	Limit	Result
	6.169 MHz	500 kHz	Pass

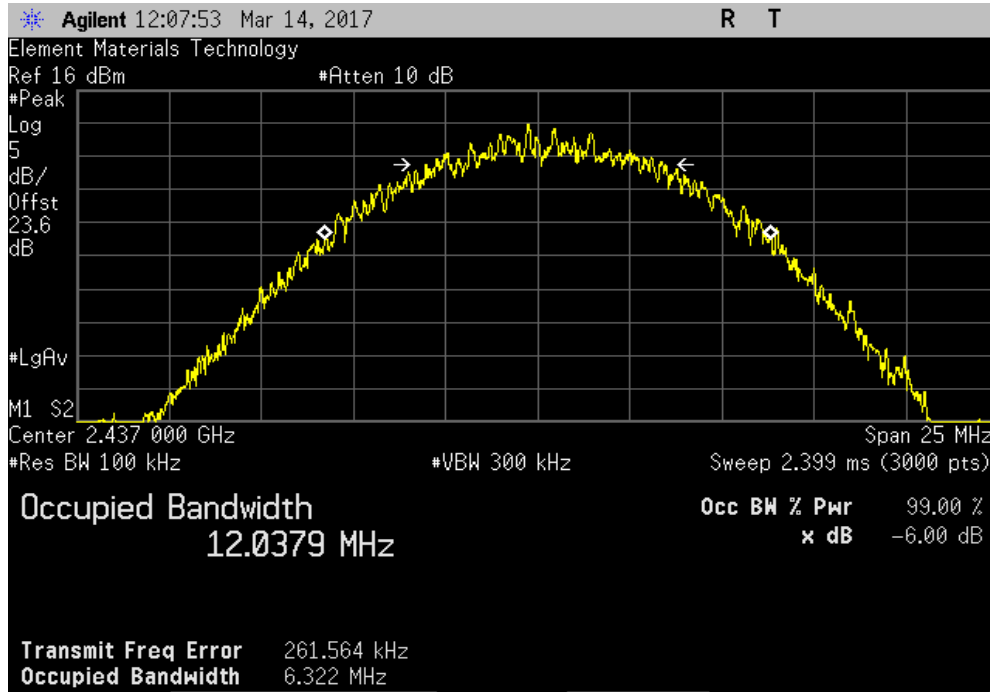


OCCUPIED BANDWIDTH

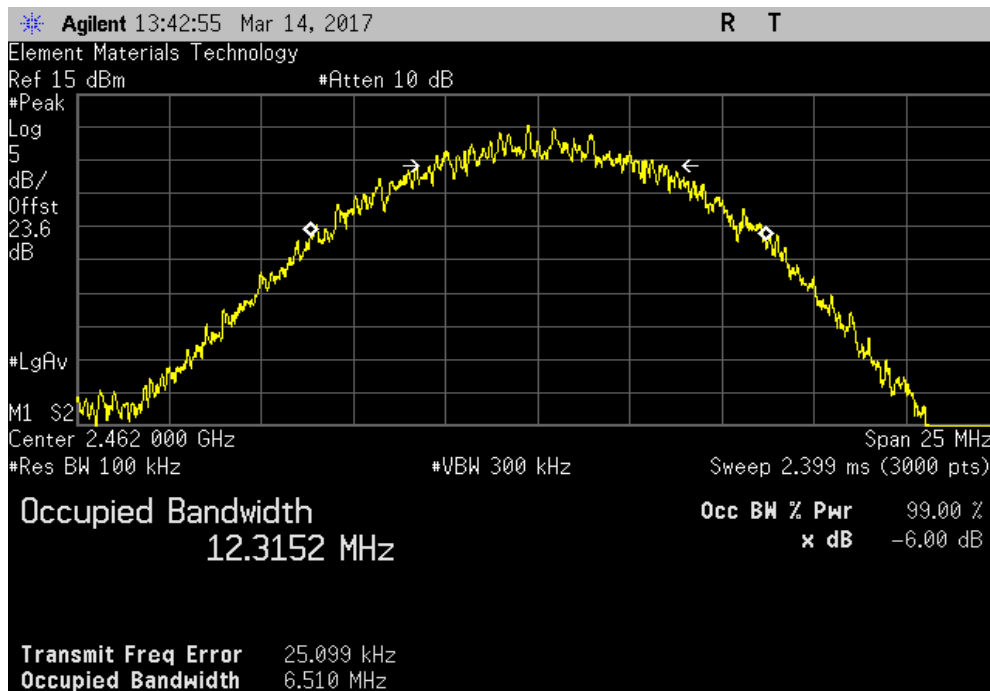


TMTX 2017.01.27 XMI 2017.01.28

2400 MHz - 2483.5 MHz Band, 802.11(b) 11 Mbps, Mid Channel 6, 2437 MHz			
	Value	Limit	Result
	6.322 MHz	500 kHz	Pass



2400 MHz - 2483.5 MHz Band, 802.11(b) 11 Mbps, High Channel 11, 2462 MHz			
	Value	Limit	Result
	6.510 MHz	500 kHz	Pass

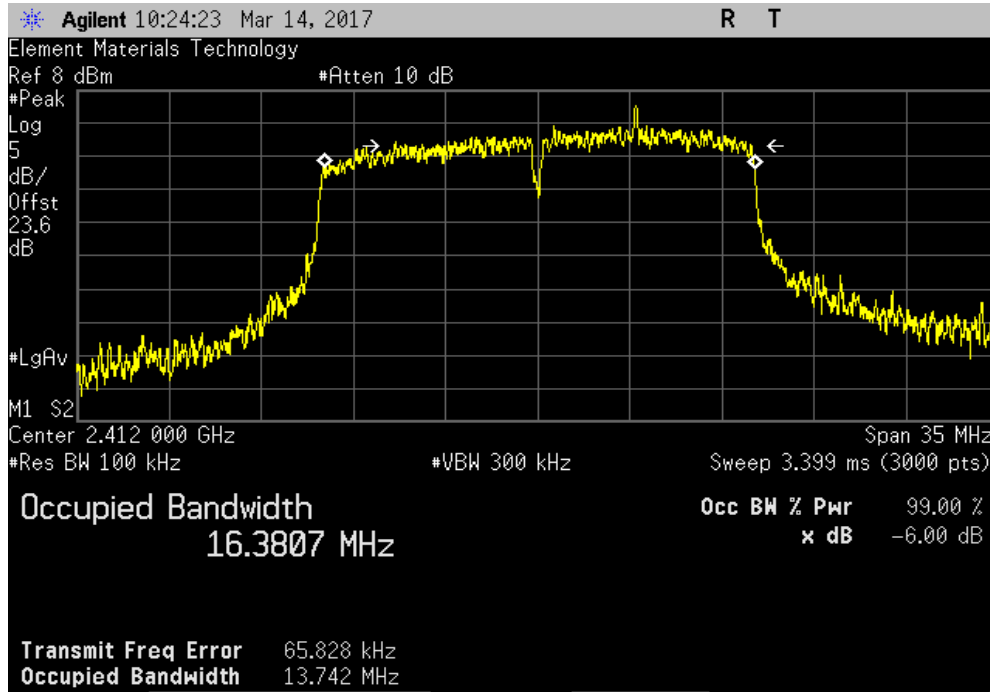


OCCUPIED BANDWIDTH

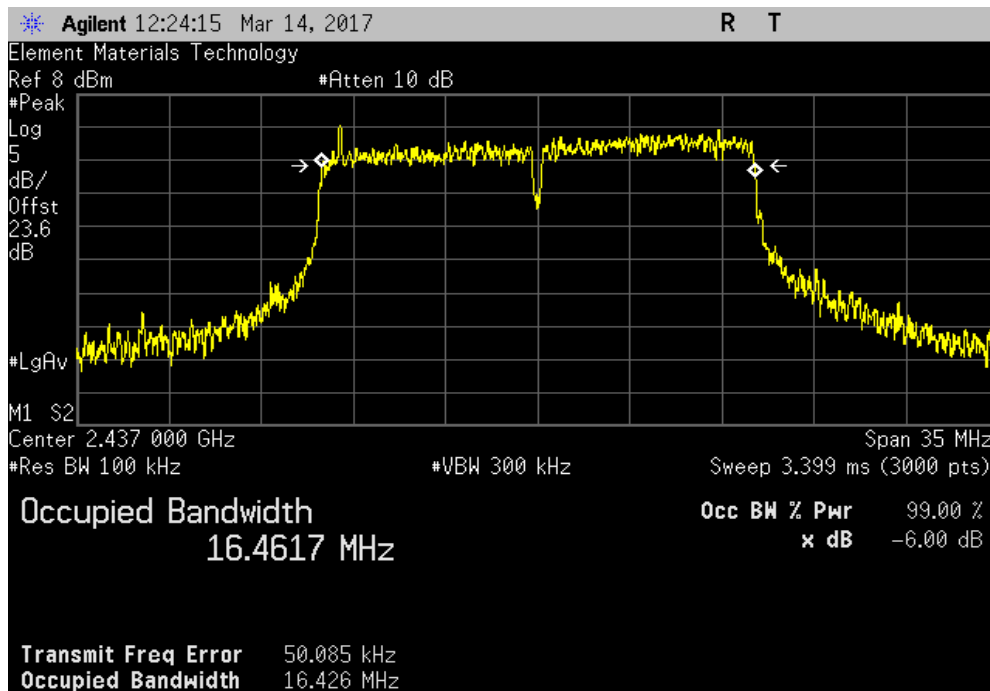


TMTX 2017.01.27 XMI 2017.01.28

2400 MHz - 2483.5 MHz Band, 802.11(g) 6 Mbps, Low Channel 1, 2412 MHz			
	Value	Limit	Result
	13.742 MHz	500 kHz	Pass



2400 MHz - 2483.5 MHz Band, 802.11(g) 6 Mbps, Mid Channel 6, 2437 MHz			
	Value	Limit	Result
	16.426 MHz	500 kHz	Pass

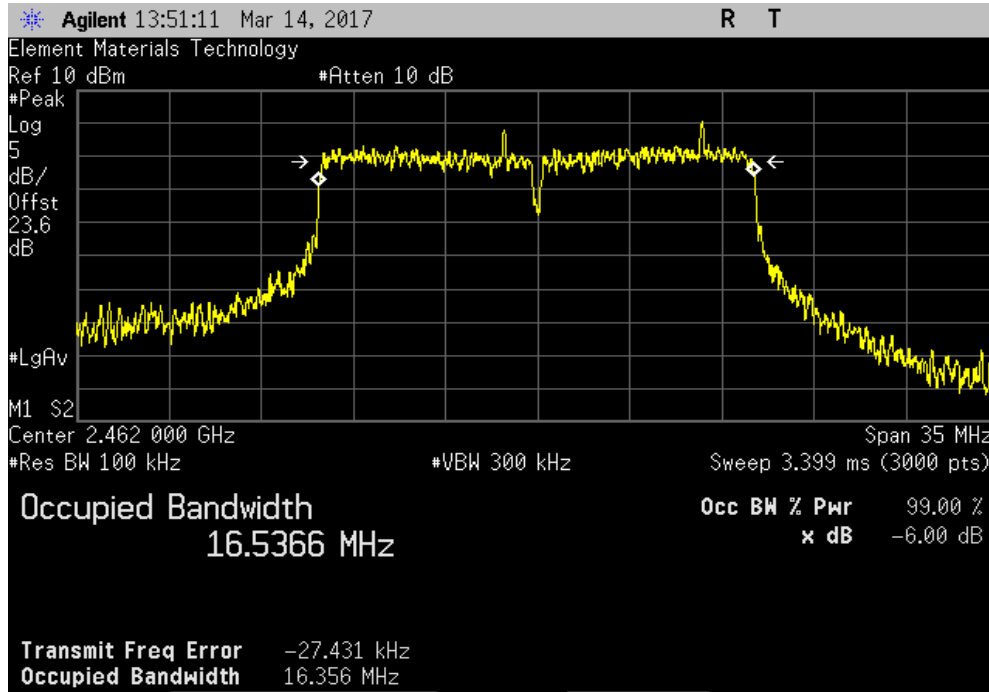


OCCUPIED BANDWIDTH

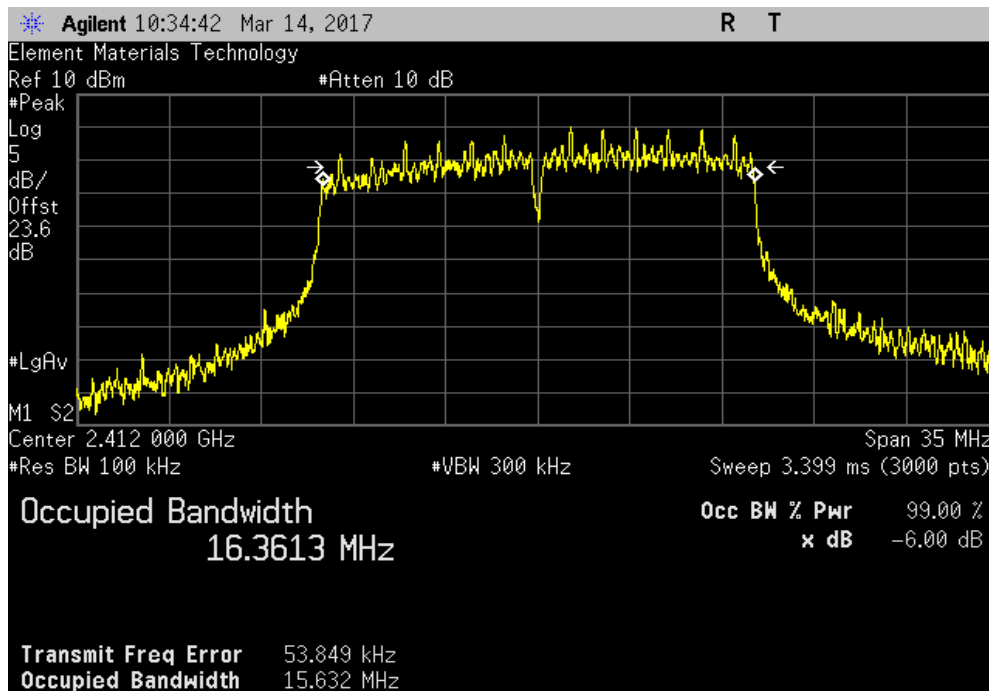


TMTX 2017.01.27 XMI 2017.01.28

2400 MHz - 2483.5 MHz Band, 802.11(g) 6 Mbps, High Channel 11, 2462 MHz			
	Value	Limit (>)	Result
	16.356 MHz	500 kHz	Pass



2400 MHz - 2483.5 MHz Band, 802.11(g) 36 Mbps, Low Channel 1, 2412 MHz			
	Value	Limit (>)	Result
	15.632 MHz	500 kHz	Pass

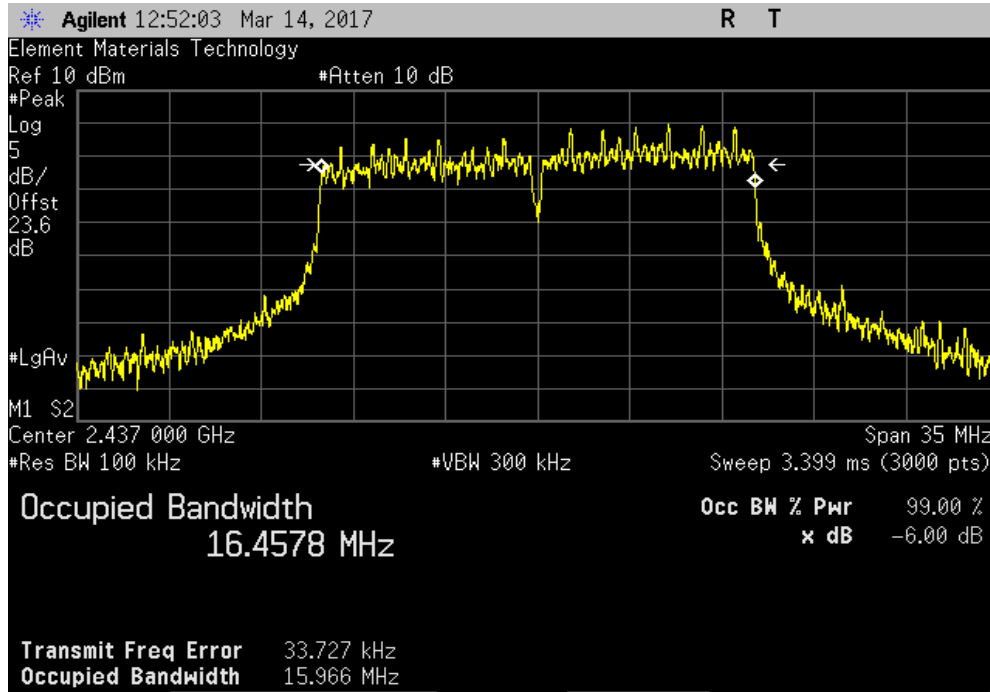


OCCUPIED BANDWIDTH

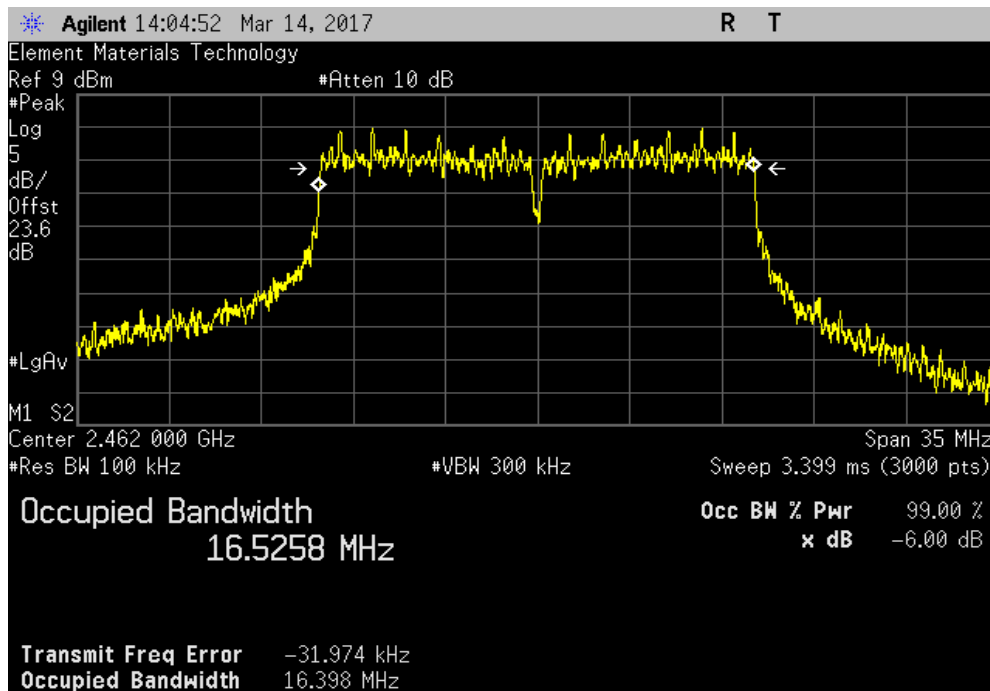


TMTX 2017.01.27 XMI 2017.01.28

2400 MHz - 2483.5 MHz Band, 802.11(g) 36 Mbps, Mid Channel 6, 2437 MHz						
				Value	Limit	Result
					(>)	
				15.966 MHz	500 kHz	Pass



2400 MHz - 2483.5 MHz Band, 802.11(g) 36 Mbps, High Channel 11, 2462 MHz						
				Value	Limit	Result
					(>)	
				16.398 MHz	500 kHz	Pass

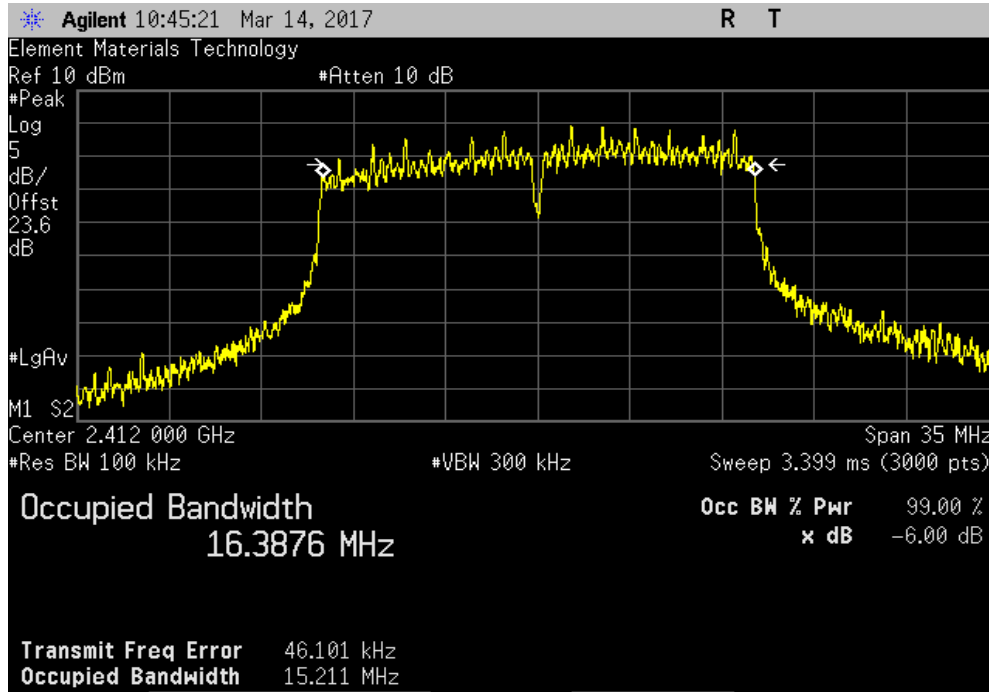


OCCUPIED BANDWIDTH

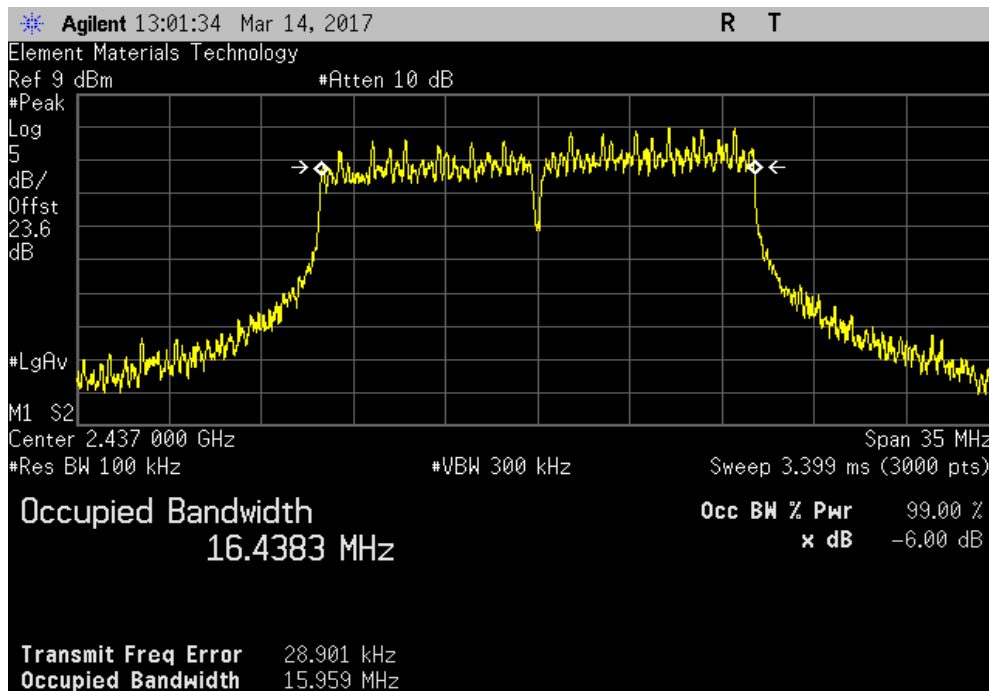


TMTX 2017.01.27 XMI 2017.01.28

2400 MHz - 2483.5 MHz Band, 802.11(g) 54 Mbps, Low Channel 1, 2412 MHz			
	Value	Limit	Result
	15.211 MHz	500 kHz	Pass



2400 MHz - 2483.5 MHz Band, 802.11(g) 54 Mbps, Mid Channel 6, 2437 MHz			
	Value	Limit	Result
	15.959 MHz	500 kHz	Pass

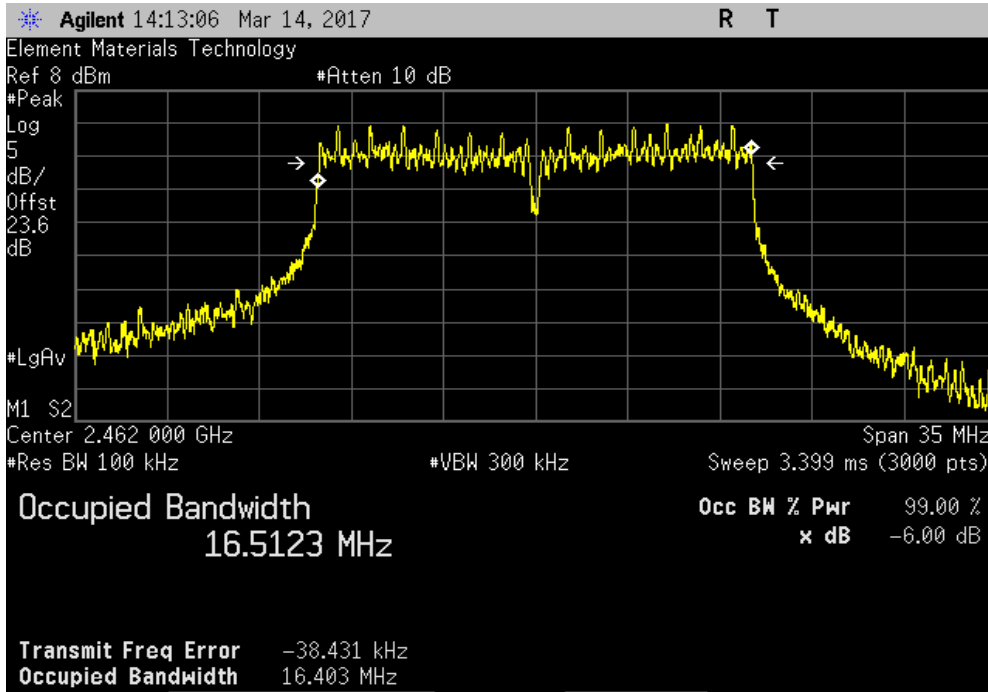


OCCUPIED BANDWIDTH

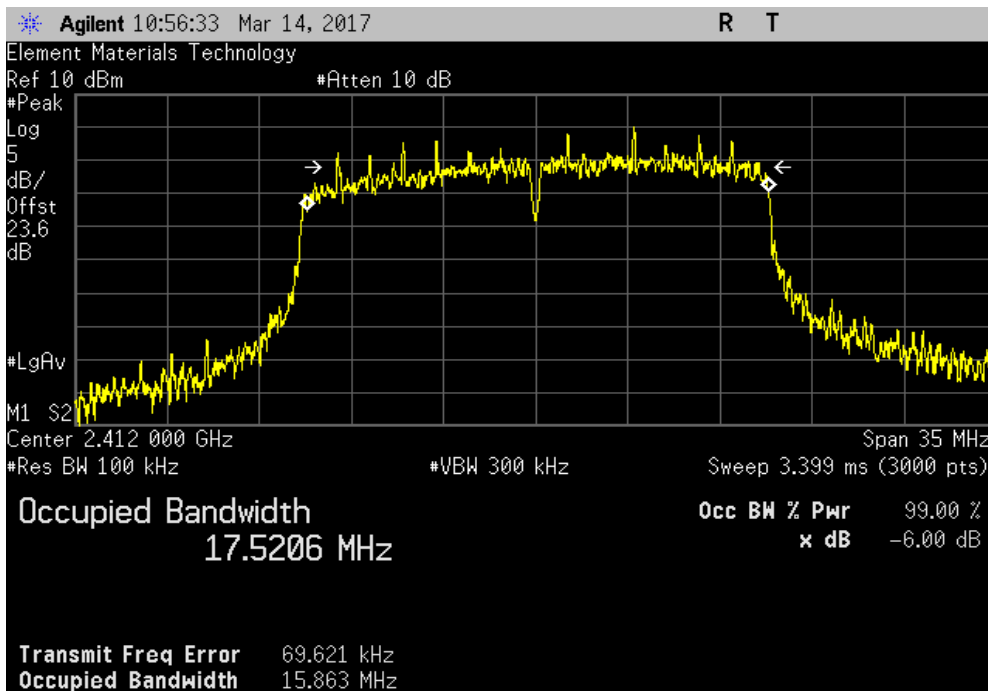


TMTX 2017.01.27 XMI 2017.01.28

2400 MHz - 2483.5 MHz Band, 802.11(g) 54 Mbps, High Channel 11, 2462 MHz			
	Value	Limit	Result
	16.403 MHz	500 kHz	Pass



2400 MHz - 2483.5 MHz Band, 802.11(n) MCS0, Low Channel 1, 2412 MHz			
	Value	Limit	Result
	15.863 MHz	500 kHz	Pass

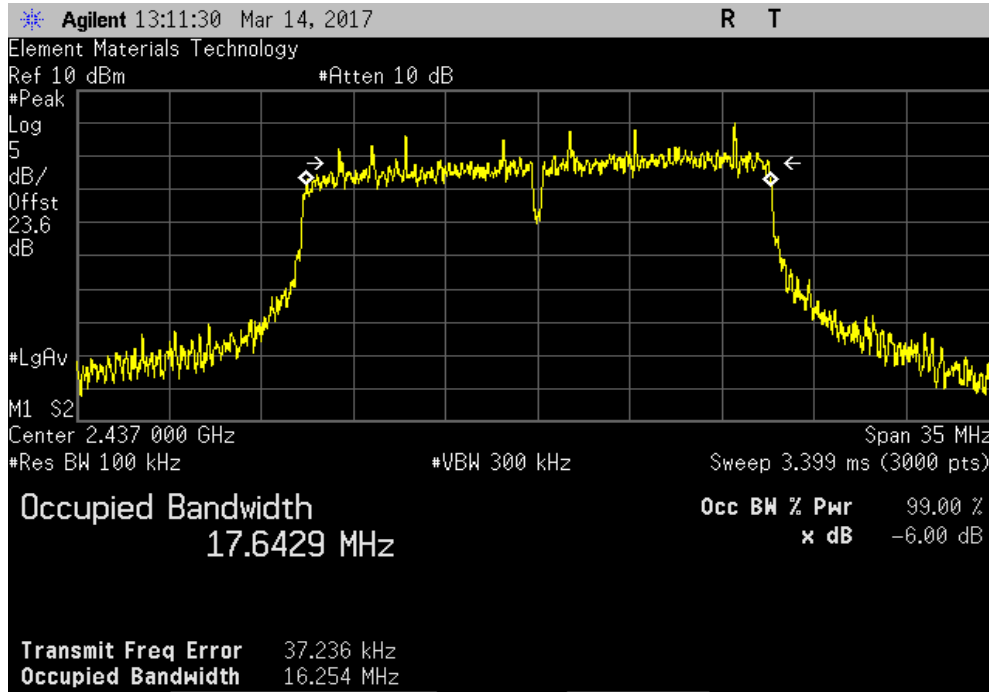


OCCUPIED BANDWIDTH

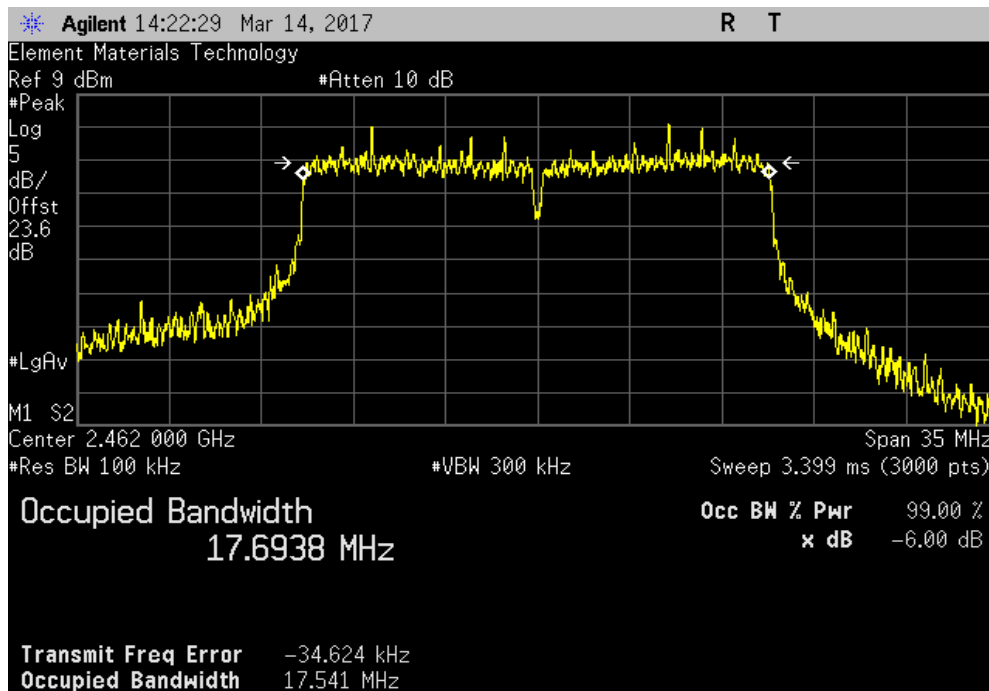


TMTX 2017.01.27 XMI 2017.01.28

2400 MHz - 2483.5 MHz Band, 802.11(n) MCS0, Mid Channel 6, 2437 MHz						
				Value	Limit	Result
				16.254 MHz	500 kHz	Pass



2400 MHz - 2483.5 MHz Band, 802.11(n) MCS0, High Channel 11, 2462 MHz						
				Value	Limit	Result
				17.541 MHz	500 kHz	Pass

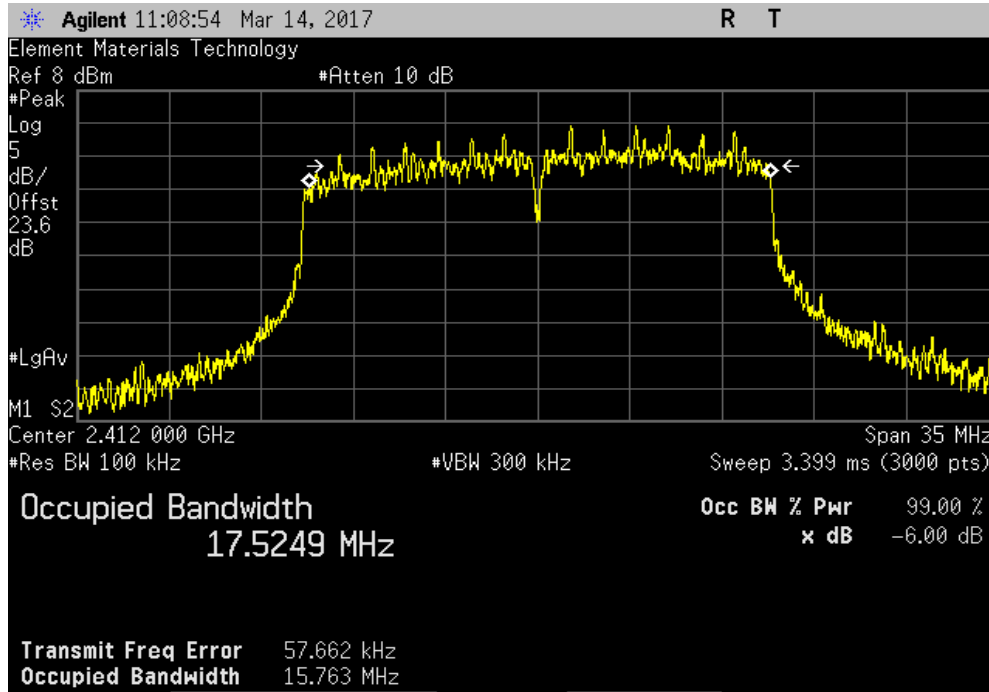


OCCUPIED BANDWIDTH

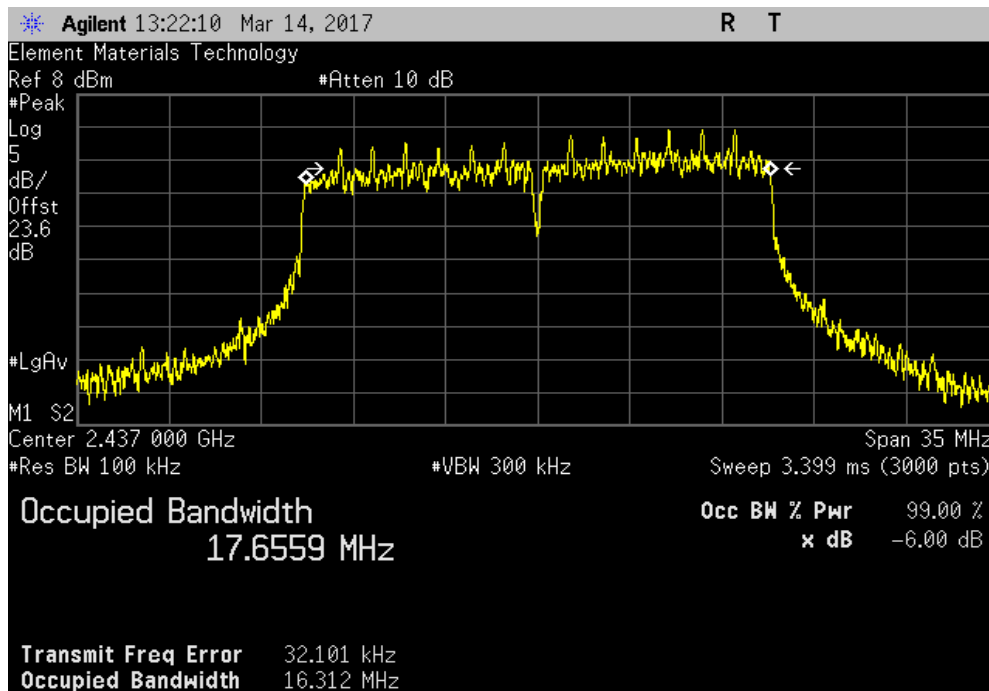


TMTX 2017.01.27 XMI 2017.01.28

2400 MHz - 2483.5 MHz Band, 802.11(n) MCS7, Low Channel 1, 2412 MHz			
	Value	Limit	Result
	15.763 MHz	500 kHz	Pass



2400 MHz - 2483.5 MHz Band, 802.11(n) MCS7, Mid Channel 6, 2437 MHz			
	Value	Limit	Result
	16.312 MHz	500 kHz	Pass

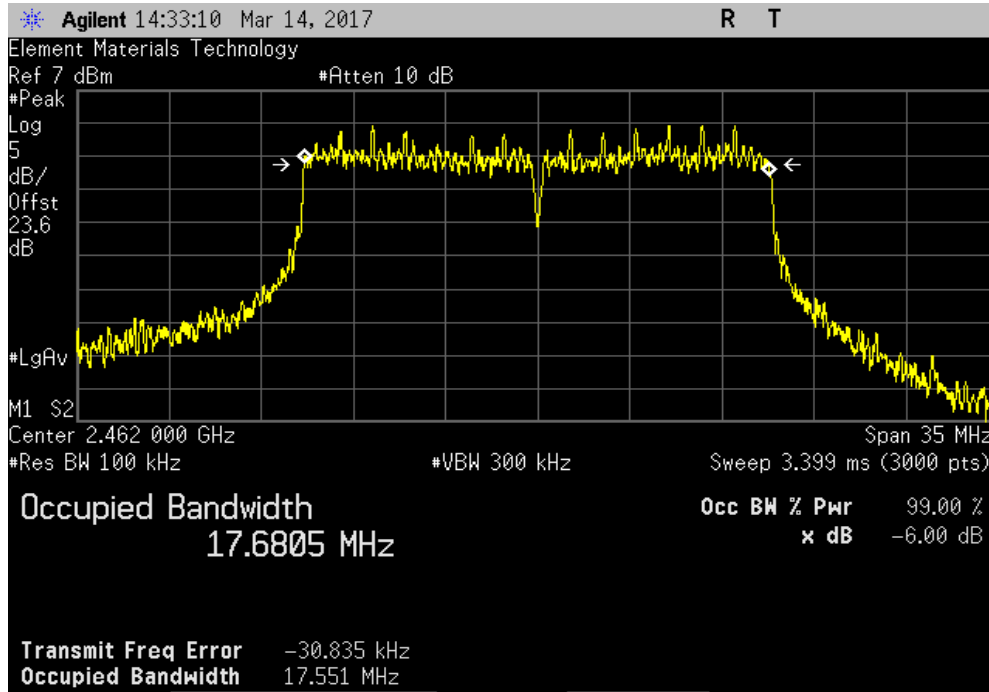


OCCUPIED BANDWIDTH



TbTx 2017.01.27 XMI 2017.01.28

2400 MHz - 2483.5 MHz Band, 802.11(n) MCS7, High Channel 11, 2462 MHz		
Value	Limit	Result
17.551 MHz	(>) 500 kHz	Pass



OUTPUT POWER



XMIT 2017.01.26

Testing was performed using the mode(s) of operation and configuration(s) noted within the report. The individuals and/or the organization requesting the test provided the modes, configurations and settings used to complete the evaluation. The actual test parameters are specified in the test data, this includes items such as investigated frequency range (scanned) and test levels. The testing methods and performance specifications, as well as the test site used for the evaluation are indicated in the test data.

TEST EQUIPMENT

Description	Manufacturer	Model	ID	Last Cal.	Cal. Due
Generator - Signal	Agilent	E8257D	TGU	2/5/2015	2/5/2018
Cable	Fairview Microwave	SCA1814-0101-120	OCZ	NCR	NCR
Attenuator	Fairview Microwave	SA18H-20	TKR	1/5/2017	1/5/2018
Block - DC	Fairview Microwave	SD3379	AMV	1/11/2017	1/11/2018
Analyzer - Spectrum Analyzer	Agilent	E4440A	AFA	11/2/2016	11/2/2017

TEST DESCRIPTION

The measurement was made using a direct connection between the RF output of the EUT and a spectrum analyzer. The fundamental emission output power (maximum average conducted output power) was measured using the channels and modes as called out on the following data sheets. The transmit power was set to its default maximum.

Prior to measuring output power; the emission bandwidth (B) and the transmission pulse duration (T) were measured. Both are required to determine the method of measuring Maximum Conducted Output Power. The transmission pulse duration (T) was measured using a zero span on the spectrum analyzer to see the pulses in the time domain.

The method AVGSA-2 in section 11.9.2.2.4 of ANSI C63.10:2013 was used to make the measurement. This method uses trace averaging across ON and OFF times of the EUT transmissions in the spectrum analyzer channel power function using an RMS detector. Following the measurement a duty cycle correction was applied by adding $[10 \log (1 / D)]$, where D is the duty cycle, to the measured power to compute the average power during the actual transmission times.

De Facto EIRP Limit: The EUT meets the de facto EIRP limit of +36 dBm.

OUTPUT POWER



TbTx 2017.01.27 XMI 2017.01.28

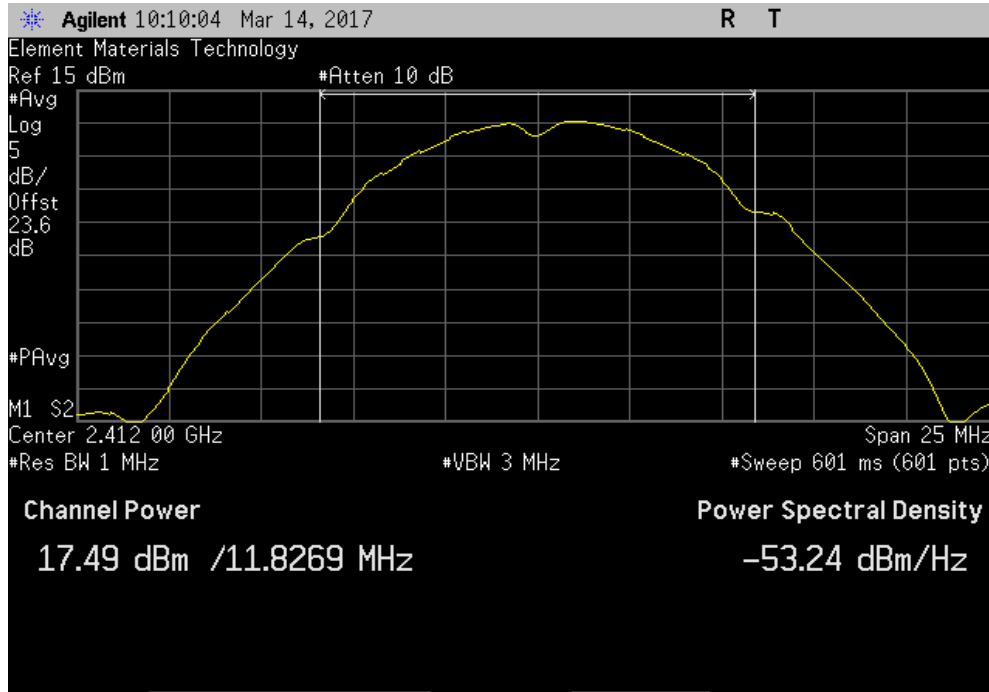
EUT: DC-6000-001		Work Order: LYTX0018				
Serial Number: SF00000634		Date: 03/14/17				
Customer: Lytx, Inc.		Temperature: 21.2 °C				
Attendees: None		Humidity: 46.6% RH				
Project: None		Barometric Pres.: 1022 mbar				
Tested by: Mike Tran		Power: 14VDC				
Job Site: OC13						
TEST SPECIFICATIONS		Test Method				
FCC 15.247:2017		ANSI C63.10:2013				
COMMENTS						
Using client provided power settings. DC Block/20dB Attenuator + Coax Cable + Patch Cable = 23.62 dB Total Offset						
DEVIATIONS FROM TEST STANDARD						
None						
Configuration #	1	Signature <i>Mike Tran</i>				
		Avg Cond Pwr (dBm)	Duty Cycle Factor (dB)	Value (dBm)	Limit (dBm)	Results
2400 MHz - 2483.5 MHz Band						
802.11(b) 1 Mbps						
	Low Channel 1, 2412 MHz	17.487	0	17.5	30	Pass
	Mid Channel 6, 2437 MHz	17.83	0	17.9	30	Pass
	High Channel 11, 2462 MHz	17.446	0	17.5	30	Pass
802.11(b) 11 Mbps						
	Low Channel 1, 2412 MHz	18.099	0.2	18.3	30	Pass
	Mid Channel 6, 2437 MHz	17.771	0.2	18	30	Pass
	High Channel 11, 2462 MHz	17.403	0.3	17.7	30	Pass
802.11(g) 6 Mbps						
	Low Channel 1, 2412 MHz	15.622	0.1	15.8	30	Pass
	Mid Channel 6, 2437 MHz	15.603	0.3	15.9	30	Pass
	High Channel 11, 2462 MHz	15.582	0.2	15.8	30	Pass
802.11(g) 36 Mbps						
	Low Channel 1, 2412 MHz	14.387	0.7	15.1	30	Pass
	Mid Channel 6, 2437 MHz	14.274	0.8	15	30	Pass
	High Channel 11, 2462 MHz	13.943	0.7	14.7	30	Pass
802.11(g) 54 Mbps						
	Low Channel 1, 2412 MHz	14.345	0.8	15.1	30	Pass
	Mid Channel 6, 2437 MHz	13.131	1.1	14.2	30	Pass
	High Channel 11, 2462 MHz	12.833	1.1	13.9	30	Pass
802.11(n) MCS0						
	Low Channel 1, 2412 MHz	14.555	0.2	14.8	30	Pass
	Mid Channel 6, 2437 MHz	14.575	0.2	14.8	30	Pass
	High Channel 11, 2462 MHz	14.465	0.2	14.6	30	Pass
802.11(n) MCS7						
	Low Channel 1, 2412 MHz	11.8	1.2	13	30	Pass
	Mid Channel 6, 2437 MHz	11.634	1.2	12.8	30	Pass
	High Channel 11, 2462 MHz	11.558	1.1	12.7	30	Pass

OUTPUT POWER

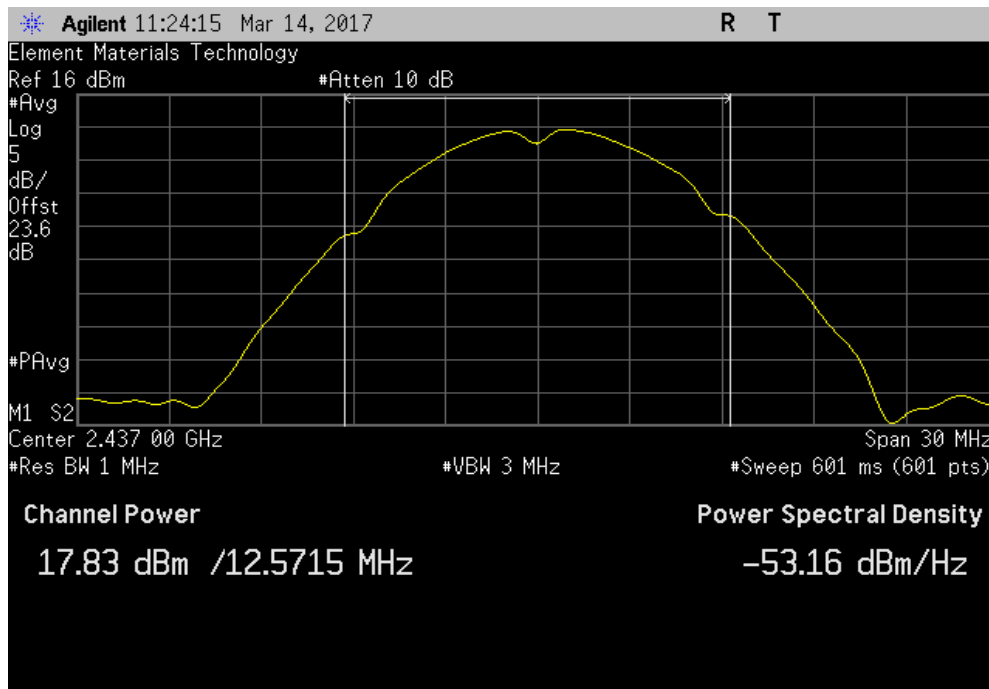


TMTX 2017.01.27 XMI 2017.01.28

2400 MHz - 2483.5 MHz Band, 802.11(b) 1 Mbps, Low Channel 1, 2412 MHz					
Avg Cond Pwr (dBm)	Duty Cycle Factor (dB)	Value (dBm)	Limit (dBm)	Results	
17.487	0	17.5	30	Pass	



2400 MHz - 2483.5 MHz Band, 802.11(b) 1 Mbps, Mid Channel 6, 2437 MHz					
Avg Cond Pwr (dBm)	Duty Cycle Factor (dB)	Value (dBm)	Limit (dBm)	Results	
17.83	0	17.9	30	Pass	

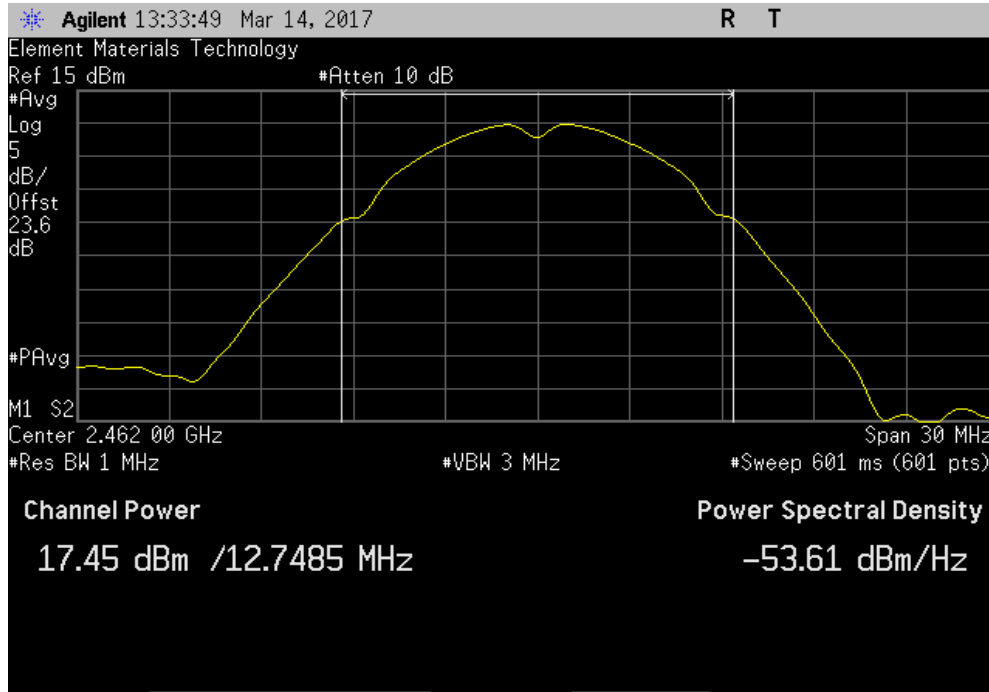


OUTPUT POWER

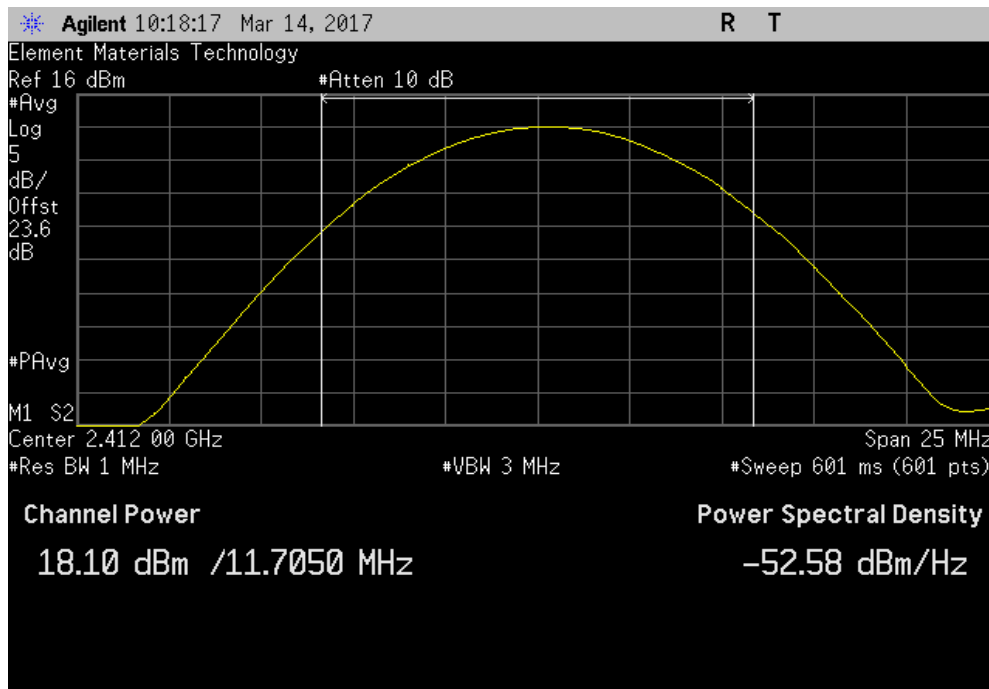


TMTX 2017.01.27 XMI 2017.01.28

2400 MHz - 2483.5 MHz Band, 802.11(b) 1 Mbps, High Channel 11, 2462 MHz					
Avg Cond Pwr (dBm)	Duty Cycle Factor (dB)	Value (dBm)	Limit (dBm)	Results	
17.446	0	17.5	30	Pass	



2400 MHz - 2483.5 MHz Band, 802.11(b) 11 Mbps, Low Channel 1, 2412 MHz					
Avg Cond Pwr (dBm)	Duty Cycle Factor (dB)	Value (dBm)	Limit (dBm)	Results	
18.099	0.2	18.3	30	Pass	

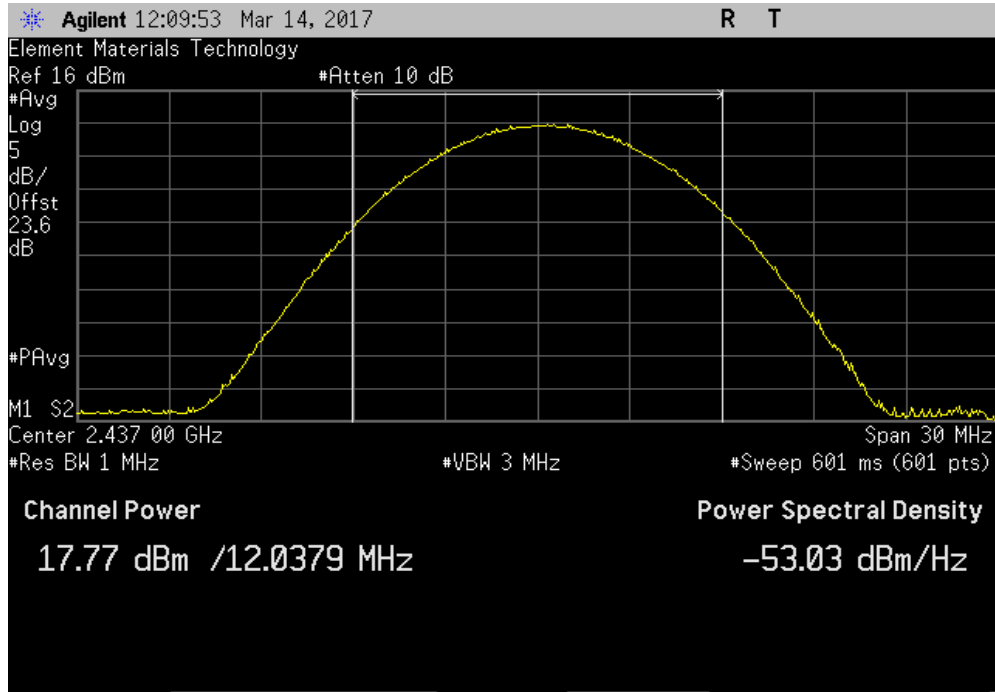


OUTPUT POWER

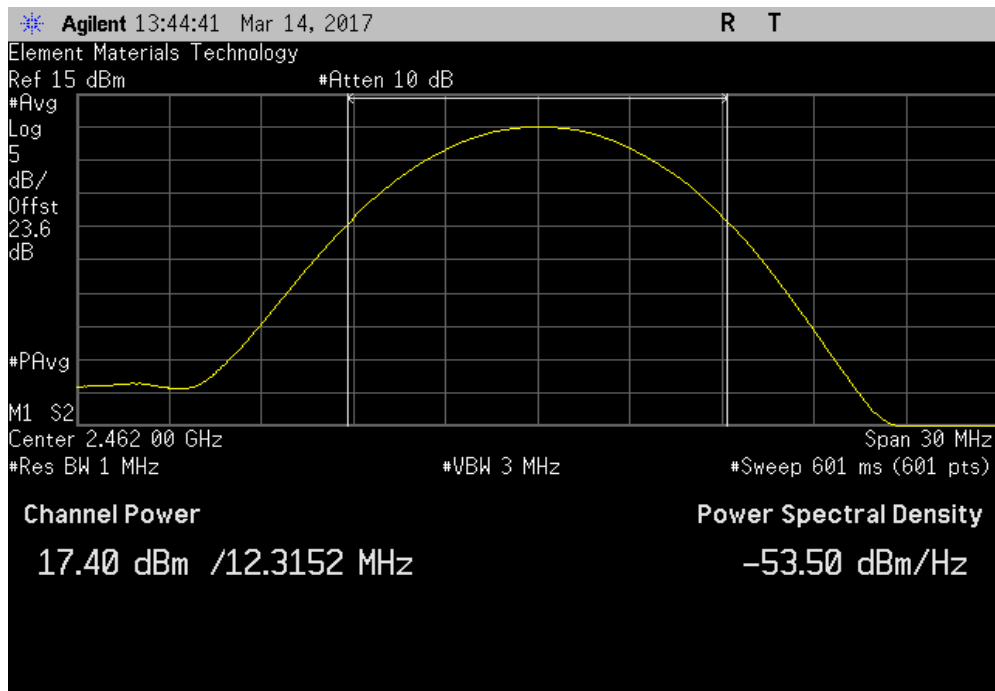


TMTX 2017.01.27 XMI 2017.01.28

2400 MHz - 2483.5 MHz Band, 802.11(b) 11 Mbps, Mid Channel 6, 2437 MHz						
Avg Cond	Duty Cycle	Value	Limit	Results		
Pwr (dBm)	Factor (dB)	(dBm)	(dBm)			
17.771	0.2	18	30	Pass		



2400 MHz - 2483.5 MHz Band, 802.11(b) 11 Mbps, High Channel 11, 2462 MHz						
Avg Cond	Duty Cycle	Value	Limit	Results		
Pwr (dBm)	Factor (dB)	(dBm)	(dBm)			
17.403	0.3	17.7	30	Pass		

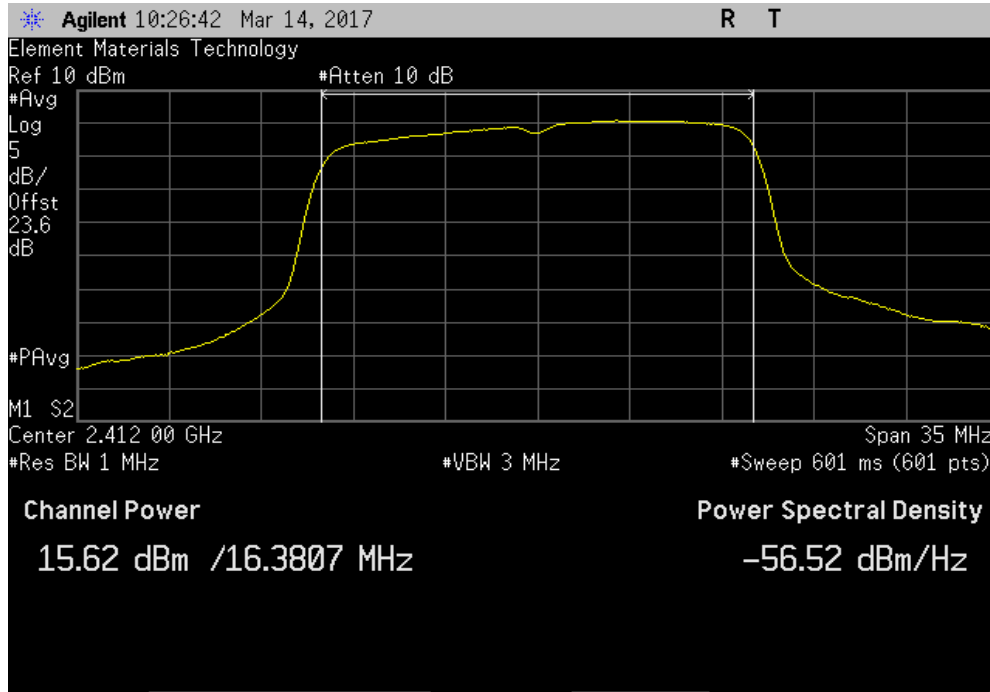


OUTPUT POWER

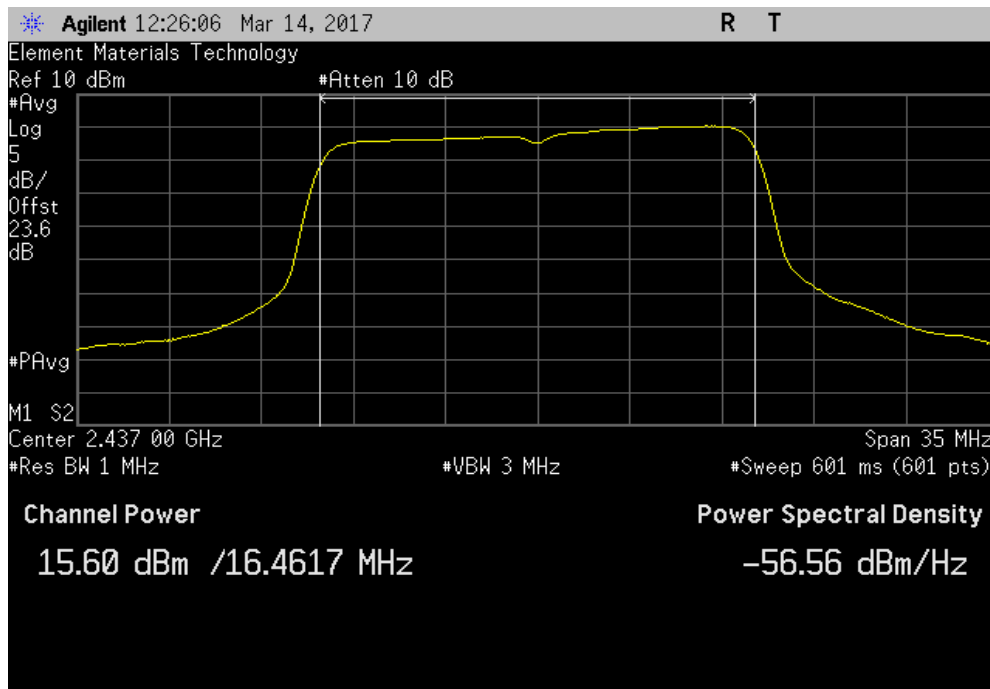


TMTX 2017.01.27 XMI 2017.01.28

2400 MHz - 2483.5 MHz Band, 802.11(g) 6 Mbps, Low Channel 1, 2412 MHz					
Avg Cond	Duty Cycle	Value	Limit	Results	
Pwr (dBm)	Factor (dB)	(dBm)	(dBm)		
15.622	0.1	15.8	30	Pass	



2400 MHz - 2483.5 MHz Band, 802.11(g) 6 Mbps, Mid Channel 6, 2437 MHz					
Avg Cond	Duty Cycle	Value	Limit	Results	
Pwr (dBm)	Factor (dB)	(dBm)	(dBm)		
15.603	0.3	15.9	30	Pass	

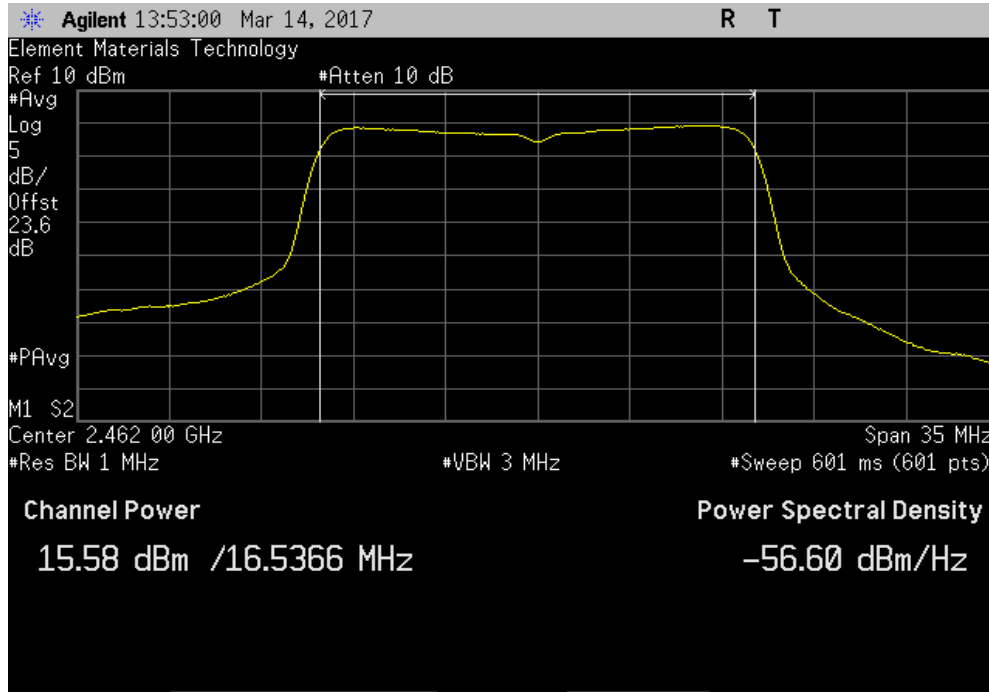


OUTPUT POWER

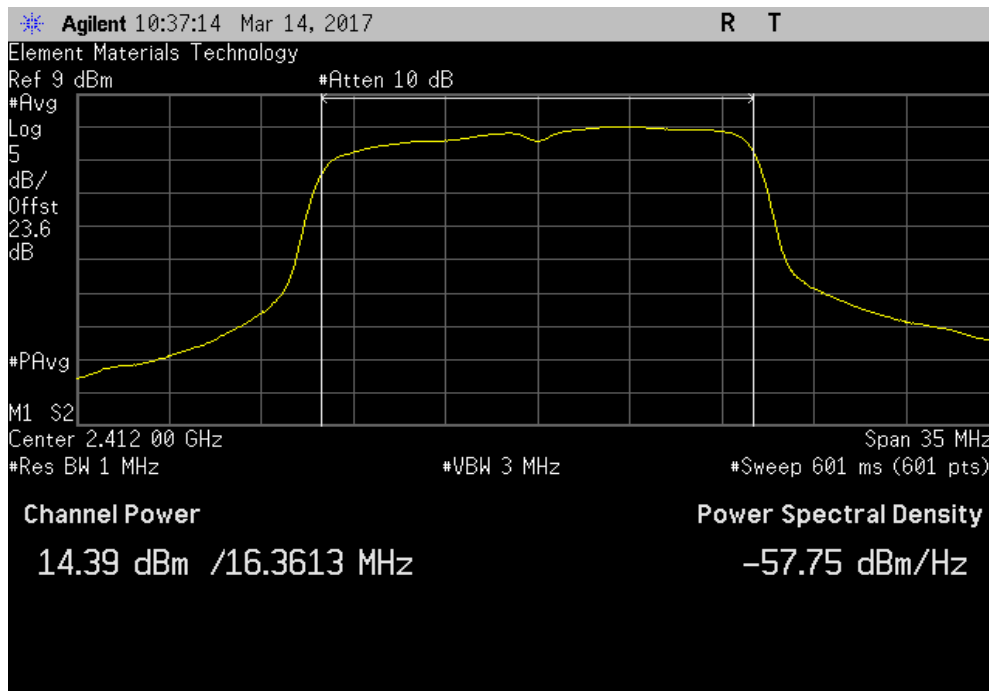


TMTX 2017.01.27 XMI 2017.01.28

2400 MHz - 2483.5 MHz Band, 802.11(g) 6 Mbps, High Channel 11, 2462 MHz					
Avg Cond Pwr (dBm)	Duty Cycle Factor (dB)	Value (dBm)	Limit (dBm)	Results	
15.582	0.2	15.8	30	Pass	



2400 MHz - 2483.5 MHz Band, 802.11(g) 36 Mbps, Low Channel 1, 2412 MHz					
Avg Cond Pwr (dBm)	Duty Cycle Factor (dB)	Value (dBm)	Limit (dBm)	Results	
14.387	0.7	15.1	30	Pass	

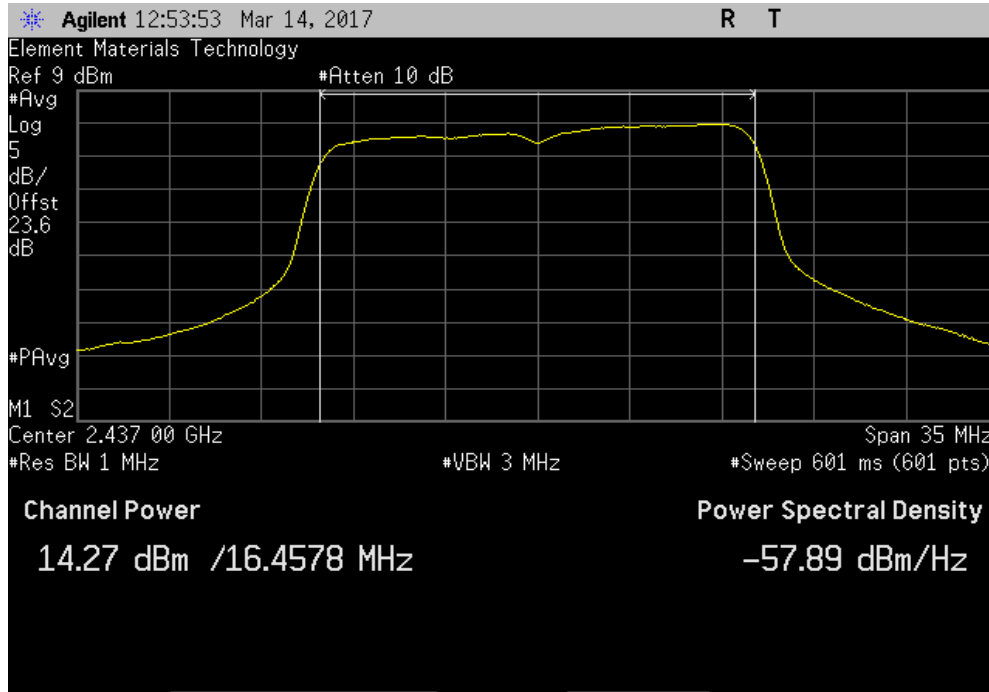


OUTPUT POWER

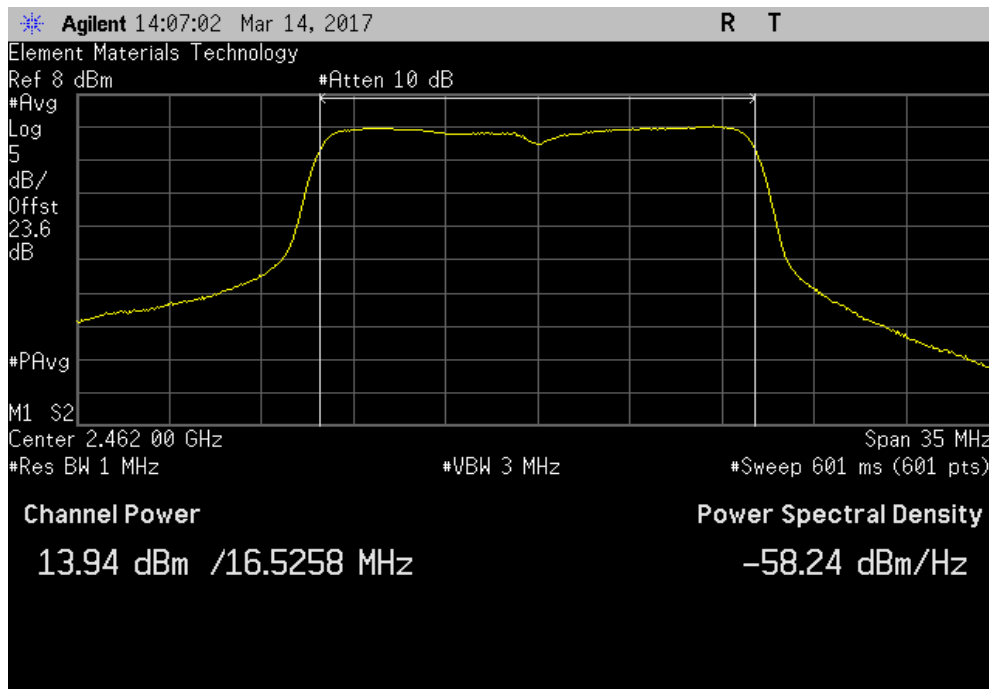


TMTX 2017.01.27 XMI 2017.01.28

2400 MHz - 2483.5 MHz Band, 802.11(g) 36 Mbps, Mid Channel 6, 2437 MHz					
Avg Cond	Duty Cycle	Value	Limit	Results	
Pwr (dBm)	Factor (dB)	(dBm)	(dBm)		
14.274	0.8	15	30	Pass	



2400 MHz - 2483.5 MHz Band, 802.11(g) 36 Mbps, High Channel 11, 2462 MHz					
Avg Cond	Duty Cycle	Value	Limit	Results	
Pwr (dBm)	Factor (dB)	(dBm)	(dBm)		
13.943	0.7	14.7	30	Pass	

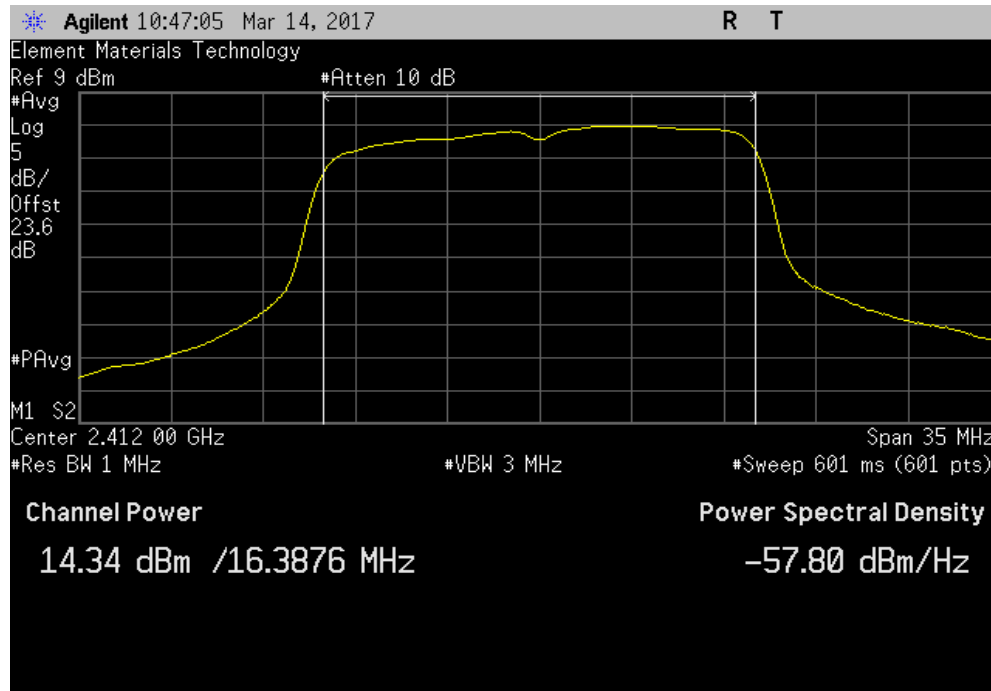


OUTPUT POWER

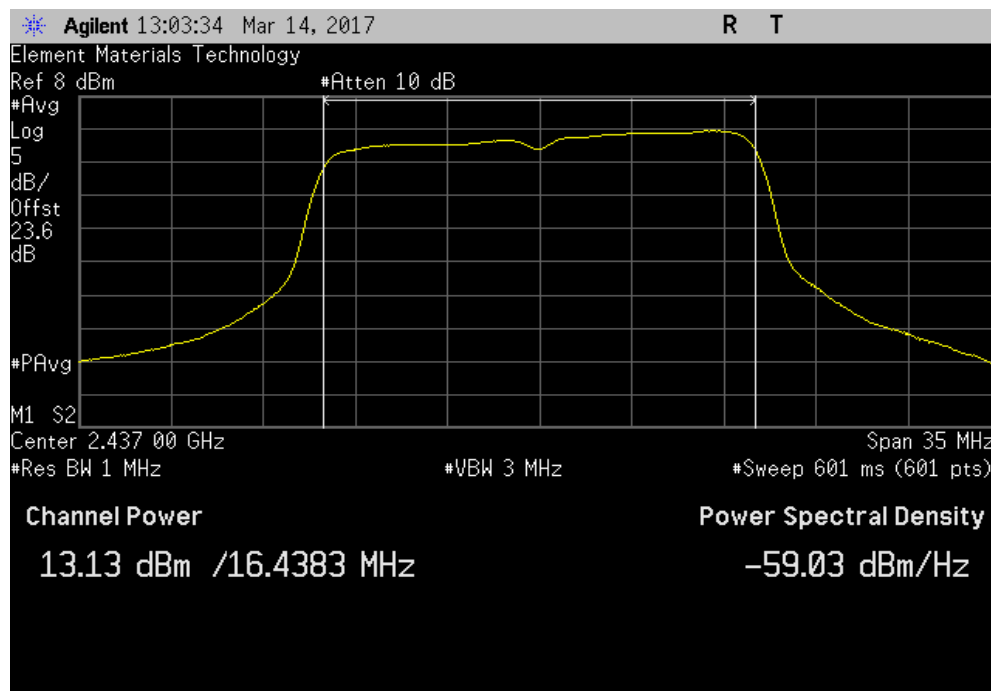


TMTX 2017.01.27 XMI 2017.01.28

2400 MHz - 2483.5 MHz Band, 802.11(g) 54 Mbps, Low Channel 1, 2412 MHz					
Avg Cond	Duty Cycle	Value	Limit	Results	
Pwr (dBm)	Factor (dB)	(dBm)	(dBm)		
14.345	0.8	15.1	30	Pass	



2400 MHz - 2483.5 MHz Band, 802.11(g) 54 Mbps, Mid Channel 6, 2437 MHz					
Avg Cond	Duty Cycle	Value	Limit	Results	
Pwr (dBm)	Factor (dB)	(dBm)	(dBm)		
13.131	1.1	14.2	30	Pass	

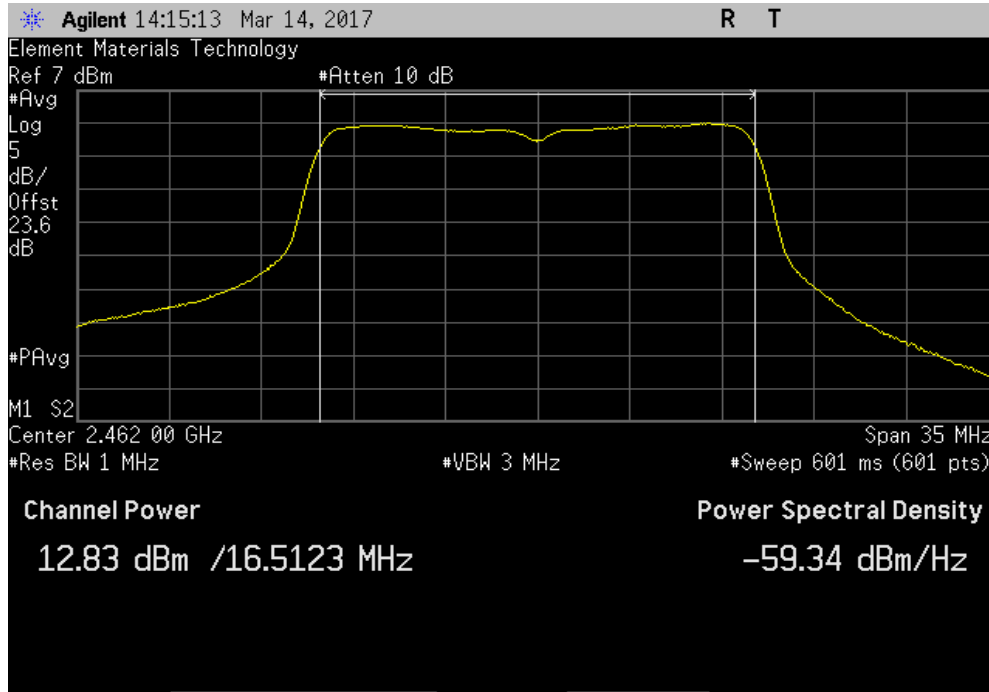


OUTPUT POWER

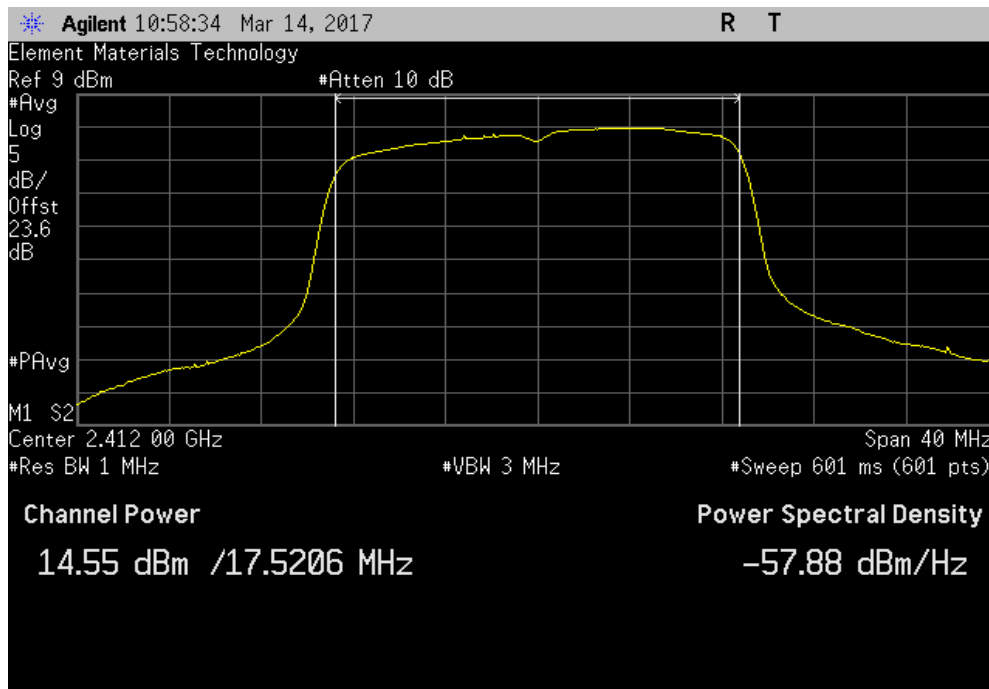


TMTX 2017.01.27 XMI 2017.01.28

2400 MHz - 2483.5 MHz Band, 802.11(g) 54 Mbps, High Channel 11, 2462 MHz					
Avg Cond	Duty Cycle	Value	Limit	Results	
Pwr (dBm)	Factor (dB)	(dBm)	(dBm)		
12.833	1.1	13.9	30	Pass	



2400 MHz - 2483.5 MHz Band, 802.11(n) MCS0, Low Channel 1, 2412 MHz					
Avg Cond	Duty Cycle	Value	Limit	Results	
Pwr (dBm)	Factor (dB)	(dBm)	(dBm)		
14.555	0.2	14.8	30	Pass	

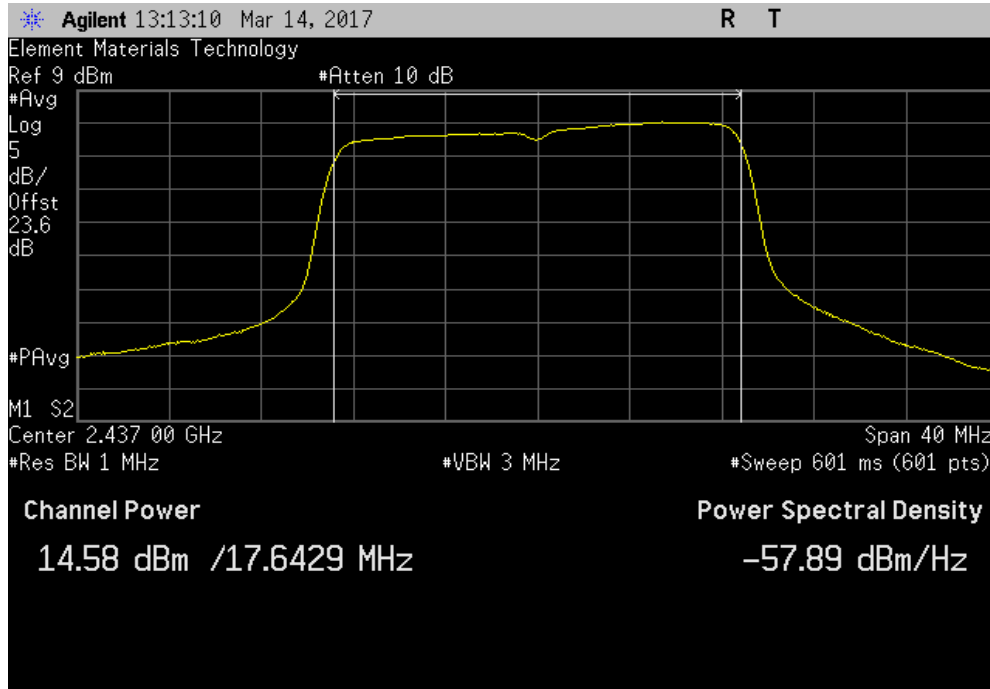


OUTPUT POWER

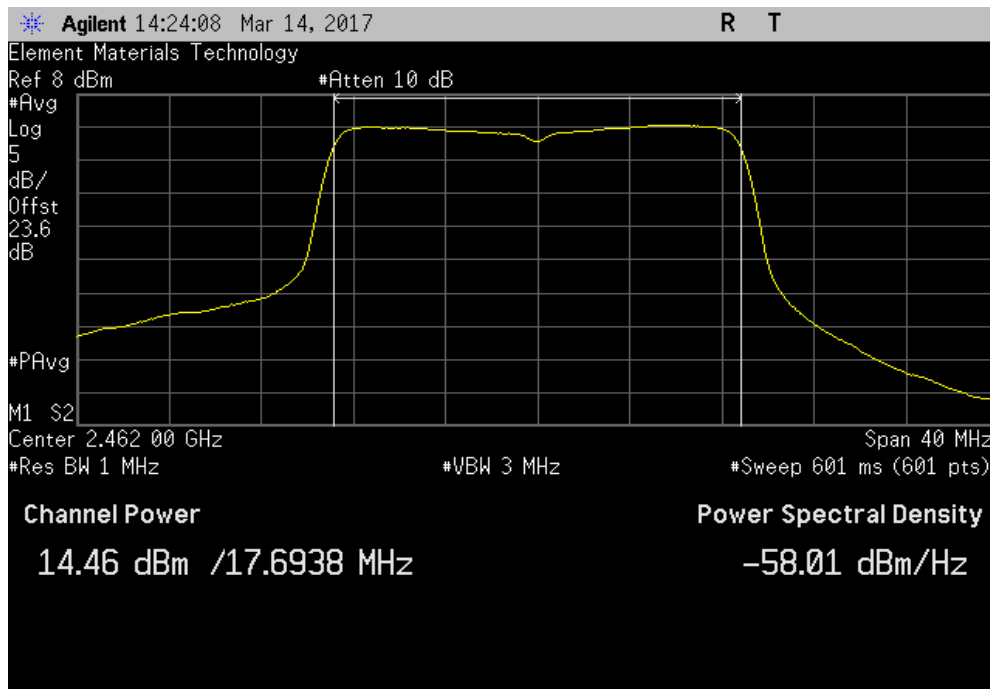


TMTX 2017.01.27 XMI 2017.01.28

2400 MHz - 2483.5 MHz Band, 802.11(n) MCS0, Mid Channel 6, 2437 MHz					
Avg Cond	Duty Cycle	Value	Limit	Results	
Pwr (dBm)	Factor (dB)	(dBm)	(dBm)		
14.575	0.2	14.8	30	Pass	



2400 MHz - 2483.5 MHz Band, 802.11(n) MCS0, High Channel 11, 2462 MHz					
Avg Cond	Duty Cycle	Value	Limit	Results	
Pwr (dBm)	Factor (dB)	(dBm)	(dBm)		
14.465	0.2	14.6	30	Pass	

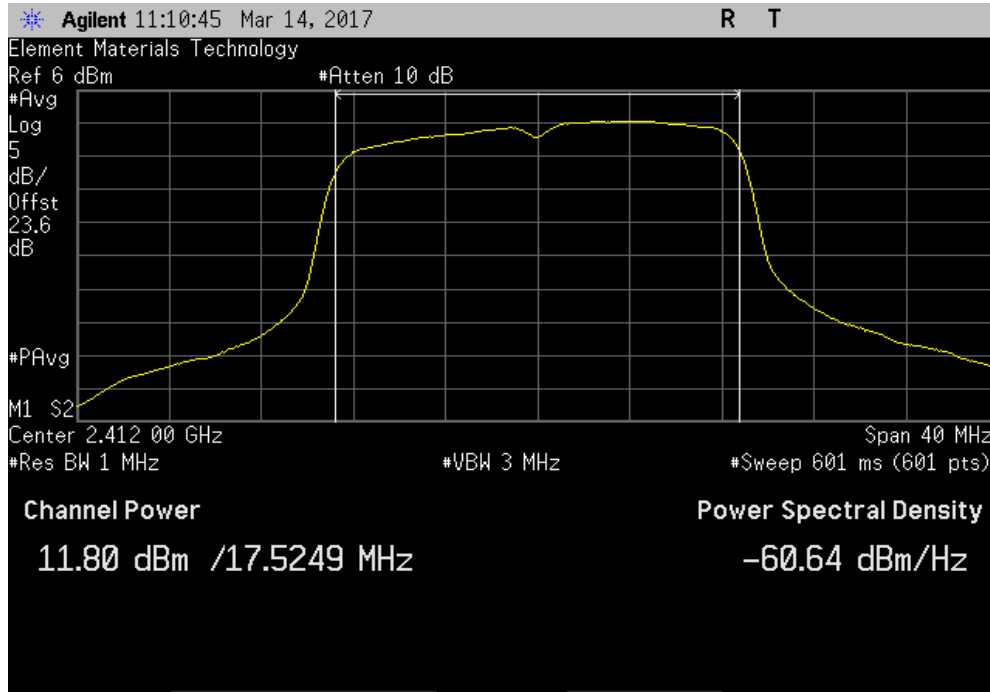


OUTPUT POWER

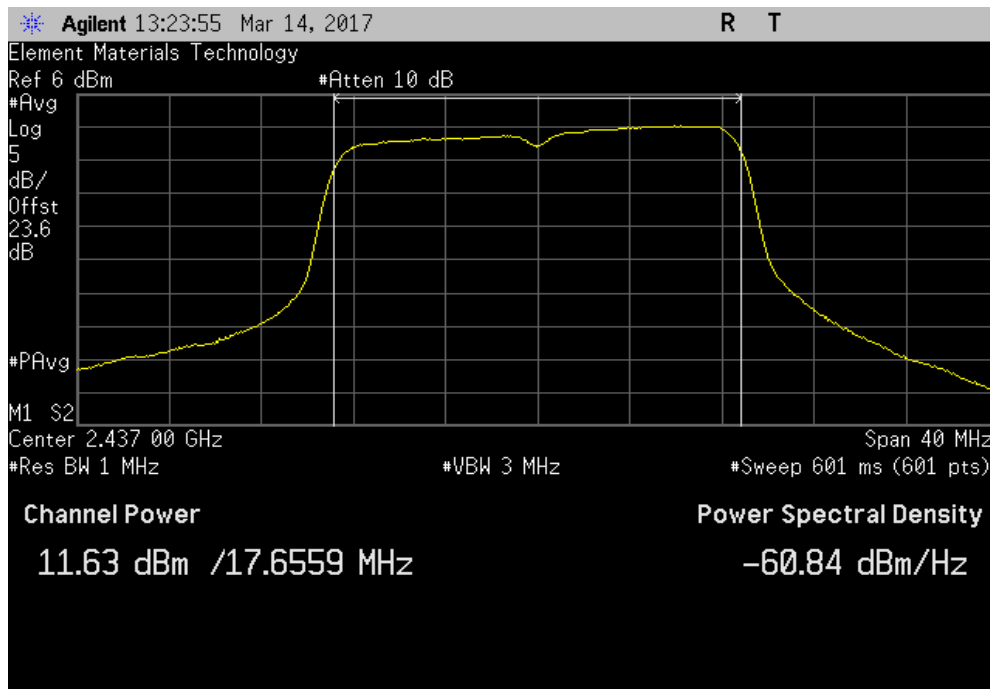


TMTX 2017.01.27 XMI 2017.01.28

2400 MHz - 2483.5 MHz Band, 802.11(n) MCS7, Low Channel 1, 2412 MHz					
Avg Cond Pwr (dBm)	Duty Cycle Factor (dB)	Value (dBm)	Limit (dBm)	Results	
11.8	1.2	13	30	Pass	



2400 MHz - 2483.5 MHz Band, 802.11(n) MCS7, Mid Channel 6, 2437 MHz					
Avg Cond Pwr (dBm)	Duty Cycle Factor (dB)	Value (dBm)	Limit (dBm)	Results	
11.634	1.2	12.8	30	Pass	

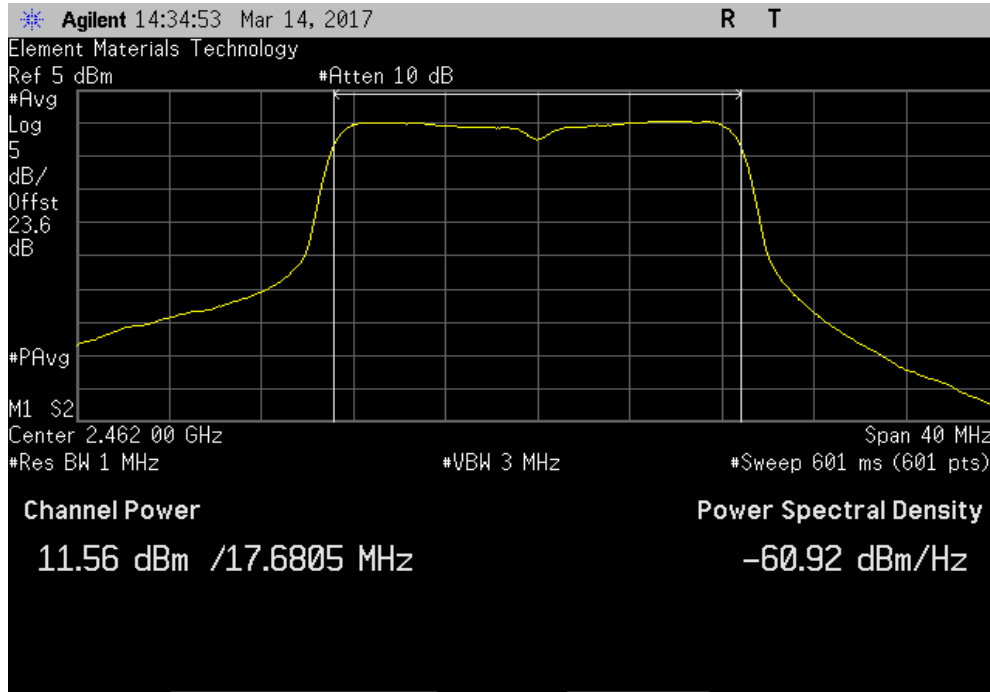


OUTPUT POWER



TdTx 2017.01.27 XMI 2017.01.28

2400 MHz - 2483.5 MHz Band, 802.11(n) MCS7, High Channel 11, 2462 MHz					
Avg Cond	Duty Cycle	Value	Limit	Results	
Pwr (dBm)	Factor (dB)	(dBm)	(dBm)		
11.558	1.1	12.7	30	Pass	



POWER SPECTRAL DENSITY



XMI 2017.01.26

Testing was performed using the mode(s) of operation and configuration(s) noted within the report. The individuals and/or the organization requesting the test provided the modes, configurations and settings used to complete the evaluation. The actual test parameters are specified in the test data, this includes items such as investigated frequency range (scanned) and test levels. The testing methods and performance specifications, as well as the test site used for the evaluation are indicated in the test data.

TEST EQUIPMENT

Description	Manufacturer	Model	ID	Last Cal.	Cal. Due
Generator - Signal	Agilent	E8257D	TGU	2/5/2015	2/5/2018
Cable	Fairview Microwave	SCA1814-0101-120	OCZ	NCR	NCR
Attenuator	Fairview Microwave	SA18H-20	TKR	1/5/2017	1/5/2018
Block - DC	Fairview Microwave	SD3379	AMV	1/11/2017	1/11/2018
Analyzer - Spectrum Analyzer	Agilent	E4440A	AFA	11/2/2016	11/2/2017

TEST DESCRIPTION

The measurement was made using a direct connection between the RF output of the EUT and a spectrum analyzer. The maximum power spectral density measurements was measured using the channels and modes as called out on the following data sheets.

Per the procedure outlined in ANSI C63.10 the peak power spectral density was measured in a 3 kHz RBW.

POWER SPECTRAL DENSITY



TstTx 2017.01.27 XMI 2017.01.28

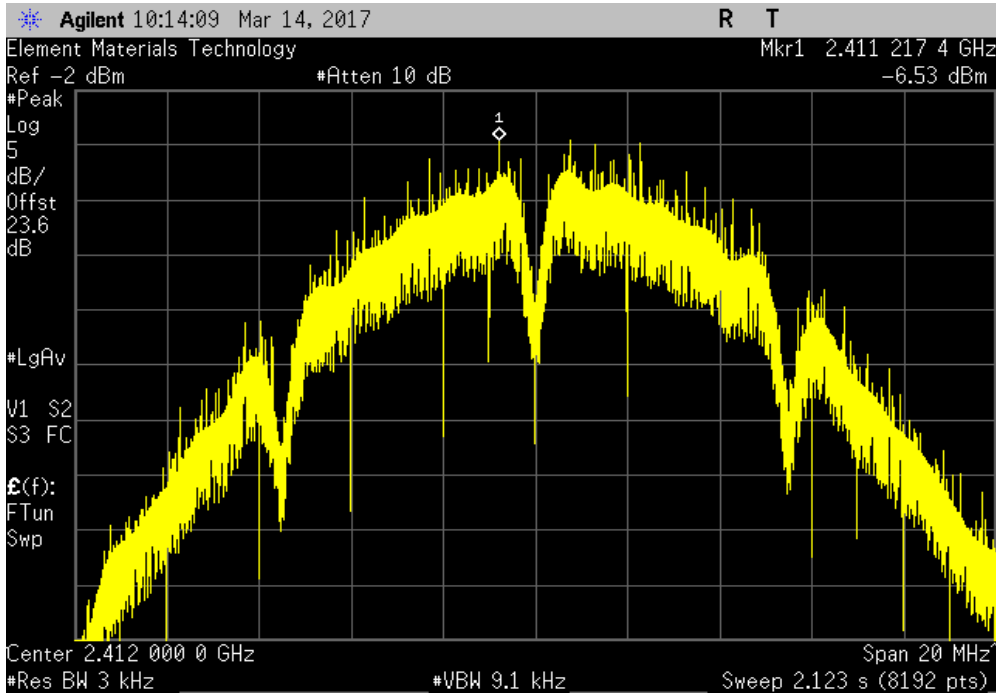
EUT: DC-6000-001		Work Order: LYTX0018	
Serial Number: SF00000634		Date: 03/14/17	
Customer: Lytx, Inc.		Temperature: 21.2 °C	
Attendees: None		Humidity: 46.6% RH	
Project: None		Barometric Pres.: 1022 mbar	
Tested by: Mike Tran		Power: 14VDC	
Job Site: OC13			
TEST SPECIFICATIONS		Test Method	
FCC 15.247:2017		ANSI C63.10:2013	
COMMENTS			
Using client provided power settings. DC Block/20dB Attenuator + Coax Cable + Patch Cable = 23.62 dB Total Offset			
DEVIATIONS FROM TEST STANDARD			
None			
Configuration #	1	Signature	
		Value	Limit
		dBm/3kHz	< dBm/3kHz
2400 MHz - 2483.5 MHz Band			
802.11(b) 1 Mbps			
	Low Channel 1, 2412 MHz	-6.532	8
	Mid Channel 6, 2437 MHz	-4.230	8
	High Channel 11, 2462 MHz	-5.886	8
802.11(b) 11 Mbps			
	Low Channel 1, 2412 MHz	-3.410	8
	Mid Channel 6, 2437 MHz	-4.022	8
	High Channel 11, 2462 MHz	-4.491	8
802.11(g) 6 Mbps			
	Low Channel 1, 2412 MHz	-10.728	8
	Mid Channel 6, 2437 MHz	-9.419	8
	High Channel 11, 2462 MHz	-10.797	8
802.11(g) 36 Mbps			
	Low Channel 1, 2412 MHz	-10.153	8
	Mid Channel 6, 2437 MHz	-10.414	8
	High Channel 11, 2462 MHz	-10.964	8
802.11(g) 54 Mbps			
	Low Channel 1, 2412 MHz	-9.255	8
	Mid Channel 6, 2437 MHz	-10.981	8
	High Channel 11, 2462 MHz	-12.252	8
802.11(n) MCS0			
	Low Channel 1, 2412 MHz	-10.823	8
	Mid Channel 6, 2437 MHz	-11.435	8
	High Channel 11, 2462 MHz	-11.964	8
802.11(n) MCS7			
	Low Channel 1, 2412 MHz	-11.824	8
	Mid Channel 6, 2437 MHz	-12.484	8
	High Channel 11, 2462 MHz	-13.062	8
		Results	

POWER SPECTRAL DENSITY

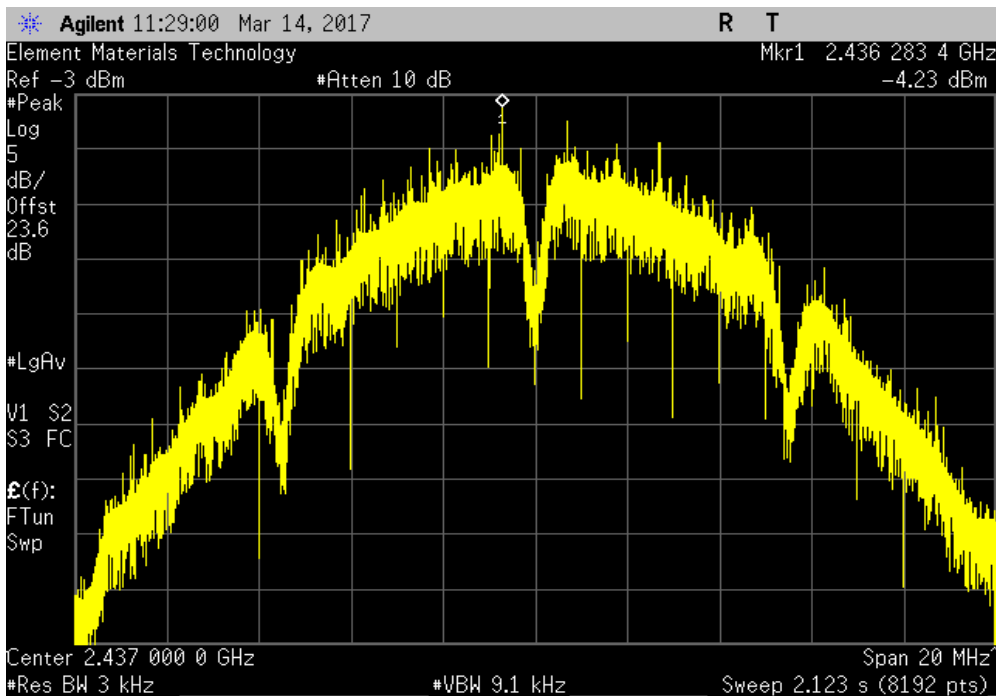


TMTX 2017.01.27 XMI 2017.01.28

2400 MHz - 2483.5 MHz Band, 802.11(b) 1 Mbps, Low Channel 1, 2412 MHz			
	Value	Limit	Results
	dBm/3kHz	< dBm/3kHz	
	-6.532	8	Pass



2400 MHz - 2483.5 MHz Band, 802.11(b) 1 Mbps, Mid Channel 6, 2437 MHz			
	Value	Limit	Results
	dBm/3kHz	< dBm/3kHz	
	-4.230	8	Pass

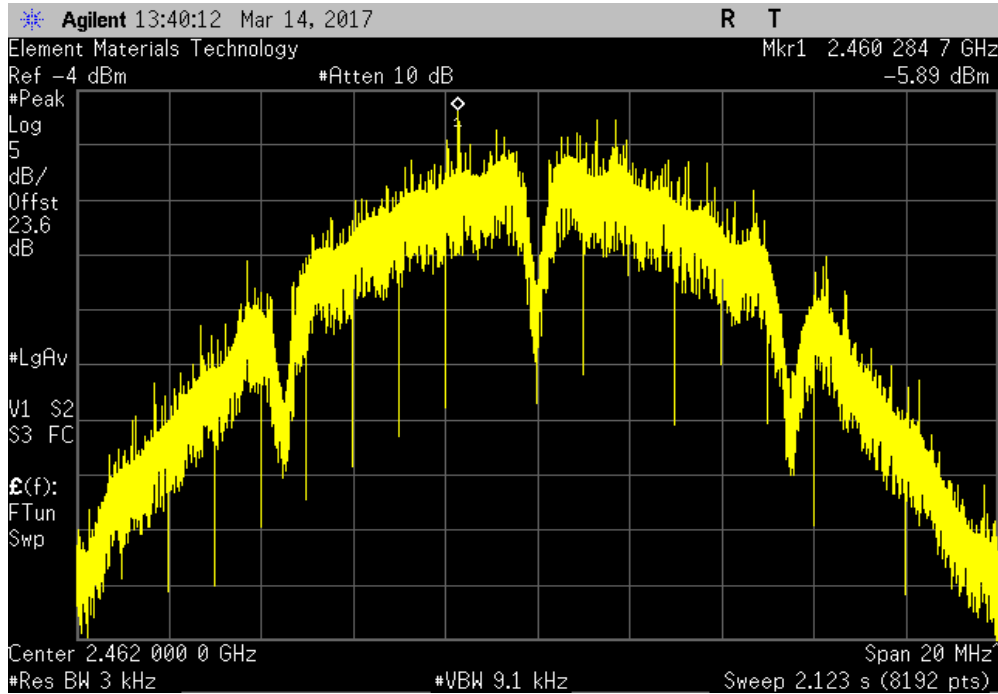


POWER SPECTRAL DENSITY

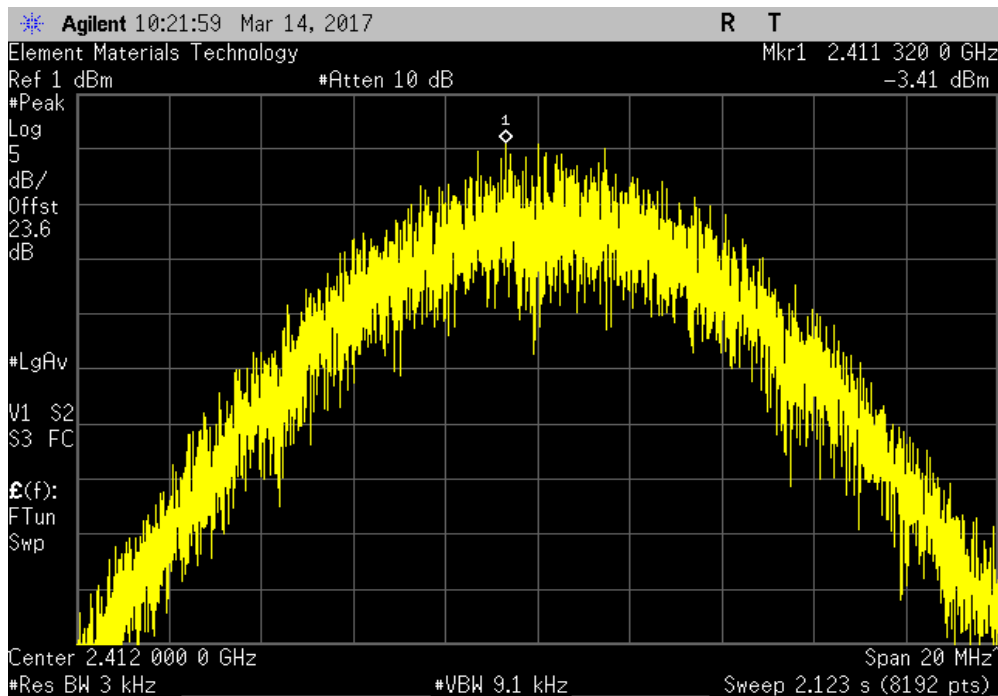


TMTX 2017.01.27 XMI 2017.01.28

2400 MHz - 2483.5 MHz Band, 802.11(b) 1 Mbps, High Channel 11, 2462 MHz			
	Value	Limit	Results
	dBm/3kHz	< dBm/3kHz	
	-5.886	8	Pass



2400 MHz - 2483.5 MHz Band, 802.11(b) 11 Mbps, Low Channel 1, 2412 MHz			
	Value	Limit	Results
	dBm/3kHz	< dBm/3kHz	
	-3.410	8	Pass

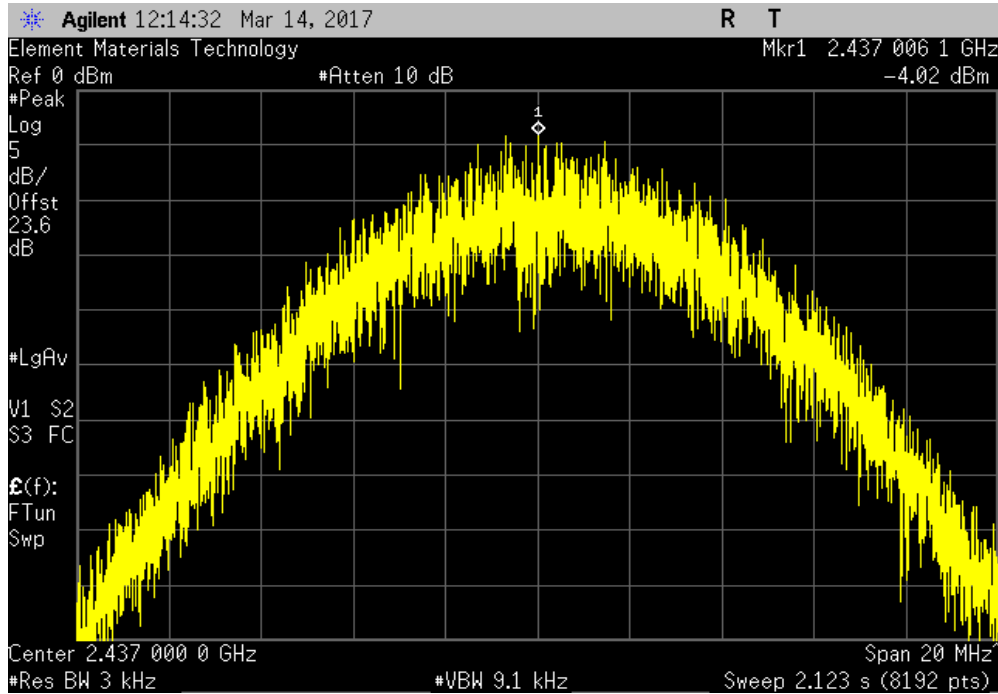


POWER SPECTRAL DENSITY

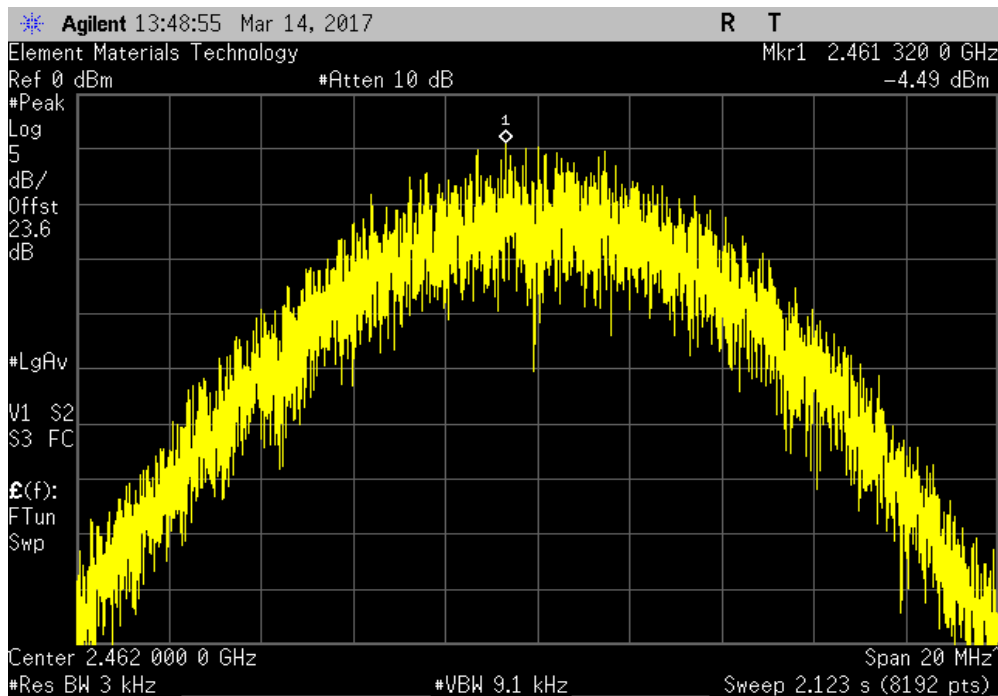


TMTX 2017.01.27 XMI 2017.01.28

2400 MHz - 2483.5 MHz Band, 802.11(b) 11 Mbps, Mid Channel 6, 2437 MHz			
	Value	Limit	Results
	dBm/3kHz	< dBm/3kHz	
	-4.022	8	Pass



2400 MHz - 2483.5 MHz Band, 802.11(b) 11 Mbps, High Channel 11, 2462 MHz			
	Value	Limit	Results
	dBm/3kHz	< dBm/3kHz	
	-4.491	8	Pass

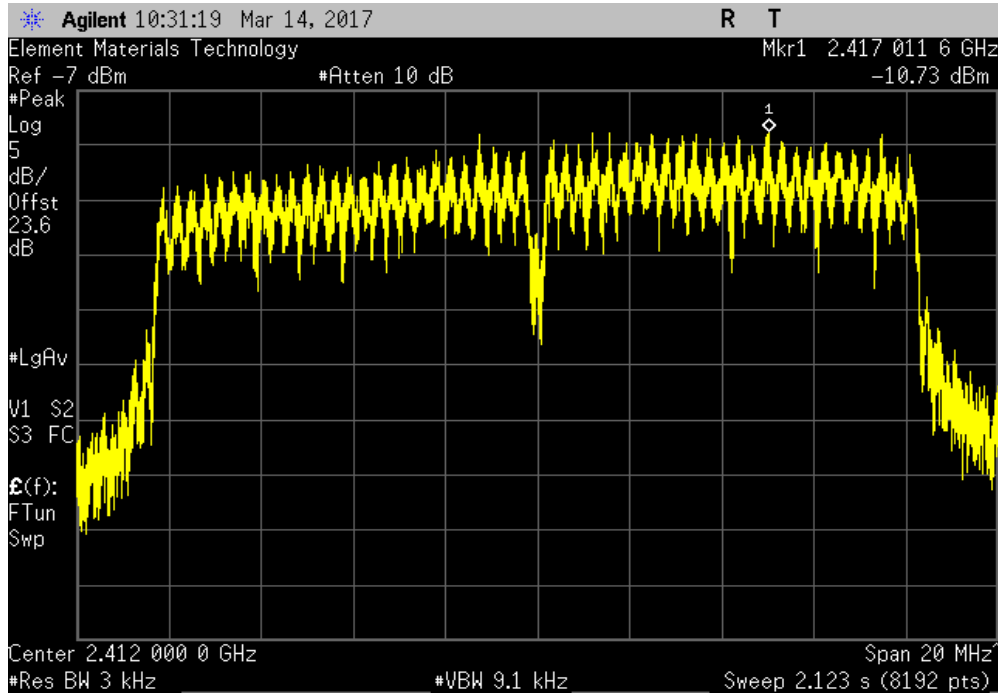


POWER SPECTRAL DENSITY

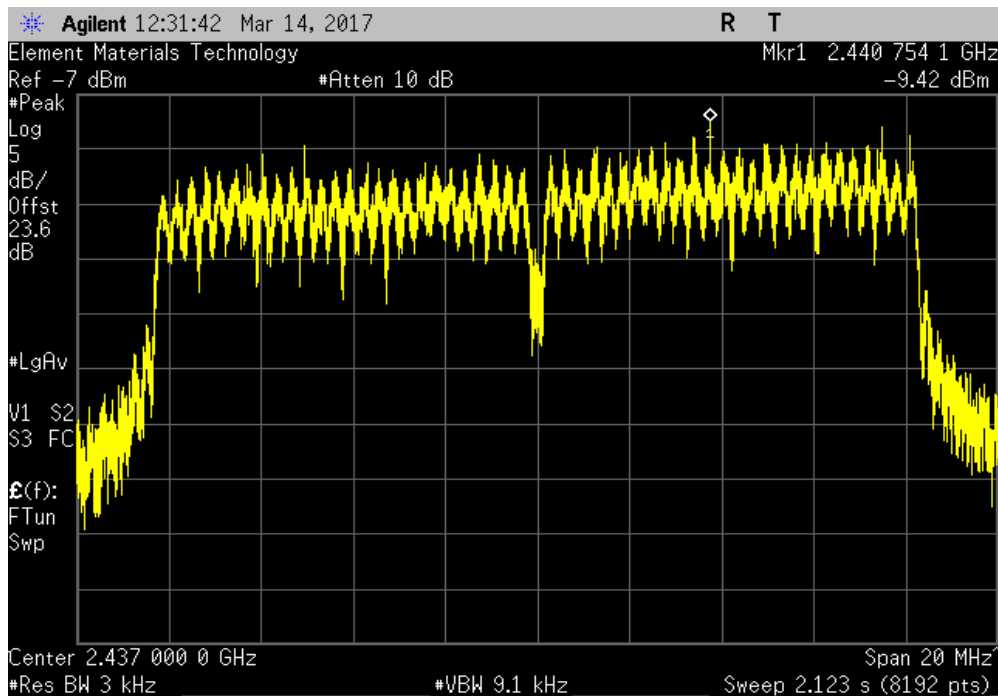


TMTX 2017.01.27 XMI 2017.01.28

2400 MHz - 2483.5 MHz Band, 802.11(g) 6 Mbps, Low Channel 1, 2412 MHz			
	Value	Limit	Results
	dBm/3kHz	< dBm/3kHz	
	-10.728	8	Pass



2400 MHz - 2483.5 MHz Band, 802.11(g) 6 Mbps, Mid Channel 6, 2437 MHz			
	Value	Limit	Results
	dBm/3kHz	< dBm/3kHz	
	-9.419	8	Pass

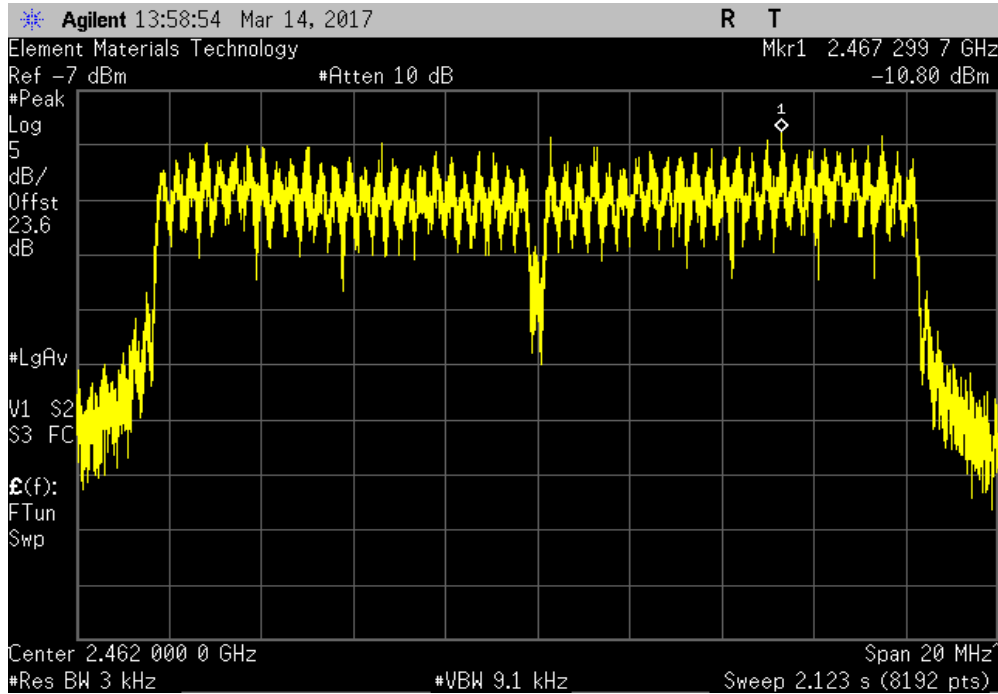


POWER SPECTRAL DENSITY

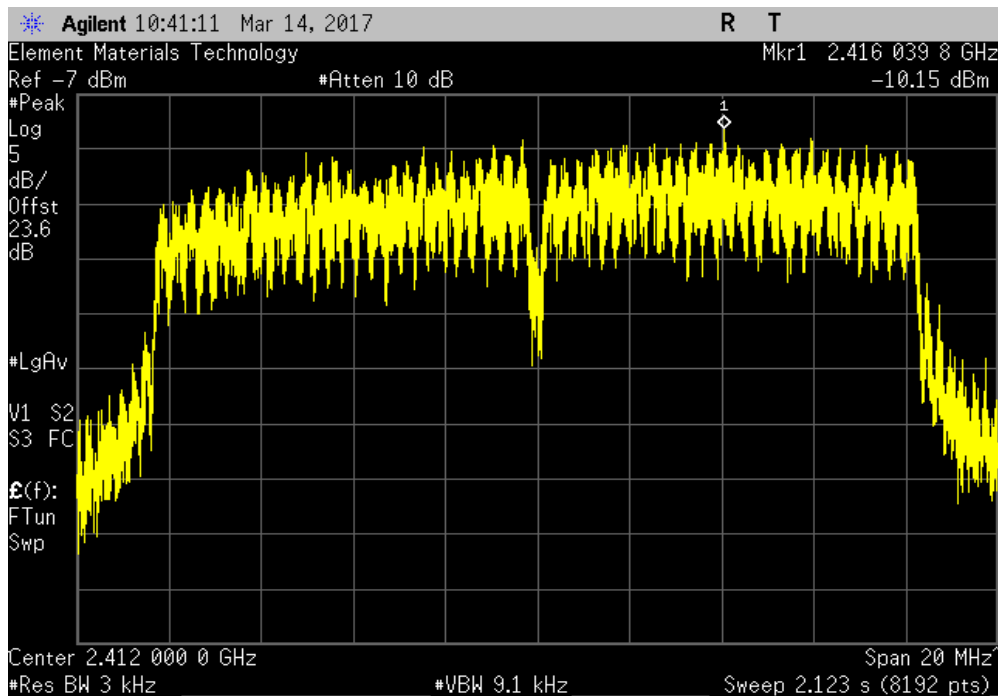


TMTX 2017.01.27 XMI 2017.01.28

2400 MHz - 2483.5 MHz Band, 802.11(g) 6 Mbps, High Channel 11, 2462 MHz			
	Value	Limit	Results
	dBm/3kHz	< dBm/3kHz	
	-10.797	8	Pass



2400 MHz - 2483.5 MHz Band, 802.11(g) 36 Mbps, Low Channel 1, 2412 MHz			
	Value	Limit	Results
	dBm/3kHz	< dBm/3kHz	
	-10.153	8	Pass

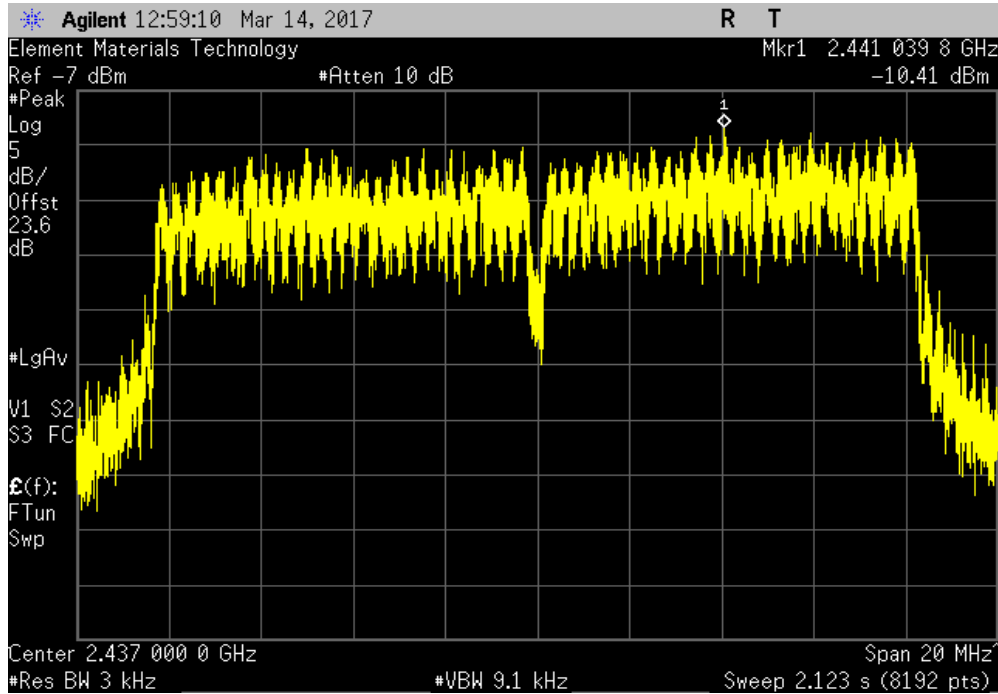


POWER SPECTRAL DENSITY

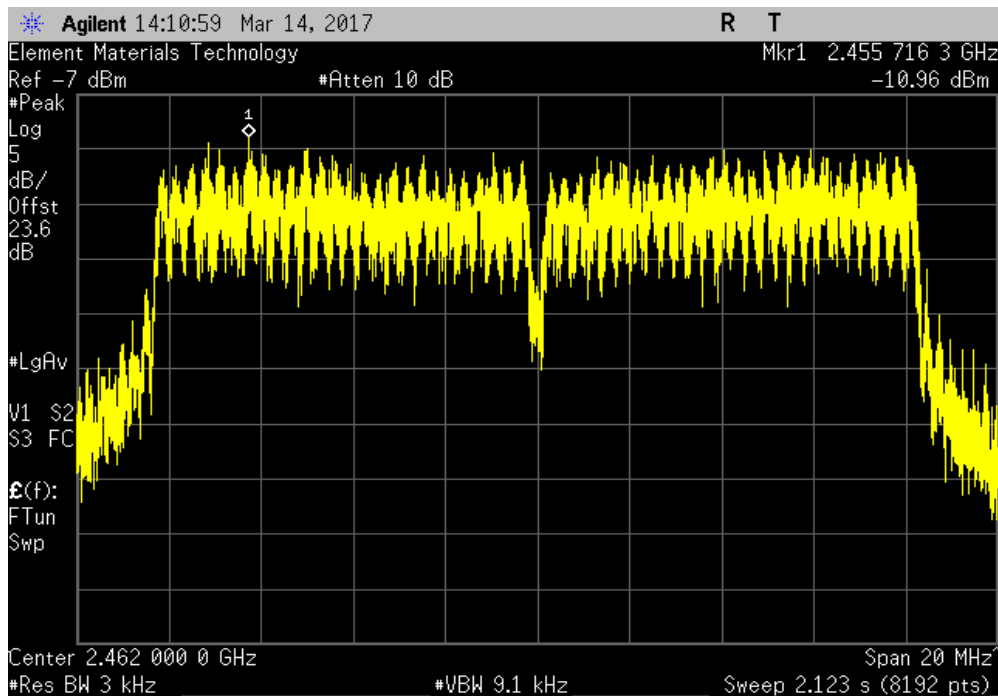


TMTX 2017.01.27 XMI 2017.01.28

2400 MHz - 2483.5 MHz Band, 802.11(g) 36 Mbps, Mid Channel 6, 2437 MHz			
	Value	Limit	Results
	dBm/3kHz	< dBm/3kHz	
	-10.414	8	Pass



2400 MHz - 2483.5 MHz Band, 802.11(g) 36 Mbps, High Channel 11, 2462 MHz			
	Value	Limit	Results
	dBm/3kHz	< dBm/3kHz	
	-10.964	8	Pass

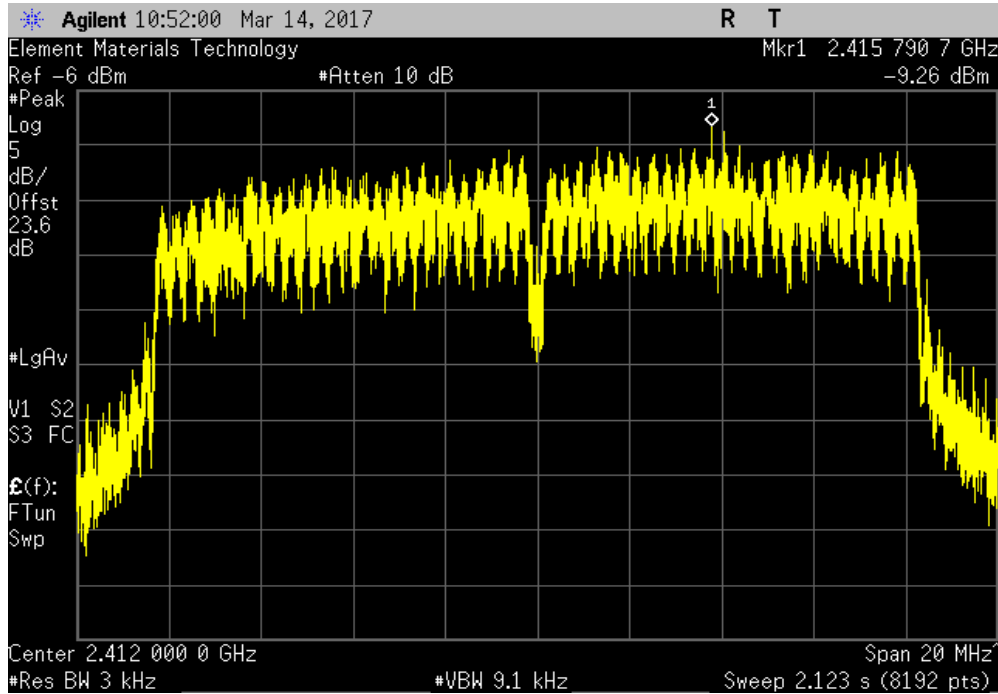


POWER SPECTRAL DENSITY

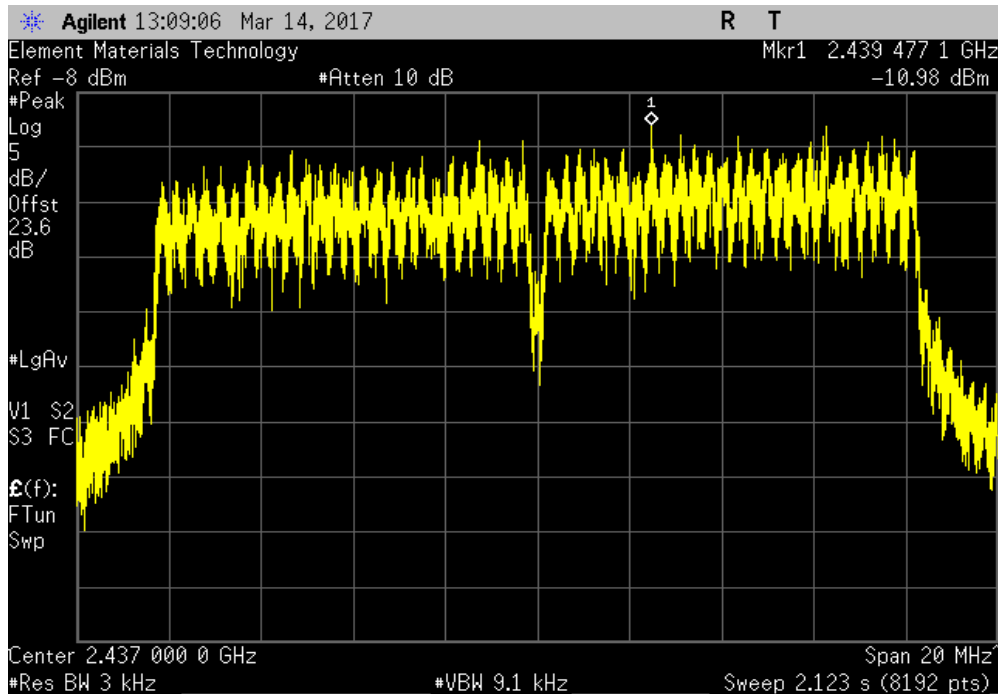


TMTX 2017.01.27 XMI 2017.01.28

2400 MHz - 2483.5 MHz Band, 802.11(g) 54 Mbps, Low Channel 1, 2412 MHz		
	Value	Limit
	dBm/3kHz	< dBm/3kHz
	-9.255	8
		Pass



2400 MHz - 2483.5 MHz Band, 802.11(g) 54 Mbps, Mid Channel 6, 2437 MHz		
	Value	Limit
	dBm/3kHz	< dBm/3kHz
	-10.981	8
		Pass

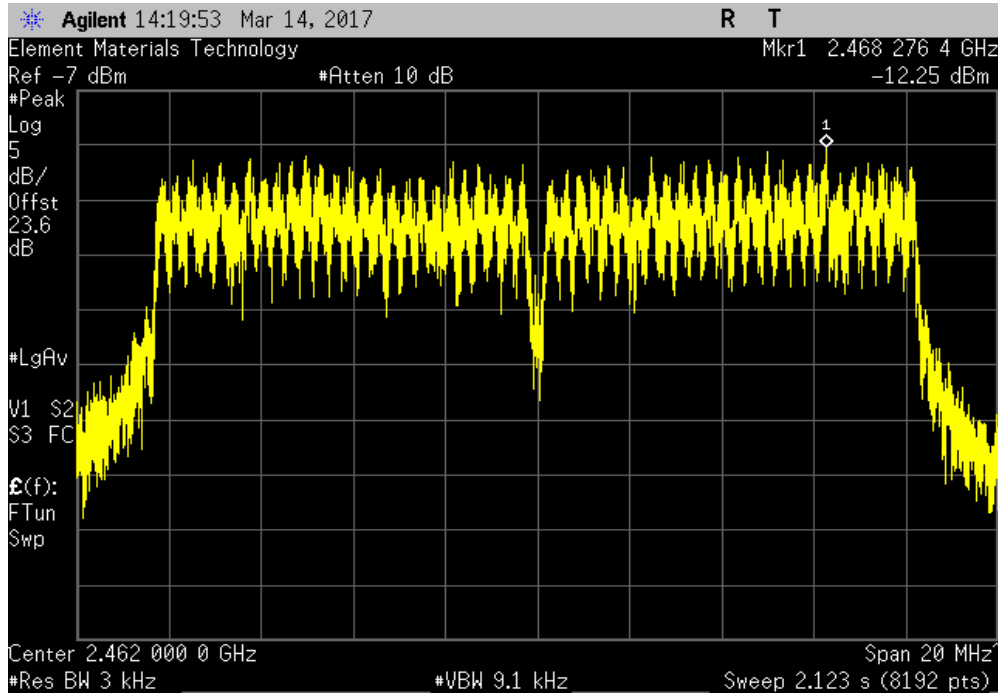


POWER SPECTRAL DENSITY

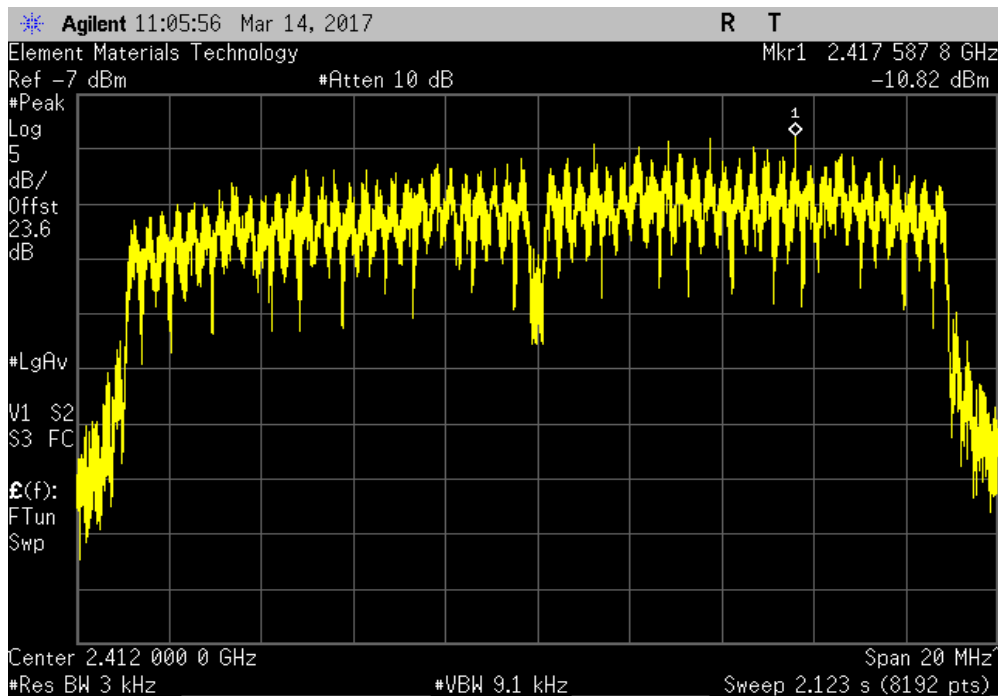


TMTX 2017.01.27 XMI 2017.01.28

2400 MHz - 2483.5 MHz Band, 802.11(g) 54 Mbps, High Channel 11, 2462 MHz			
	Value	Limit	Results
	dBm/3kHz	< dBm/3kHz	
	-12.252	8	Pass



2400 MHz - 2483.5 MHz Band, 802.11(n) MCS0, Low Channel 1, 2412 MHz			
	Value	Limit	Results
	dBm/3kHz	< dBm/3kHz	
	-10.823	8	Pass

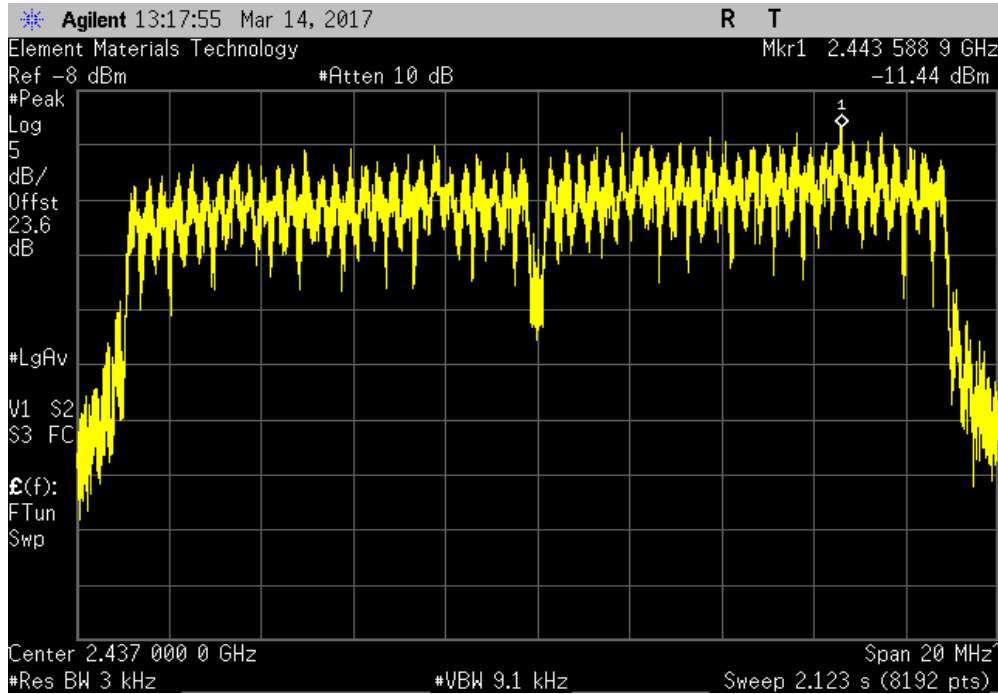


POWER SPECTRAL DENSITY

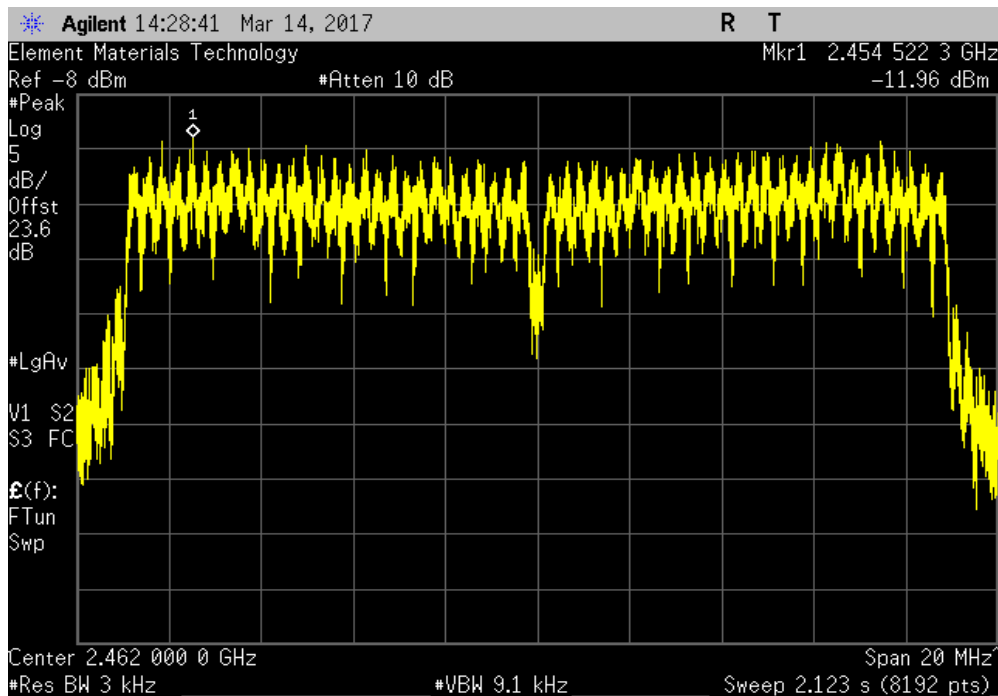


TMTX 2017.01.27 XMI 2017.01.28

2400 MHz - 2483.5 MHz Band, 802.11(n) MCS0, Mid Channel 6, 2437 MHz			
	Value	Limit	Results
	dBm/3kHz	< dBm/3kHz	
	-11.435	8	Pass



2400 MHz - 2483.5 MHz Band, 802.11(n) MCS0, High Channel 11, 2462 MHz			
	Value	Limit	Results
	dBm/3kHz	< dBm/3kHz	
	-11.964	8	Pass

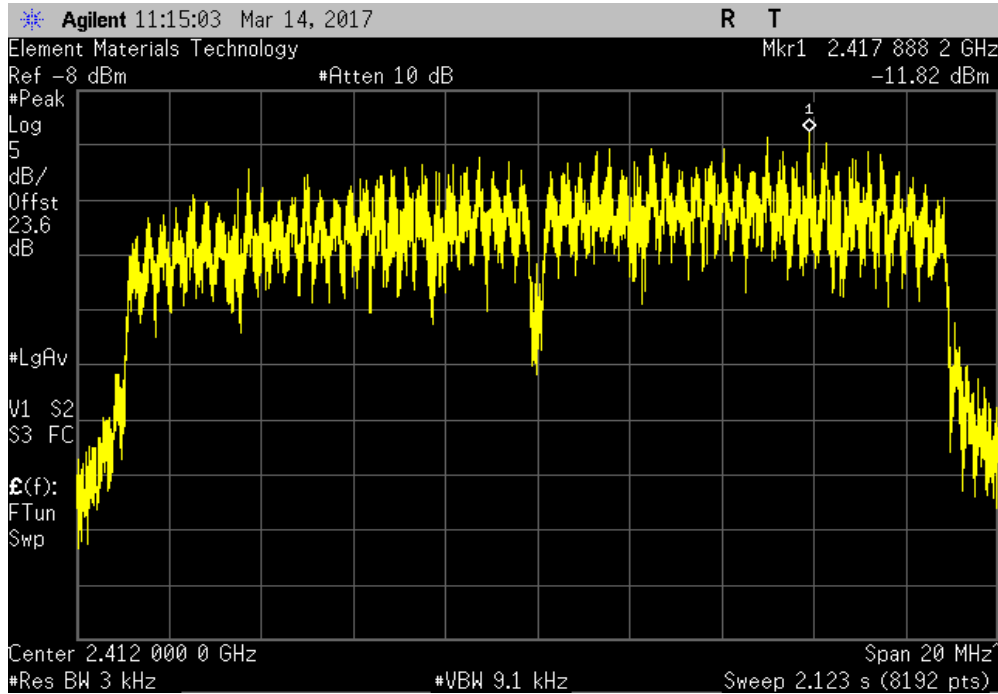


POWER SPECTRAL DENSITY

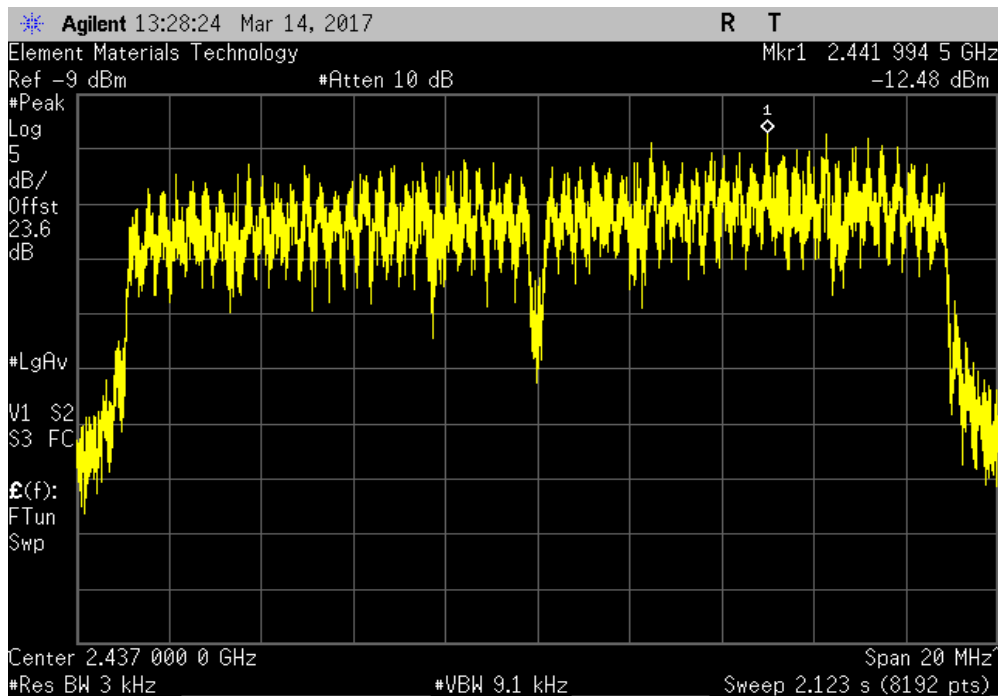


TMTX 2017.01.27 XMI 2017.01.28

2400 MHz - 2483.5 MHz Band, 802.11(n) MCS7, Low Channel 1, 2412 MHz			
	Value	Limit	Results
	dBm/3kHz	< dBm/3kHz	
	-11.824	8	Pass



2400 MHz - 2483.5 MHz Band, 802.11(n) MCS7, Mid Channel 6, 2437 MHz			
	Value	Limit	Results
	dBm/3kHz	< dBm/3kHz	
	-12.484	8	Pass

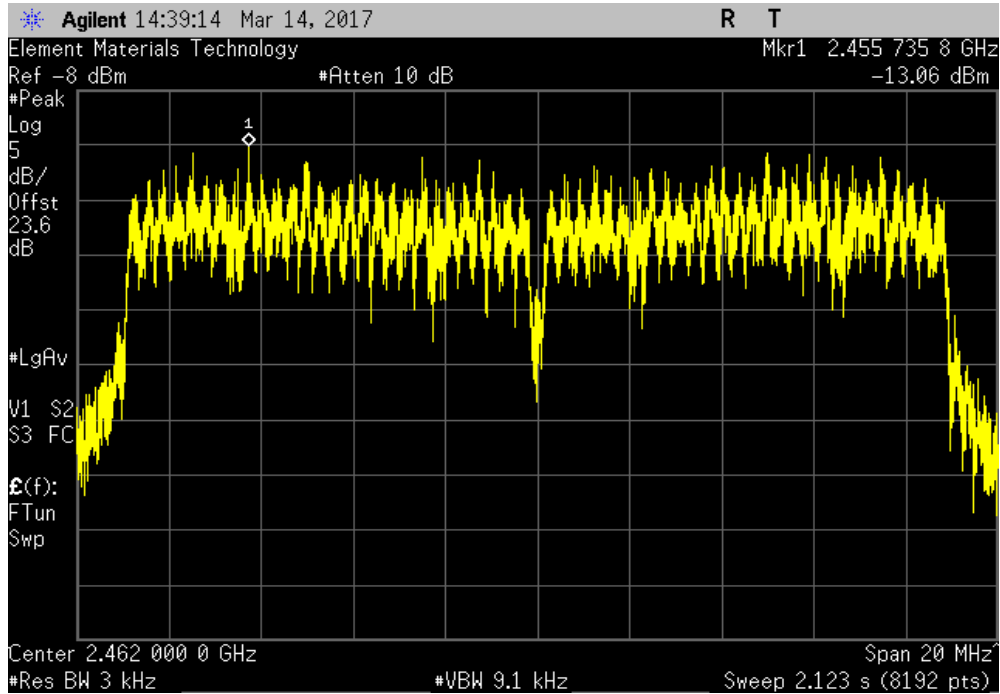


POWER SPECTRAL DENSITY



TMTX 2017.01.27 XMI 2017.01.28

2400 MHz - 2483.5 MHz Band, 802.11(n) MCS7, High Channel 11, 2462 MHz			
	Value	Limit	Results
	dBm/3kHz	< dBm/3kHz	
	-13.062	8	Pass



BAND EDGE COMPLIANCE



XMI 2017.01.26

Testing was performed using the mode(s) of operation and configuration(s) noted within the report. The individuals and/or the organization requesting the test provided the modes, configurations and settings used to complete the evaluation. The actual test parameters are specified in the test data, this includes items such as investigated frequency range (scanned) and test levels. The testing methods and performance specifications, as well as the test site used for the evaluation are indicated in the test data.

TEST EQUIPMENT

Description	Manufacturer	Model	ID	Last Cal.	Cal. Due
Generator - Signal	Agilent	E8257D	TGU	2/5/2015	2/5/2018
Cable	Fairview Microwave	SCA1814-0101-120	OCZ	NCR	NCR
Attenuator	Fairview Microwave	SA18H-20	TKR	1/5/2017	1/5/2018
Block - DC	Fairview Microwave	SD3379	AMV	1/11/2017	1/11/2018
Analyzer - Spectrum Analyzer	Agilent	E4440A	AFA	11/2/2016	11/2/2017

TEST DESCRIPTION

The measurement was made using a direct connection between the RF output of the EUT and a spectrum analyzer. The spurious RF conducted emissions at the edges of the authorized bands were measured with the EUT set to low and high transmit frequencies in each available band. The channels closest to the band edges were selected. The EUT was transmitting at the data rate(s) listed in the datasheet.

The spectrum was scanned below the lower band edge and above the higher band edge.

An RMS detector was used to match the method called out for Output Power. Because the reference level was taken with an RMS detector, the attenuation requirement is -30 dBc.

BAND EDGE COMPLIANCE



TstTx 2017.01.27 XMI 2017.01.28

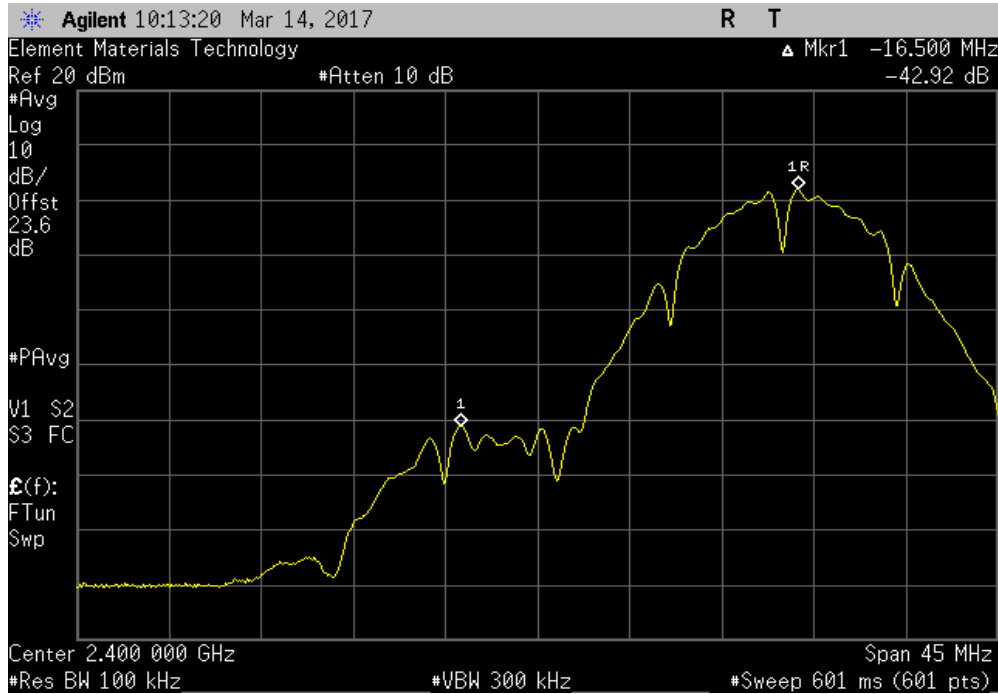
EUT: DC-6000-001		Work Order: LYTX0018	
Serial Number: SF00000634		Date: 03/14/17	
Customer: Lytx, Inc.		Temperature: 21.2 °C	
Attendees: None		Humidity: 46.6% RH	
Project: None		Barometric Pres.: 1022 mbar	
Tested by: Mike Tran		Power: 14VDC	
		Job Site: OC13	
TEST SPECIFICATIONS		Test Method	
FCC 15.247:2017		ANSI C63.10:2013	
COMMENTS			
Using client provided power settings. DC Block/20dB Attenuator + Coax Cable + Patch Cable = 23.62 dB Total Offset			
DEVIATIONS FROM TEST STANDARD			
None			
Configuration #	1	Signature	
		Value (dBc)	Limit ≤ (dBc) Result
2400 MHz - 2483.5 MHz Band			
802.11(b) 1 Mbps			
	Low Channel 1, 2412 MHz	-42.92	-30 Pass
	High Channel 11, 2462 MHz	-62.52	-30 Pass
802.11(b) 11 Mbps			
	Low Channel 1, 2412 MHz	-45.80	-30 Pass
	High Channel 11, 2462 MHz	-63.12	-30 Pass
802.11(g) 6 Mbps			
	Low Channel 1, 2412 MHz	-33.29	-30 Pass
	High Channel 11, 2462 MHz	-45.34	-30 Pass
802.11(g) 36 Mbps			
	Low Channel 1, 2412 MHz	-32.04	-30 Pass
	High Channel 11, 2462 MHz	-45.65	-30 Pass
802.11(g) 54 Mbps			
	Low Channel 1, 2412 MHz	-31.96	-30 Pass
	High Channel 11, 2462 MHz	-47.06	-30 Pass
802.11(n) MCS0			
	Low Channel 1, 2412 MHz	-32.83	-30 Pass
	High Channel 11, 2462 MHz	-45.25	-30 Pass
802.11(n) MCS7			
	Low Channel 1, 2412 MHz	-34.37	-30 Pass
	High Channel 11, 2462 MHz	-47.67	-30 Pass

BAND EDGE COMPLIANCE

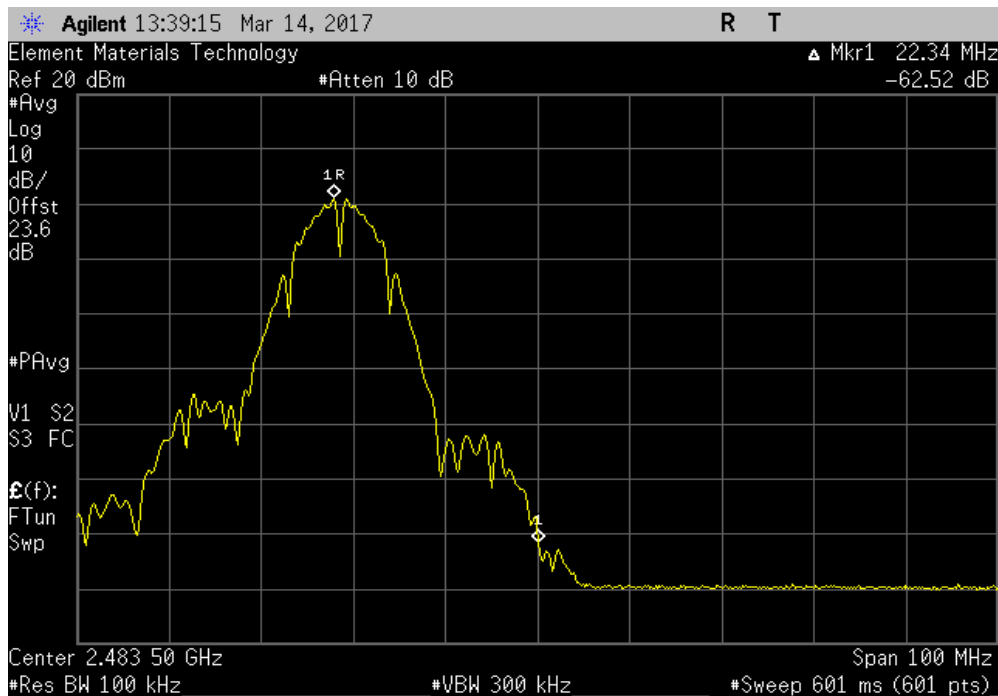


TMTX 2017.01.27 XMI 2017.01.28

2400 MHz - 2483.5 MHz Band, 802.11(b) 1 Mbps, Low Channel 1, 2412 MHz						
				Value (dBc)	Limit ≤ (dBc)	Result
				-42.92	-30	Pass



2400 MHz - 2483.5 MHz Band, 802.11(b) 1 Mbps, High Channel 11, 2462 MHz						
				Value (dBc)	Limit ≤ (dBc)	Result
				-62.52	-30	Pass

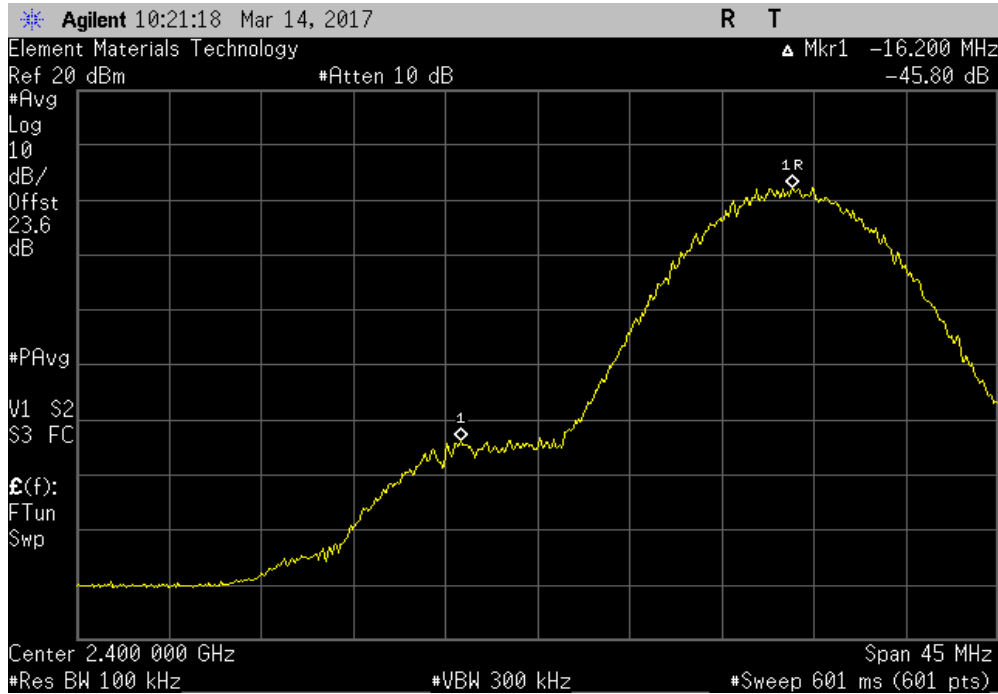


BAND EDGE COMPLIANCE

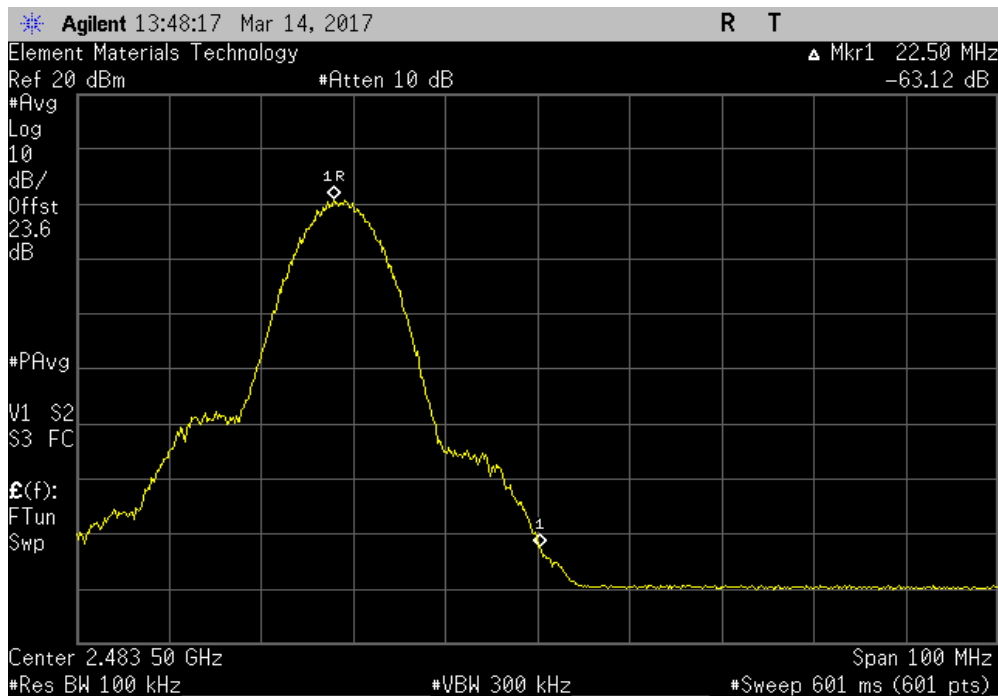


TMTX 2017.01.27 XMI 2017.01.28

2400 MHz - 2483.5 MHz Band, 802.11(b) 11 Mbps, Low Channel 1, 2412 MHz						
				Value (dBc)	Limit ≤ (dBc)	Result
				-45.80	-30	Pass



2400 MHz - 2483.5 MHz Band, 802.11(b) 11 Mbps, High Channel 11, 2462 MHz						
				Value (dBc)	Limit ≤ (dBc)	Result
				-63.12	-30	Pass

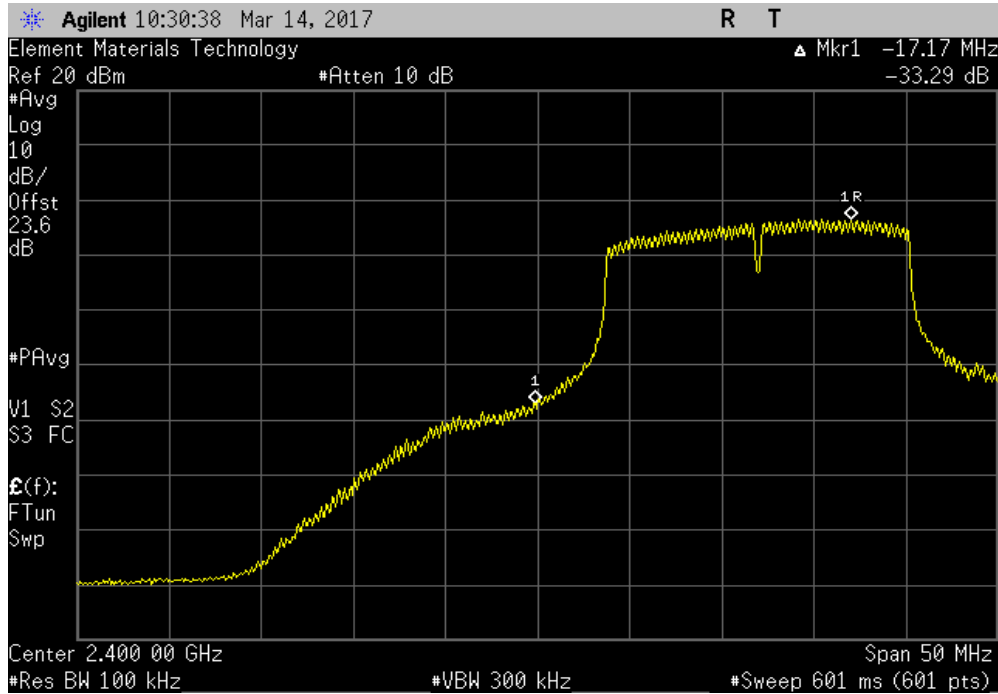


BAND EDGE COMPLIANCE

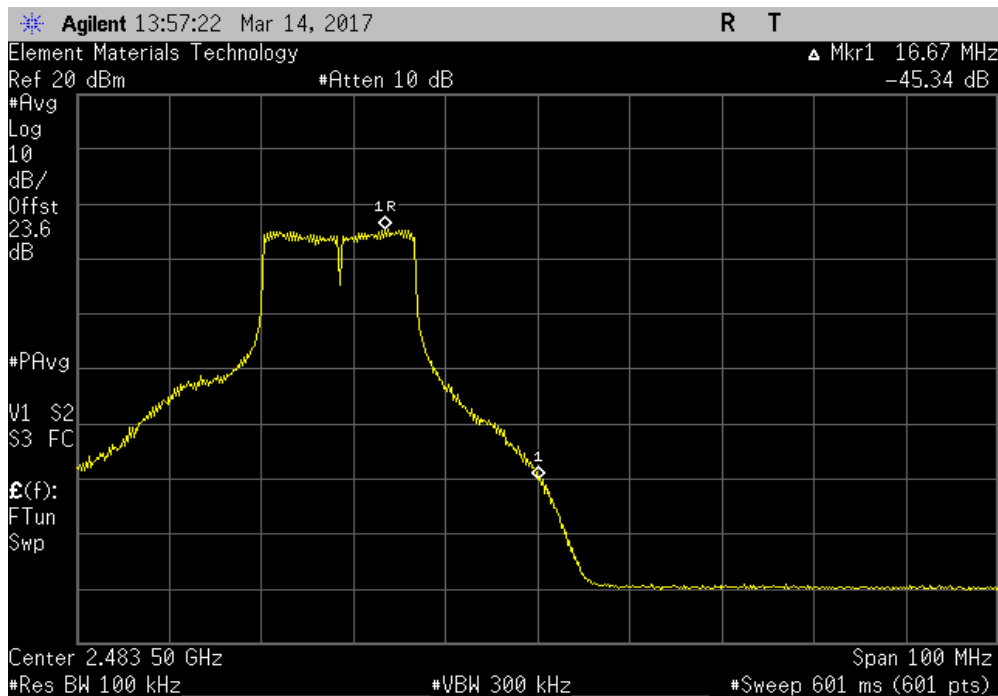


TMTX 2017.01.27 XMI 2017.01.28

2400 MHz - 2483.5 MHz Band, 802.11(g) 6 Mbps, Low Channel 1, 2412 MHz						
				Value (dBc)	Limit ≤ (dBc)	Result
				-33.29	-30	Pass



2400 MHz - 2483.5 MHz Band, 802.11(g) 6 Mbps, High Channel 11, 2462 MHz						
				Value (dBc)	Limit ≤ (dBc)	Result
				-45.34	-30	Pass

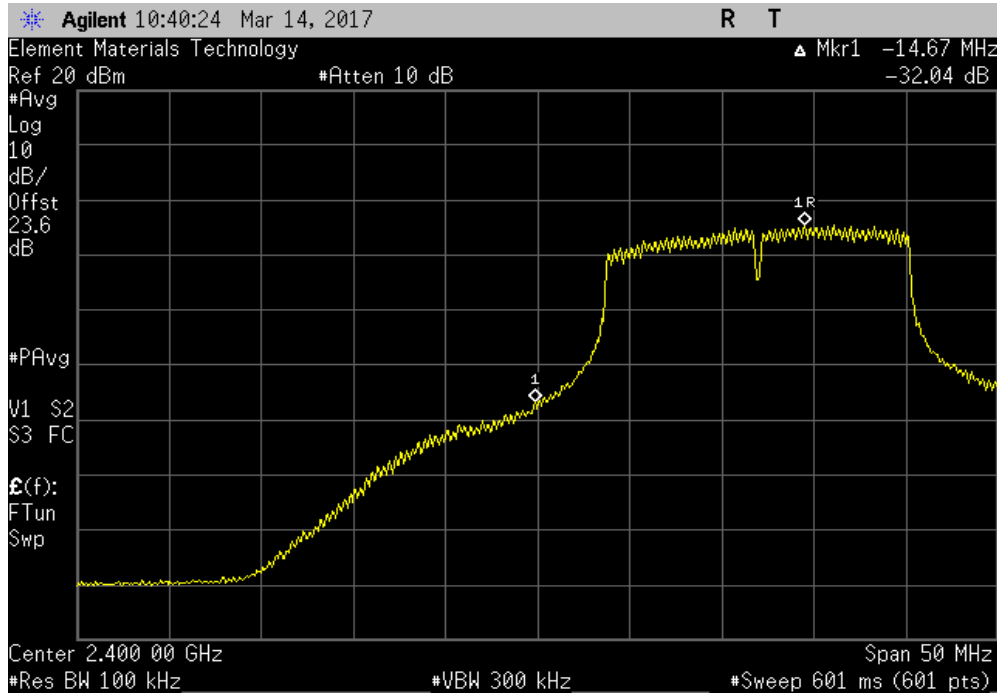


BAND EDGE COMPLIANCE

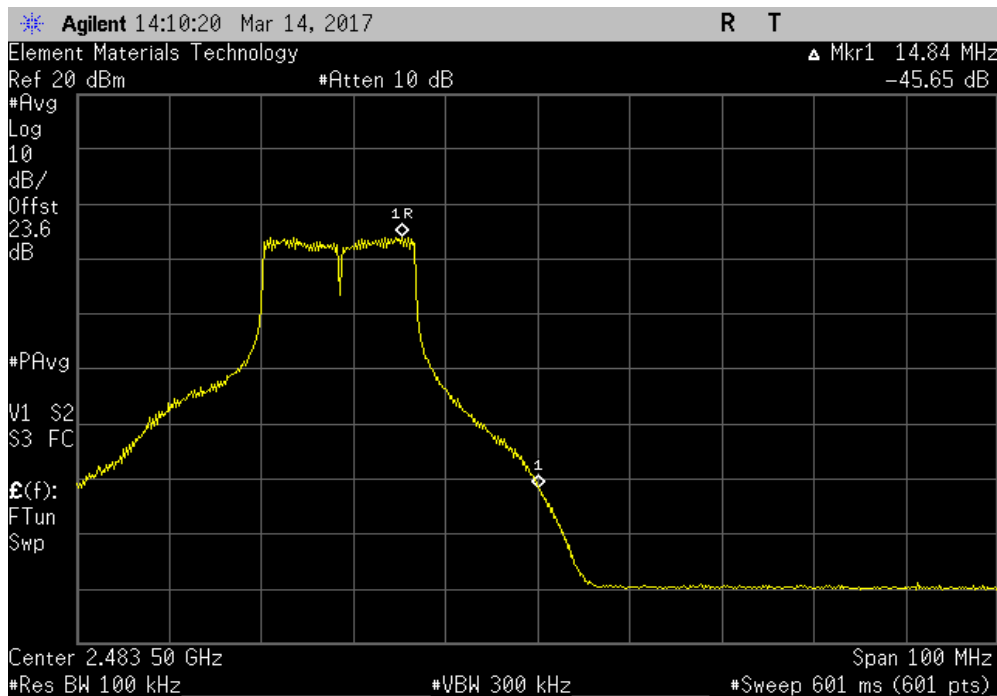


TMTX 2017.01.27 XMI 2017.01.28

2400 MHz - 2483.5 MHz Band, 802.11(g) 36 Mbps, Low Channel 1, 2412 MHz						
				Value (dBc)	Limit ≤ (dBc)	Result
				-32.04	-30	Pass



2400 MHz - 2483.5 MHz Band, 802.11(g) 36 Mbps, High Channel 11, 2462 MHz						
				Value (dBc)	Limit ≤ (dBc)	Result
				-45.65	-30	Pass

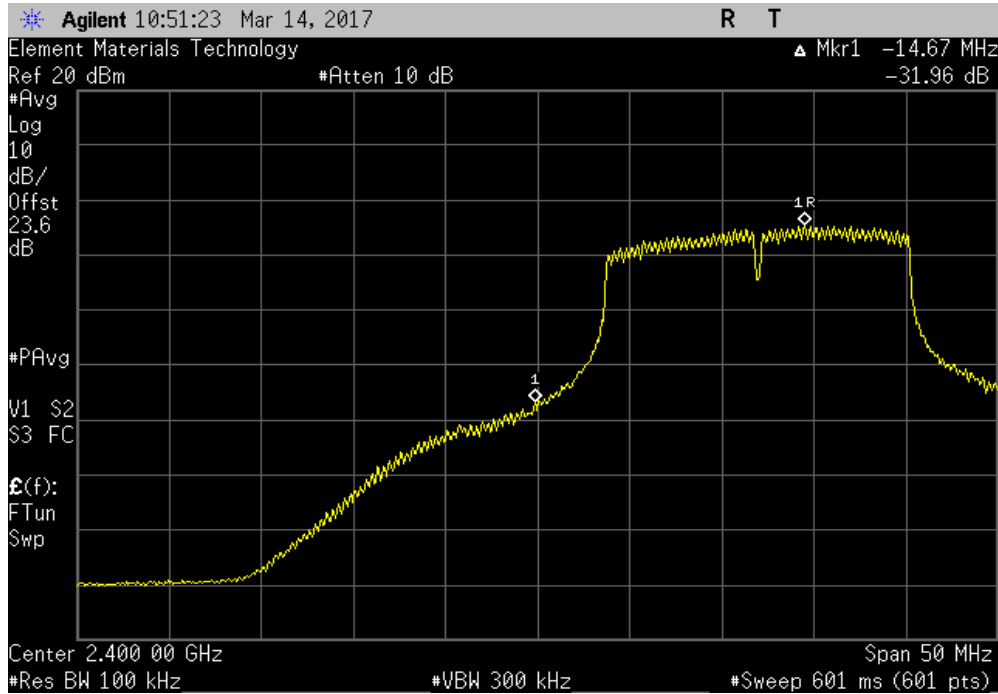


BAND EDGE COMPLIANCE

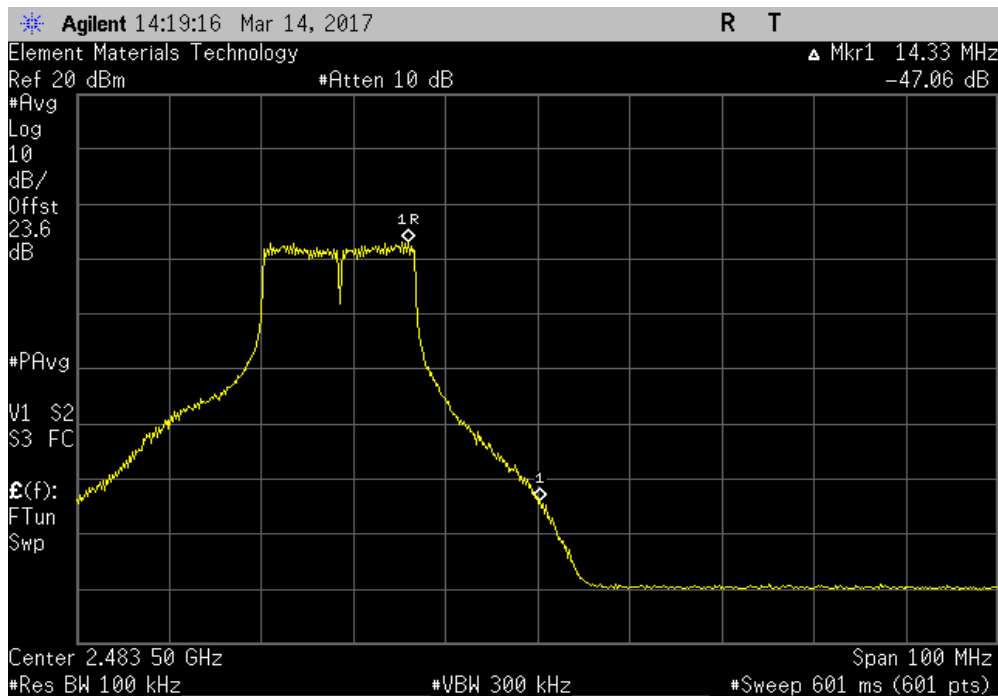


TMTX 2017.01.27 XMI 2017.01.28

2400 MHz - 2483.5 MHz Band, 802.11(g) 54 Mbps, Low Channel 1, 2412 MHz						
				Value (dBc)	Limit ≤ (dBc)	Result
				-31.96	-30	Pass



2400 MHz - 2483.5 MHz Band, 802.11(g) 54 Mbps, High Channel 11, 2462 MHz						
				Value (dBc)	Limit ≤ (dBc)	Result
				-47.06	-30	Pass

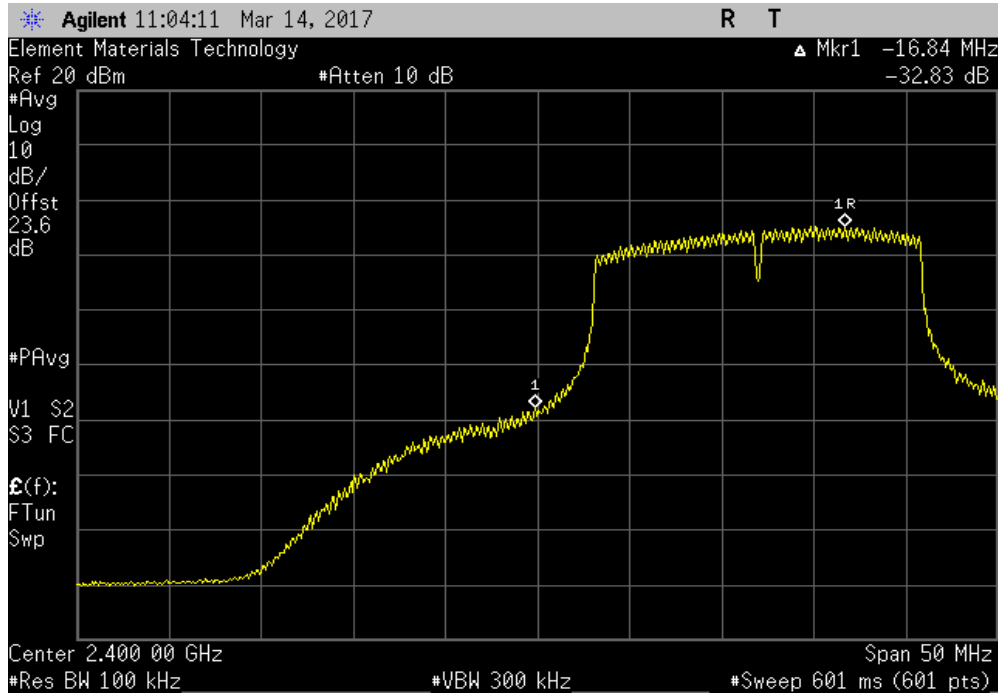


BAND EDGE COMPLIANCE

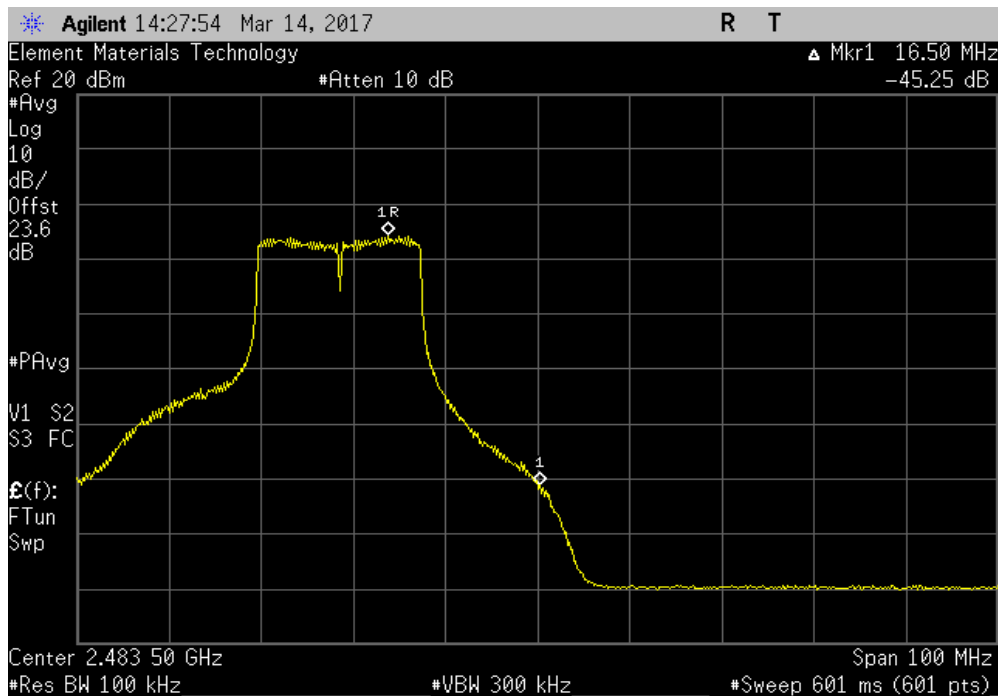


TMTX 2017.01.27 XMI 2017.01.28

2400 MHz - 2483.5 MHz Band, 802.11(n) MCS0, Low Channel 1, 2412 MHz						
				Value (dBc)	Limit ≤ (dBc)	Result
				-32.83	-30	Pass



2400 MHz - 2483.5 MHz Band, 802.11(n) MCS0, High Channel 11, 2462 MHz						
				Value (dBc)	Limit ≤ (dBc)	Result
				-45.25	-30	Pass

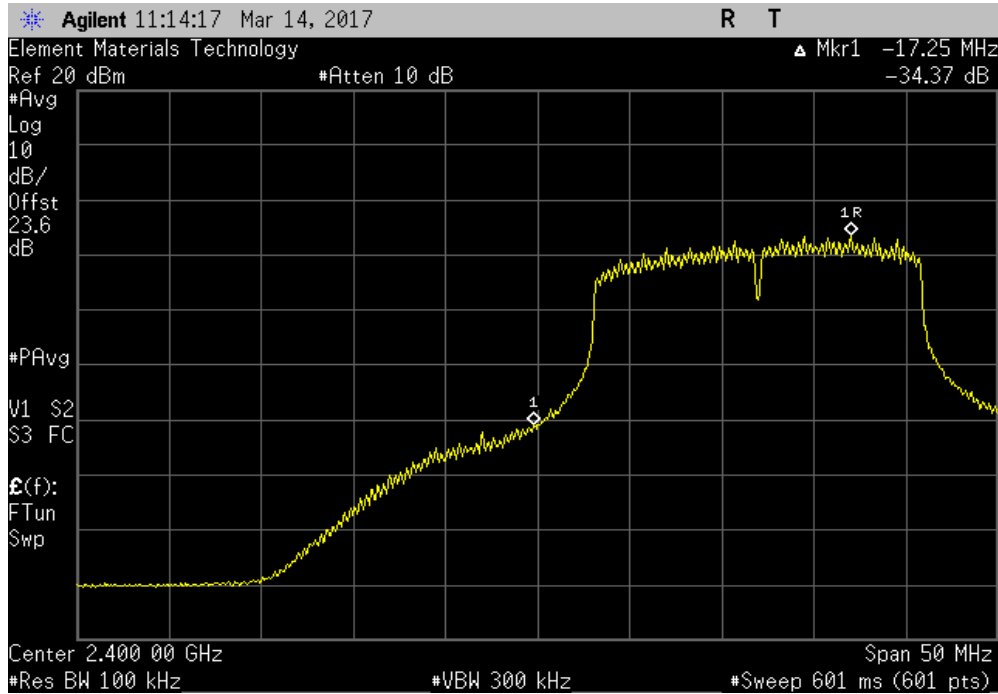


BAND EDGE COMPLIANCE

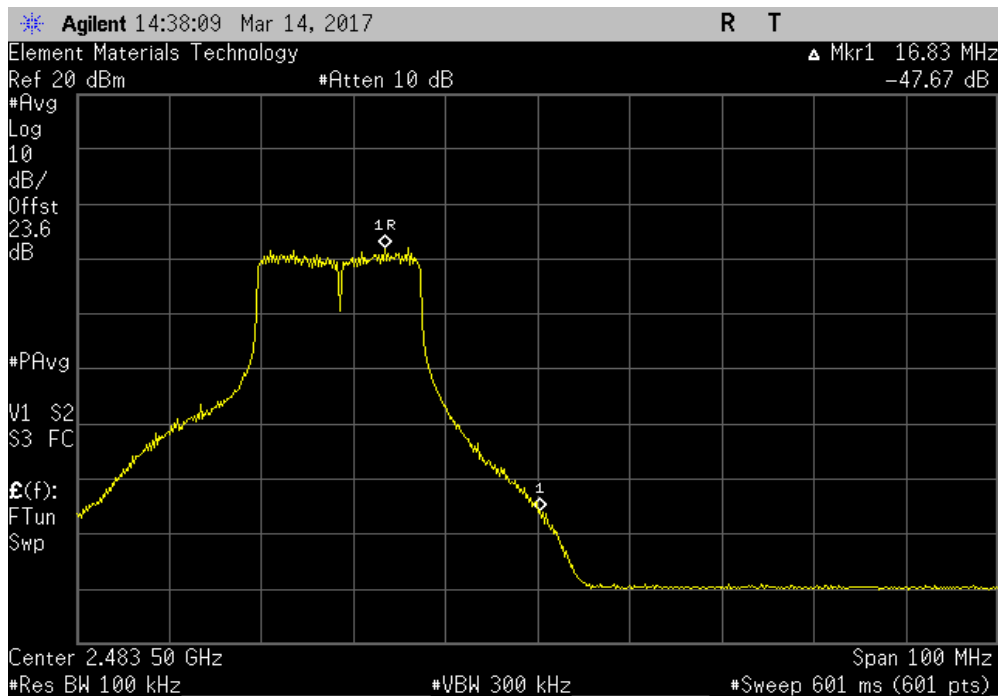


TMTX 2017.01.27 XMI 2017.01.28

2400 MHz - 2483.5 MHz Band, 802.11(n) MCS7, Low Channel 1, 2412 MHz						
				Value (dBc)	Limit ≤ (dBc)	Result
				-34.37	-30	Pass



2400 MHz - 2483.5 MHz Band, 802.11(n) MCS7, High Channel 11, 2462 MHz						
				Value (dBc)	Limit ≤ (dBc)	Result
				-47.67	-30	Pass



SPURIOUS CONDUCTED EMISSIONS



XMit 2017.01.26

Testing was performed using the mode(s) of operation and configuration(s) noted within the report. The individuals and/or the organization requesting the test provided the modes, configurations and settings used to complete the evaluation. The actual test parameters are specified in the test data, this includes items such as investigated frequency range (scanned) and test levels. The testing methods and performance specifications, as well as the test site used for the evaluation are indicated in the test data.

TEST EQUIPMENT

Description	Manufacturer	Model	ID	Last Cal.	Cal. Due
Generator - Signal	Agilent	E8257D	TGU	2/5/2015	2/5/2018
Cable	Fairview Microwave	SCA1814-0101-120	OCZ	NCR	NCR
Attenuator	Fairview Microwave	SA18H-20	TKR	1/5/2017	1/5/2018
Block - DC	Fairview Microwave	SD3379	AMV	1/11/2017	1/11/2018
Analyzer - Spectrum Analyzer	Agilent	E4440A	AFA	11/2/2016	11/2/2017


TEST DESCRIPTION

The measurement was made using a direct connection between the RF output of the EUT and a spectrum analyzer. The spurious RF conducted emissions were measured with the EUT set to low, medium and high transmit frequencies. The EUT was transmitting at the data rate(s) listed in the datasheet. For each transmit frequency, the spectrum was scanned throughout the specified frequency range.

SPURIOUS CONDUCTED EMISSIONS



TstTx 2017.01.27 XMI 2017.01.28

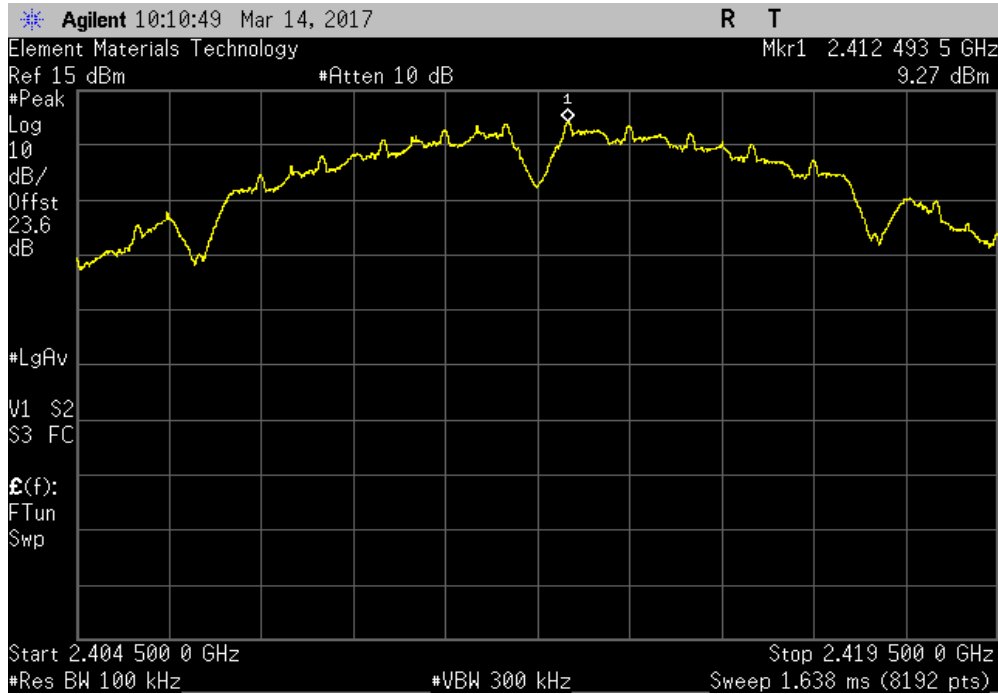
EUT: DC-6000-001		Work Order: LYTX0018	
Serial Number: SF00000634		Date: 03/14/17	
Customer: Lytx, Inc.		Temperature: 21.2 °C	
Attendees: None		Humidity: 46.6% RH	
Project: None		Barometric Pres.: 1022 mbar	
Tested by: Mike Tran		Power: 14VDC	
Job Site: OC13		Test Method	
FCC 15.247:2017		ANSI C63.10:2013	
COMMENTS			
Using client provided power settings. DC Block/20dB Attenuator + Coax Cable + Patch Cable = 23.62 dB Total Offset			
DEVIATIONS FROM TEST STANDARD			
None			
Configuration #	1	Signature 	
		Frequency Range	Max Value (dBc) Limit ≤ (dBc) Result
2400 MHz - 2483.5 MHz Band			
802.11(b) 1 Mbps			
	Low Channel 1, 2412 MHz	Fundamental	N/A N/A N/A
	Low Channel 1, 2412 MHz	30 MHz - 12.5 GHz	-59.37 -30 Pass
	Low Channel 1, 2412 MHz	12.5 GHz - 25 GHz	-59.84 -30 Pass
	Mid Channel 6, 2437 MHz	Fundamental	N/A N/A N/A
	Mid Channel 6, 2437 MHz	30 MHz - 12.5 GHz	-63.29 -30 Pass
	Mid Channel 6, 2437 MHz	12.5 GHz - 25 GHz	-60.49 -30 Pass
	High Channel 11, 2462 MHz	Fundamental	N/A N/A N/A
	High Channel 11, 2462 MHz	30 MHz - 12.5 GHz	-50.08 -30 Pass
	High Channel 11, 2462 MHz	12.5 GHz - 25 GHz	-59.71 -30 Pass
802.11(b) 11 Mbps			
	Low Channel 1, 2412 MHz	Fundamental	N/A N/A N/A
	Low Channel 1, 2412 MHz	30 MHz - 12.5 GHz	-63.79 -30 Pass
	Low Channel 1, 2412 MHz	12.5 GHz - 25 GHz	-62.00 -30 Pass
	Mid Channel 6, 2437 MHz	Fundamental	N/A N/A N/A
	Mid Channel 6, 2437 MHz	30 MHz - 12.5 GHz	-66.23 -30 Pass
	Mid Channel 6, 2437 MHz	12.5 GHz - 25 GHz	-62.01 -30 Pass
	High Channel 11, 2462 MHz	Fundamental	N/A N/A N/A
	High Channel 11, 2462 MHz	30 MHz - 12.5 GHz	-51.93 -30 Pass
	High Channel 11, 2462 MHz	12.5 GHz - 25 GHz	-61.85 -30 Pass
802.11(g) 6 Mbps			
	Low Channel 1, 2412 MHz	Fundamental	N/A N/A N/A
	Low Channel 1, 2412 MHz	30 MHz - 12.5 GHz	-55.78 -30 Pass
	Low Channel 1, 2412 MHz	12.5 GHz - 25 GHz	-57.12 -30 Pass
	Mid Channel 6, 2437 MHz	Fundamental	N/A N/A N/A
	Mid Channel 6, 2437 MHz	30 MHz - 12.5 GHz	-60.92 -30 Pass
	Mid Channel 6, 2437 MHz	12.5 GHz - 25 GHz	-56.94 -30 Pass
	High Channel 11, 2462 MHz	Fundamental	N/A N/A N/A
	High Channel 11, 2462 MHz	30 MHz - 12.5 GHz	-55.87 -30 Pass
	High Channel 11, 2462 MHz	12.5 GHz - 25 GHz	-56.95 -30 Pass
802.11(g) 36 Mbps			
	Low Channel 1, 2412 MHz	Fundamental	N/A N/A N/A
	Low Channel 1, 2412 MHz	30 MHz - 12.5 GHz	-57.04 -30 Pass
	Low Channel 1, 2412 MHz	12.5 GHz - 25 GHz	-56.12 -30 Pass
	Mid Channel 6, 2437 MHz	Fundamental	N/A N/A N/A
	Mid Channel 6, 2437 MHz	30 MHz - 12.5 GHz	-60.26 -30 Pass
	Mid Channel 6, 2437 MHz	12.5 GHz - 25 GHz	-55.45 -30 Pass
	High Channel 11, 2462 MHz	Fundamental	N/A N/A N/A
	High Channel 11, 2462 MHz	30 MHz - 12.5 GHz	-59.34 -30 Pass
	High Channel 11, 2462 MHz	12.5 GHz - 25 GHz	-55.42 -30 Pass
802.11(g) 54 Mbps			
	Low Channel 1, 2412 MHz	Fundamental	N/A N/A N/A
	Low Channel 1, 2412 MHz	30 MHz - 12.5 GHz	-57.81 -30 Pass
	Low Channel 1, 2412 MHz	12.5 GHz - 25 GHz	-55.45 -30 Pass
	Mid Channel 6, 2437 MHz	Fundamental	N/A N/A N/A
	Mid Channel 6, 2437 MHz	30 MHz - 12.5 GHz	-58.88 -30 Pass
	Mid Channel 6, 2437 MHz	12.5 GHz - 25 GHz	-55.19 -30 Pass
	High Channel 11, 2462 MHz	Fundamental	N/A N/A N/A
	High Channel 11, 2462 MHz	30 MHz - 12.5 GHz	-57.55 -30 Pass
	High Channel 11, 2462 MHz	12.5 GHz - 25 GHz	-54.80 -30 Pass
802.11(n) MCS0			
	Low Channel 1, 2412 MHz	Fundamental	N/A N/A N/A
	Low Channel 1, 2412 MHz	30 MHz - 12.5 GHz	-55.34 -30 Pass
	Low Channel 1, 2412 MHz	12.5 GHz - 25 GHz	-56.01 -30 Pass
	Mid Channel 6, 2437 MHz	Fundamental	N/A N/A N/A
	Mid Channel 6, 2437 MHz	30 MHz - 12.5 GHz	-60.33 -30 Pass
	Mid Channel 6, 2437 MHz	12.5 GHz - 25 GHz	-56.33 -30 Pass
	High Channel 11, 2462 MHz	Fundamental	N/A N/A N/A
	High Channel 11, 2462 MHz	30 MHz - 12.5 GHz	-58.01 -30 Pass
	High Channel 11, 2462 MHz	12.5 GHz - 25 GHz	-55.14 -30 Pass
802.11(n) MCS7			
	Low Channel 1, 2412 MHz	Fundamental	N/A N/A N/A
	Low Channel 1, 2412 MHz	30 MHz - 12.5 GHz	-57.73 -30 Pass
	Low Channel 1, 2412 MHz	12.5 GHz - 25 GHz	-53.92 -30 Pass
	Mid Channel 6, 2437 MHz	Fundamental	N/A N/A N/A
	Mid Channel 6, 2437 MHz	30 MHz - 12.5 GHz	-57.21 -30 Pass
	Mid Channel 6, 2437 MHz	12.5 GHz - 25 GHz	-52.48 -30 Pass
	High Channel 11, 2462 MHz	Fundamental	N/A N/A N/A
	High Channel 11, 2462 MHz	30 MHz - 12.5 GHz	-56.65 -30 Pass
	High Channel 11, 2462 MHz	12.5 GHz - 25 GHz	-52.82 -30 Pass

SPURIOUS CONDUCTED EMISSIONS

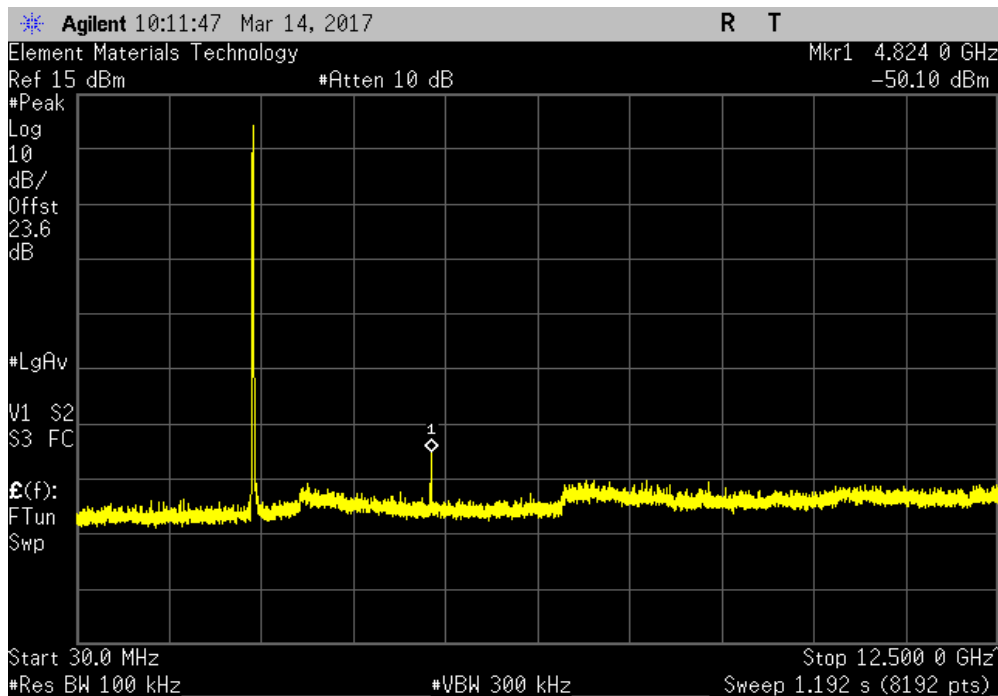


TMTX 2017.01.27 XMI 2017.01.28

2400 MHz - 2483.5 MHz Band, 802.11(b) 1 Mbps, Low Channel 1, 2412 MHz					
Frequency Range		Max Value (dBc)	Limit ≤ (dBc)	Result	
Fundamental		N/A	N/A	N/A	



2400 MHz - 2483.5 MHz Band, 802.11(b) 1 Mbps, Low Channel 1, 2412 MHz					
Frequency Range		Max Value (dBc)	Limit ≤ (dBc)	Result	
30 MHz - 12.5 GHz		-59.37	-30	Pass	

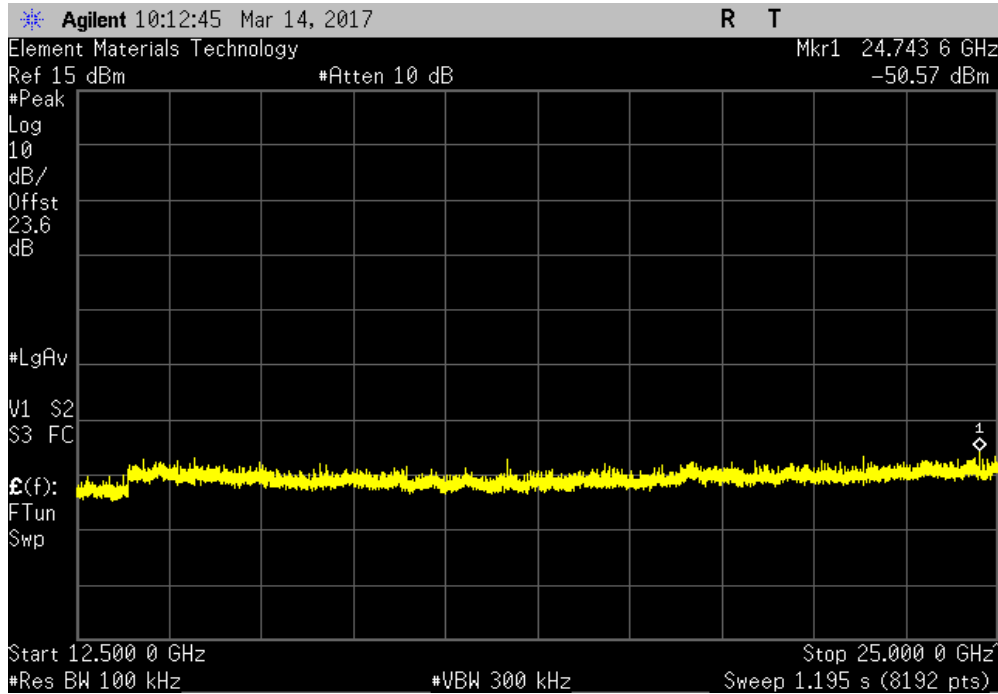


SPURIOUS CONDUCTED EMISSIONS

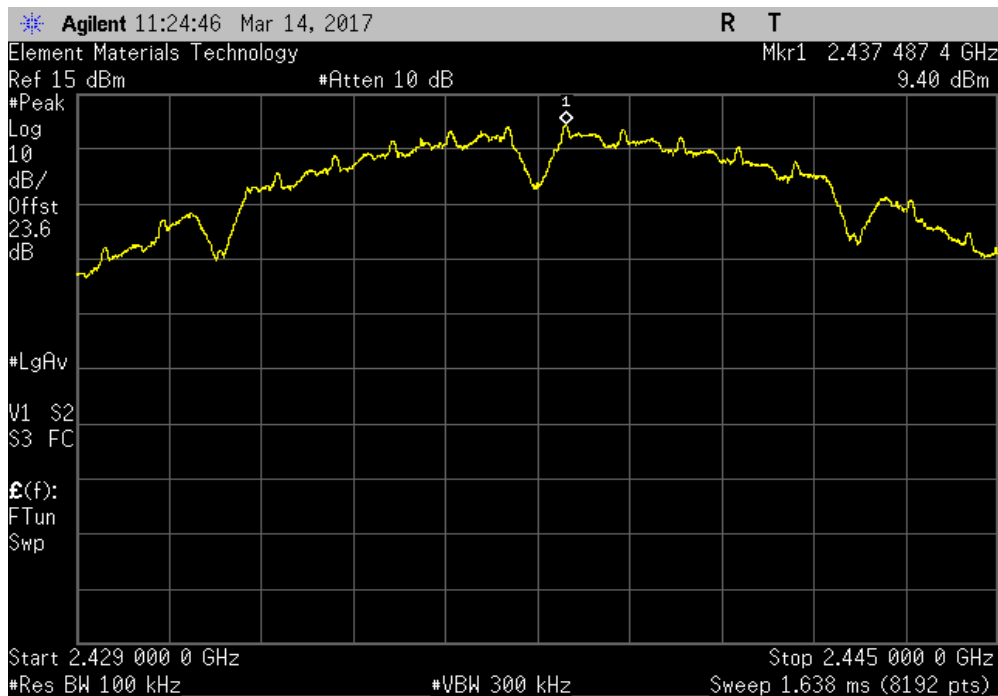


TMTX 2017.01.27 XMI 2017.01.28

2400 MHz - 2483.5 MHz Band, 802.11(b) 1 Mbps, Low Channel 1, 2412 MHz				
Frequency Range	Max Value (dBc)	Limit ≤ (dBc)	Result	
12.5 GHz - 25 GHz	-59.84	-30	Pass	



2400 MHz - 2483.5 MHz Band, 802.11(b) 1 Mbps, Mid Channel 6, 2437 MHz				
Frequency Range	Max Value (dBc)	Limit ≤ (dBc)	Result	
Fundamental	N/A	N/A	N/A	

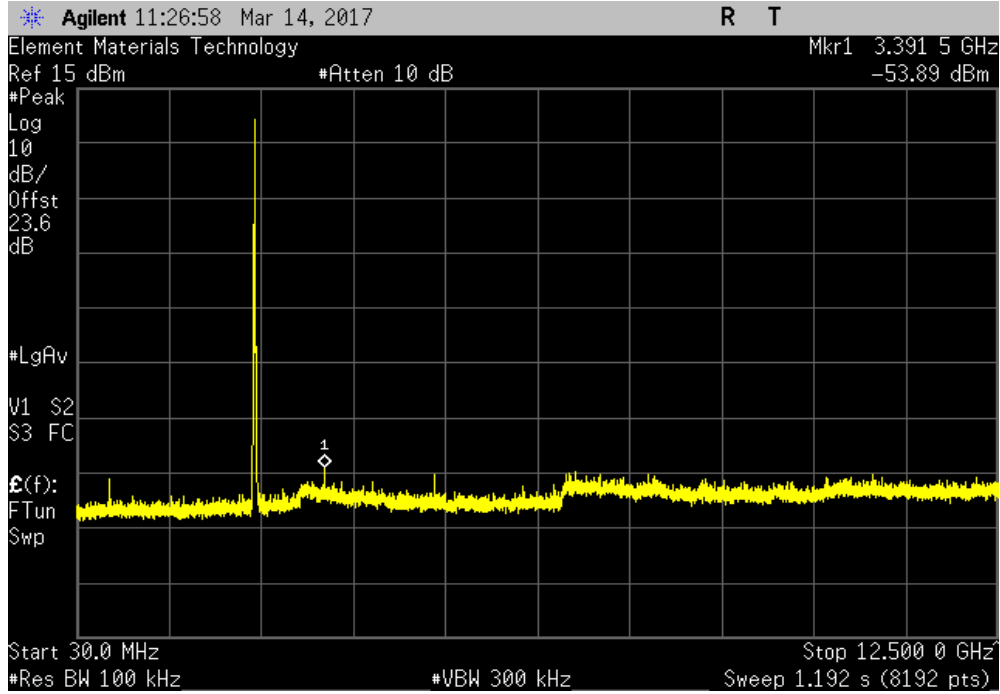


SPURIOUS CONDUCTED EMISSIONS

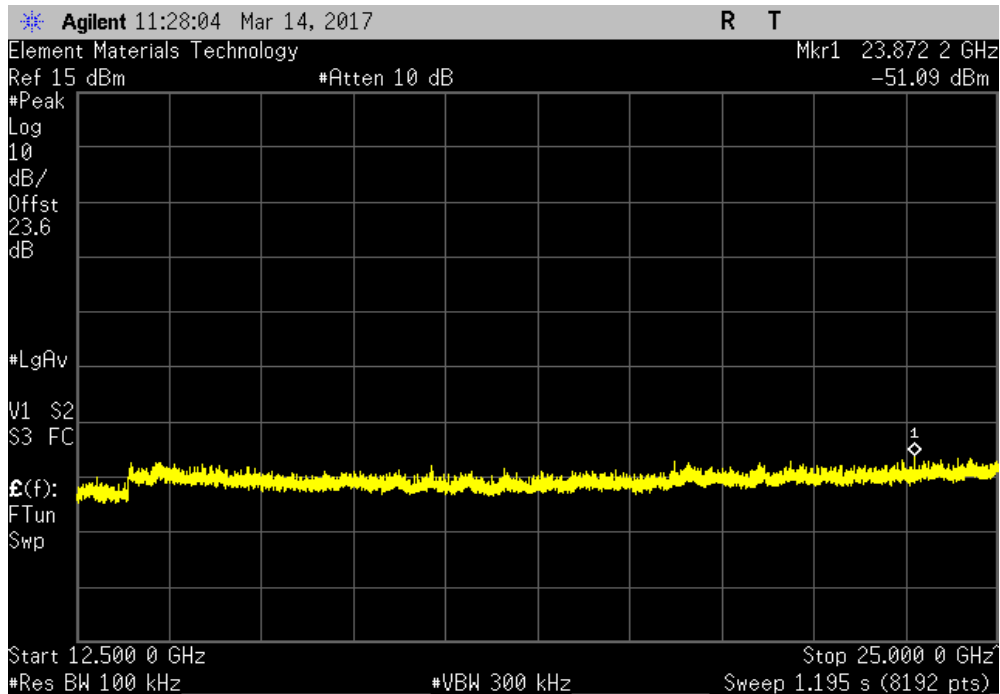


TMTX 2017.01.27 XMI 2017.01.28

2400 MHz - 2483.5 MHz Band, 802.11(b) 1 Mbps, Mid Channel 6, 2437 MHz				
Frequency Range	Max Value (dBc)	Limit ≤ (dBc)	Result	
30 MHz - 12.5 GHz	-63.29	-30	Pass	



2400 MHz - 2483.5 MHz Band, 802.11(b) 1 Mbps, Mid Channel 6, 2437 MHz				
Frequency Range	Max Value (dBc)	Limit ≤ (dBc)	Result	
12.5 GHz - 25 GHz	-60.49	-30	Pass	

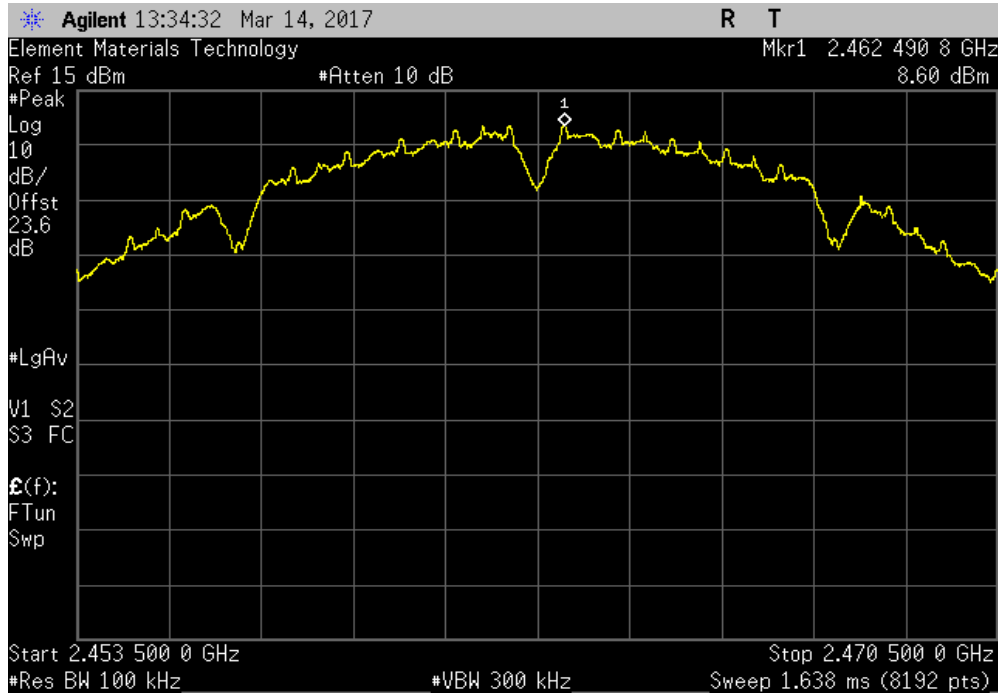


SPURIOUS CONDUCTED EMISSIONS

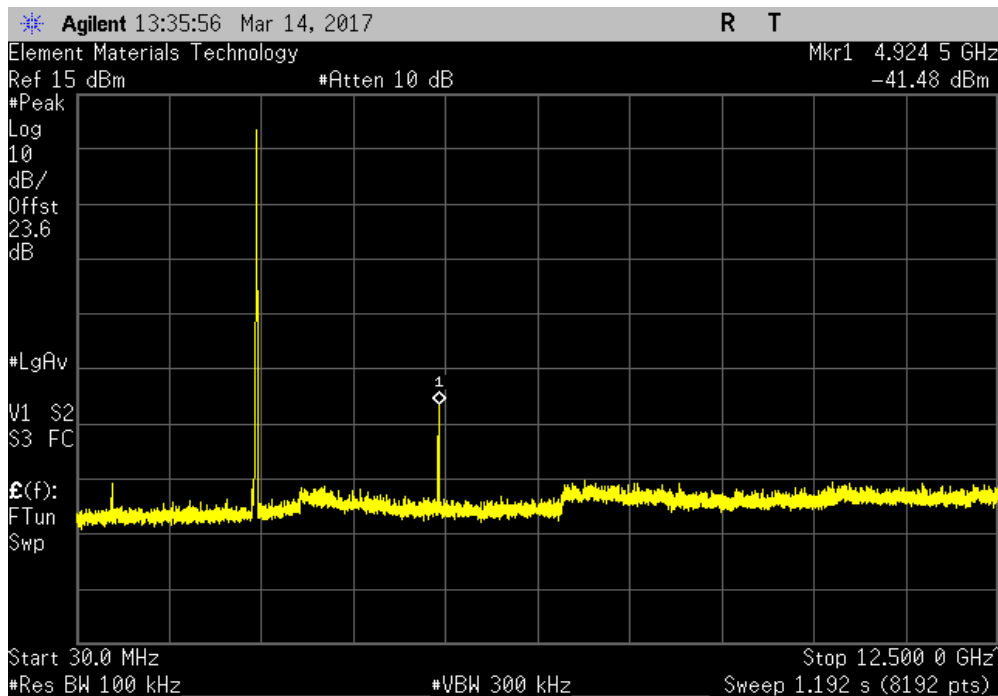


TMTX 2017.01.27 XMI 2017.01.28

2400 MHz - 2483.5 MHz Band, 802.11(b) 1 Mbps, High Channel 11, 2462 MHz					
Frequency Range		Max Value (dBc)	Limit ≤ (dBc)	Result	
Fundamental		N/A	N/A	N/A	



2400 MHz - 2483.5 MHz Band, 802.11(b) 1 Mbps, High Channel 11, 2462 MHz					
Frequency Range		Max Value (dBc)	Limit ≤ (dBc)	Result	
30 MHz - 12.5 GHz		-50.08	-30	Pass	

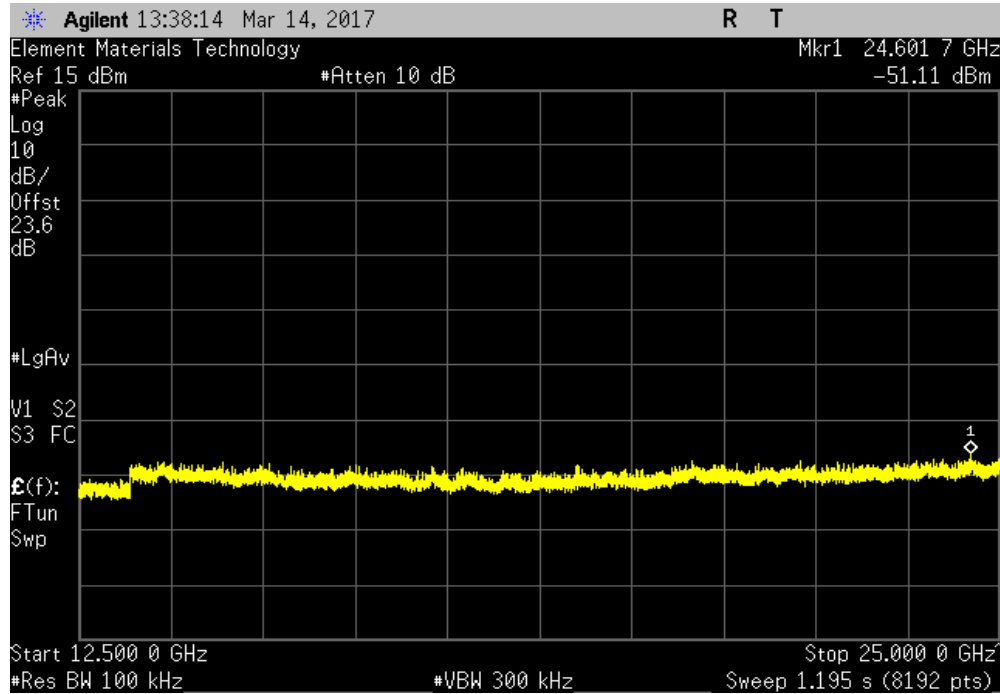


SPURIOUS CONDUCTED EMISSIONS

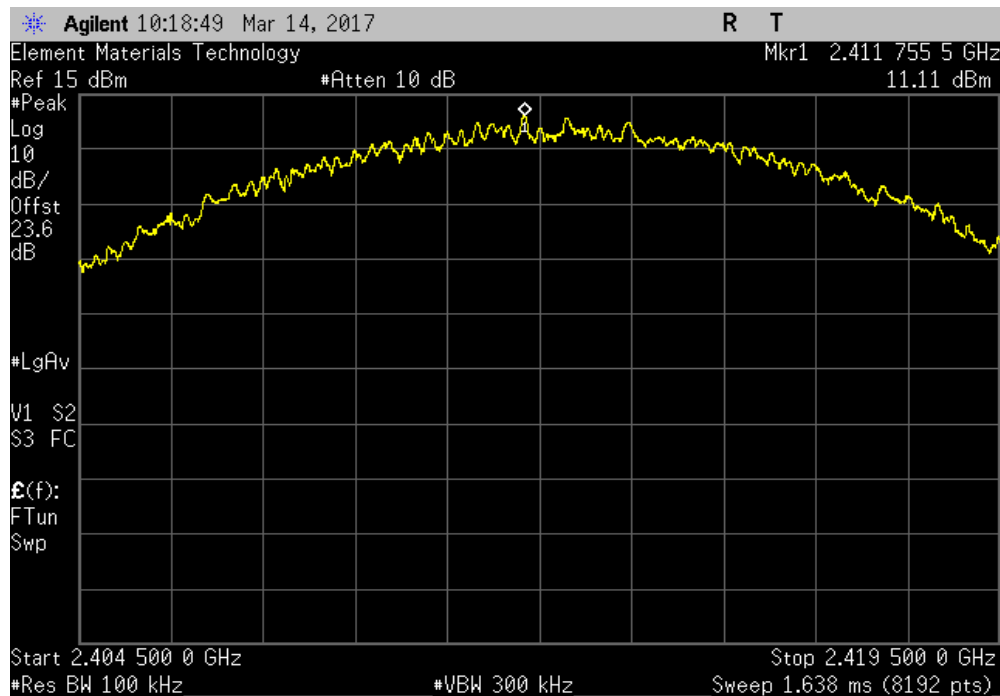


TMTX 2017.01.27 XMI 2017.01.26

2400 MHz - 2483.5 MHz Band, 802.11(b) 1 Mbps, High Channel 11, 2462 MHz				
Frequency Range	Max Value (dBc)	Limit ≤ (dBc)	Result	
12.5 GHz - 25 GHz	-59.71	-30	Pass	



2400 MHz - 2483.5 MHz Band, 802.11(b) 11 Mbps, Low Channel 1, 2412 MHz				
Frequency Range	Max Value (dBc)	Limit ≤ (dBc)	Result	
Fundamental	N/A	N/A	N/A	

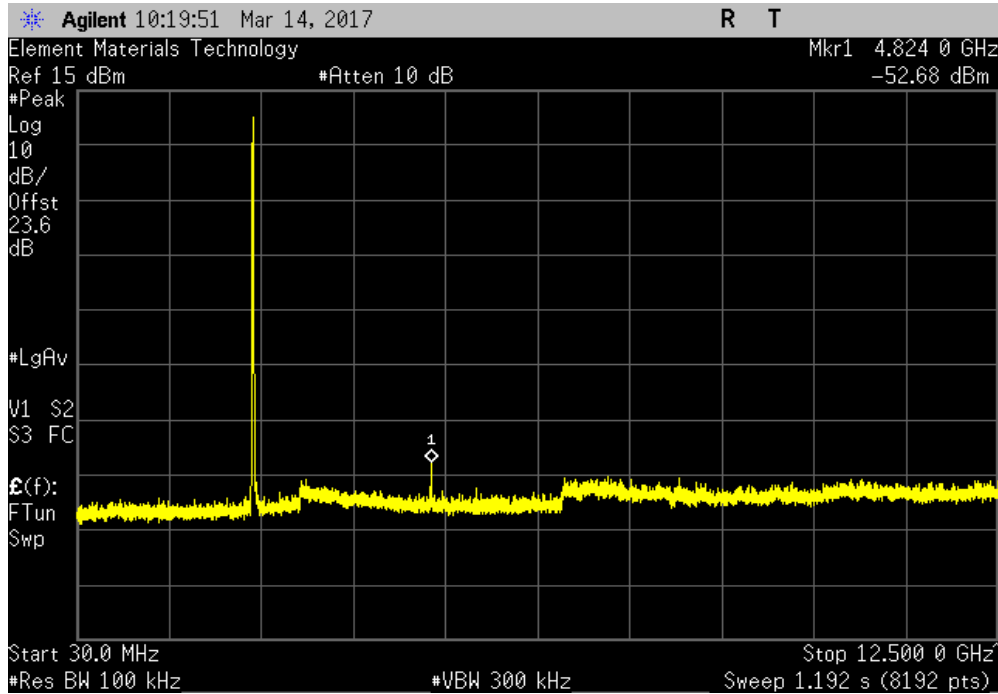


SPURIOUS CONDUCTED EMISSIONS

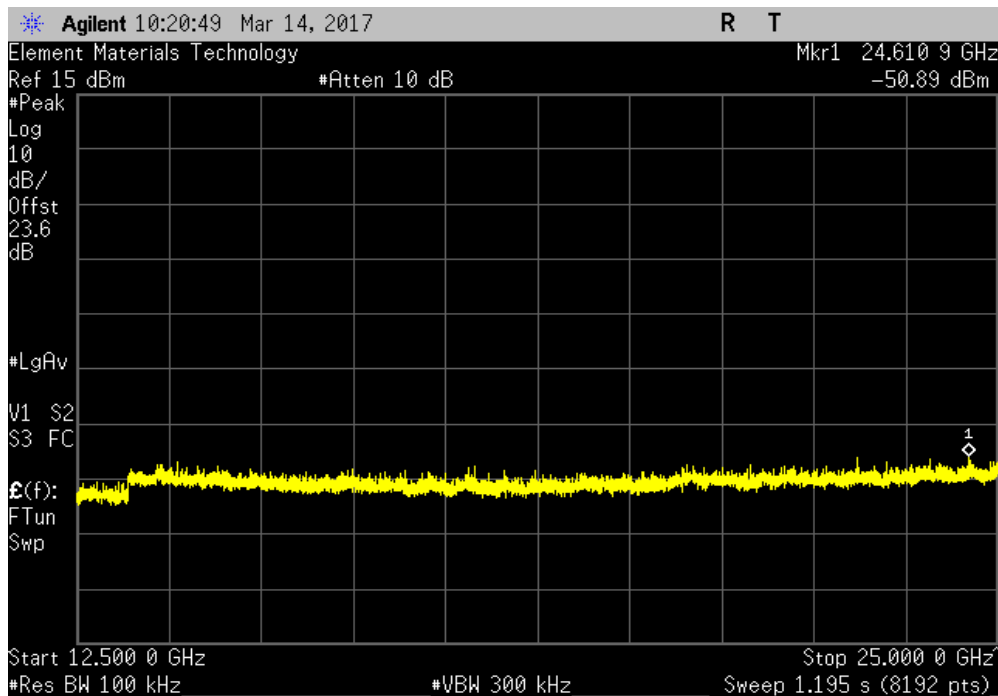


TMTX 2017.01.27 XMI 2017.01.28

2400 MHz - 2483.5 MHz Band, 802.11(b) 11 Mbps, Low Channel 1, 2412 MHz				
Frequency Range	Max Value (dBc)	Limit ≤ (dBc)	Result	
30 MHz - 12.5 GHz	-63.79	-30	Pass	



2400 MHz - 2483.5 MHz Band, 802.11(b) 11 Mbps, Low Channel 1, 2412 MHz				
Frequency Range	Max Value (dBc)	Limit ≤ (dBc)	Result	
12.5 GHz - 25 GHz	-62.00	-30	Pass	

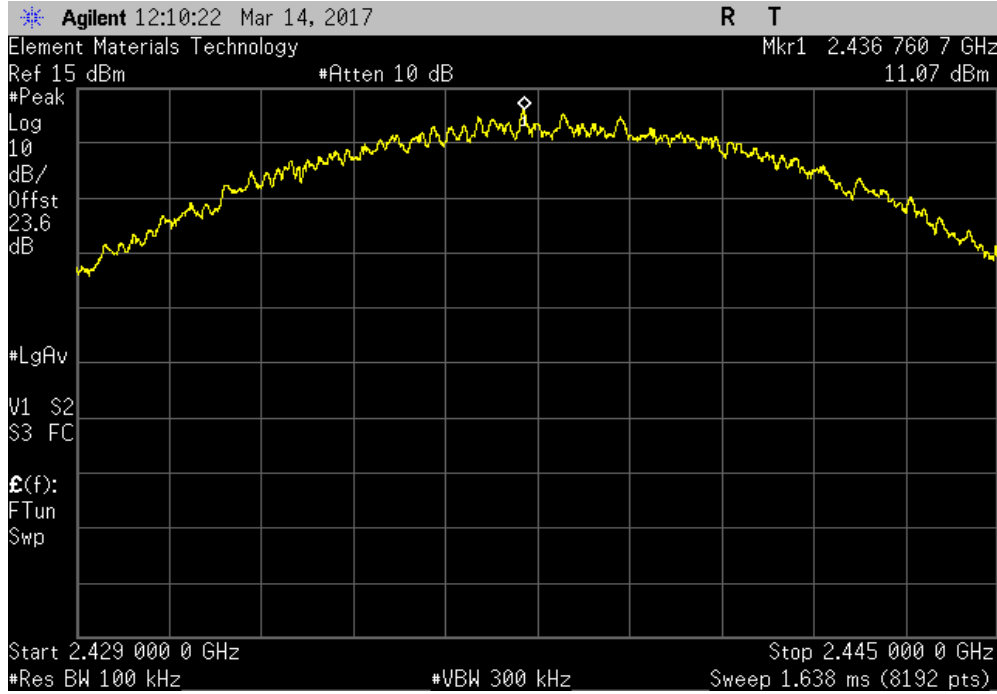


SPURIOUS CONDUCTED EMISSIONS

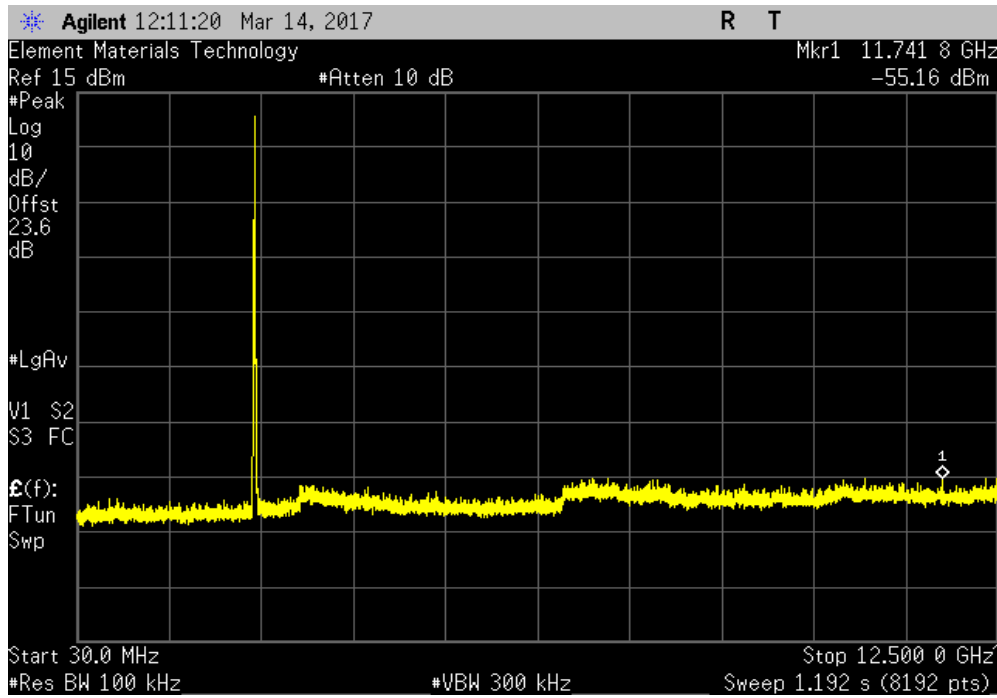


TMTX 2017.01.27 XMI 2017.01.28

2400 MHz - 2483.5 MHz Band, 802.11(b) 11 Mbps, Mid Channel 6, 2437 MHz					
Frequency Range		Max Value (dBc)	Limit ≤ (dBc)	Result	
Fundamental		N/A	N/A	N/A	



2400 MHz - 2483.5 MHz Band, 802.11(b) 11 Mbps, Mid Channel 6, 2437 MHz					
Frequency Range		Max Value (dBc)	Limit ≤ (dBc)	Result	
30 MHz - 12.5 GHz		-66.23	-30	Pass	

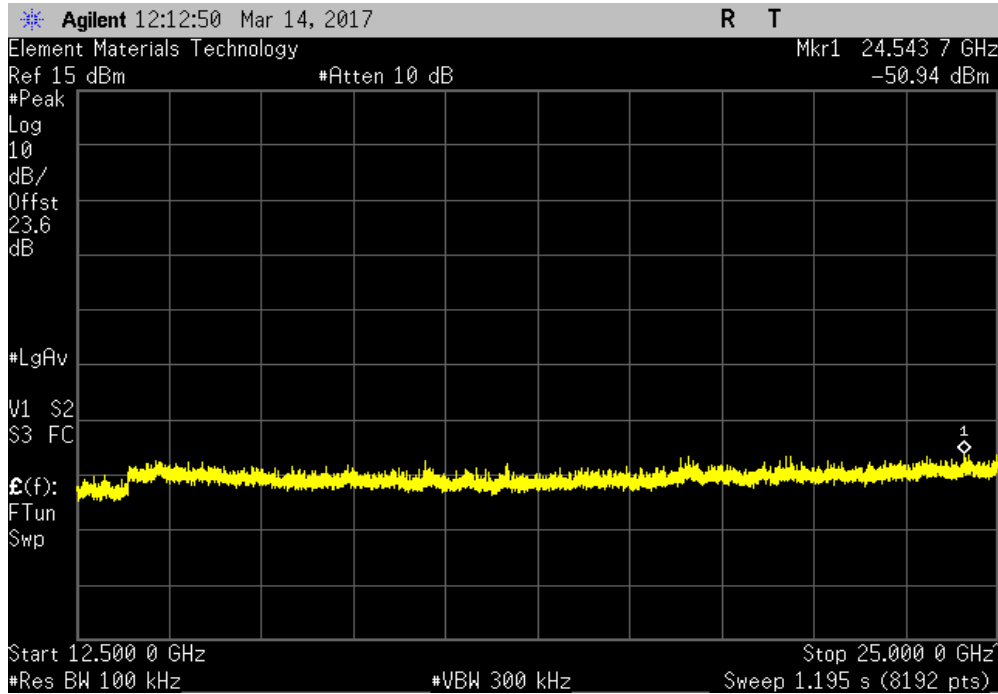


SPURIOUS CONDUCTED EMISSIONS

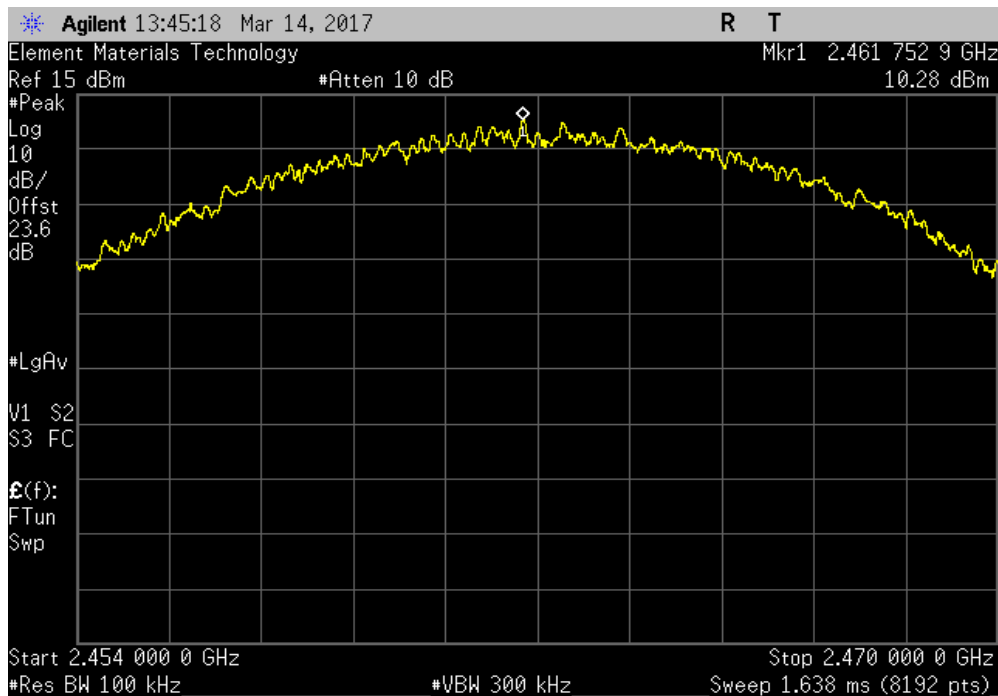


TMTX 2017.01.27 XMI 2017.01.28

2400 MHz - 2483.5 MHz Band, 802.11(b) 11 Mbps, Mid Channel 6, 2437 MHz				
Frequency Range	Max Value (dBc)	Limit ≤ (dBc)	Result	
12.5 GHz - 25 GHz	-62.01	-30	Pass	



2400 MHz - 2483.5 MHz Band, 802.11(b) 11 Mbps, High Channel 11, 2462 MHz				
Frequency Range	Max Value (dBc)	Limit ≤ (dBc)	Result	
Fundamental	N/A	N/A	N/A	

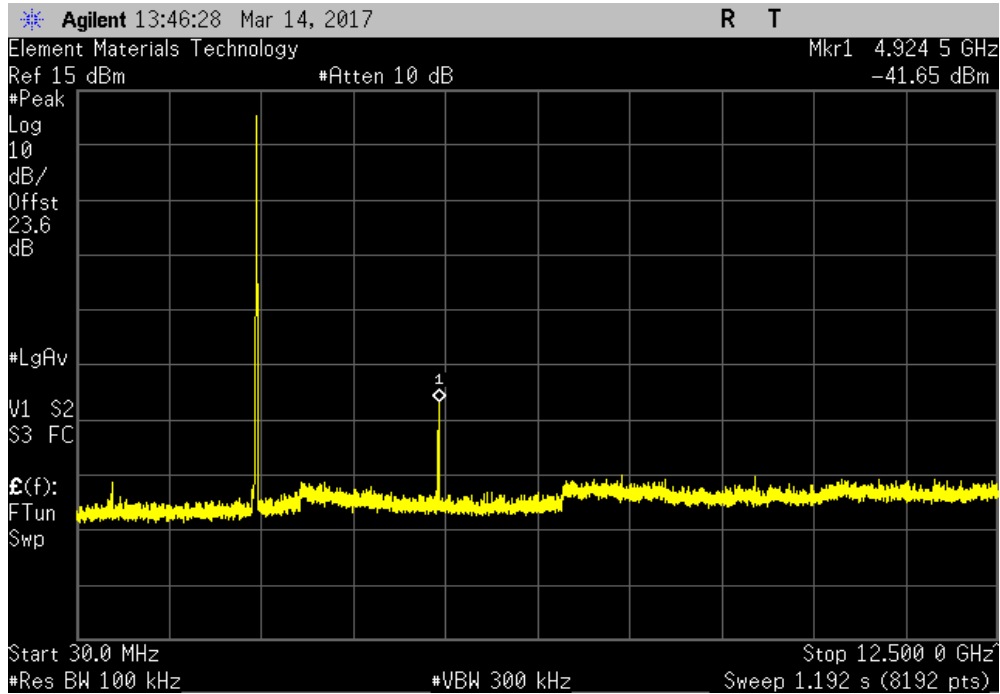


SPURIOUS CONDUCTED EMISSIONS

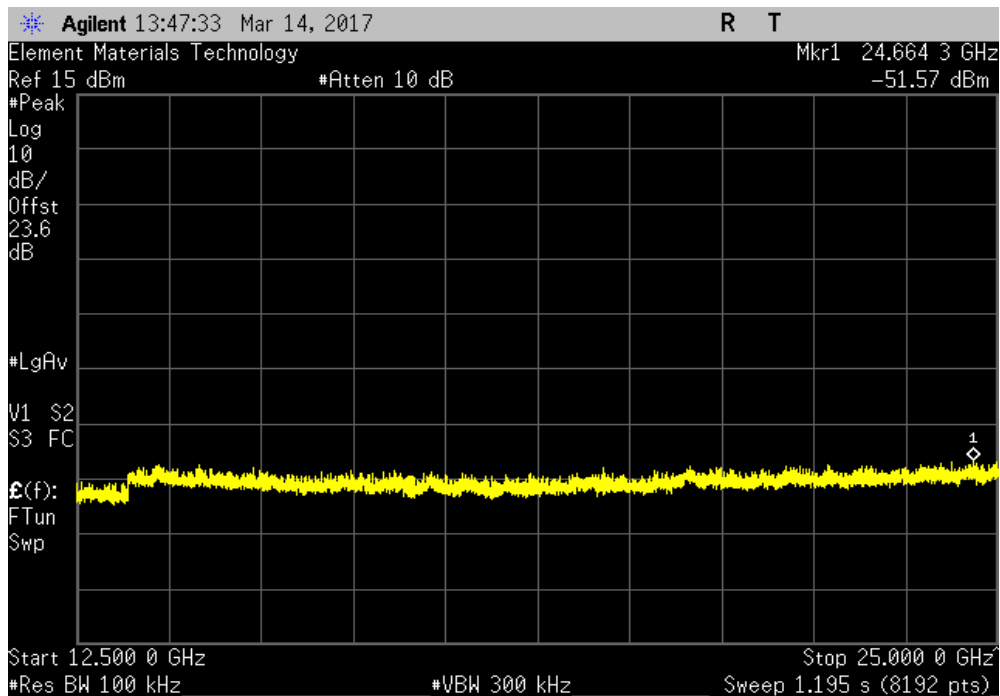


TMTX 2017.01.27 XMI 2017.01.28

2400 MHz - 2483.5 MHz Band, 802.11(b) 11 Mbps, High Channel 11, 2462 MHz				
Frequency Range	Max Value (dBc)	Limit ≤ (dBc)	Result	
30 MHz - 12.5 GHz	-51.93	-30	Pass	



2400 MHz - 2483.5 MHz Band, 802.11(b) 11 Mbps, High Channel 11, 2462 MHz				
Frequency Range	Max Value (dBc)	Limit ≤ (dBc)	Result	
12.5 GHz - 25 GHz	-61.85	-30	Pass	

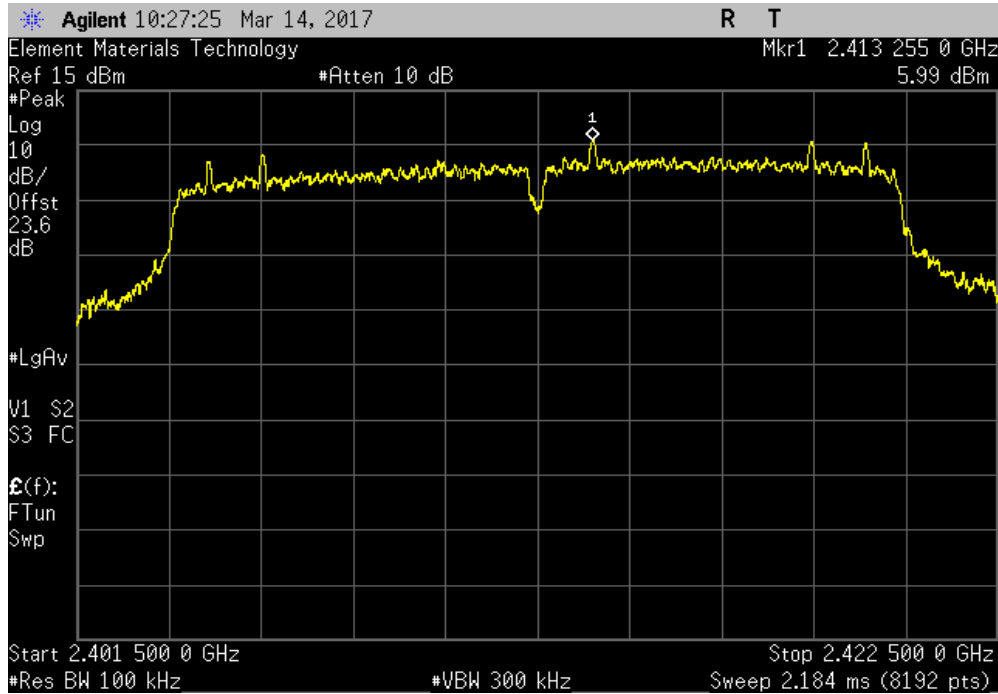


SPURIOUS CONDUCTED EMISSIONS

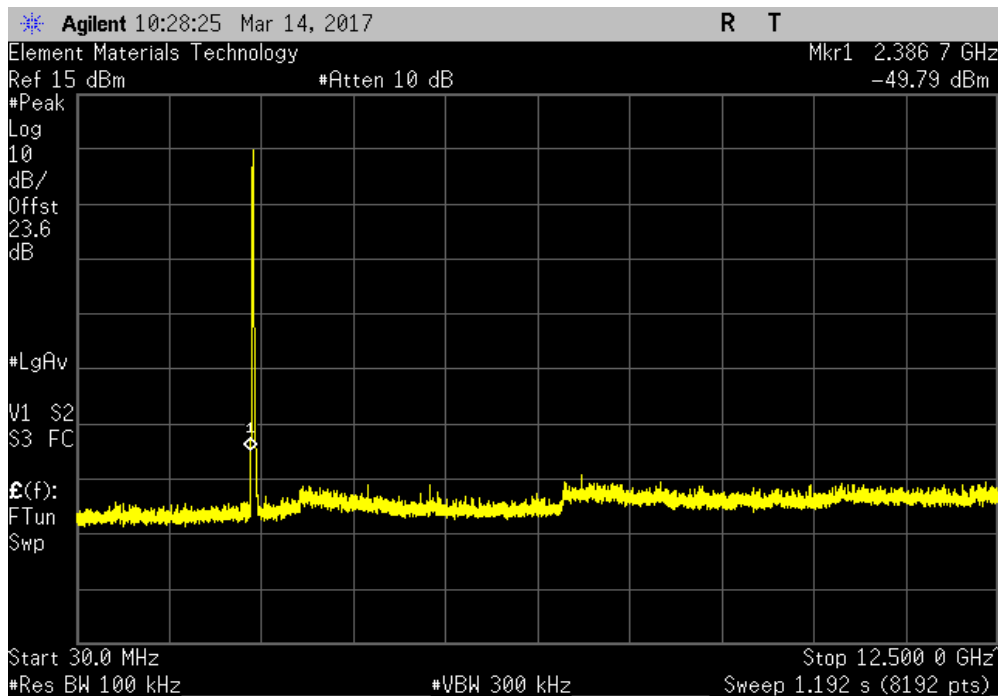


TMTX 2017.01.27 XMI 2017.01.26

2400 MHz - 2483.5 MHz Band, 802.11(g) 6 Mbps, Low Channel 1, 2412 MHz					
Frequency Range		Max Value (dBc)	Limit ≤ (dBc)	Result	
Fundamental		N/A	N/A	N/A	



2400 MHz - 2483.5 MHz Band, 802.11(g) 6 Mbps, Low Channel 1, 2412 MHz					
Frequency Range		Max Value (dBc)	Limit ≤ (dBc)	Result	
30 MHz - 12.5 GHz		-55.78	-30	Pass	

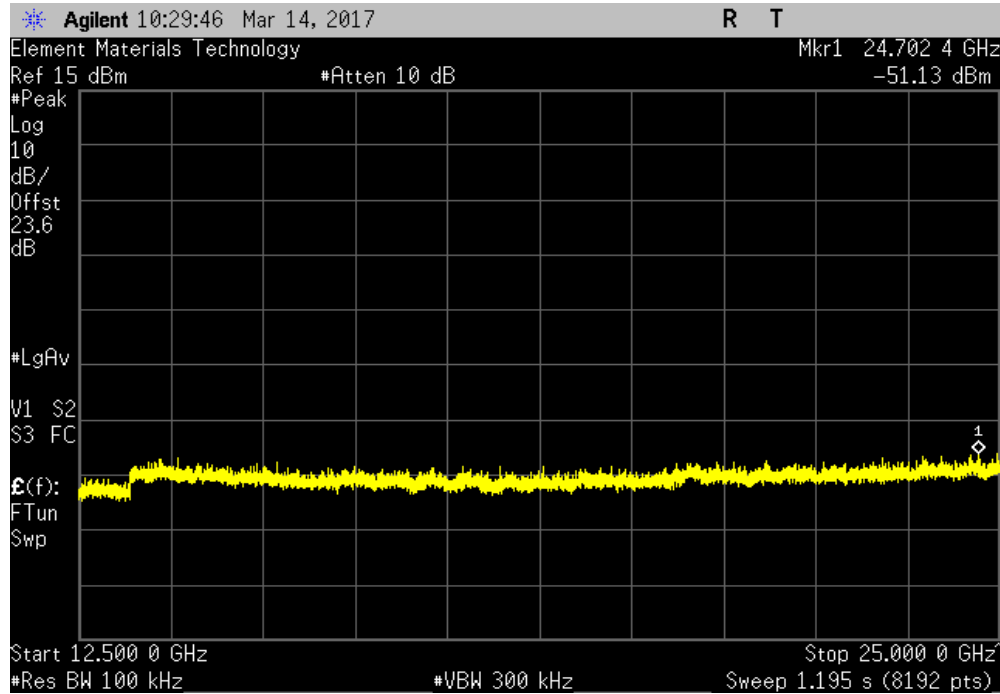


SPURIOUS CONDUCTED EMISSIONS

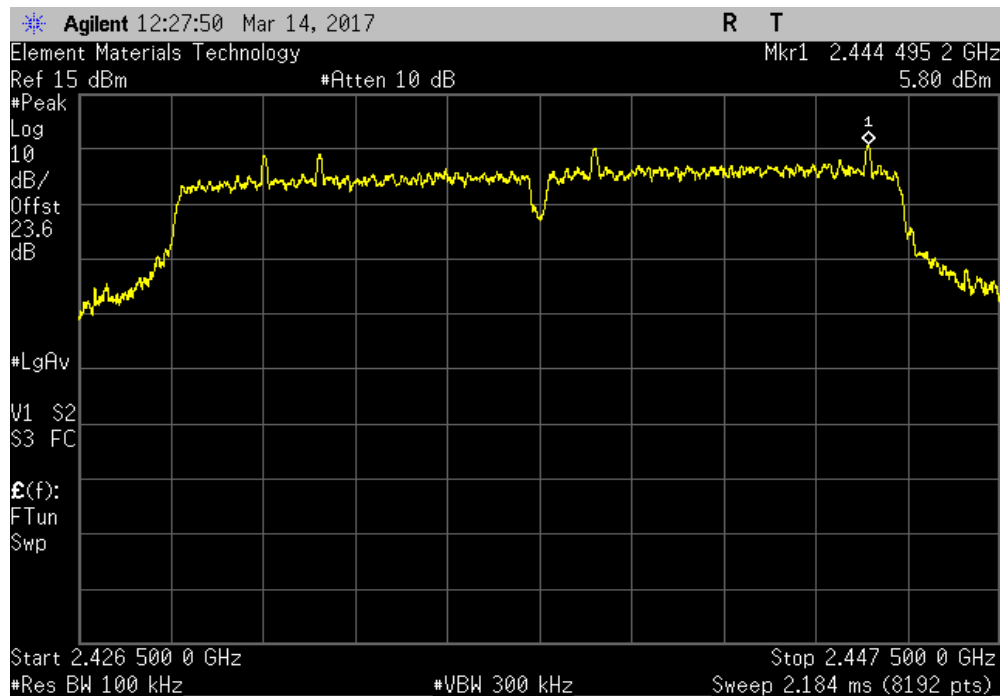


TMTX 2017.01.27 XMI 2017.01.28

2400 MHz - 2483.5 MHz Band, 802.11(g) 6 Mbps, Low Channel 1, 2412 MHz				
Frequency Range	Max Value (dBc)	Limit ≤ (dBc)	Result	
12.5 GHz - 25 GHz	-57.12	-30	Pass	



2400 MHz - 2483.5 MHz Band, 802.11(g) 6 Mbps, Mid Channel 6, 2437 MHz				
Frequency Range	Max Value (dBc)	Limit ≤ (dBc)	Result	
Fundamental	N/A	N/A	N/A	

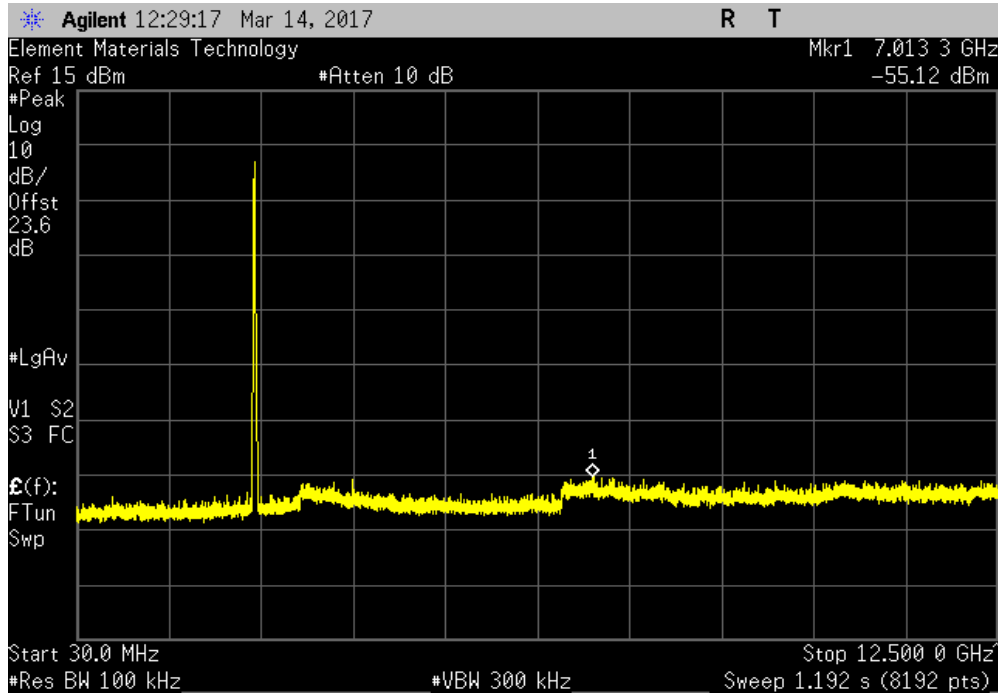


SPURIOUS CONDUCTED EMISSIONS

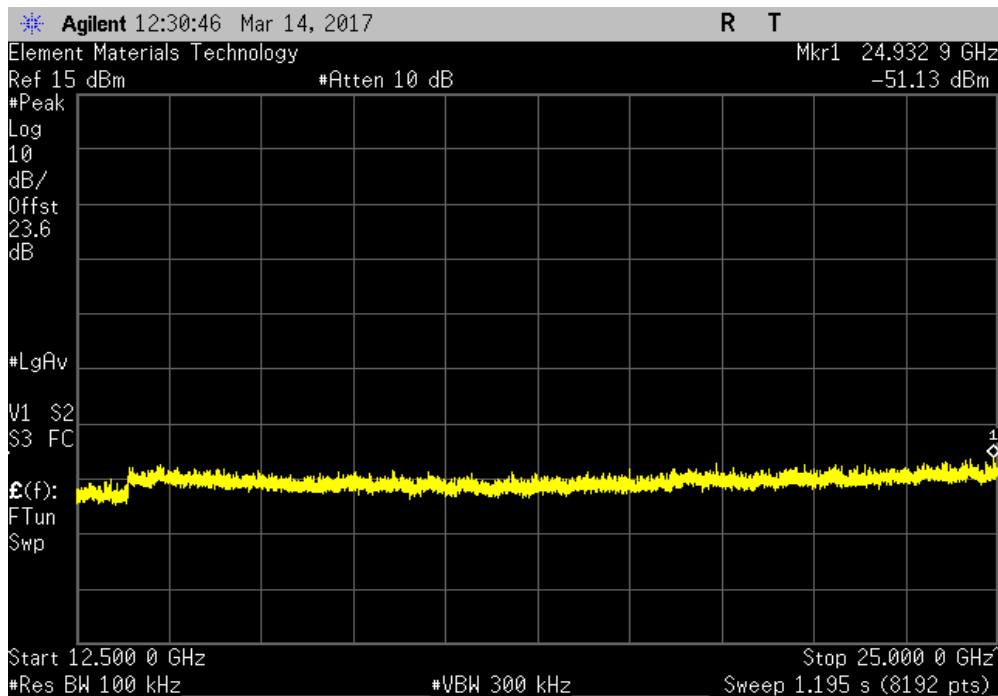


TMTX 2017.01.27 XMI 2017.01.28

2400 MHz - 2483.5 MHz Band, 802.11(g) 6 Mbps, Mid Channel 6, 2437 MHz				
Frequency Range	Max Value (dBc)	Limit ≤ (dBc)	Result	
30 MHz - 12.5 GHz	-60.92	-30	Pass	



2400 MHz - 2483.5 MHz Band, 802.11(g) 6 Mbps, Mid Channel 6, 2437 MHz				
Frequency Range	Max Value (dBc)	Limit ≤ (dBc)	Result	
12.5 GHz - 25 GHz	-56.94	-30	Pass	

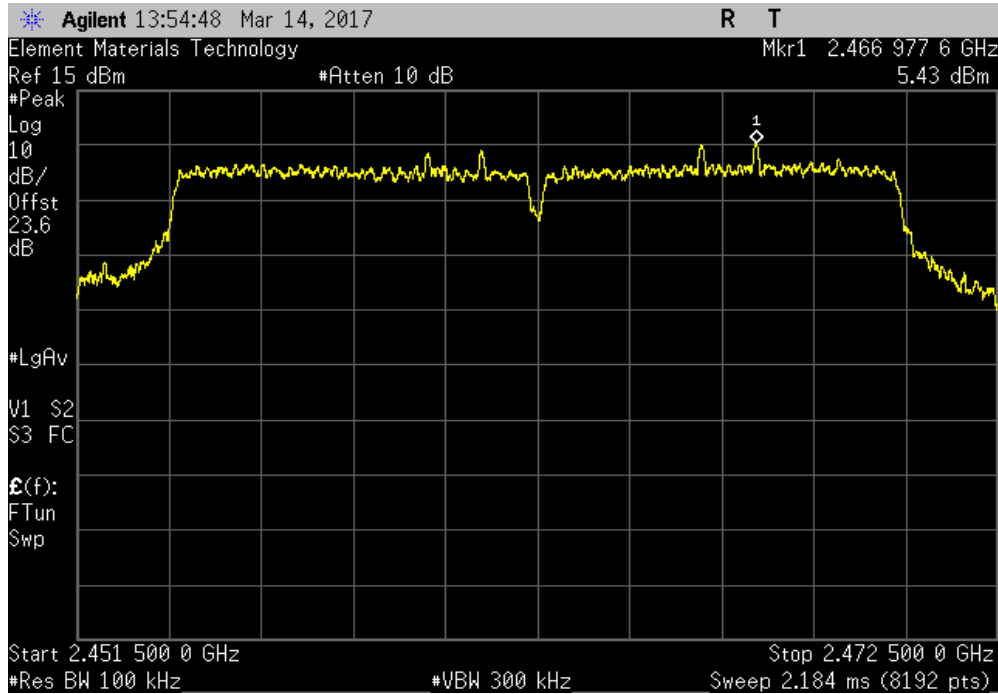


SPURIOUS CONDUCTED EMISSIONS

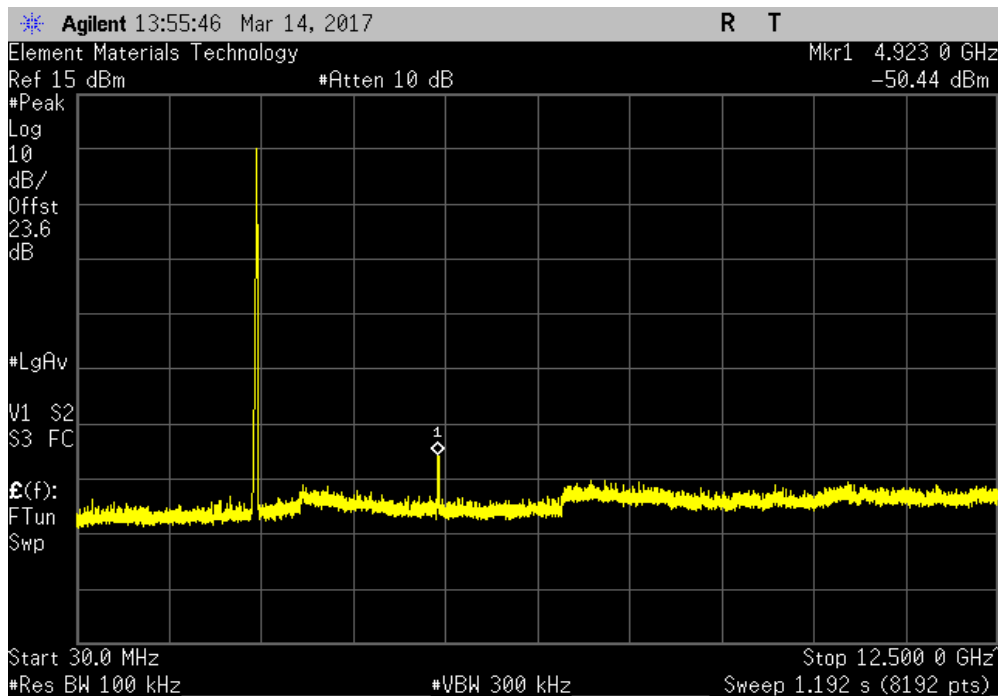


TMTX 2017.01.27 XMI 2017.01.28

2400 MHz - 2483.5 MHz Band, 802.11(g) 6 Mbps, High Channel 11, 2462 MHz					
Frequency Range		Max Value (dBc)	Limit ≤ (dBc)	Result	
Fundamental		N/A	N/A	N/A	



2400 MHz - 2483.5 MHz Band, 802.11(g) 6 Mbps, High Channel 11, 2462 MHz					
Frequency Range		Max Value (dBc)	Limit ≤ (dBc)	Result	
30 MHz - 12.5 GHz		-55.87	-30	Pass	

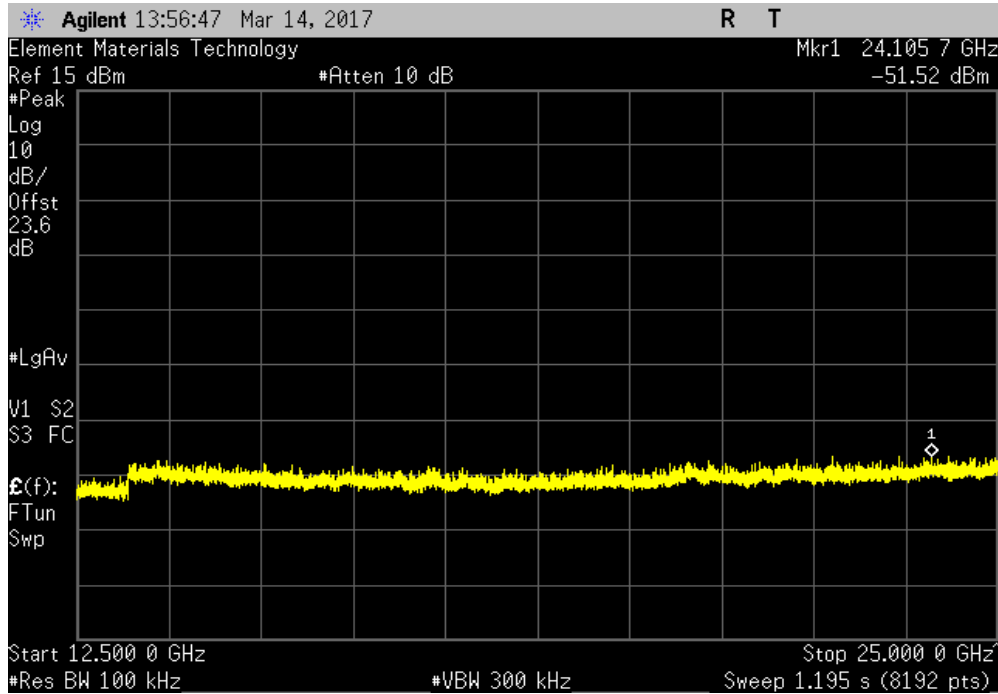


SPURIOUS CONDUCTED EMISSIONS

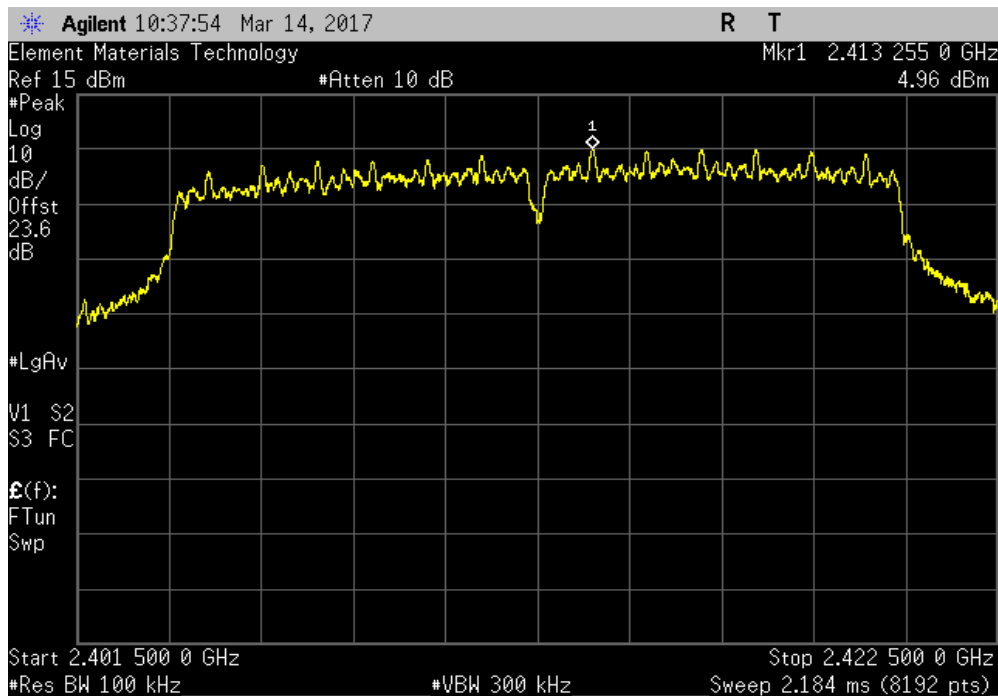


TMTX 2017.01.27 XMI 2017.01.26

2400 MHz - 2483.5 MHz Band, 802.11(g) 6 Mbps, High Channel 11, 2462 MHz				
Frequency Range	Max Value (dBc)	Limit ≤ (dBc)	Result	
12.5 GHz - 25 GHz	-56.95	-30	Pass	



2400 MHz - 2483.5 MHz Band, 802.11(g) 36 Mbps, Low Channel 1, 2412 MHz				
Frequency Range	Max Value (dBc)	Limit ≤ (dBc)	Result	
Fundamental	N/A	N/A	N/A	

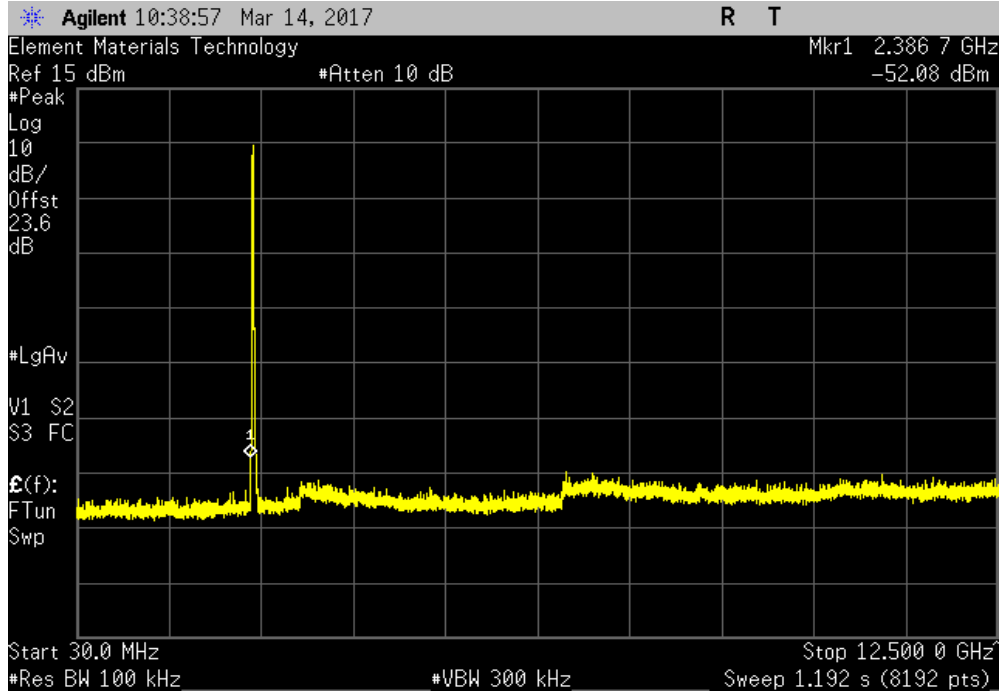


SPURIOUS CONDUCTED EMISSIONS

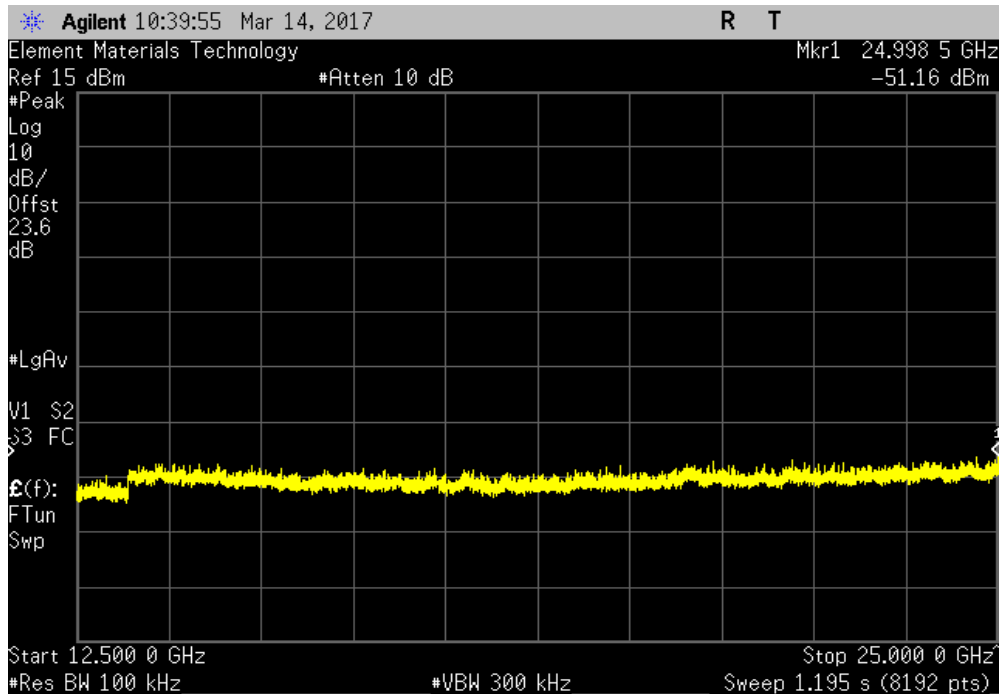


TMTX 2017.01.27 XMI 2017.01.28

2400 MHz - 2483.5 MHz Band, 802.11(g) 36 Mbps, Low Channel 1, 2412 MHz				
Frequency Range	Max Value (dBc)	Limit ≤ (dBc)	Result	
30 MHz - 12.5 GHz	-57.04	-30	Pass	



2400 MHz - 2483.5 MHz Band, 802.11(g) 36 Mbps, Low Channel 1, 2412 MHz				
Frequency Range	Max Value (dBc)	Limit ≤ (dBc)	Result	
12.5 GHz - 25 GHz	-56.12	-30	Pass	

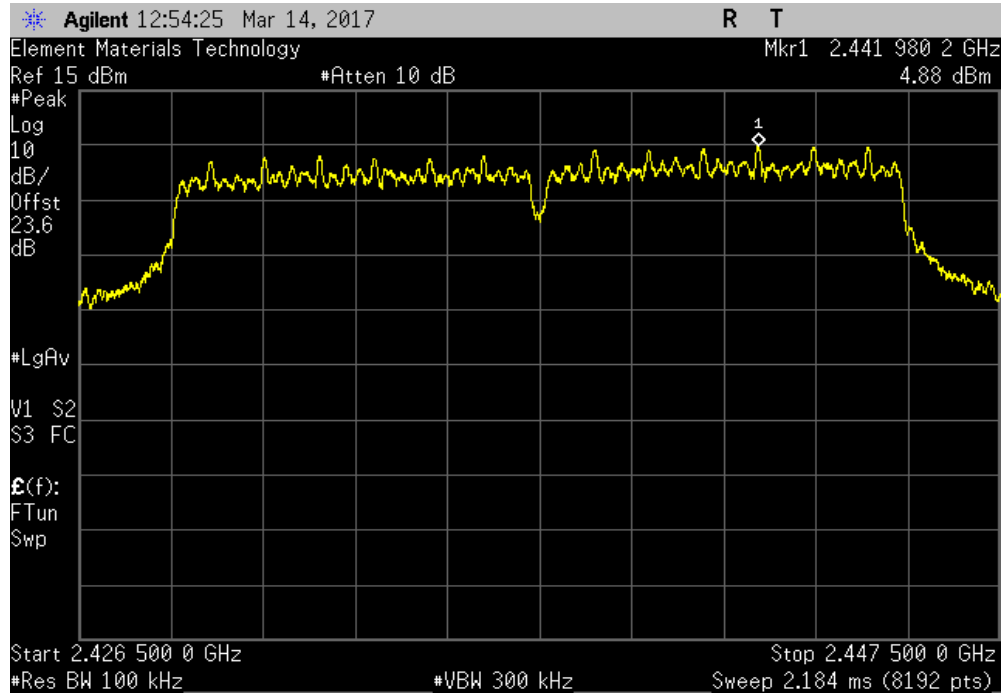


SPURIOUS CONDUCTED EMISSIONS

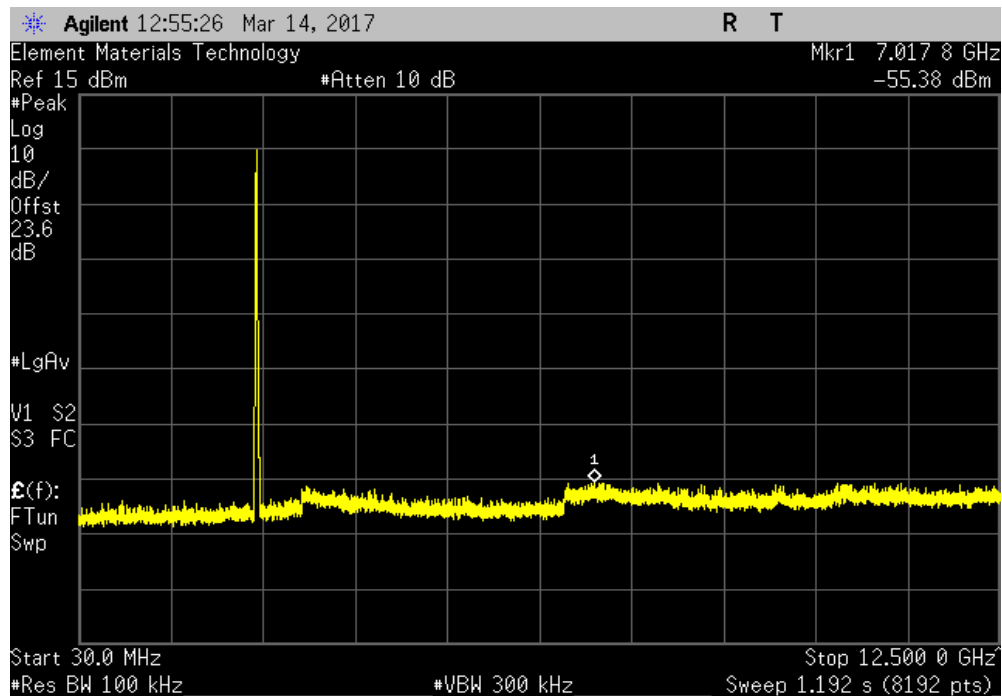


TMTX 2017.01.27 XMI 2017.01.26

2400 MHz - 2483.5 MHz Band, 802.11(g) 36 Mbps, Mid Channel 6, 2437 MHz					
Frequency Range		Max Value (dBc)	Limit ≤ (dBc)	Result	
Fundamental		N/A	N/A	N/A	



2400 MHz - 2483.5 MHz Band, 802.11(g) 36 Mbps, Mid Channel 6, 2437 MHz					
Frequency Range		Max Value (dBc)	Limit ≤ (dBc)	Result	
30 MHz - 12.5 GHz		-60.26	-30	Pass	

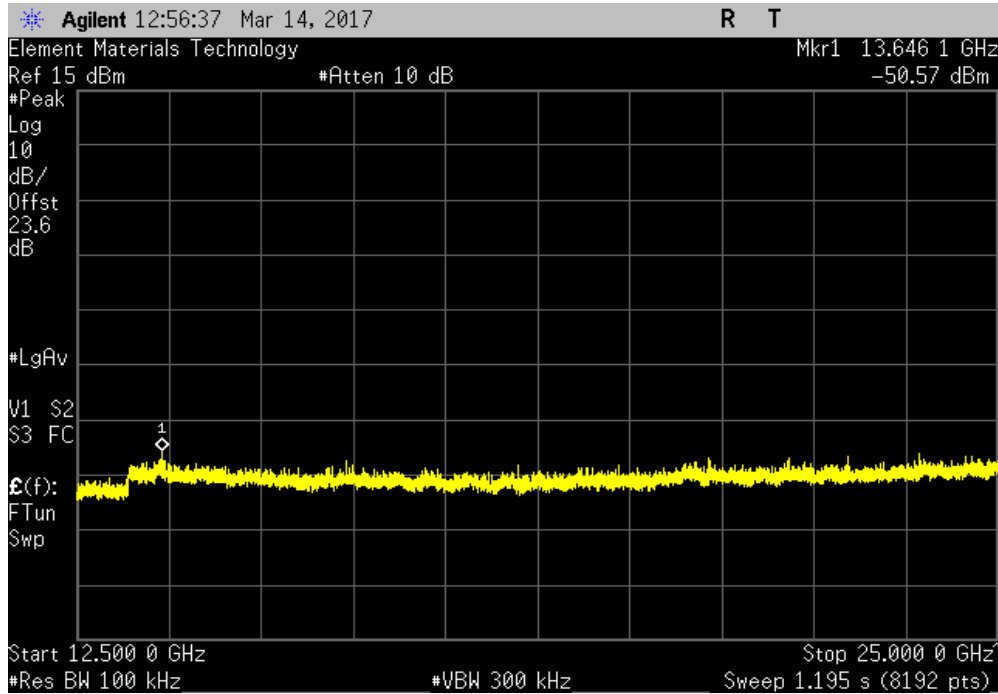


SPURIOUS CONDUCTED EMISSIONS

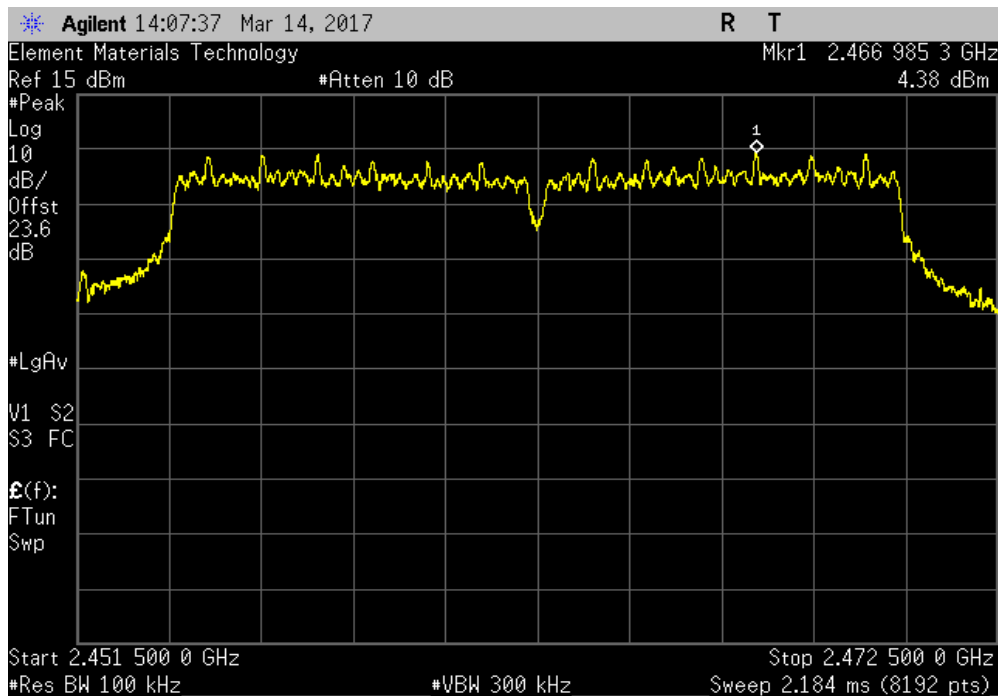


TMTX 2017.01.27 XMI 2017.01.26

2400 MHz - 2483.5 MHz Band, 802.11(g) 36 Mbps, Mid Channel 6, 2437 MHz				
Frequency Range	Max Value (dBc)	Limit ≤ (dBc)	Result	
12.5 GHz - 25 GHz	-55.45	-30	Pass	



2400 MHz - 2483.5 MHz Band, 802.11(g) 36 Mbps, High Channel 11, 2462 MHz				
Frequency Range	Max Value (dBc)	Limit ≤ (dBc)	Result	
Fundamental	N/A	N/A	N/A	

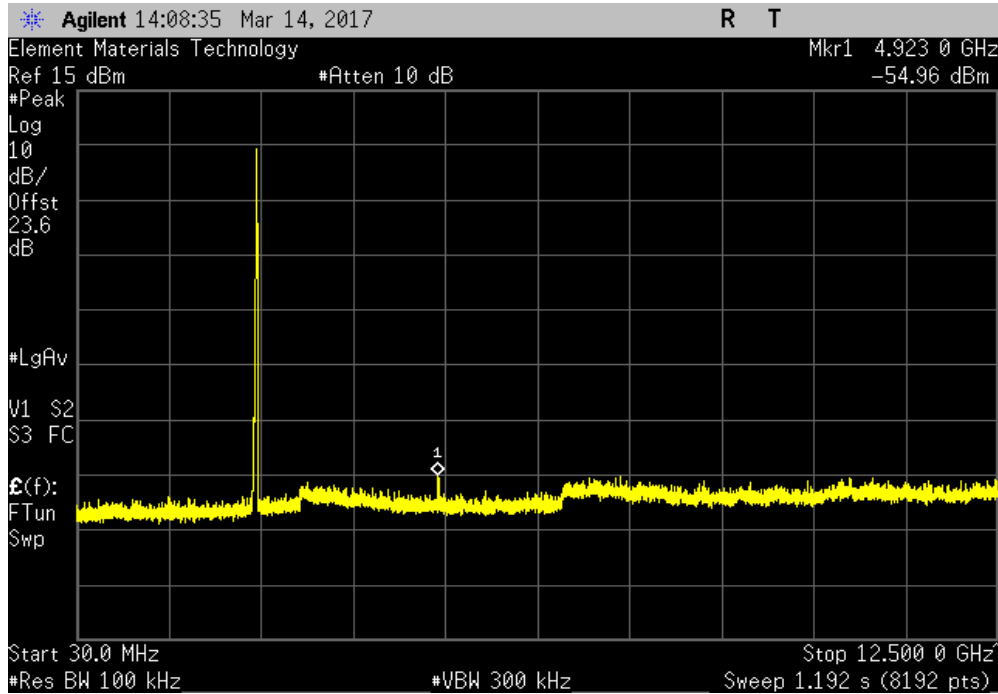


SPURIOUS CONDUCTED EMISSIONS

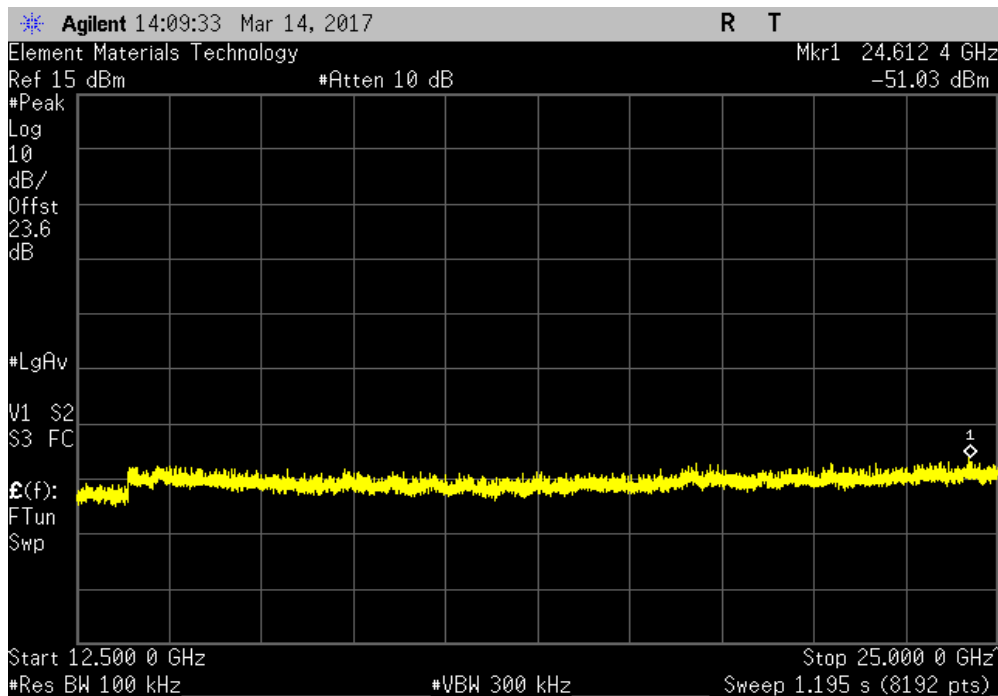


TMTX 2017.01.27 XMI 2017.01.28

2400 MHz - 2483.5 MHz Band, 802.11(g) 36 Mbps, High Channel 11, 2462 MHz				
Frequency Range	Max Value (dBc)	Limit ≤ (dBc)	Result	
30 MHz - 12.5 GHz	-59.34	-30	Pass	



2400 MHz - 2483.5 MHz Band, 802.11(g) 36 Mbps, High Channel 11, 2462 MHz				
Frequency Range	Max Value (dBc)	Limit ≤ (dBc)	Result	
12.5 GHz - 25 GHz	-55.42	-30	Pass	

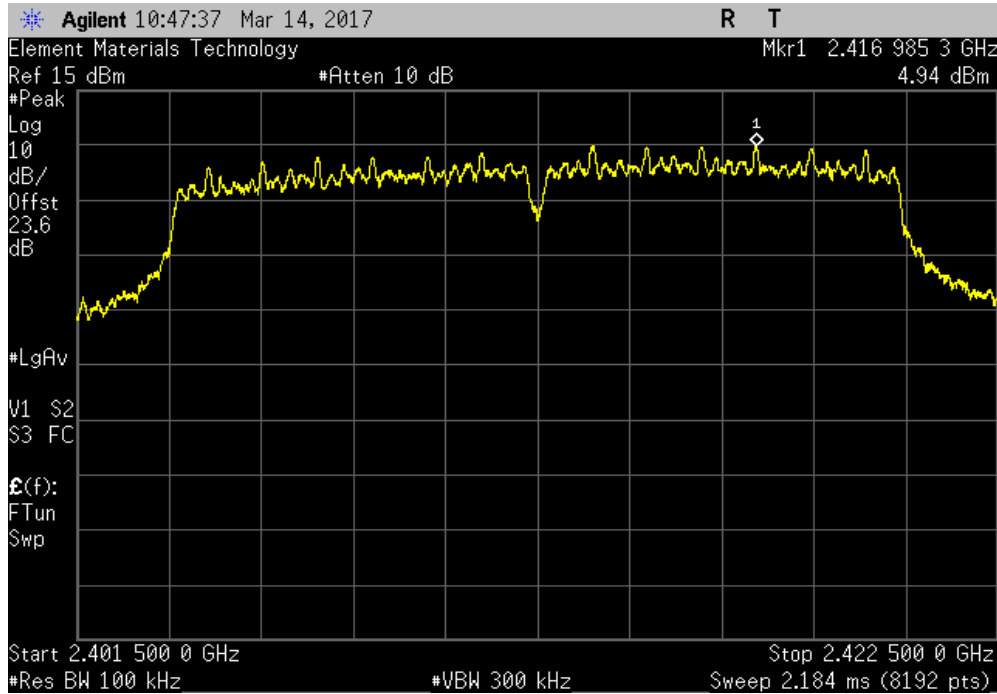


SPURIOUS CONDUCTED EMISSIONS

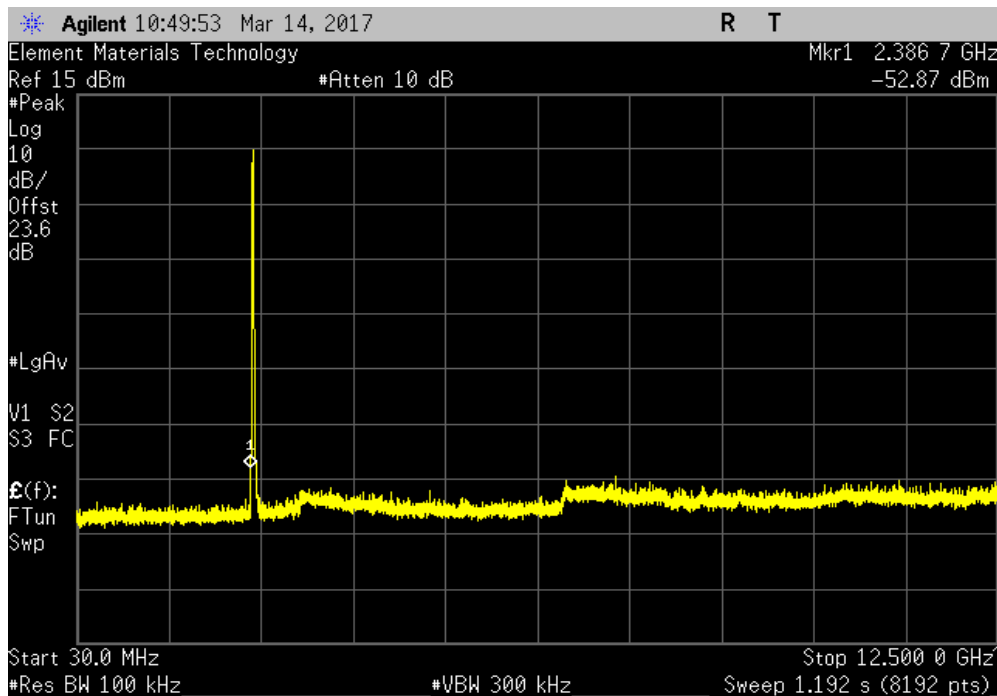


TMTX 2017.01.27 XMI 2017.01.28

2400 MHz - 2483.5 MHz Band, 802.11(g) 54 Mbps, Low Channel 1, 2412 MHz					
Frequency Range	Max Value (dBc)	Limit ≤ (dBc)	Result		
Fundamental	N/A	N/A	N/A		



2400 MHz - 2483.5 MHz Band, 802.11(g) 54 Mbps, Low Channel 1, 2412 MHz					
Frequency Range	Max Value (dBc)	Limit ≤ (dBc)	Result		
30 MHz - 12.5 GHz	-57.81	-30	Pass		

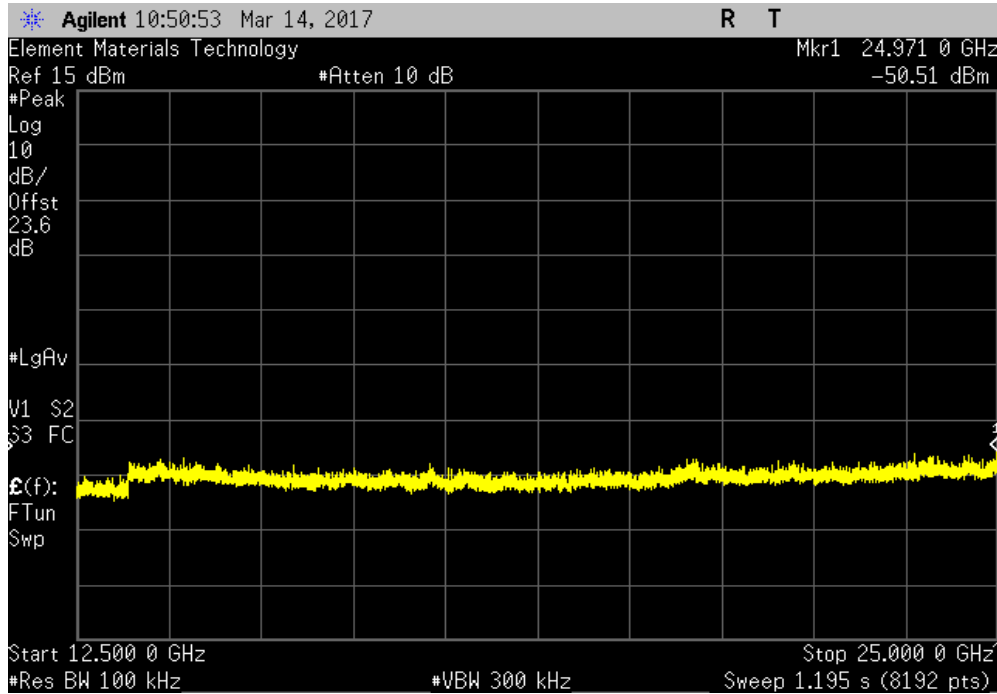


SPURIOUS CONDUCTED EMISSIONS

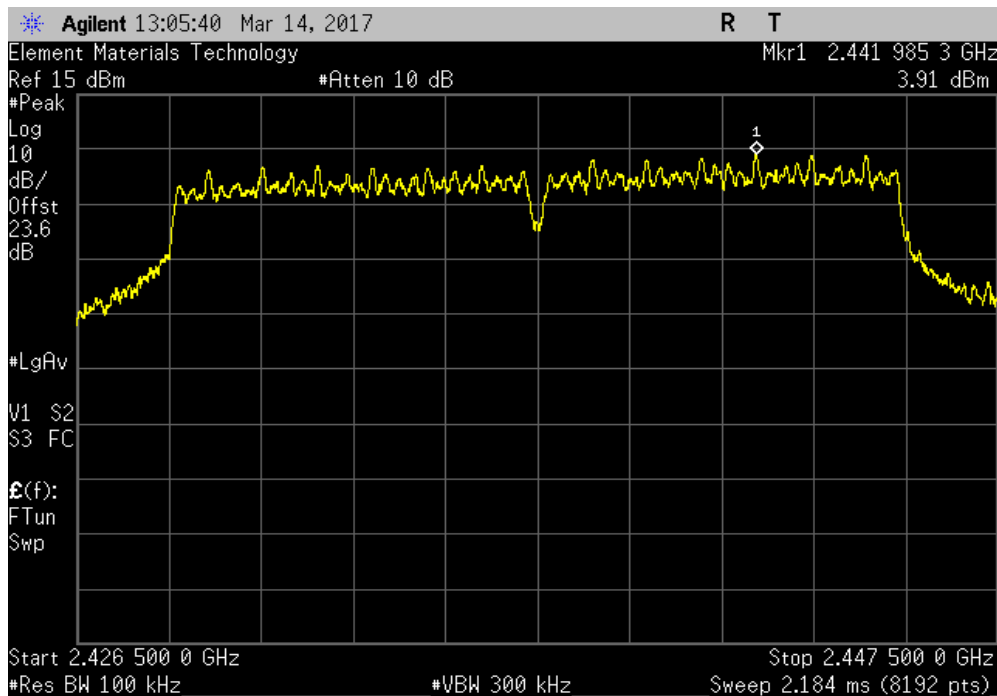


TMTX 2017.01.27 XMI 2017.01.26

2400 MHz - 2483.5 MHz Band, 802.11(g) 54 Mbps, Low Channel 1, 2412 MHz				
Frequency Range	Max Value (dBc)	Limit ≤ (dBc)	Result	
12.5 GHz - 25 GHz	-55.45	-30	Pass	



2400 MHz - 2483.5 MHz Band, 802.11(g) 54 Mbps, Mid Channel 6, 2437 MHz				
Frequency Range	Max Value (dBc)	Limit ≤ (dBc)	Result	
Fundamental	N/A	N/A	N/A	

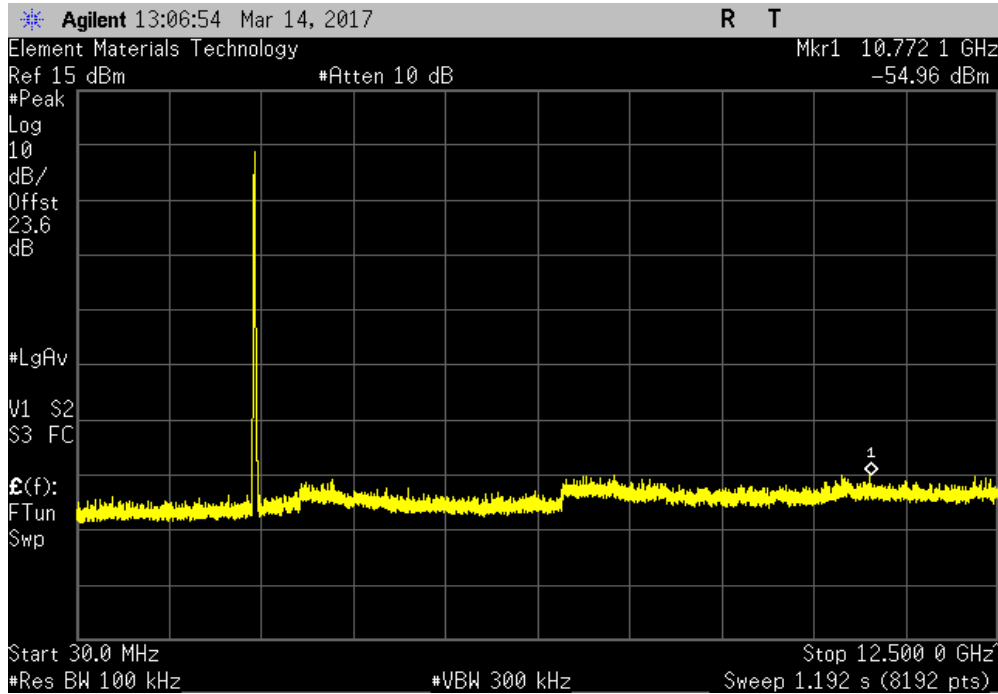


SPURIOUS CONDUCTED EMISSIONS

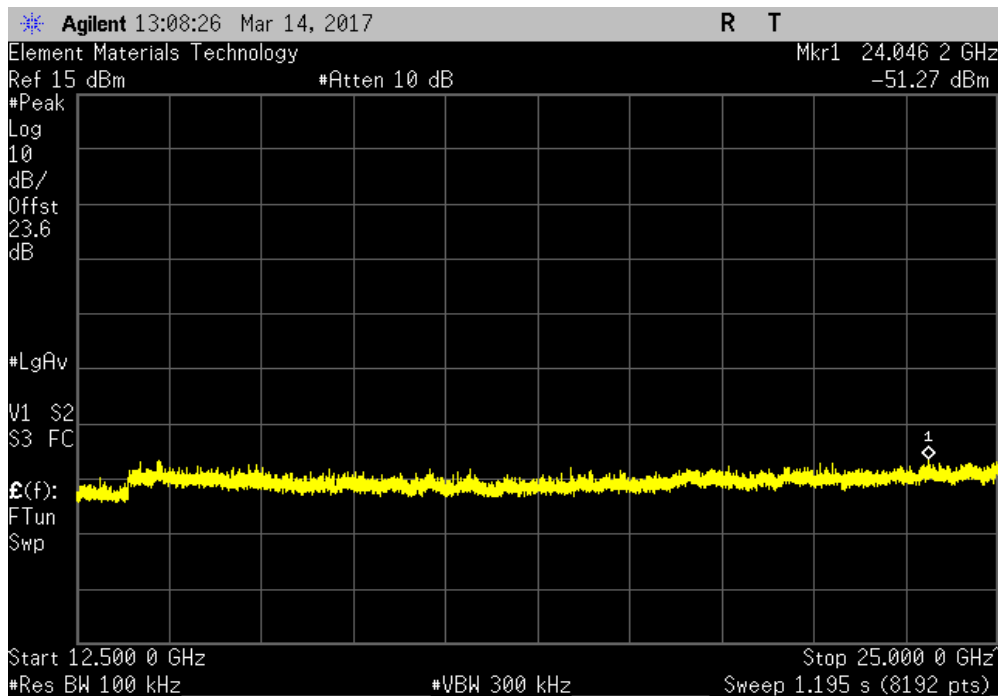


TMTX 2017.01.27 XMI 2017.01.28

2400 MHz - 2483.5 MHz Band, 802.11(g) 54 Mbps, Mid Channel 6, 2437 MHz				
Frequency Range	Max Value (dBc)	Limit ≤ (dBc)	Result	
30 MHz - 12.5 GHz	-58.88	-30	Pass	



2400 MHz - 2483.5 MHz Band, 802.11(g) 54 Mbps, Mid Channel 6, 2437 MHz				
Frequency Range	Max Value (dBc)	Limit ≤ (dBc)	Result	
12.5 GHz - 25 GHz	-55.19	-30	Pass	

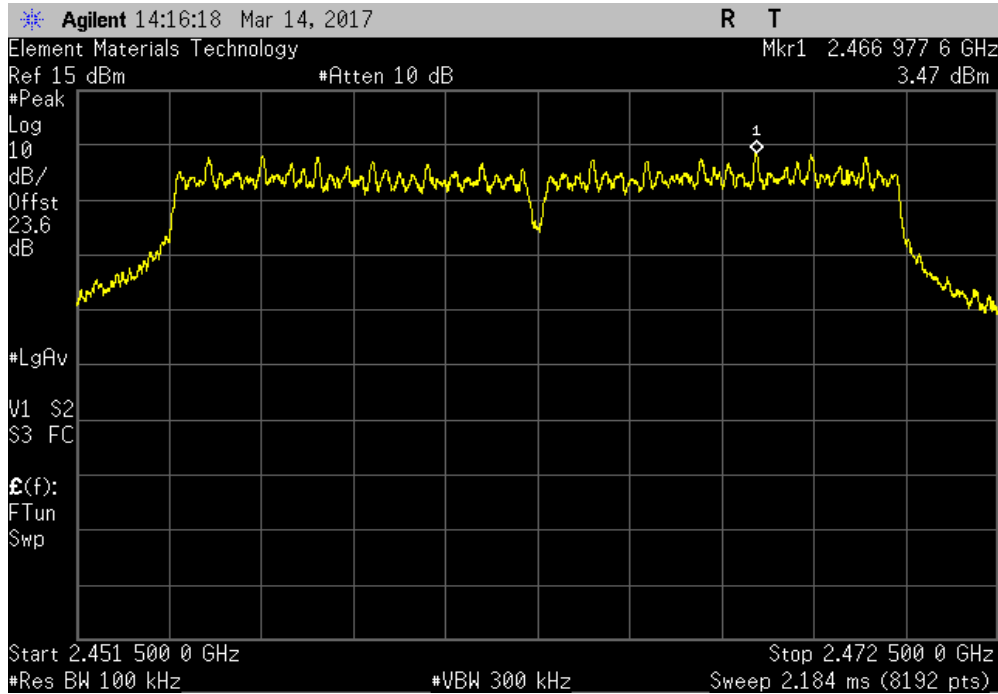


SPURIOUS CONDUCTED EMISSIONS

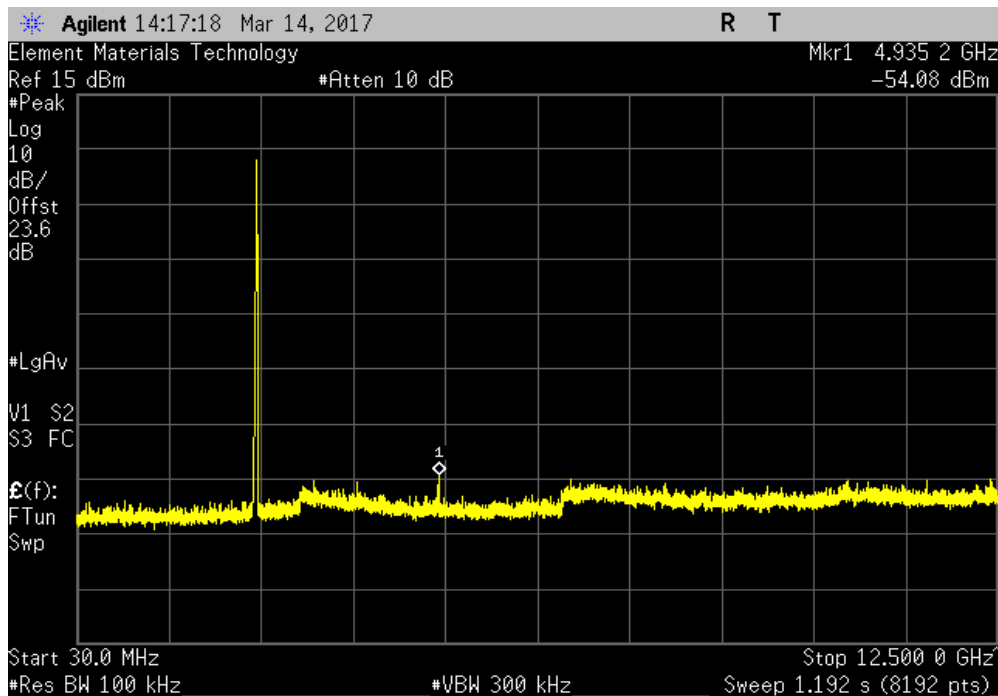


TMTX 2017.01.27 XMI 2017.01.28

2400 MHz - 2483.5 MHz Band, 802.11(g) 54 Mbps, High Channel 11, 2462 MHz					
Frequency Range		Max Value (dBc)	Limit ≤ (dBc)	Result	
Fundamental		N/A	N/A	N/A	



2400 MHz - 2483.5 MHz Band, 802.11(g) 54 Mbps, High Channel 11, 2462 MHz					
Frequency Range		Max Value (dBc)	Limit ≤ (dBc)	Result	
30 MHz - 12.5 GHz		-57.55	-30	Pass	

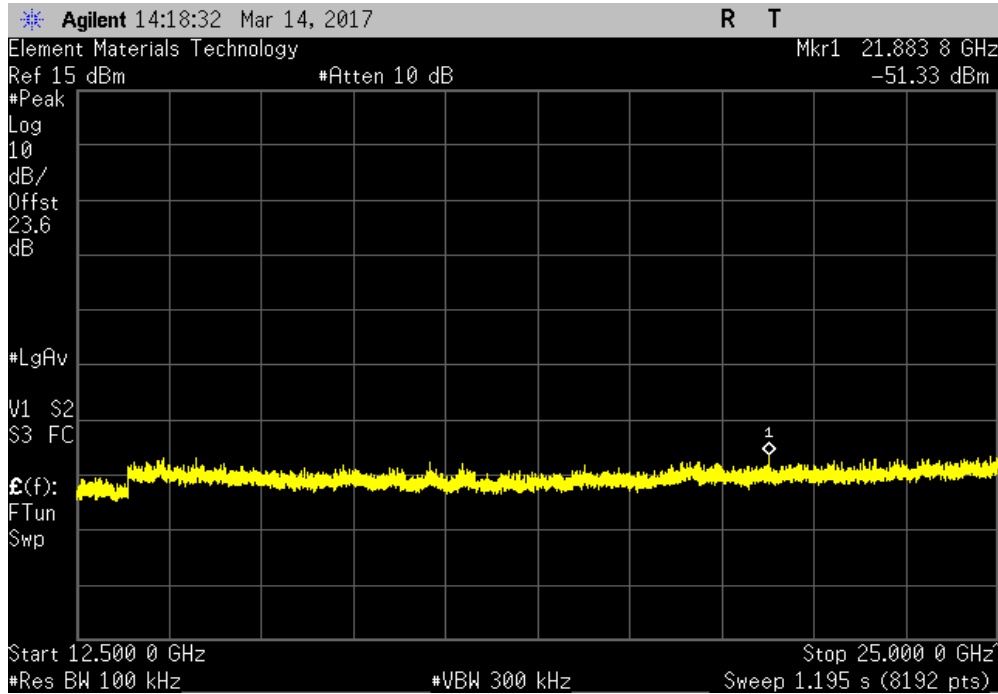


SPURIOUS CONDUCTED EMISSIONS

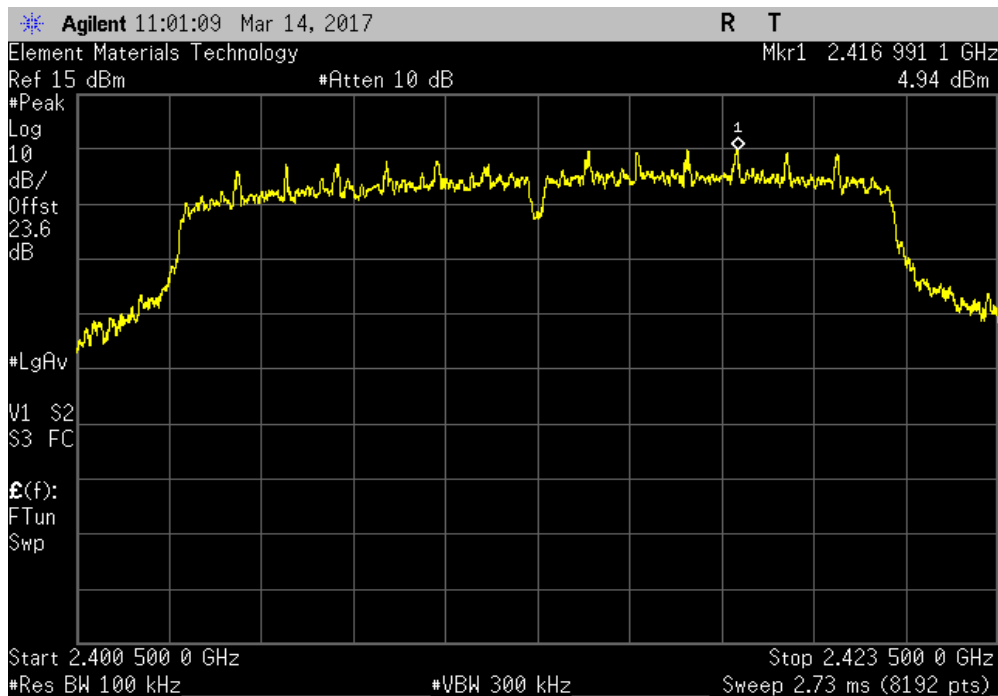


TMTX 2017.01.27 XMI 2017.01.26

2400 MHz - 2483.5 MHz Band, 802.11(g) 54 Mbps, High Channel 11, 2462 MHz				
Frequency Range	Max Value (dBc)	Limit ≤ (dBc)	Result	
12.5 GHz - 25 GHz	-54.80	-30	Pass	



2400 MHz - 2483.5 MHz Band, 802.11(n) MCS0, Low Channel 1, 2412 MHz				
Frequency Range	Max Value (dBc)	Limit ≤ (dBc)	Result	
Fundamental	N/A	N/A	N/A	

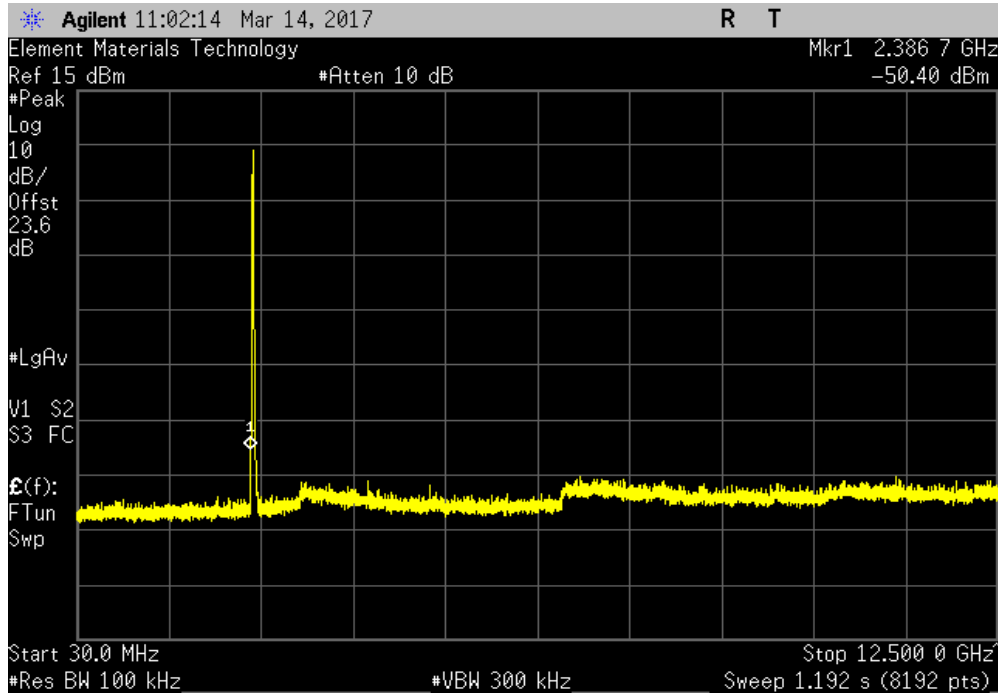


SPURIOUS CONDUCTED EMISSIONS

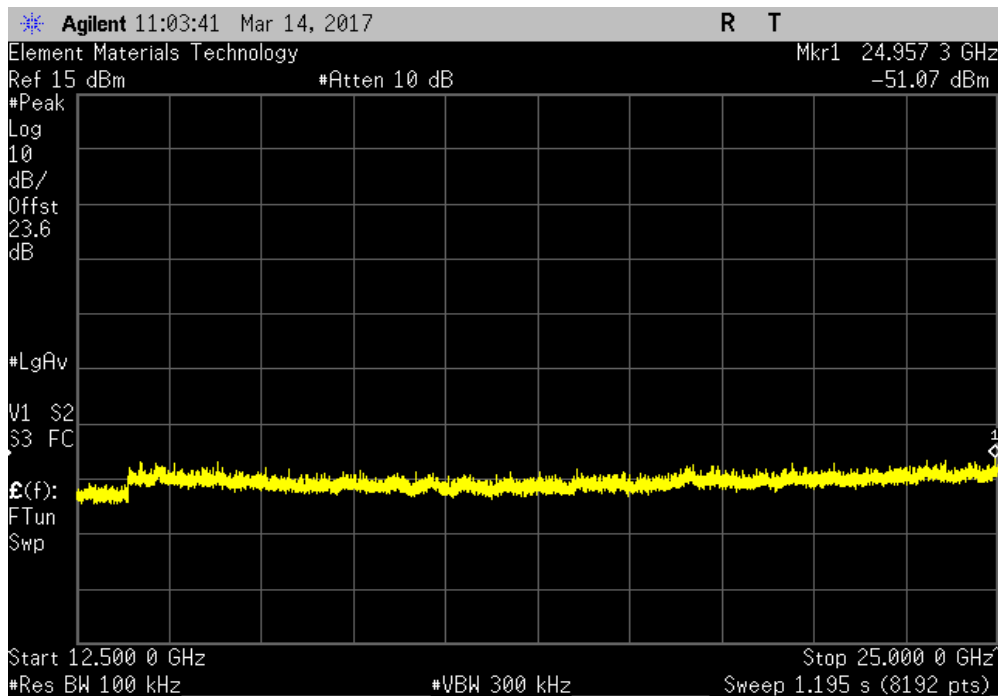


TMTX 2017.01.27 XMI 2017.01.28

2400 MHz - 2483.5 MHz Band, 802.11(n) MCS0, Low Channel 1, 2412 MHz				
Frequency Range	Max Value (dBc)	Limit ≤ (dBc)	Result	
30 MHz - 12.5 GHz	-55.34	-30	Pass	



2400 MHz - 2483.5 MHz Band, 802.11(n) MCS0, Low Channel 1, 2412 MHz				
Frequency Range	Max Value (dBc)	Limit ≤ (dBc)	Result	
12.5 GHz - 25 GHz	-56.01	-30	Pass	

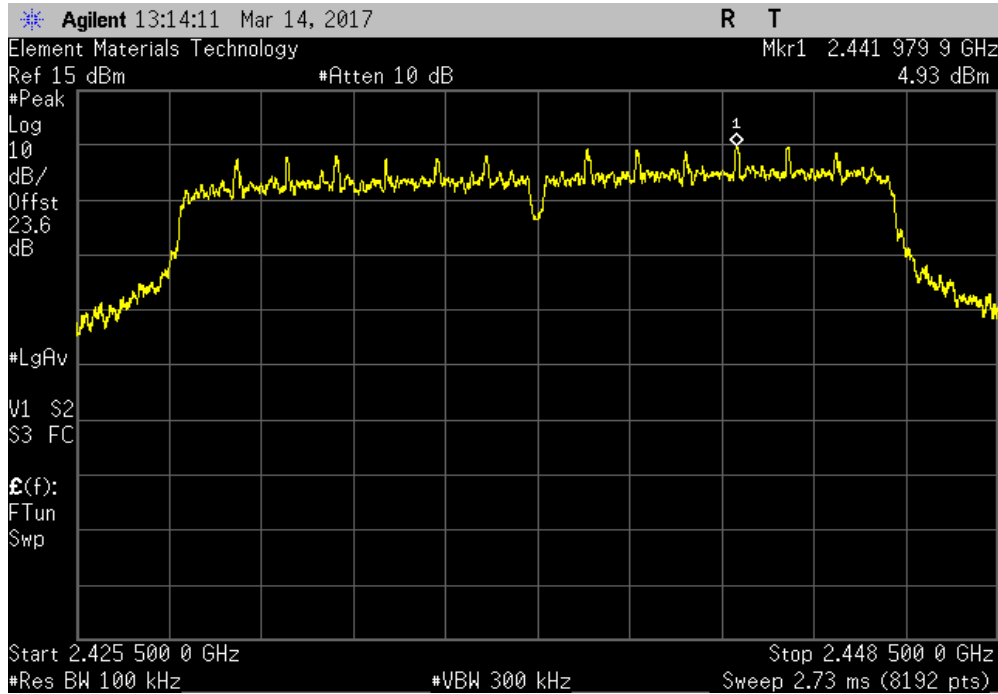


SPURIOUS CONDUCTED EMISSIONS

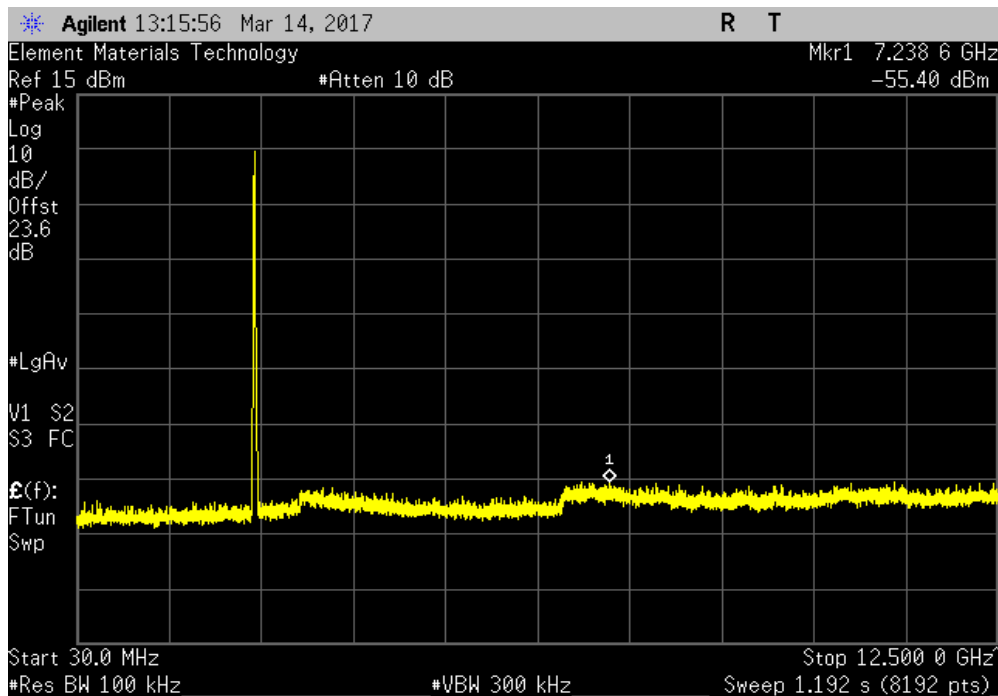


TMTX 2017.01.27 XMI 2017.01.28

2400 MHz - 2483.5 MHz Band, 802.11(n) MCS0, Mid Channel 6, 2437 MHz				
Frequency Range	Max Value (dBc)	Limit ≤ (dBc)	Result	
Fundamental	N/A	N/A	N/A	



2400 MHz - 2483.5 MHz Band, 802.11(n) MCS0, Mid Channel 6, 2437 MHz				
Frequency Range	Max Value (dBc)	Limit ≤ (dBc)	Result	
30 MHz - 12.5 GHz	-60.33	-30	Pass	

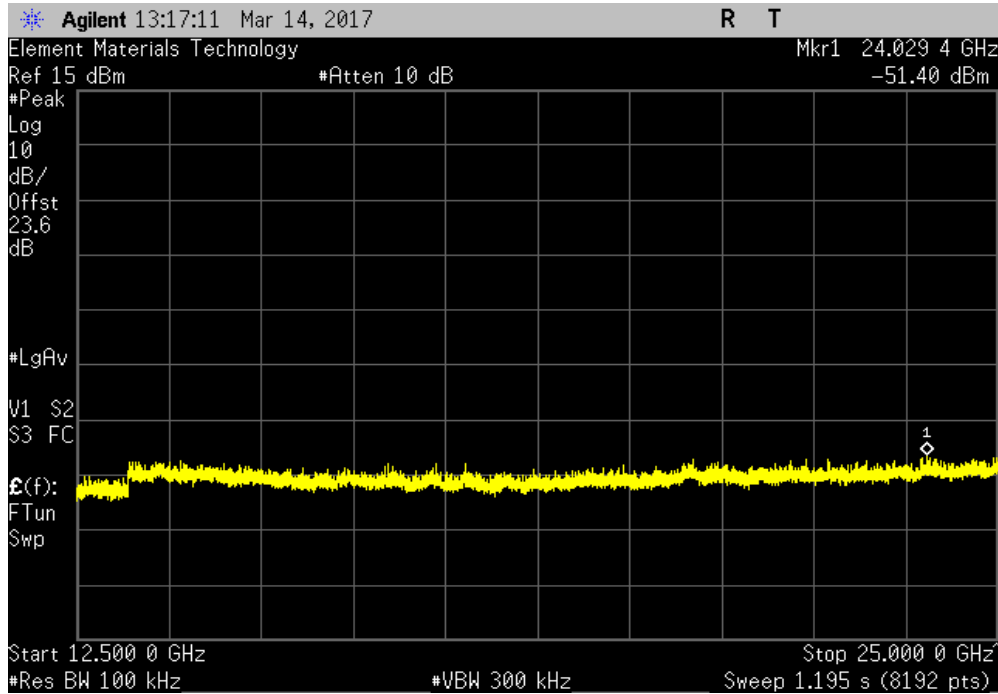


SPURIOUS CONDUCTED EMISSIONS

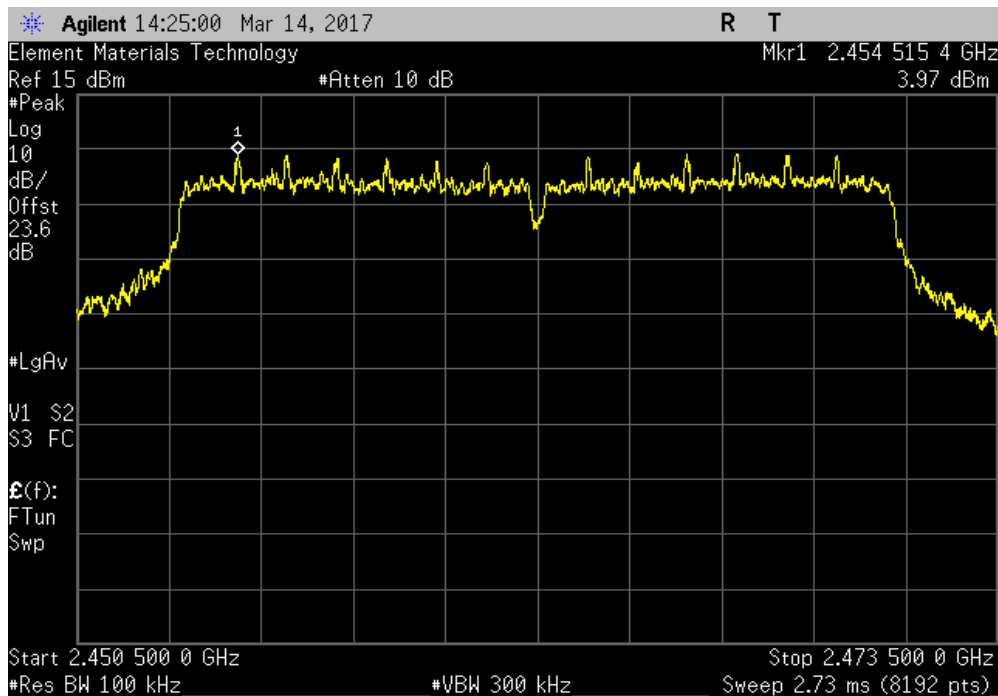


TMTX 2017.01.27 XMI 2017.01.28

2400 MHz - 2483.5 MHz Band, 802.11(n) MCS0, Mid Channel 6, 2437 MHz				
Frequency Range	Max Value (dBc)	Limit ≤ (dBc)	Result	
12.5 GHz - 25 GHz	-56.33	-30	Pass	



2400 MHz - 2483.5 MHz Band, 802.11(n) MCS0, High Channel 11, 2462 MHz				
Frequency Range	Max Value (dBc)	Limit ≤ (dBc)	Result	
Fundamental	N/A	N/A	N/A	

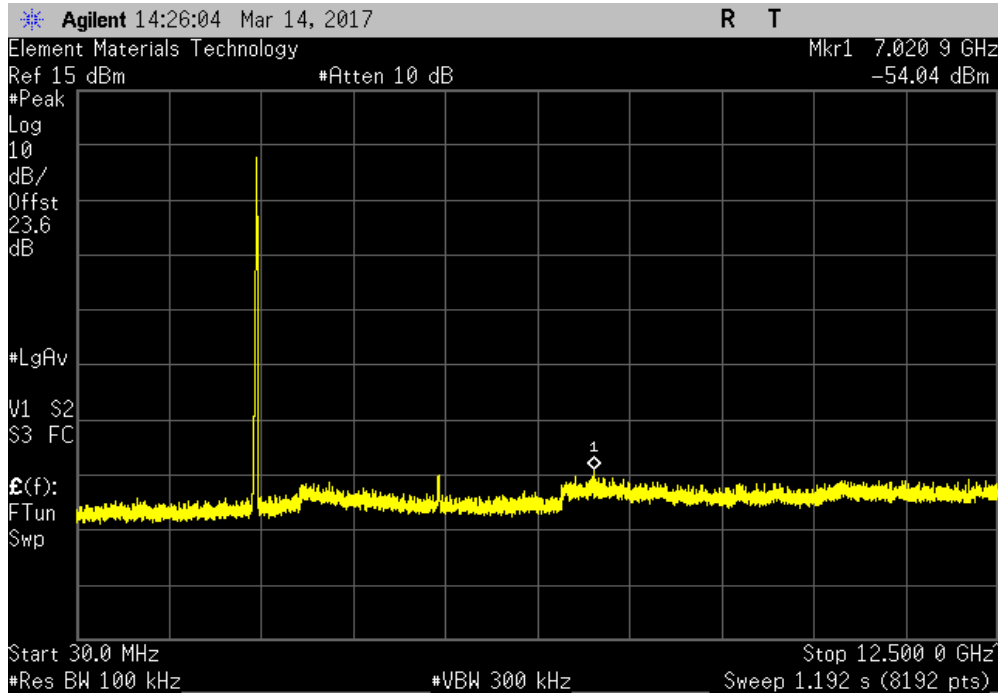


SPURIOUS CONDUCTED EMISSIONS

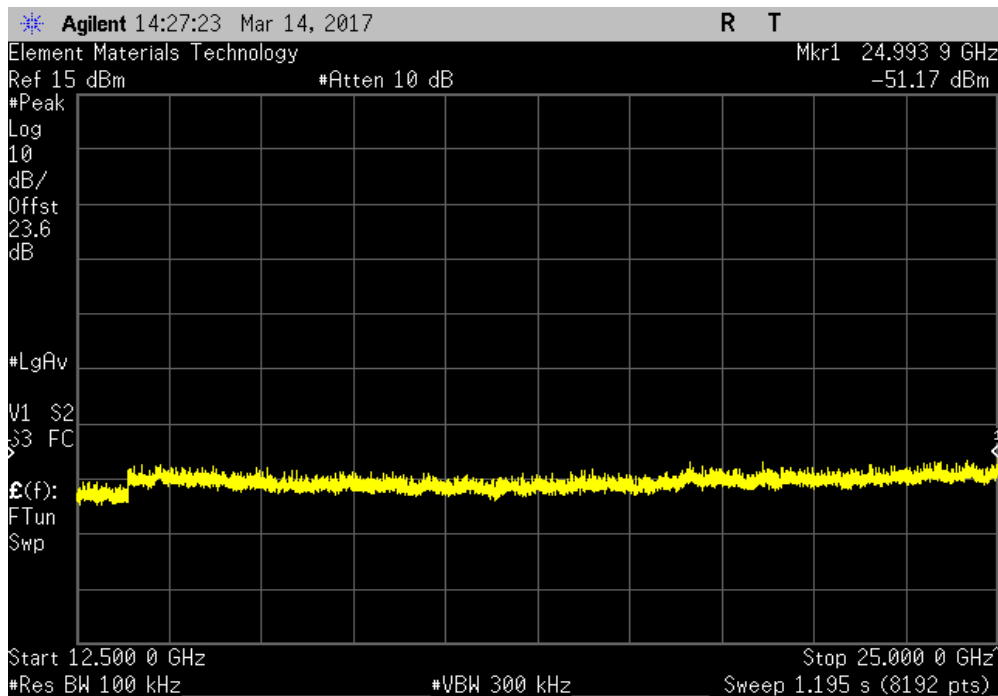


TMTX 2017.01.27 XMI 2017.01.28

2400 MHz - 2483.5 MHz Band, 802.11(n) MCS0, High Channel 11, 2462 MHz				
Frequency Range	Max Value (dBc)	Limit ≤ (dBc)	Result	
30 MHz - 12.5 GHz	-58.01	-30	Pass	



2400 MHz - 2483.5 MHz Band, 802.11(n) MCS0, High Channel 11, 2462 MHz				
Frequency Range	Max Value (dBc)	Limit ≤ (dBc)	Result	
12.5 GHz - 25 GHz	-55.14	-30	Pass	

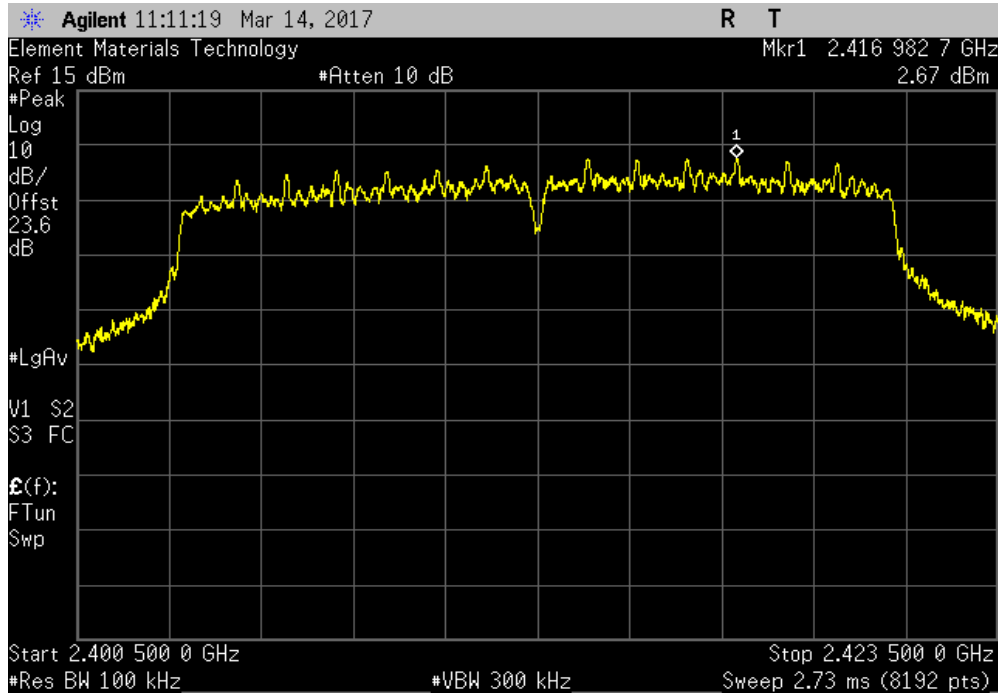


SPURIOUS CONDUCTED EMISSIONS

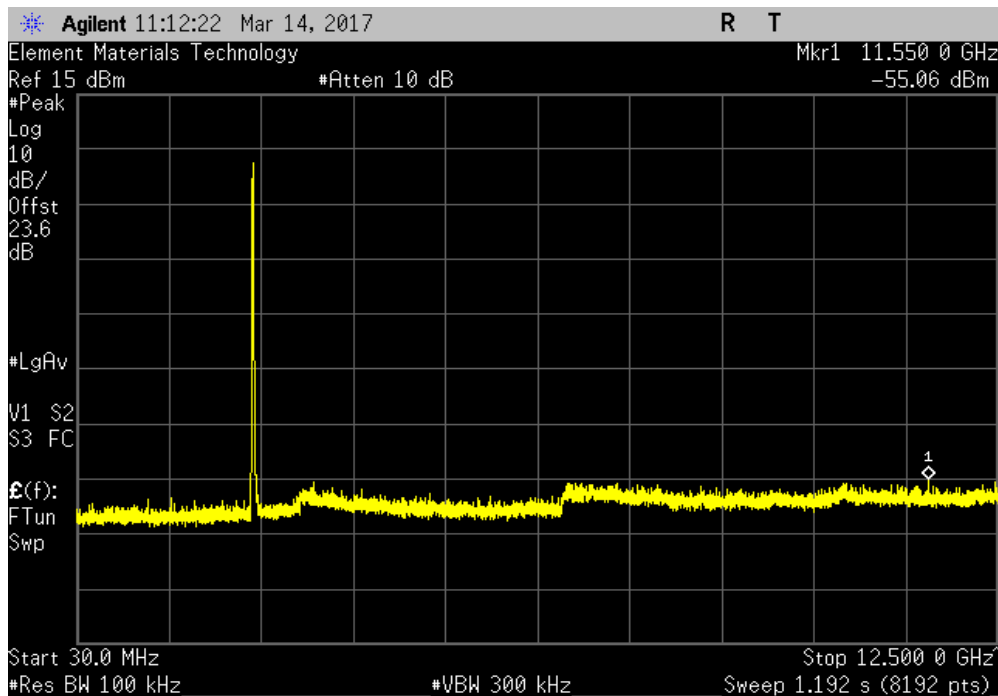


TMTX 2017.01.27 XMI 2017.01.28

2400 MHz - 2483.5 MHz Band, 802.11(n) MCS7, Low Channel 1, 2412 MHz					
Frequency Range		Max Value (dBc)	Limit ≤ (dBc)	Result	
Fundamental		N/A	N/A	N/A	



2400 MHz - 2483.5 MHz Band, 802.11(n) MCS7, Low Channel 1, 2412 MHz					
Frequency Range		Max Value (dBc)	Limit ≤ (dBc)	Result	
30 MHz - 12.5 GHz		-57.73	-30	Pass	

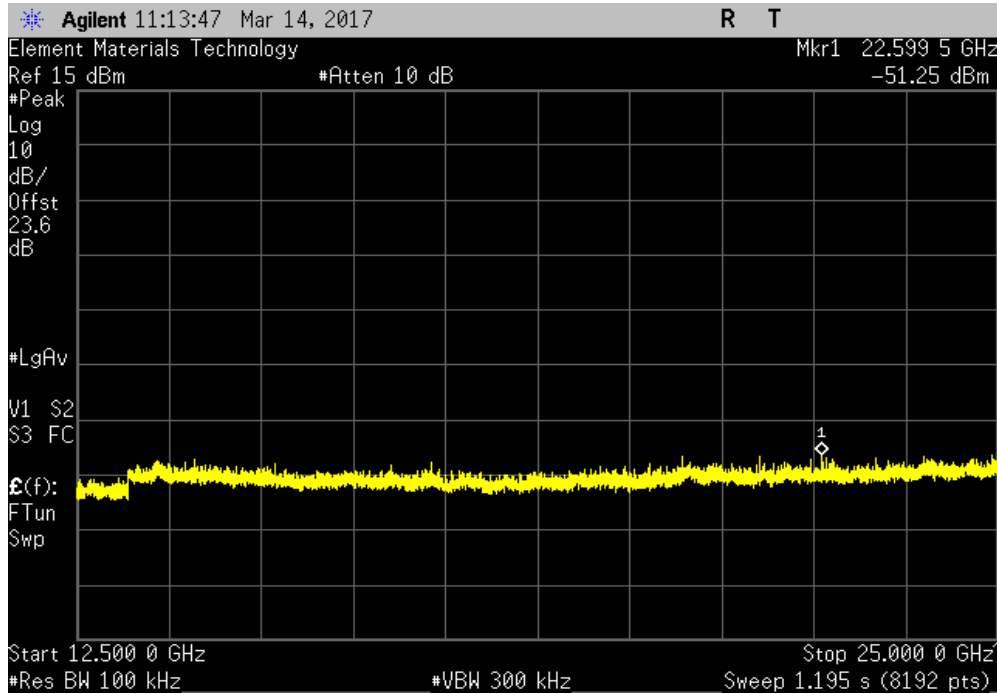


SPURIOUS CONDUCTED EMISSIONS

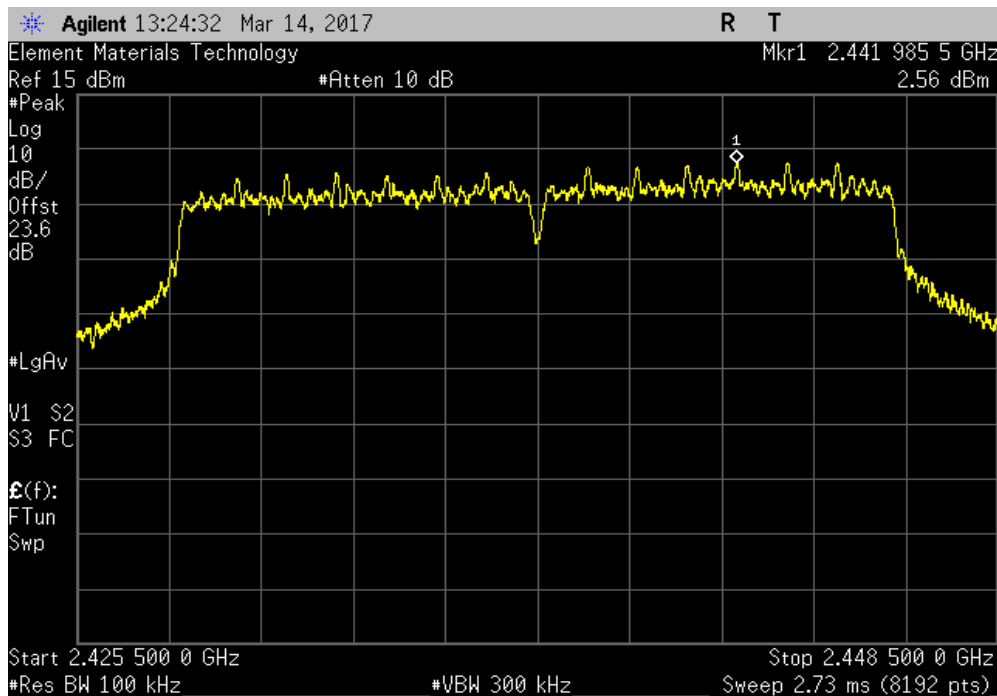


TMTX 2017.01.27 XMI 2017.01.28

2400 MHz - 2483.5 MHz Band, 802.11(n) MCS7, Low Channel 1, 2412 MHz				
Frequency Range	Max Value (dBc)	Limit ≤ (dBc)	Result	
12.5 GHz - 25 GHz	-53.92	-30	Pass	



2400 MHz - 2483.5 MHz Band, 802.11(n) MCS7, Mid Channel 6, 2437 MHz				
Frequency Range	Max Value (dBc)	Limit ≤ (dBc)	Result	
Fundamental	N/A	N/A	N/A	

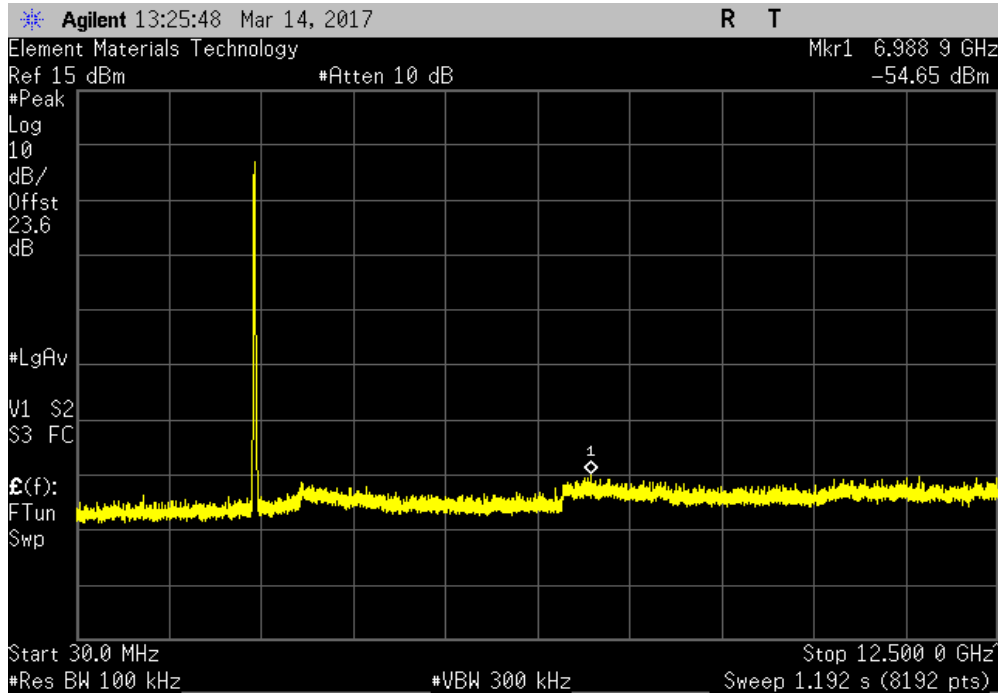


SPURIOUS CONDUCTED EMISSIONS

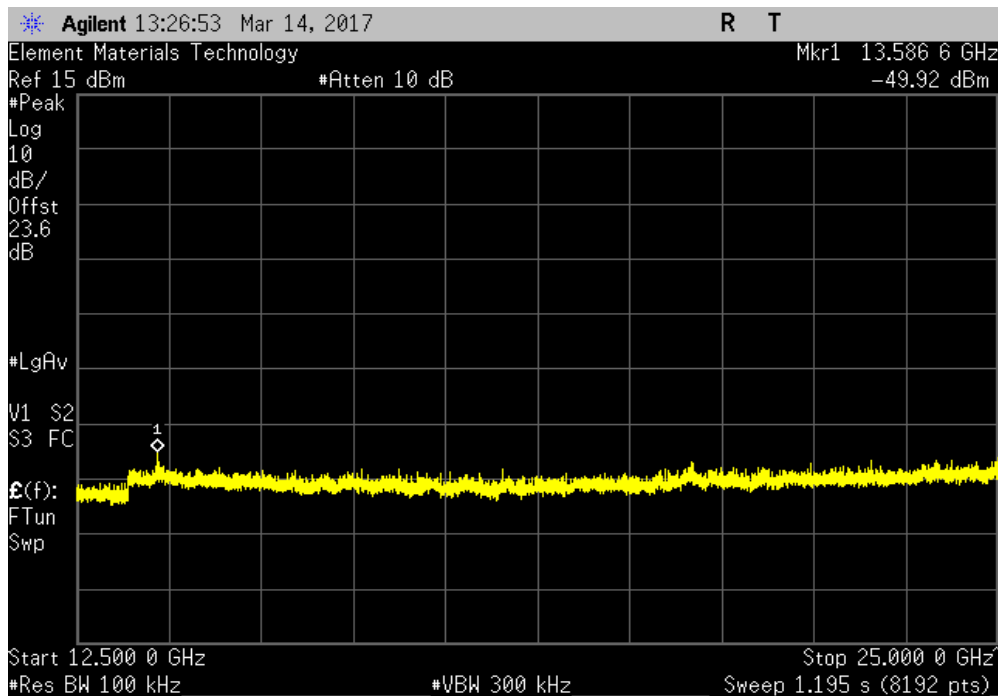


TMTX 2017.01.27 XMI 2017.01.28

2400 MHz - 2483.5 MHz Band, 802.11(n) MCS7, Mid Channel 6, 2437 MHz				
Frequency Range	Max Value (dBc)	Limit ≤ (dBc)	Result	
30 MHz - 12.5 GHz	-57.21	-30	Pass	



2400 MHz - 2483.5 MHz Band, 802.11(n) MCS7, Mid Channel 6, 2437 MHz				
Frequency Range	Max Value (dBc)	Limit ≤ (dBc)	Result	
12.5 GHz - 25 GHz	-52.48	-30	Pass	

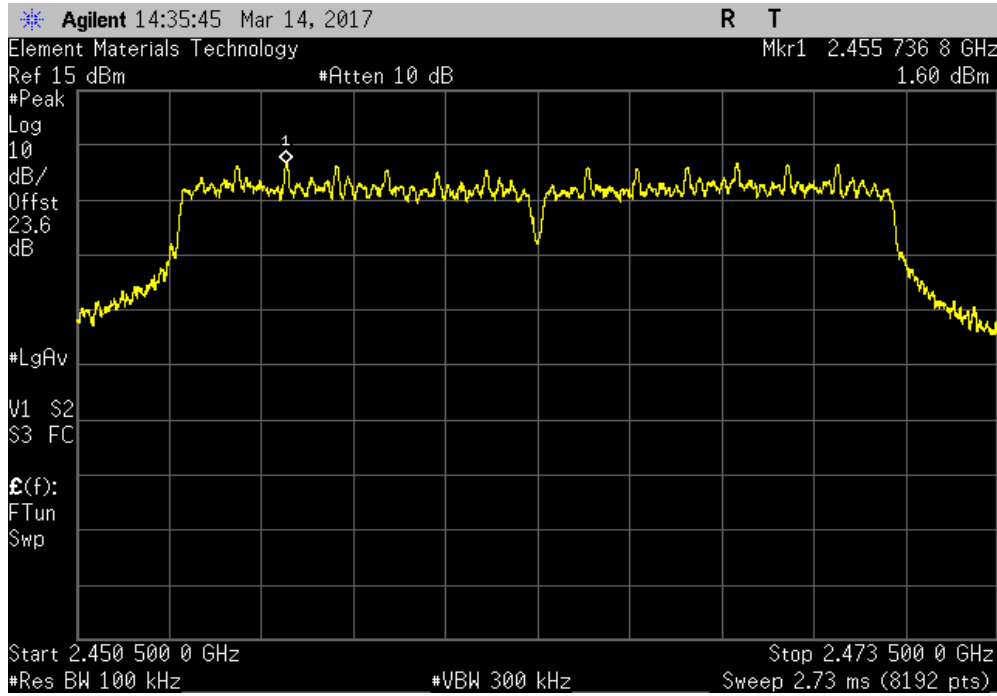


SPURIOUS CONDUCTED EMISSIONS

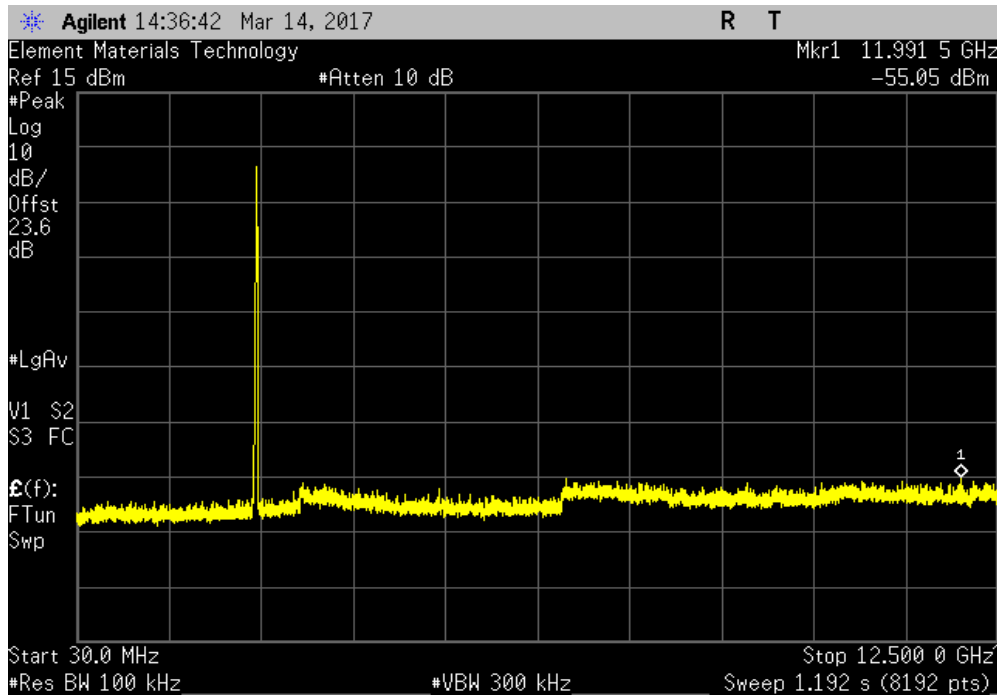


TMTX 2017.01.27 XMI 2017.01.28

2400 MHz - 2483.5 MHz Band, 802.11(n) MCS7, High Channel 11, 2462 MHz					
Frequency Range		Max Value (dBc)	Limit ≤ (dBc)	Result	
Fundamental		N/A	N/A	N/A	



2400 MHz - 2483.5 MHz Band, 802.11(n) MCS7, High Channel 11, 2462 MHz					
Frequency Range		Max Value (dBc)	Limit ≤ (dBc)	Result	
30 MHz - 12.5 GHz		-56.65	-30	Pass	



SPURIOUS CONDUCTED EMISSIONS



TMTX 2017.01.27 XMI 2017.01.28

2400 MHz - 2483.5 MHz Band, 802.11(n) MCS7, High Channel 11, 2462 MHz				
Frequency Range	Max Value (dBc)	Limit ≤ (dBc)	Result	
12.5 GHz - 25 GHz	-52.82	-30	Pass	

