

RF Antenna Cable Assembly

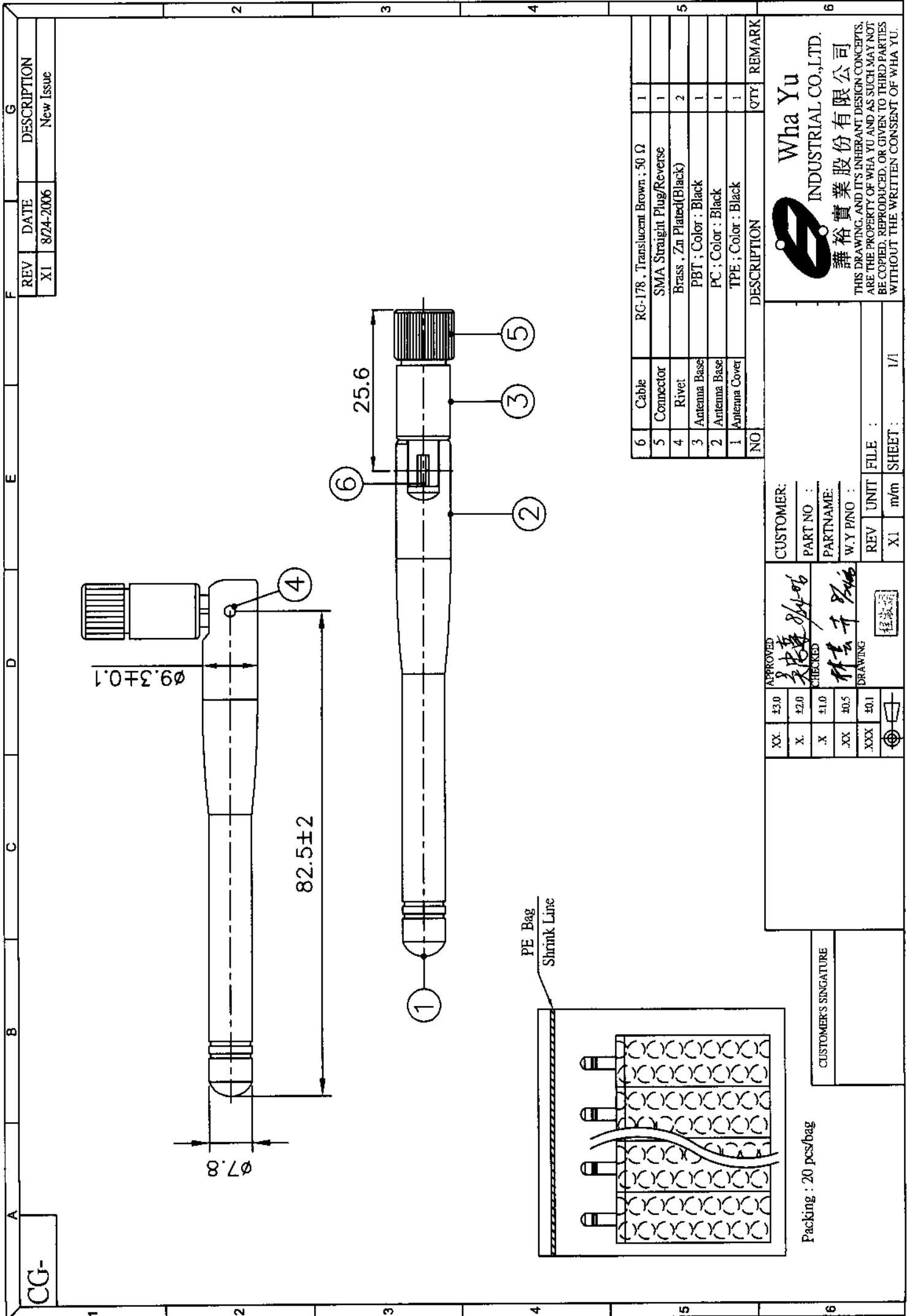
Specification

1. Electrical Properties :

- 1.1 Frequency Range..... 2.4GHz ~ 2.5GHz
- 1.2 Impedance 50Ω Nominal
- 1.3 VSWR 1.92 Max.
- 1.4 Return Loss..... -10 dB Maximum
- 1.5 Radiation Omni-directional
- 1.6 Gain(peak)..... 1.8dBi
- 1.7 Polarization..... Linear Vertical
- 1.8 Admitted Power..... 1W


2. Physical Properties :

- 2.1 Cable..... RG-178 Coaxial Cable
- 2.2 Antenna Cover..... TPE
- 2.3 Antenna Base..... PC
- 2.4 Antenna Base..... PBT
- 2.5 Operating Temp. -20°C ~ +65°C
- 2.6 Storage Temp. -30°C ~ +75°C
- 2.7 Color Black
- 2.8 Connector..... SMA Plug Reverse



REV	DATE	DESCRIPTION
X1	8/24-2006	New Issue

NO	DESCRIPTION	QTY	REMARK
6	Cable	1	RG-178, Translucent Brown, 50 Ω
5	Connector	1	SMA Straight Plug/Reverse
4	Rivet	2	Brass, Zn Plated(Black)
3	Antenna Base	1	PBT; Color: Black
2	Antenna Base	1	PC; Color: Black
1	Antenna Cover	1	TPE; Color: Black


Wha Yu
INDUSTRIAL CO., LTD.
謙裕實業股份有限公司

THIS DRAWING, AND ITS INHERENT DESIGN CONCEPTS, ARE THE PROPERTY OF WHA YU AND AS SUCH MAY NOT BE COPIED, REPRODUCED, OR GIVEN TO THIRD PARTIES WITHOUT THE WRITTEN CONSENT OF WHA YU.

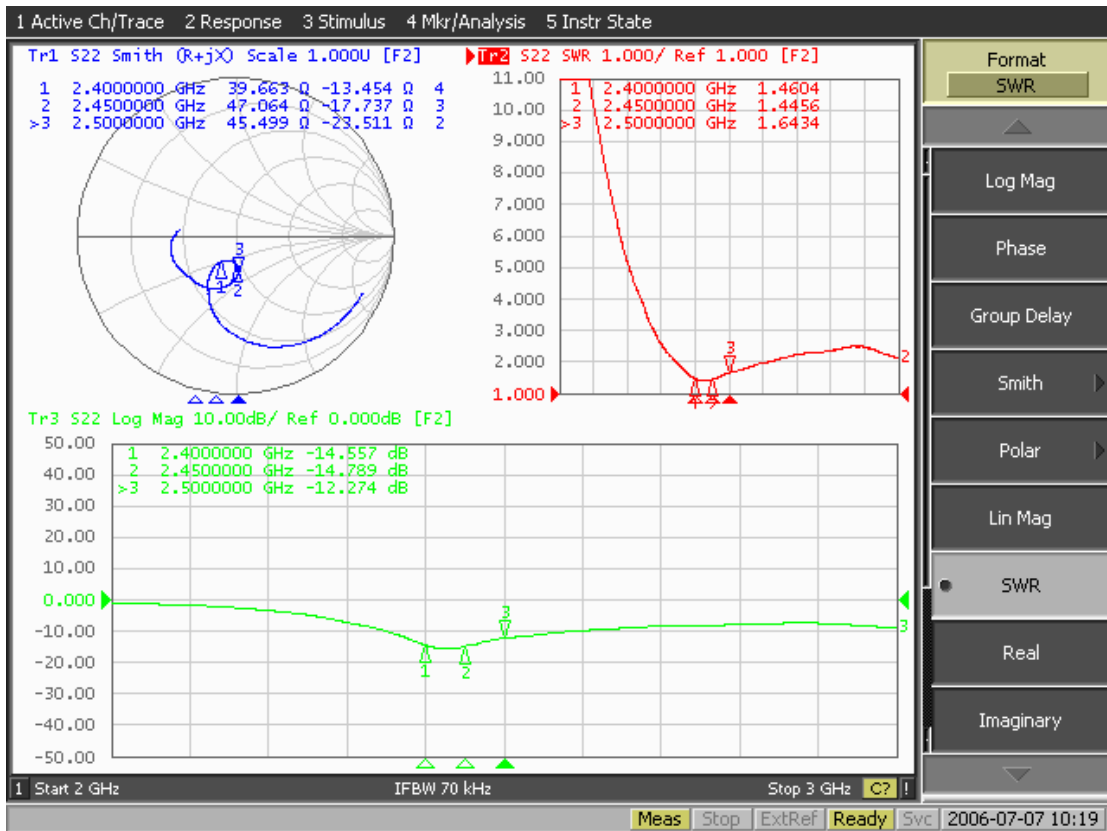
CUSTOMER:	FILE :
PART NO :	SHEET :
PARTNAME:	1/1
W.Y P/NO :	
REV	UNIT
X1	m/m

APPROVED	CHECKED	DRAWING
<i>[Signature]</i>	<i>[Signature]</i>	<i>[Signature]</i>
XX 43.0	X 42.0	.X 41.0
.XX 40.5	.XXX 40.1	

Packing : 20 pcs/bag

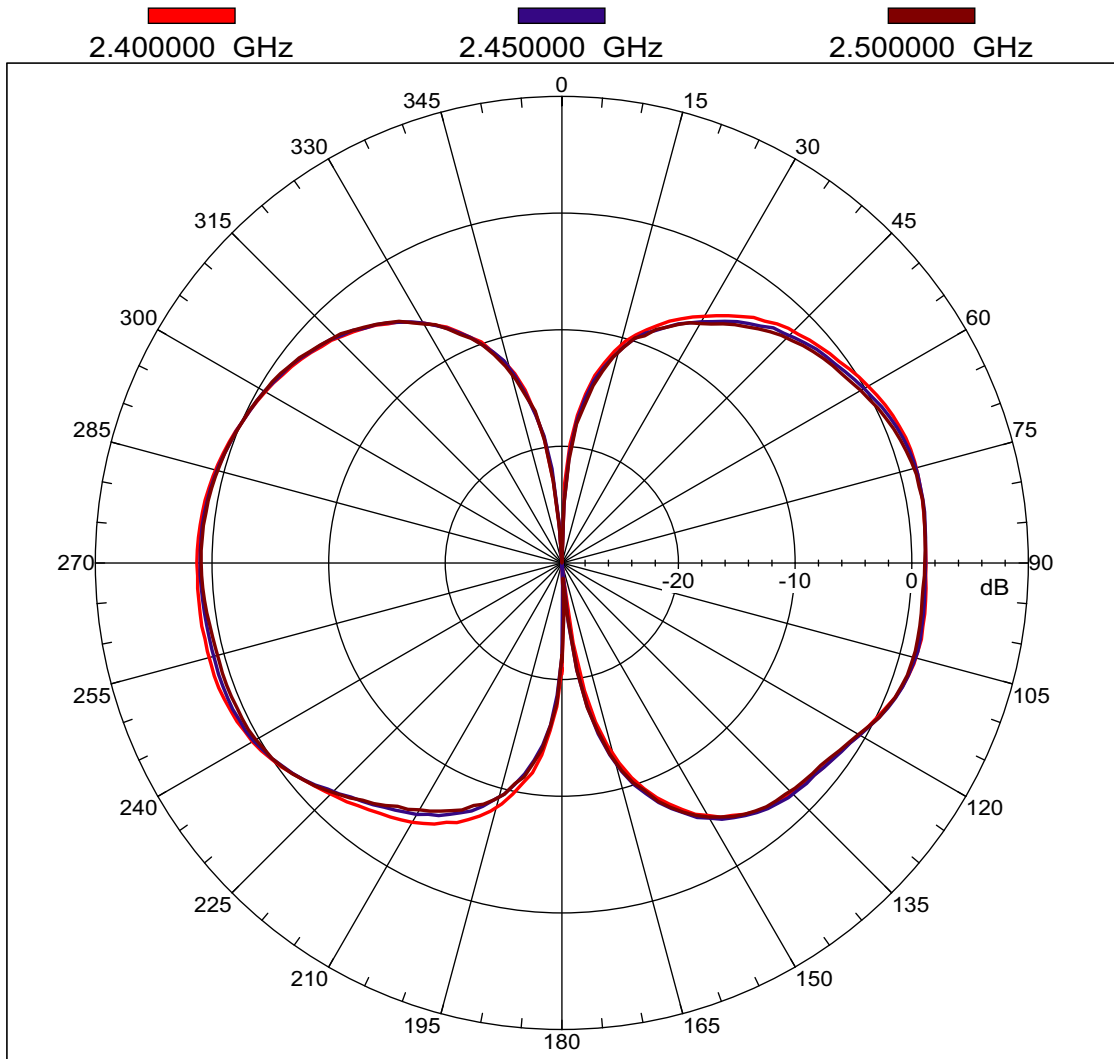
CUSTOMER'S SIGNATURE

RF Antenna Assembly
P/NO :C952-510001-A SPEC : 2.4GHz



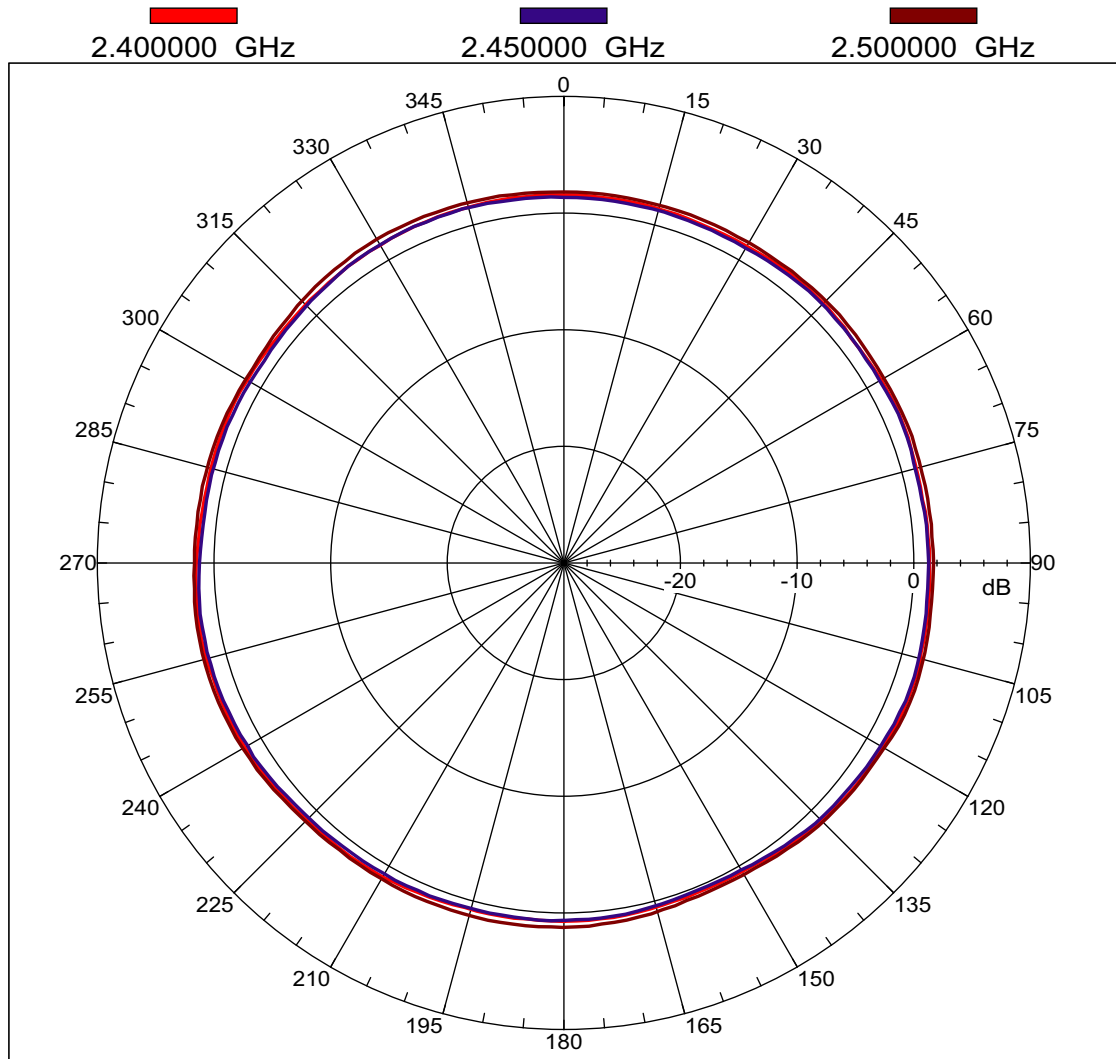
2006/8/24

Far-field amplitude of C952-510001-A-H.nsi



2006/8/24

Far-field amplitude of C952-510001-A-V.nsi



2006/8/24