

## ***Internal Photos of EUT sample***


***Photo 1- Uncovered View of ELPWA02R (Receiver)***




***Photo 2- Uncovered View1 of ELPWA02R (Receiver)***




***Photo 3- Front View of Main Board (Receiver)***



***Photo 4- Back View of Main Board (Receiver)***




**Photo 5- Front View of Receiver RF Board (Receiver)**



不

**Photo 6- Back View of Receiver RF Board (Receiver)**



***Photo 7- Front View of Front Pannel Board (Receiver)***



***Photo 8- Back View of Front Pannel Board (Receiver)***





***Photo 9- Uncovered View of ELPWA01T(Transmitter)***




***Photo 10 - Uncovered View1 of ELPWA01T(Transmitter)***



***Photo 11- Uncovered View2 of ELPWA01T(Transmitter)***



***Photo 12- Front View of Main Board (Receiver)***



***Photo 13- Back View of Main Board (Transmitter)***

