

Measurement Results

No.1-3175/21-01-07_Annex_MR_A1

Test logging

This document is electronically signed and valid without handwritten signature.
For verification of the electronic signatures, the public keys can be requested at the testing laboratory.

Test/s performed:

Michael Dorongovski
Lab Manager
Radio Communications

Table of Content

EUT Information	3
Common2G4 Peak OP 3MHz/3MHz ~ BT LE 1 Msps	4
FCC Part 15.247 TX Spurious Conducted 20dBc ~ BT LE 1 Msps	8
FCC Part 15.247 Bandwidth 99PCT-20dB ~ BT LE 1 Msps	15
FCC Part 15.247 Peak Power Spectral Density DTS ~ BT LE 1 Msps	25
FCC Part 15.247 Bandwidth 6dB DTS ~ BT LE 1 Msps	29
FCC Part 15.247 Maximum Peak Conducted Output Power DTS ~ BT LE 1 Msps	33

EUT Information

EUT DEFINITION	
Manufacturer	ifm electronic GmbH
Type	EIO404
Serial Number	00-02-01-42-DC-98
Setup Number	1.0
Version SW	V0.09
Version FW	NI
Version HW	LL1.0, 80305018
Comment 1	
Comment 2	
Temperature [°C] Min	-25
Temperature [°C] Nom	20
Temperature [°C] Max	60
Voltage [V] Min	18
Voltage [V] Nom	24
Voltage [V] Max	30

Common2G4 Peak OP 3MHz/3MHz ~ BT LE 1 Msps

Test References	
TC Start	07.03.2022 10:36:17
Ambit Temp [°C] Humidity [rel%]	23.0 17
System Version	3.0.4.9
Test Specification	None
Test Method	
TC Version	0.0.1
My Description	Peak Output Power conducted 3MHz/3MHz - BT LE 1 Msps
Add. Information	

EUT Common Settings BT Low Energy	
Intermodulation Value N	3
Image Freq. Low Mid High [MHz]	0 0 0
Power Class	2
1 Mbps supported	True TXpayload 255 RXpayload 255
2 Mbps supported	False TXpayload 255 RXpayload 255
Longrange S8 supported	False TXpayload 255 RXpayload 255
Longrange S2 supported	False TXpayload 255 RXpayload 255
Signaling Settings	WS_USB_RS232 TWO 7 115200 None S1 None On
Signaling RF Settings	RF1com 0 0 On
User Interaction	No
Switch Matrix & Pathcompensation enabled	Yes

Test Parameter	
Technology to test	BT LE 1 Msps
Antenna Port used	1
Temperature	nom
Voltage	nom
Frequency low to test	True Freq [MHz] 2402
Frequency mid to test	True Freq [MHz] 2440
Frequency high to test	True Freq [MHz] 2480
Auto Control enabled Power Supply Climatic Box	No No
Additional Path Loss [dB]	0.7
Switched Path	EUT - SignalingUnit - SpectrumAnalyzer

Test Equipment	
Signal analyzer,Rohde&Schwarz,FSV-30,1321.3008K30/103170,3.60	
Switch matrix,CTCadvanced,RSM-1 NI DAQ,31534892,NI	

Test at TX 2402 MHz

RESULT: Reference Power cond.

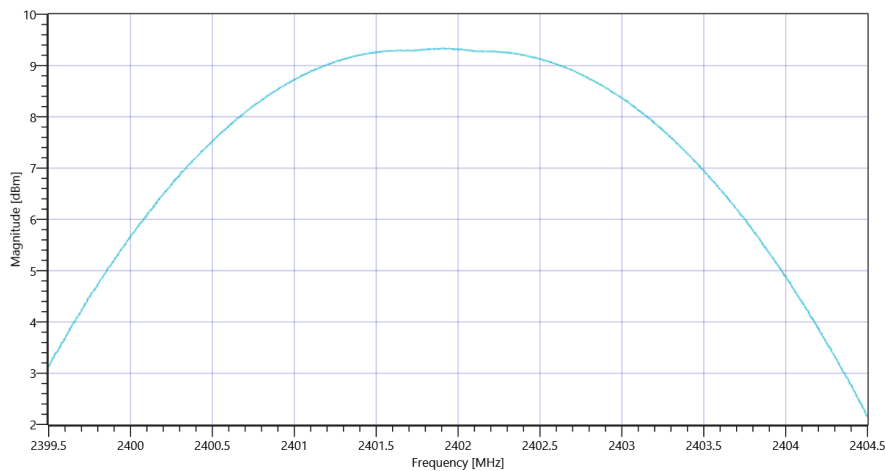
Test Description	Lower Limit	Upper Limit	Measured	Unit	Verdict
Ref. Power 1MHz/1MHz cond.	---	---	9.42	dBm	INFO
Ref. Frequency	---	---	2402.200	MHz	INFO

READ SA SETTINGS:

RefLevel [dBm] RefLevelOffset [dB] InpAtt [dB]	19.42 11.29 25
Start [MHz] Stop [MHz]	2399.500 2404.500
RBW [MHz] VBW [MHz]	3.000000 3.000000
Detector TraceMode	POS MAXH
Sweep: Time [ms] Count Points per Section Type	1000 10 1001 SWE

RESULT

Test Description	Lower Limit	Upper Limit	Measured	Unit	Verdict
Peak Power	---	---	9.34	dBm	INFO
Peak Power	---	---	8.590135	mW	INFO
Frequency at Peak	---	---	2401.91	MHz	INFO



Common2G4 Peak OP 3MHz-3MHz ~ BT LE 1 Msps

Test at TX 2440 MHz

RESULT: Reference Power cond.

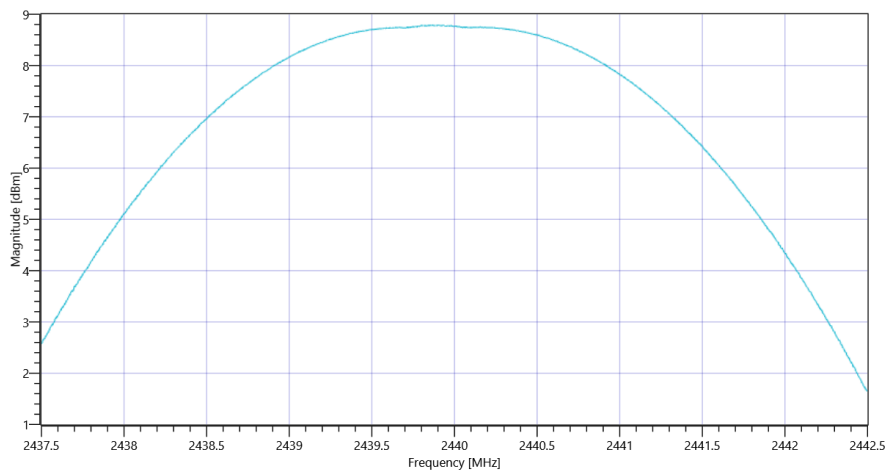
Test Description	Lower Limit	Upper Limit	Measured	Unit	Verdict
Ref. Power 1MHz/1MHz cond.	---	---	8.82	dBm	INFO
Ref. Frequency	---	---	2440.200	MHz	INFO

READ SA SETTINGS:

RefLevel [dBm] RefLevelOffset [dB] InpAtt [dB]	18.82 11.36 25
Start [MHz] Stop [MHz]	2437.500 2442.500
RBW [MHz] VBW [MHz]	3.000000 3.000000
Detector TraceMode	POS MAXH
Sweep: Time [ms] Count Points per Section Type	1000 10 1001 SWE

RESULT

Test Description	Lower Limit	Upper Limit	Measured	Unit	Verdict
Peak Power	---	---	8.79	dBm	INFO
Peak Power	---	---	7.568329	mW	INFO
Frequency at Peak	---	---	2439.905	MHz	INFO



Common2G4 Peak OP 3MHz-3MHz ~ BT LE 1 Msps

Test at TX 2480 MHz

RESULT: Reference Power cond.

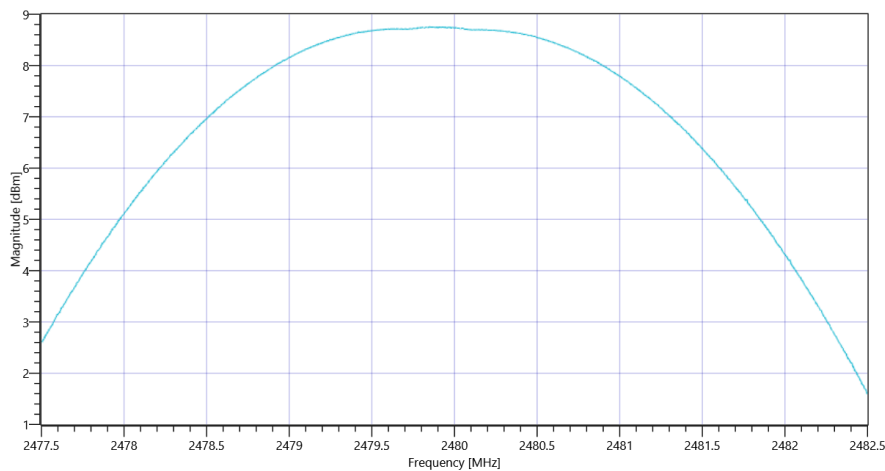
Test Description	Lower Limit	Upper Limit	Measured	Unit	Verdict
Ref. Power 1MHz/1MHz cond.	---	---	8.74	dBm	INFO
Ref. Frequency	---	---	2480.200	MHz	INFO

READ SA SETTINGS:

RefLevel [dBm] RefLevelOffset [dB] InpAtt [dB]	18.74 11.41 25
Start [MHz] Stop [MHz]	2477.500 2482.500
RBW [MHz] VBW [MHz]	3.000000 3.000000
Detector TraceMode	POS MAXH
Sweep: Time [ms] Count Points per Section Type	1000 10 1001 SWE

RESULT

Test Description	Lower Limit	Upper Limit	Measured	Unit	Verdict
Peak Power	---	---	8.75	dBm	INFO
Peak Power	---	---	7.498942	mW	INFO
Frequency at Peak	---	---	2479.845	MHz	INFO



Common2G4 Peak OP 3MHz-3MHz ~ BT LE 1 Msps

General verdict

PASS

FCC Part 15.247 TX Spurious Conducted 20dBc ~ BT LE 1 Msps

Test References	
TC Start	09.03.2022 12:52:04
Ambit Temp [°C] Humidity [rel%]	23.3 18
System Version	3.0.4.9
Test Specification	FCC Part 15.247
Test Method	IF DTS then 8.5 DTS emissions in non-restricted frequency bands: Subclause 11.11 of ANSI C63.10 is applicable.
TC Version	0.0.1
My Description	FCC 15.247 TX Emissions Conducted DTS - BT LE 1 Msps
Add. Information	

EUT Common Settings BT Low Energy	
Intermodulation Value N	3
Image Freq. Low Mid High [MHz]	0 0 0
Power Class	2
1 Mbps supported	True TXpayload 255 RXpayload 255
2 Mbps supported	False TXpayload 255 RXpayload 255
Longrange S8 supported	False TXpayload 255 RXpayload 255
Longrange S2 supported	False TXpayload 255 RXpayload 255
Signaling Settings	WS_USB_RS232 TWO 7 115200 None S1 None Off
Signaling RF Settings	RF1com 0 0 On
User Interaction	No
Switch Matrix & Pathcompensation enabled	Yes

Test Parameter	
Technology to test	BT LE 1 Msps
Antenna Port used	1
Temperature	nom
Voltage	nom
Frequency low to test	True Freq [MHz] 2402
Frequency mid to test	True Freq [MHz] 2440
Frequency high to test	True Freq [MHz] 2480
Auto Control enabled Power Supply Climatic Box	No No
Additional Path Loss [dB]	0.7
Switched Path	EUT - SignalingUnit - SpectrumAnalyzer

Test Equipment	
Signal analyzer,Rohde&Schwarz,FSV-30,1321.3008K30/103170,3.60	
Switch matrix,CTCadvanced,RSM-1 NI DAQ,31534892,NI	

Test at TX 2402 MHz

RESULT: Reference Power cond.

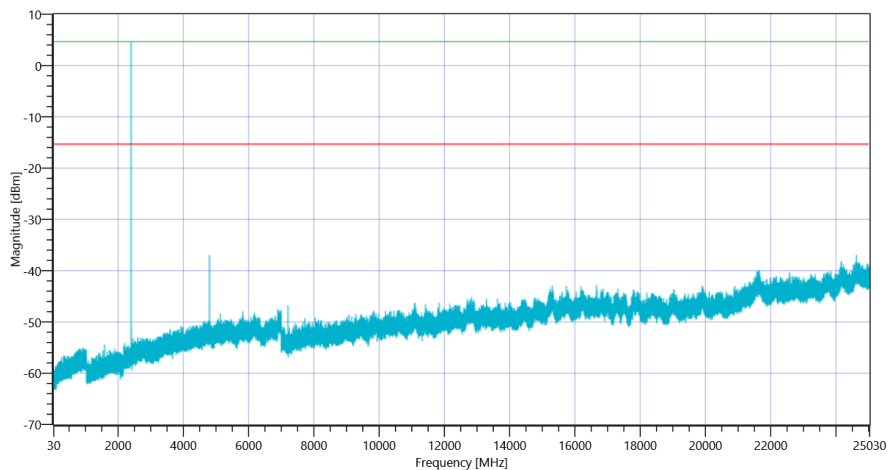
Test Description	Lower Limit	Upper Limit	Measured	Unit	Verdict
Ref. Power 1MHz/1MHz cond.	---	---	4.93	dBm	INFO
Ref. Frequency	---	---	2402.200	MHz	INFO

READ SA SETTINGS:

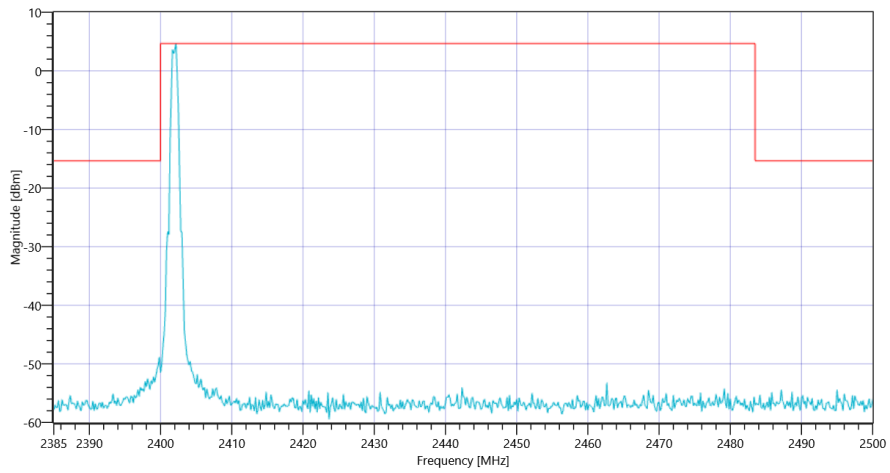
RefLevel [dBm] RefLevelOffset [dB] InpAtt [dB]	4.93 0 20
Start [MHz] Stop [MHz]	24530.000 25030.000
RBW [MHz] VBW [MHz]	0.100000 0.300000
Detector TraceMode	POS MAXH
Sweep: Time [ms] Count Points per Section Type	200 25 3001 SWE

RESULT

Test Description	Lower Limit	Upper Limit	Measured	Unit	Verdict
Reference @ 2402.17 MHz	---	---	4.66	dBm	INFO
No peaks detected	---	---			PASS
Lowest margin to limit 24624.333 MHz	0	---	21.63	dB	INFO



FCC Part 15.247 TX Spurious Conducted 20dBc ~ BT LE 1 MspS 2402



FCC Part 15.247 TX Spurious Conducted 20dBc ~ BT LE 1 Msps 2402

Test at TX 2440 MHz

RESULT: Reference Power cond.

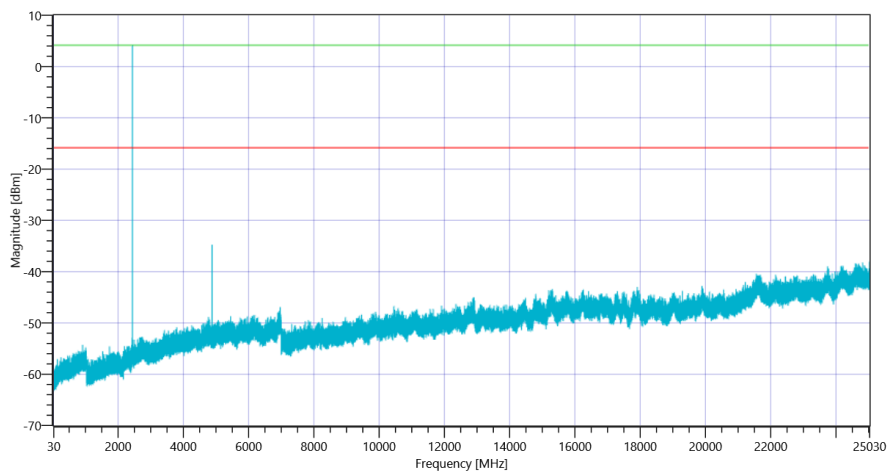
Test Description	Lower Limit	Upper Limit	Measured	Unit	Verdict
Ref. Power 1MHz/1MHz cond.	---	---	4.35	dBm	INFO
Ref. Frequency	---	---	2440.200	MHz	INFO

READ SA SETTINGS:

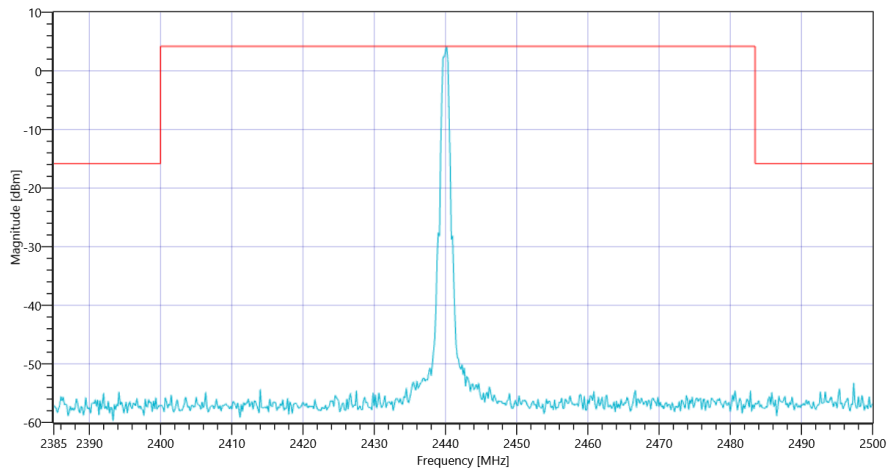
RefLevel [dBm] RefLevelOffset [dB] InpAtt [dB]	4.35 0 20
Start [MHz] Stop [MHz]	24530.000 25030.000
RBW [MHz] VBW [MHz]	0.100000 0.300000
Detector TraceMode	POS MAXH
Sweep: Time [ms] Count Points per Section Type	200 25 3001 SWE

RESULT

Test Description	Lower Limit	Upper Limit	Measured	Unit	Verdict
Reference @ 2440.17 MHz	---	---	4.18	dBm	INFO
No peaks detected	---	---			PASS
Lowest margin to limit 4880.333 MHz	0	---	18.94	dB	INFO



FCC Part 15.247 TX Spurious Conducted 20dBc ~ BT LE 1 Msps 2440



FCC Part 15.247 TX Spurious Conducted 20dBc ~ BT LE 1 Msps 2440

Test at TX 2480 MHz

RESULT: Reference Power cond.

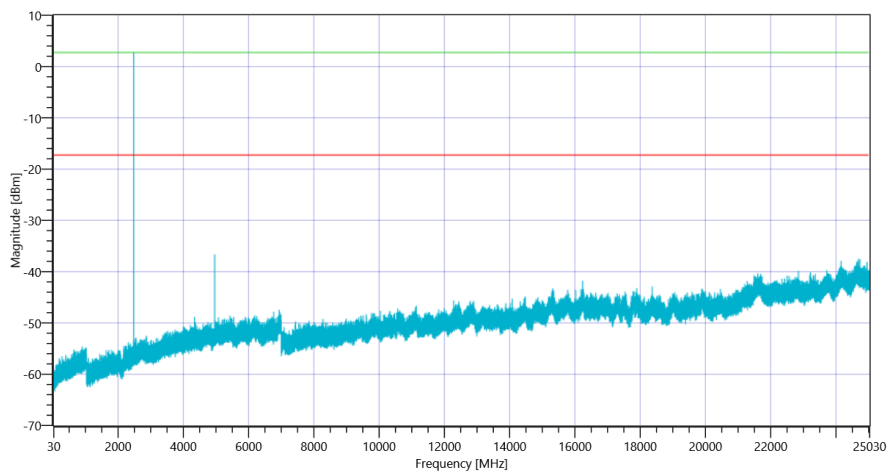
Test Description	Lower Limit	Upper Limit	Measured	Unit	Verdict
Ref. Power 1MHz/1MHz cond.	---	---	4.29	dBm	INFO
Ref. Frequency	---	---	2480.200	MHz	INFO

READ SA SETTINGS:

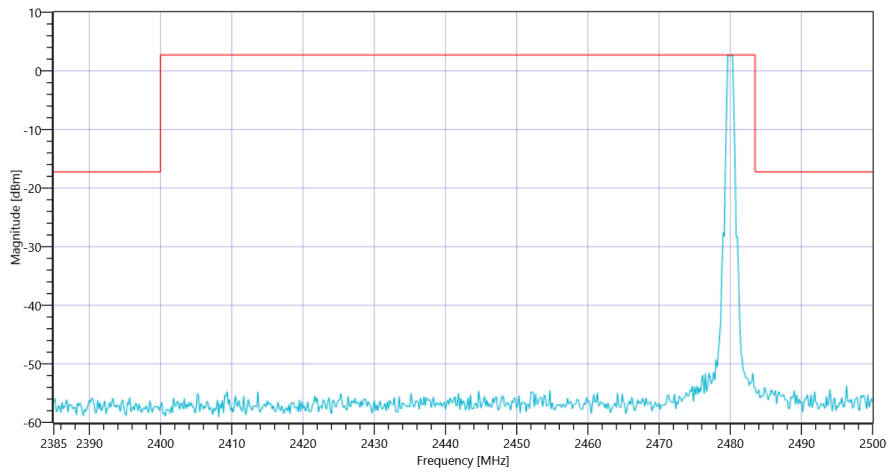
RefLevel [dBm] RefLevelOffset [dB] InpAtt [dB]	4.29 0 20
Start [MHz] Stop [MHz]	24530.000 25030.000
RBW [MHz] VBW [MHz]	0.100000 0.300000
Detector TraceMode	POS MAXH
Sweep: Time [ms] Count Points per Section Type	200 25 3001 SWE

RESULT

Test Description	Lower Limit	Upper Limit	Measured	Unit	Verdict
Reference @ 2480.00 MHz	---	---	2.74	dBm	INFO
No peaks detected	---	---			PASS
Lowest margin to limit 4959.333 MHz	0	---	19.4	dB	INFO



FCC Part 15.247 TX Spurious Conducted 20dBc ~ BT LE 1 Msps 2480



FCC Part 15.247 TX Spurious Conducted 20dBc ~ BT LE 1 Msps 2480

General verdict

PASS

FCC Part 15.247 Bandwidth 99PCT-20dB ~ BT LE 1 Msps

Test References	
TC Start	09.03.2022 12:49:18
Ambit Temp [°C] Humidity [rel%]	23.3 18
System Version	3.0.4.9
Test Specification	FCC Part 15.247
Test Method	
TC Version	0.0.2
My Description	FCC 15.247 Bandwidth 99PCT-20dB DTS - BT LE 1 Msps
Add. Information	

EUT Common Settings BT Low Energy	
Intermodulation Value N	3
Image Freq. Low Mid High [MHz]	0 0 0
Power Class	2
1 Mbps supported	True TXpayload 255 RXpayload 255
2 Mbps supported	False TXpayload 255 RXpayload 255
Longrange S8 supported	False TXpayload 255 RXpayload 255
Longrange S2 supported	False TXpayload 255 RXpayload 255
Signaling Settings	WS_USB_RS232 TWO 7 115200 None S1 None Off
Signaling RF Settings	RF1com 0 0 On
User Interaction	No
Switch Matrix & Pathcompensation enabled	Yes

Test Parameter	
Technology to test	BT LE 1 Msps
Antenna Port used	1
Temperature	nom
Voltage	nom
Frequency low to test	True Freq [MHz] 2402
Frequency mid to test	True Freq [MHz] 2440
Frequency high to test	True Freq [MHz] 2480
Auto Control enabled Power Supply Climatic Box	No No
Additional Path Loss [dB]	0.7
Switched Path	EUT - SignalingUnit - SpectrumAnalyzer

Test Equipment	
Signal analyzer,Rohde&Schwarz,FSV-30,1321.3008K30/103170,3.60	
Switch matrix,CTCadvanced,RSM-1 NI DAQ,31534892,NI	

Test at TX 2402 MHz

RESULT: Reference Power cond.

Test Description	Lower Limit	Upper Limit	Measured	Unit	Verdict
Ref. Power 1MHz/1MHz cond.	---	---	4.89	dBm	INFO
Ref. Frequency	---	---	2402.200	MHz	INFO

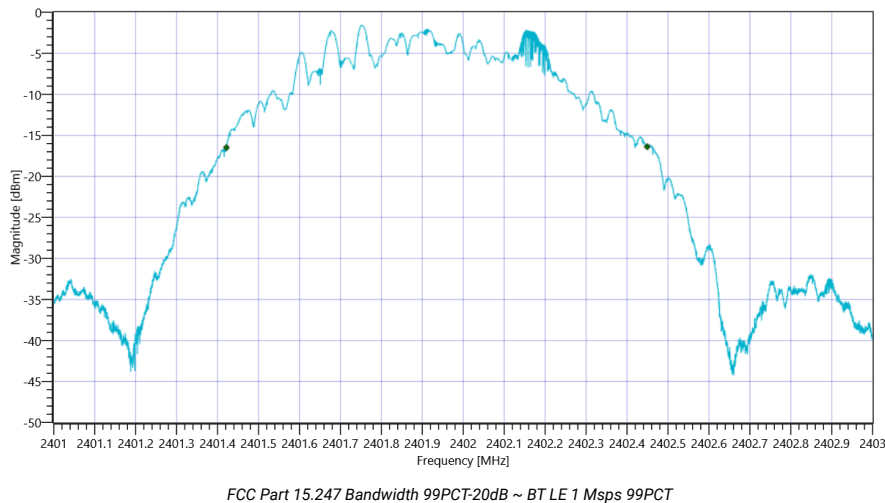
READ SA SETTINGS:

RefLevel [dBm] RefLevelOffset [dB] InpAtt [dB]	9.89 11.29 15
Start [MHz] Stop [MHz]	2401.000 2403.000
RBW [MHz] VBW [MHz]	0.020000 0.100000
Detector TraceMode	POS MAXH
Sweep: Time [ms] Count Points per Section Type	50 200 10001 SWE

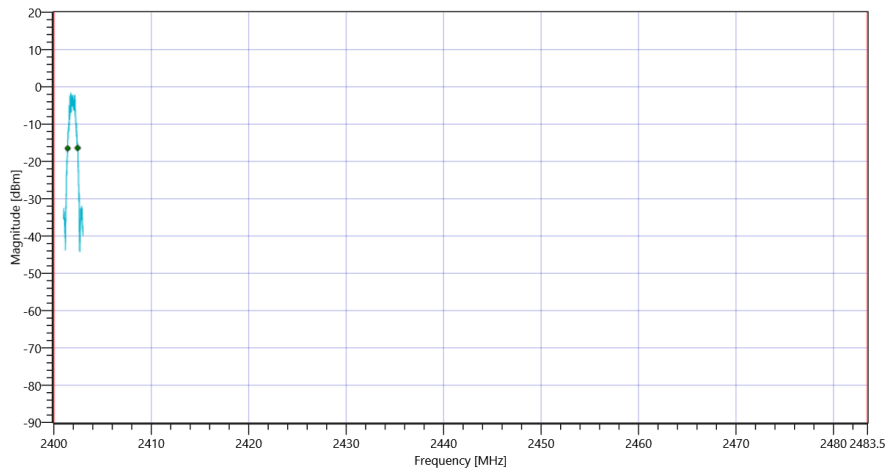
RESULT

Test Description	Lower Limit	Upper Limit	Measured	Unit	Verdict
Bandwidth 99%	---	---	1027.697	kHz	INFO
T1 99%	2400.000000	---	2401.4215	MHz	PASS
T2 99%	---	2483.500000	2402.4492	MHz	PASS

Plot: Bandwidth only



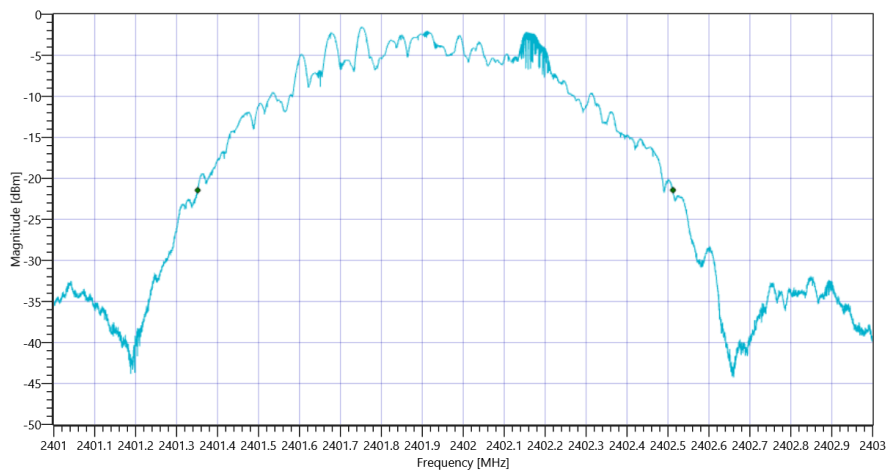
Plot: Bandwidth within Band



FCC Part 15.247 Bandwidth 99PCT-20dB ~ BT LE 1 Msp

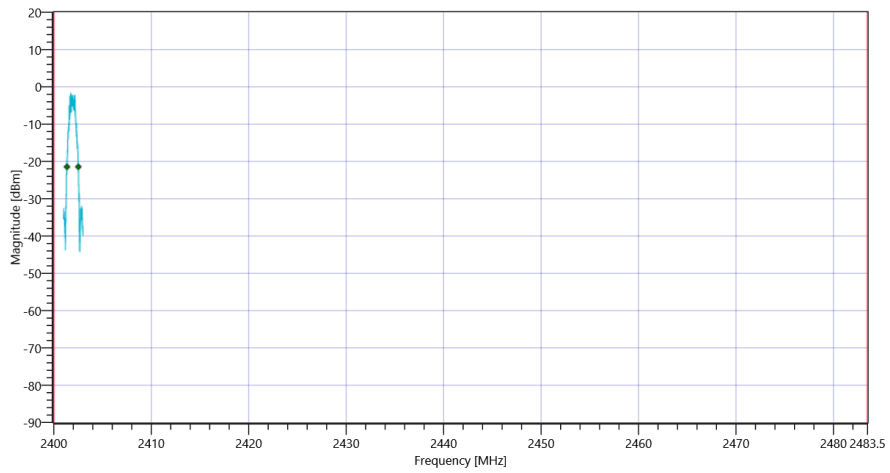
RESULT					
Test Description	Lower Limit	Upper Limit	Measured	Unit	Verdict
Bandwidth 20dB	---	---	1161	kHz	INFO
T1 20dB	2400.000000	---	2401.3514	MHz	PASS
T2 20dB	---	2483.500000	2402.5122	MHz	PASS

Plot: Bandwidth only



FCC Part 15.247 Bandwidth 99PCT-20dB ~ BT LE 1 Msp 20dB

Plot: Bandwidth within Band



FCC Part 15.247 Bandwidth 99PCT-20dB ~ BT LE 1 Msps

Test at TX 2440 MHz

RESULT: Reference Power cond.

Test Description	Lower Limit	Upper Limit	Measured	Unit	Verdict
Ref. Power 1MHz/1MHz cond.	---	---	4.35	dBm	INFO
Ref. Frequency	---	---	2440.200	MHz	INFO

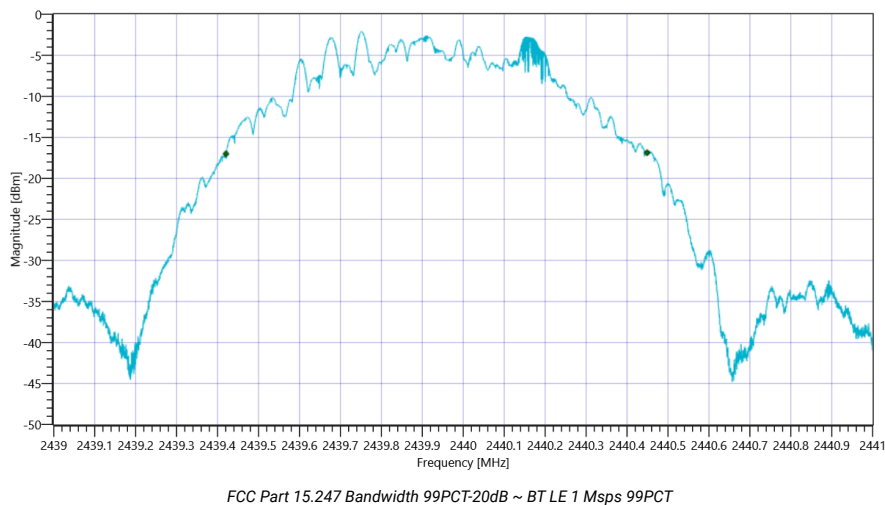
READ SA SETTINGS:

RefLevel [dBm] RefLevelOffset [dB] InpAtt [dB]	9.35 11.36 15
Start [MHz] Stop [MHz]	2439.000 2441.000
RBW [MHz] VBW [MHz]	0.020000 0.100000
Detector TraceMode	POS MAXH
Sweep: Time [ms] Count Points per Section Type	50 200 10001 SWE

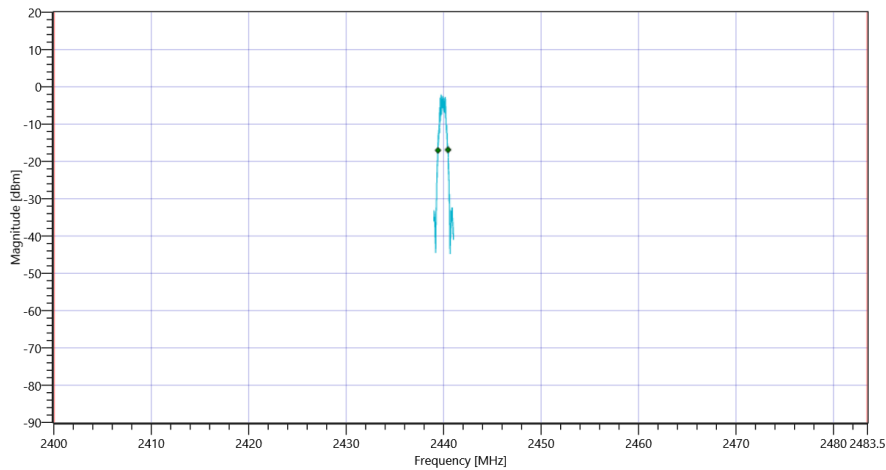
RESULT

Test Description	Lower Limit	Upper Limit	Measured	Unit	Verdict
Bandwidth 99%	---	---	1028.497	kHz	INFO
T1 99%	2400.000000	---	2439.4205	MHz	PASS
T2 99%	---	2483.500000	2440.4490	MHz	PASS

Plot: Bandwidth only



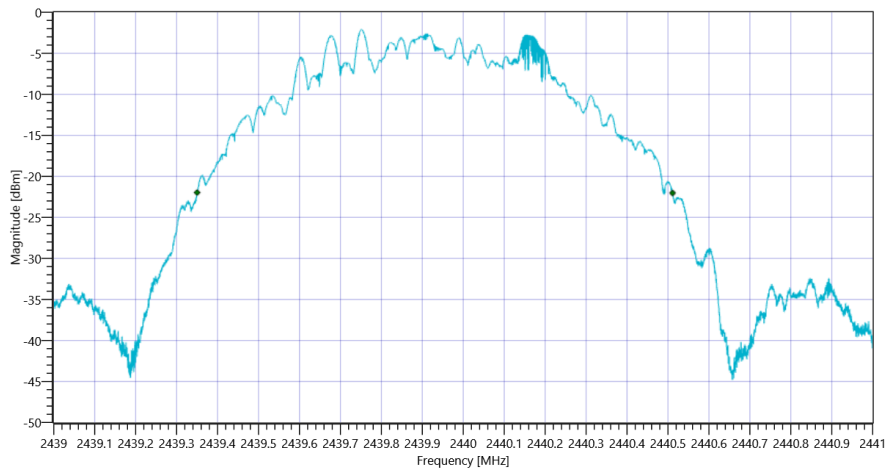
Plot: Bandwidth within Band



FCC Part 15.247 Bandwidth 99PCT-20dB ~ BT LE 1 Msp

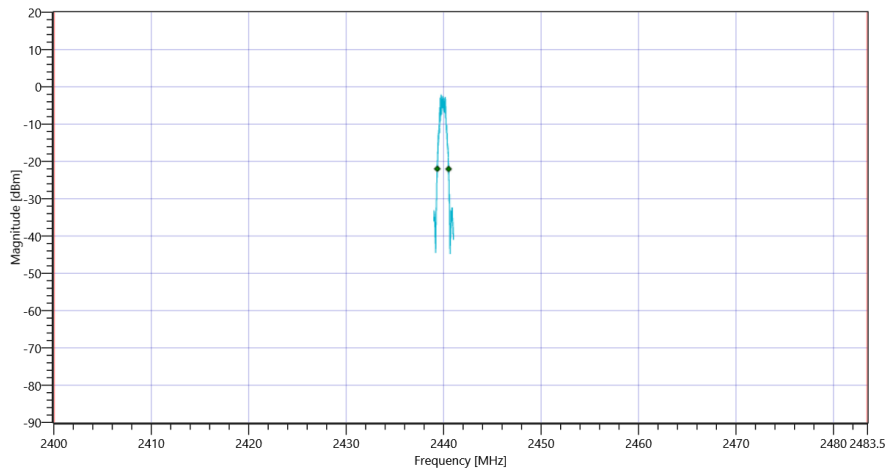
RESULT						
Test Description	Lower Limit	Upper Limit	Measured	Unit	Verdict	
Bandwidth 20dB	---	---	1161	kHz	INFO	
T1 20dB	2400.000000	---	2439.3500	MHz	PASS	
T2 20dB	---	2483.500000	2440.5112	MHz	PASS	

Plot: Bandwidth only



FCC Part 15.247 Bandwidth 99PCT-20dB ~ BT LE 1 Msp 20dB

Plot: Bandwidth within Band



FCC Part 15.247 Bandwidth 99PCT-20dB ~ BT LE 1 Msps

Test at TX 2480 MHz

RESULT: Reference Power cond.

Test Description	Lower Limit	Upper Limit	Measured	Unit	Verdict
Ref. Power 1MHz/1MHz cond.	---	---	4.26	dBm	INFO
Ref. Frequency	---	---	2480.200	MHz	INFO

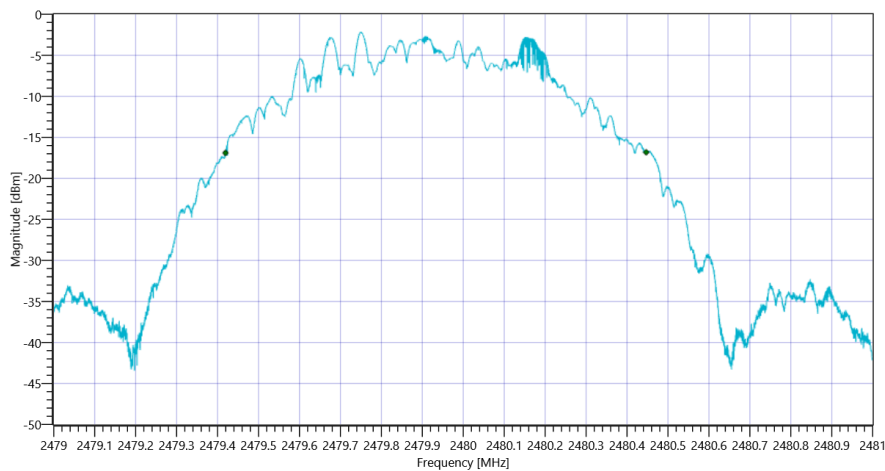
READ SA SETTINGS:

RefLevel [dBm] RefLevelOffset [dB] InpAtt [dB]	9.26 11.41 15
Start [MHz] Stop [MHz]	2479.000 2481.000
RBW [MHz] VBW [MHz]	0.020000 0.100000
Detector TraceMode	POS MAXH
Sweep: Time [ms] Count Points per Section Type	50 200 10001 SWE

RESULT

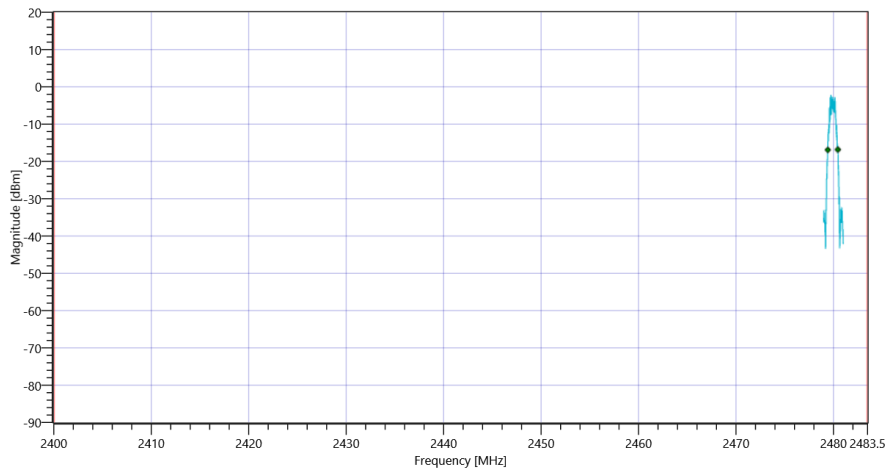
Test Description	Lower Limit	Upper Limit	Measured	Unit	Verdict
Bandwidth 99%	---	---	1027.497	kHz	INFO
T1 99%	2400.000000	---	2479.4193	MHz	PASS
T2 99%	---	2483.500000	2480.4468	MHz	PASS

Plot: Bandwidth only



FCC Part 15.247 Bandwidth 99PCT-20dB ~ BT LE 1 Msps 99PCT

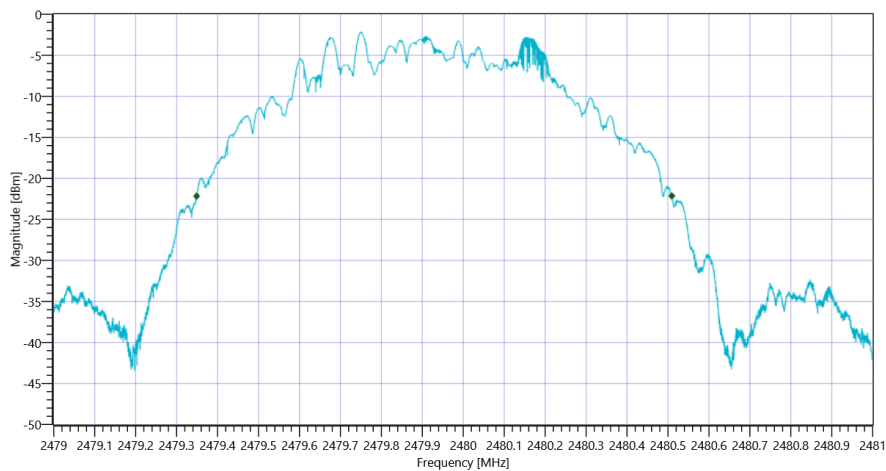
Plot: Bandwidth within Band



FCC Part 15.247 Bandwidth 99PCT-20dB ~ BT LE 1 Msp

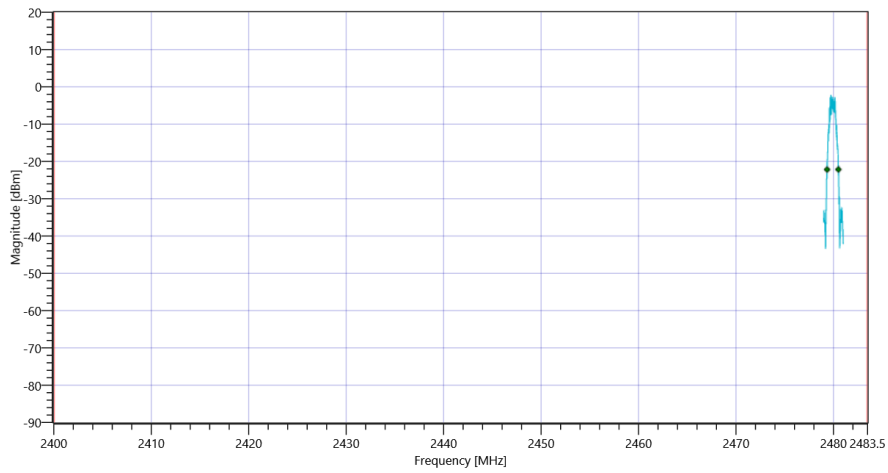
RESULT						
Test Description	Lower Limit	Upper Limit	Measured	Unit	Verdict	
Bandwidth 20dB	---	---	1160	kHz	INFO	
T1 20dB	2400.000000	---	2479.3488	MHz	PASS	
T2 20dB	---	2483.500000	2480.5092	MHz	PASS	

Plot: Bandwidth only



FCC Part 15.247 Bandwidth 99PCT-20dB ~ BT LE 1 Msp 20dB

Plot: Bandwidth within Band



FCC Part 15.247 Bandwidth 99PCT-20dB ~ BT LE 1 Msps

General verdict

PASS

FCC Part 15.247 Peak Power Spectral Density DTS ~ BT LE 1 Msps

Test References	
TC Start	09.03.2022 12:47:14
Ambit Temp [°C] Humidity [rel%]	23.3 18
System Version	3.0.4.9
Test Specification	FCC Part 15.247
Test Method	DTS: KDB 558074 D01 V05 - Chapter 8.4 DTS maximum power spectral density level in the fundamental emission
TC Version	0.0.1
My Description	FCC 15.247 Peak Power Spectral Density DTS - BT LE 1 Msps
Add. Information	

EUT Common Settings BT Low Energy	
Intermodulation Value N	3
Image Freq. Low Mid High [MHz]	0 0 0
Power Class	2
1 Mbps supported	True TXpayload 255 RXpayload 255
2 Mbps supported	False TXpayload 255 RXpayload 255
Longrange S8 supported	False TXpayload 255 RXpayload 255
Longrange S2 supported	False TXpayload 255 RXpayload 255
Signaling Settings	WS_USB_RS232 TWO 7 115200 None S1 None Off
Signaling RF Settings	RF1com 0 0 On
User Interaction	No
Switch Matrix & Pathcompensation enabled	Yes

Test Parameter	
Technology to test	BT LE 1 Msps
Antenna Port used	1
Temperature	nom
Voltage	nom
Frequency low to test	True Freq [MHz] 2402
Frequency mid to test	True Freq [MHz] 2440
Frequency high to test	True Freq [MHz] 2480
Auto Control enabled Power Supply Climatic Box	No No
Additional Path Loss [dB]	0.7
Switched Path	EUT - SignalingUnit - SpectrumAnalyzer

Test Equipment	
Signal analyzer,Rohde&Schwarz,FSV-30,1321.3008K30/103170,3.60	
Switch matrix,CTCadvanced,RSM-1 NI DAQ,31534892,NI	

Test at TX 2402 MHz

RESULT: Reference Power cond.

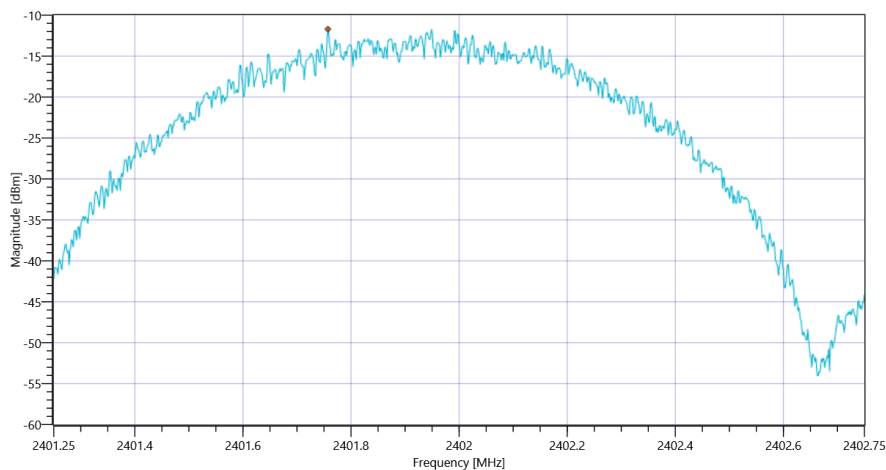
Test Description	Lower Limit	Upper Limit	Measured	Unit	Verdict
Ref. Power 1MHz/1MHz cond.	---	---	4.90	dBm	INFO
Ref. Frequency	---	---	2402.200	MHz	INFO

READ SA SETTINGS:

RefLevel [dBm] RefLevelOffset [dB] InpAtt [dB]	9.90 11.29 15
Start [MHz] Stop [MHz]	2401.250 2402.750
RBW [MHz] VBW [MHz]	0.003000 0.010000
Detector TraceMode	POS MAXH
Sweep: Time [ms] Count Points per Section Type	1000 20 1001 SWE

RESULT

Test Description	Lower Limit	Upper Limit	Measured	Unit	Verdict
Max Peak power Density	---	8	-11.7	dBm/3KHz	PASS



FCC Part 15.247 Peak Power Spectral Density DTS ~ BT LE 1 Msp

Test at TX 2440 MHz

RESULT: Reference Power cond.

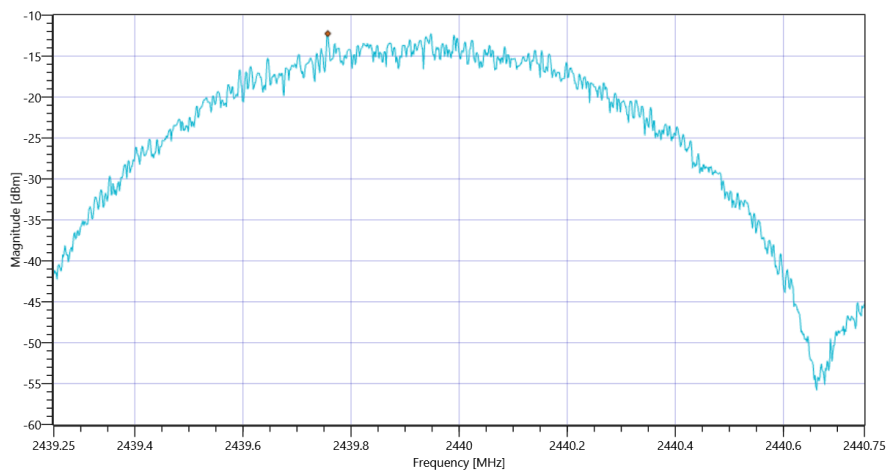
Test Description	Lower Limit	Upper Limit	Measured	Unit	Verdict
Ref. Power 1MHz/1MHz cond.	---	---	4.33	dBm	INFO
Ref. Frequency	---	---	2440.200	MHz	INFO

READ SA SETTINGS:

RefLevel [dBm] RefLevelOffset [dB] InpAtt [dB]	9.33 11.36 15
Start [MHz] Stop [MHz]	2439.250 2440.750
RBW [MHz] VBW [MHz]	0.003000 0.010000
Detector TraceMode	POS MAXH
Sweep: Time [ms] Count Points per Section Type	1000 20 1001 SWE

RESULT

Test Description	Lower Limit	Upper Limit	Measured	Unit	Verdict
Max Peak power Density	---	8	-12.25	dBm/3KHz	PASS



FCC Part 15.247 Peak Power Spectral Density DTS ~ BT LE 1 Msp

Test at TX 2480 MHz

RESULT: Reference Power cond.

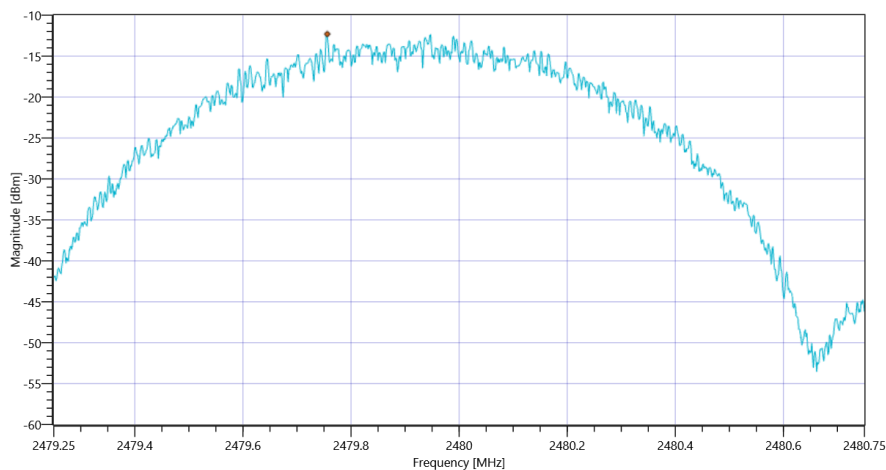
Test Description	Lower Limit	Upper Limit	Measured	Unit	Verdict
Ref. Power 1MHz/1MHz cond.	---	---	4.31	dBm	INFO
Ref. Frequency	---	---	2480.200	MHz	INFO

READ SA SETTINGS:

RefLevel [dBm] RefLevelOffset [dB] InpAtt [dB]	9.31 11.41 15
Start [MHz] Stop [MHz]	2479.250 2480.750
RBW [MHz] VBW [MHz]	0.003000 0.010000
Detector TraceMode	POS MAXH
Sweep: Time [ms] Count Points per Section Type	1000 20 1001 SWE

RESULT

Test Description	Lower Limit	Upper Limit	Measured	Unit	Verdict
Max Peak power Density	---	8	-12.3	dBm/3KHz	PASS



FCC Part 15.247 Peak Power Spectral Density DTS ~ BT LE 1 Msp

General verdict

PASS

FCC Part 15.247 Bandwidth 6dB DTS ~ BT LE 1 Msps

Test References	
TC Start	09.03.2022 12:45:39
Ambit Temp [°C] Humidity [rel%]	23.4 18
System Version	3.0.4.9
Test Specification	FCC Part 15.247
Test Method	99
TC Version	0.0.1
My Description	FCC 15.247 Bandwidth 6dB DTS - BT LE 1 Msps
Add. Information	

EUT Common Settings BT Low Energy	
Intermodulation Value N	3
Image Freq. Low Mid High [MHz]	0 0 0
Power Class	2
1 Mbps supported	True TXpayload 255 RXpayload 255
2 Mbps supported	False TXpayload 255 RXpayload 255
Longrange S8 supported	False TXpayload 255 RXpayload 255
Longrange S2 supported	False TXpayload 255 RXpayload 255
Signaling Settings	WS_USB_RS232 TWO 7 115200 None S1 None Off
Signaling RF Settings	RF1com 0 0 On
User Interaction	No
Switch Matrix & Pathcompensation enabled	Yes

Test Parameter	
Technology to test	BT LE 1 Msps
Antenna Port used	1
Temperature	nom
Voltage	nom
Frequency low to test	True Freq [MHz] 2402
Frequency mid to test	True Freq [MHz] 2440
Frequency high to test	True Freq [MHz] 2480
Auto Control enabled Power Supply Climatic Box	No No
Additional Path Loss [dB]	0.7
Switched Path	EUT - SignalingUnit - SpectrumAnalyzer

Test Equipment	
Signal analyzer,Rohde&Schwarz,FSV-30,1321.3008K30/103170,3.60	
Switch matrix,CTCadvanced,RSM-1 NI DAQ,31534892,NI	

Test at TX 2402 MHz

RESULT: Reference Power cond.

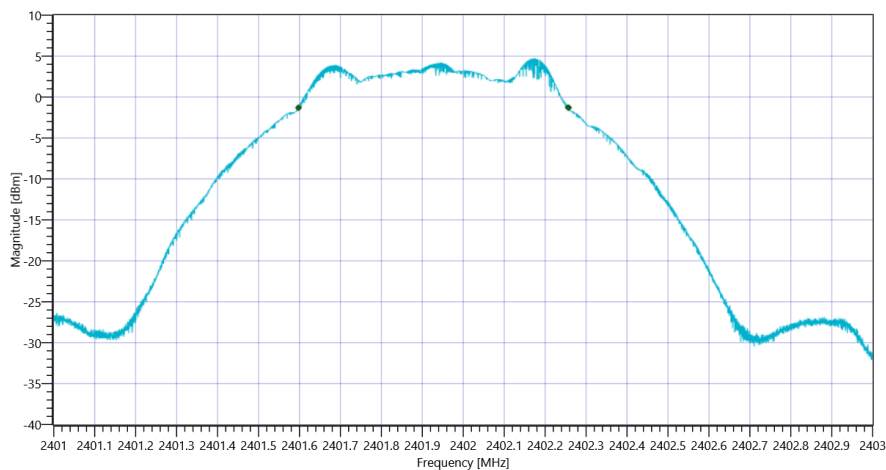
Test Description	Lower Limit	Upper Limit	Measured	Unit	Verdict
Ref. Power 1MHz/1MHz cond.	---	---	4.87	dBm	INFO
Ref. Frequency	---	---	2402.200	MHz	INFO

READ SA SETTINGS:

RefLevel [dBm] RefLevelOffset [dB] InpAtt [dB]	9.87 11.29 15
Start [MHz] Stop [MHz]	2401.000 2403.000
RBW [MHz] VBW [MHz]	0.100000 0.300000
Detector TraceMode	POS MAXH
Sweep: Time [ms] Count Points per Section Type	50 200 10001 SWE

RESULT

Test Description	Lower Limit	Upper Limit	Measured	Unit	Verdict
DTS Bandwidth (6dB)	500	---	659	kHz	PASS



FCC Part 15.247 Bandwidth 6dB DTS ~ BT LE 1 Msps

Test at TX 2440 MHz

RESULT: Reference Power cond.

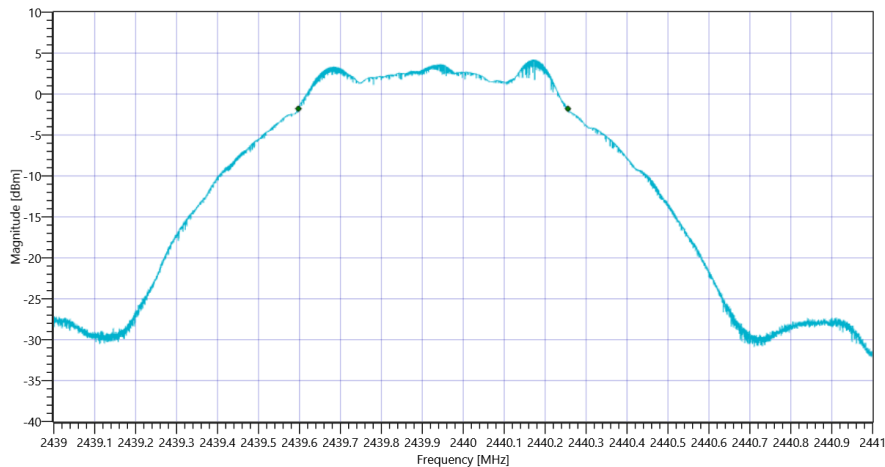
Test Description	Lower Limit	Upper Limit	Measured	Unit	Verdict
Ref. Power 1MHz/1MHz cond.	---	---	4.34	dBm	INFO
Ref. Frequency	---	---	2440.200	MHz	INFO

READ SA SETTINGS:

RefLevel [dBm] RefLevelOffset [dB] InpAtt [dB]	9.34 11.36 15
Start [MHz] Stop [MHz]	2439.000 2441.000
RBW [MHz] VBW [MHz]	0.100000 0.300000
Detector TraceMode	POS MAXH
Sweep: Time [ms] Count Points per Section Type	50 200 10001 SWE

RESULT

Test Description	Lower Limit	Upper Limit	Measured	Unit	Verdict
DTS Bandwidth (6dB)	500	---	658	kHz	PASS



FCC Part 15.247 Bandwidth 6dB DTS ~ BT LE 1 Msps

Test at TX 2480 MHz

RESULT: Reference Power cond.

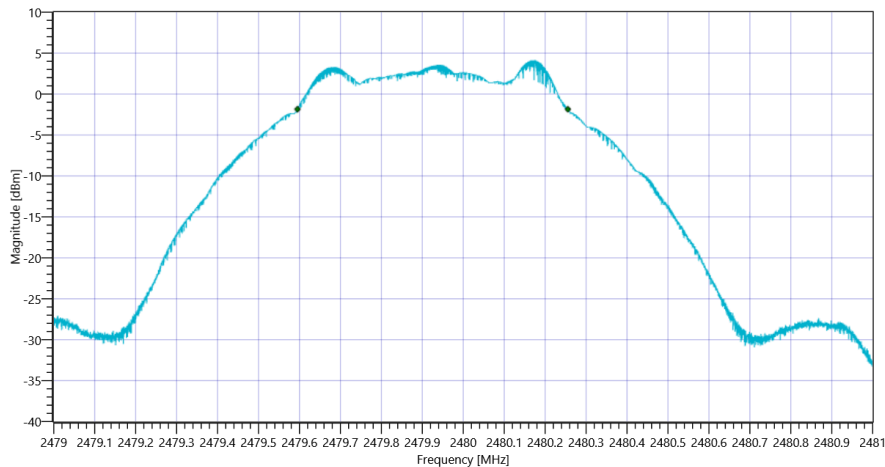
Test Description	Lower Limit	Upper Limit	Measured	Unit	Verdict
Ref. Power 1MHz/1MHz cond.	---	---	4.27	dBm	INFO
Ref. Frequency	---	---	2480.200	MHz	INFO

READ SA SETTINGS:

RefLevel [dBm] RefLevelOffset [dB] InpAtt [dB]	9.27 11.41 15
Start [MHz] Stop [MHz]	2479.000 2481.000
RBW [MHz] VBW [MHz]	0.100000 0.300000
Detector TraceMode	POS MAXH
Sweep: Time [ms] Count Points per Section Type	50 200 10001 SWE

RESULT

Test Description	Lower Limit	Upper Limit	Measured	Unit	Verdict
DTS Bandwidth (6dB)	500	---	660	kHz	PASS



FCC Part 15.247 Bandwidth 6dB DTS ~ BT LE 1 Msps

General verdict

PASS

FCC Part 15.247 Maximum Peak Conducted Output Power DTS ~ BT LE 1 Msps

Test References	
TC Start	09.03.2022 12:43:08
Ambit Temp [°C] Humidity [rel%]	23.4 18
System Version	3.0.4.9
Test Specification	FCC Part 15.247
Test Method	DTS: KDB 558074 D01 V05 - Chapter 8.3.1.1 RBW ≥ DTS Bandwidth
TC Version	0.0.1
My Description	FCC 15.247 Maximum Peak Output Power Conducted DTS - BT LE 1 Msps
Add. Information	

EUT Common Settings BT Low Energy	
Intermodulation Value N	3
Image Freq. Low Mid High [MHz]	0 0 0
Power Class	2
1 Mbps supported	True TXpayload 255 RXpayload 255
2 Mbps supported	False TXpayload 255 RXpayload 255
Longrange S8 supported	False TXpayload 255 RXpayload 255
Longrange S2 supported	False TXpayload 255 RXpayload 255
Signaling Settings	WS_USB_RS232 TWO 7 115200 None S1 None Off
Signaling RF Settings	RF1com 0 0 On
User Interaction	No
Switch Matrix & Pathcompensation enabled	Yes

Test Parameter	
Technology to test	BT LE 1 Msps
Antenna Port used	1
Temperature	nom
Voltage	nom
Frequency low to test	True Freq [MHz] 2402
Frequency mid to test	True Freq [MHz] 2440
Frequency high to test	True Freq [MHz] 2480
Auto Control enabled Power Supply Climatic Box	No No
Additional Path Loss [dB]	0.7
Switched Path	EUT - SignalingUnit - SpectrumAnalyzer

Test Equipment	
Signal analyzer,Rohde&Schwarz,FSV-30,1321.3008K30/103170,3.60	
Switch matrix,CTCadvanced,RSM-1 NI DAQ,31534892,NI	

Test at TX 2402 MHz

RESULT: Reference Power cond.

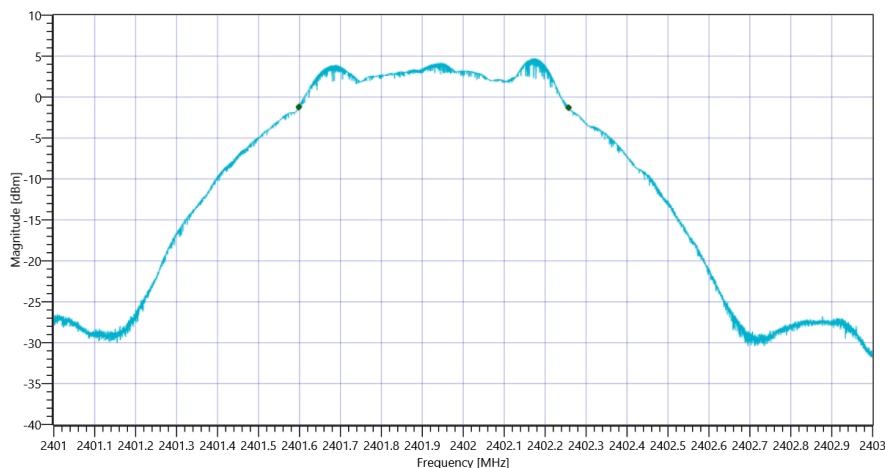
Test Description	Lower Limit	Upper Limit	Measured	Unit	Verdict
Ref. Power 1MHz/1MHz cond.	---	---	4.88	dBm	INFO
Ref. Frequency	---	---	2402.200	MHz	INFO

READ SA SETTINGS:

RefLevel [dBm] RefLevelOffset [dB] InpAtt [dB]	9.88 11.29 15
Start [MHz] Stop [MHz]	2401.000 2403.000
RBW [MHz] VBW [MHz]	0.100000 0.300000
Detector TraceMode	POS MAXH
Sweep: Time [ms] Count Points per Section Type	50 200 10001 SWE

DTS Bandwidth

Test Description	Lower Limit	Upper Limit	Measured	Unit	Verdict
DTS Bandwidth (6dB)	---	---	659	kHz	INFO



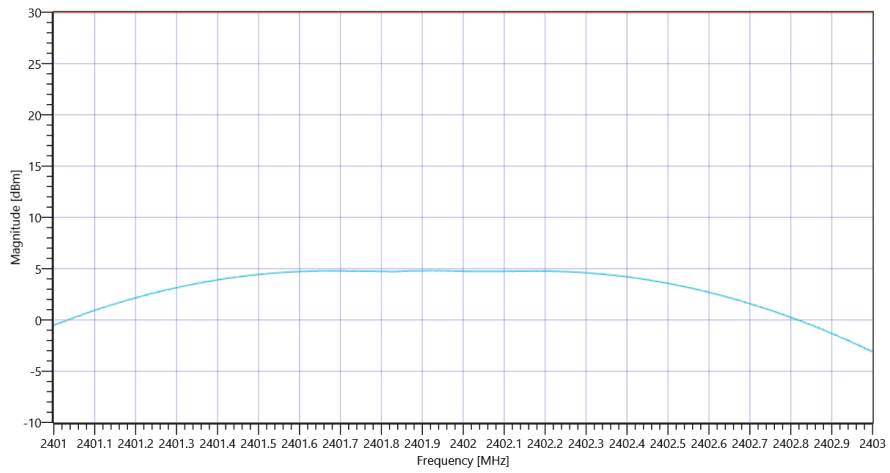
FCC Part 15.247 Maximum Peak Conducted Output Power DTS ~ BT LE 1 Msps DTS BW

READ SA SETTINGS:

RefLevel [dBm] RefLevelOffset [dB] InpAtt [dB]	14.88 11.29 20
Start [MHz] Stop [MHz]	2401.000 2403.000
RBW [MHz] VBW [MHz]	1.000000 3.000000
Detector TraceMode	POS MAXH
Sweep: Time [ms] Count Points per Section Type	50 200 1001 SWE

RESULT

Test Description	Lower Limit	Upper Limit	Measured	Unit	Verdict
Peak Power	---	30.00	4.81	dBm	PASS
Peak Power	---	1000	3.026913	mW	PASS
Frequency at Peak	---	---	2401.918	MHz	INFO



FCC Part 15.247 Maximum Peak Conducted Output Power DTS ~ BT LE 1 Msp

Test at TX 2440 MHz

RESULT: Reference Power cond.

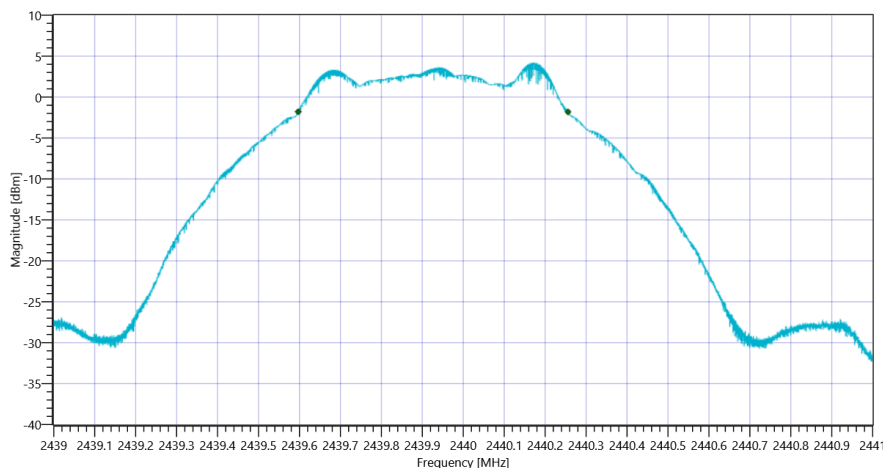
Test Description	Lower Limit	Upper Limit	Measured	Unit	Verdict
Ref. Power 1MHz/1MHz cond.	---	---	4.35	dBm	INFO
Ref. Frequency	---	---	2440.200	MHz	INFO

READ SA SETTINGS:

RefLevel [dBm] RefLevelOffset [dB] InpAtt [dB]	9.35 11.36 15
Start [MHz] Stop [MHz]	2439.000 2441.000
RBW [MHz] VBW [MHz]	0.100000 0.300000
Detector TraceMode	POS MAXH
Sweep: Time [ms] Count Points per Section Type	50 200 10001 SWE

DTS Bandwidth

Test Description	Lower Limit	Upper Limit	Measured	Unit	Verdict
DTS Bandwidth (6dB)	---	---	659	kHz	INFO



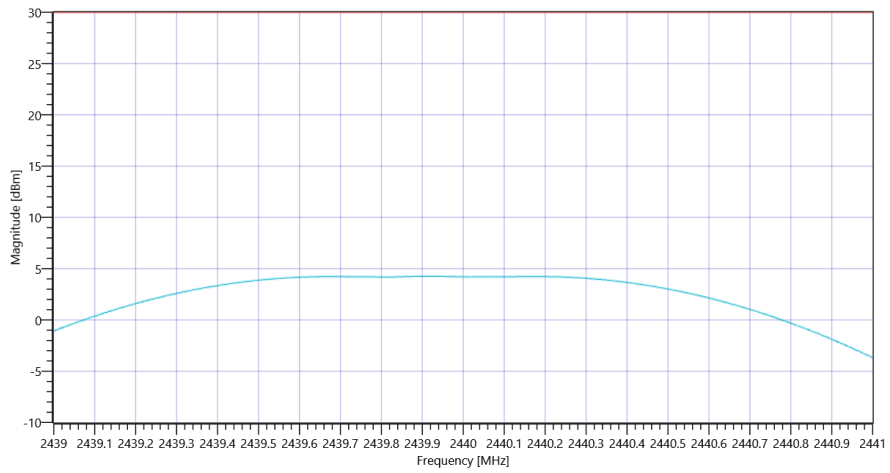
FCC Part 15.247 Maximum Peak Conducted Output Power DTS ~ BT LE 1 Msps DTS BW

READ SA SETTINGS:

RefLevel [dBm] RefLevelOffset [dB] InpAtt [dB]	14.35 11.36 20
Start [MHz] Stop [MHz]	2439.000 2441.000
RBW [MHz] VBW [MHz]	1.000000 3.000000
Detector TraceMode	POS MAXH
Sweep: Time [ms] Count Points per Section Type	50 200 1001 SWE

RESULT

Test Description	Lower Limit	Upper Limit	Measured	Unit	Verdict
Peak Power	---	30.00	4.27	dBm	PASS
Peak Power	---	1000	2.673006	mW	PASS
Frequency at Peak	---	---	2439.91	MHz	INFO



FCC Part 15.247 Maximum Peak Conducted Output Power DTS ~ BT LE 1 Msp

Test at TX 2480 MHz

RESULT: Reference Power cond.

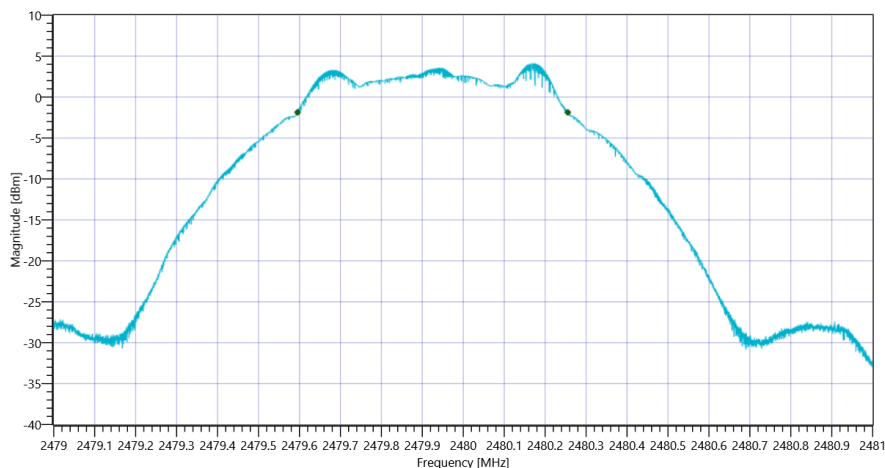
Test Description	Lower Limit	Upper Limit	Measured	Unit	Verdict
Ref. Power 1MHz/1MHz cond.	---	---	4.28	dBm	INFO
Ref. Frequency	---	---	2480.200	MHz	INFO

READ SA SETTINGS:

RefLevel [dBm] RefLevelOffset [dB] InpAtt [dB]	9.28 11.41 15
Start [MHz] Stop [MHz]	2479.000 2481.000
RBW [MHz] VBW [MHz]	0.100000 0.300000
Detector TraceMode	POS MAXH
Sweep: Time [ms] Count Points per Section Type	50 200 10001 SWE

DTS Bandwidth

Test Description	Lower Limit	Upper Limit	Measured	Unit	Verdict
DTS Bandwidth (6dB)	---	---	660	kHz	INFO



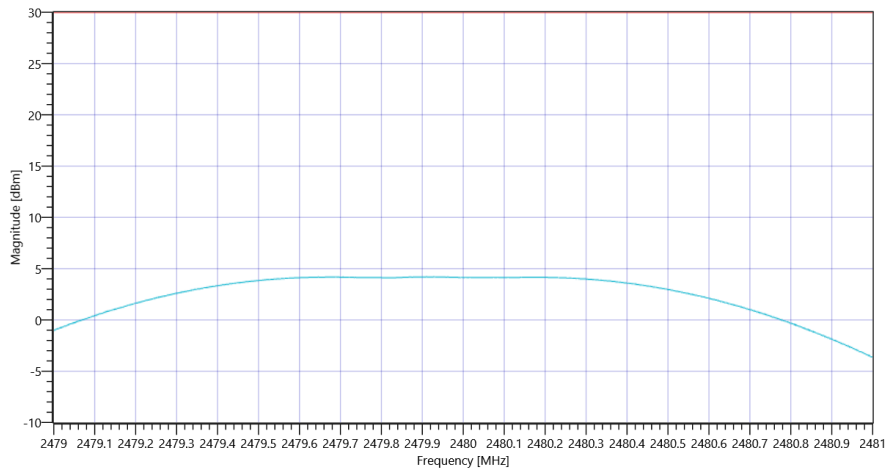
FCC Part 15.247 Maximum Peak Conducted Output Power DTS ~ BT LE 1 Msps DTS BW

READ SA SETTINGS:

RefLevel [dBm] RefLevelOffset [dB] InpAtt [dB]	14.28 11.41 20
Start [MHz] Stop [MHz]	2479.000 2481.000
RBW [MHz] VBW [MHz]	1.000000 3.000000
Detector TraceMode	POS MAXH
Sweep: Time [ms] Count Points per Section Type	50 200 1001 SWE

RESULT

Test Description	Lower Limit	Upper Limit	Measured	Unit	Verdict
Peak Power	---	30.00	4.2	dBm	PASS
Peak Power	---	1000	2.630268	mW	PASS
Frequency at Peak	---	---	2479.928	MHz	INFO



FCC Part 15.247 Maximum Peak Conducted Output Power DTS ~ BT LE 1 Msp

General verdict

PASS

- END OF DOCUMENT -