

CETECOM™

Test report no.: 1-0162_15-01-01_AnnexB

Annex B

CETECOM™

CETECOM ICT Services
consulting - testing - certification >>>

This test report annex is electronically signed and valid without handwriting signature. For verification of the electronic signatures, the public keys can be requested at the testing laboratory.

Test report annex authorised:

Tobias Wittenmeier
Testing Manager
Radio Communications & EMC

Internal photos of the EUT delivered by the customer

Photo 1: DTM 434&436 main board front side




Photo 2: DTM 434&436 main board rear side




Photo 3: DTM 434&436 antenna




Photo 4: DTM 435&437 main board front side




Photo 5: DTM 435&437 main board rear side





Photo 6: DTM 435&437 antenna



Additional information

Model DTM 434 has the same hardware layout than model DTM 436.
Model DTM 435 has the same hardware layout than model DTM 437.

Document history

Version	Applied changes	Date of release
	Initial release	2015-10-21