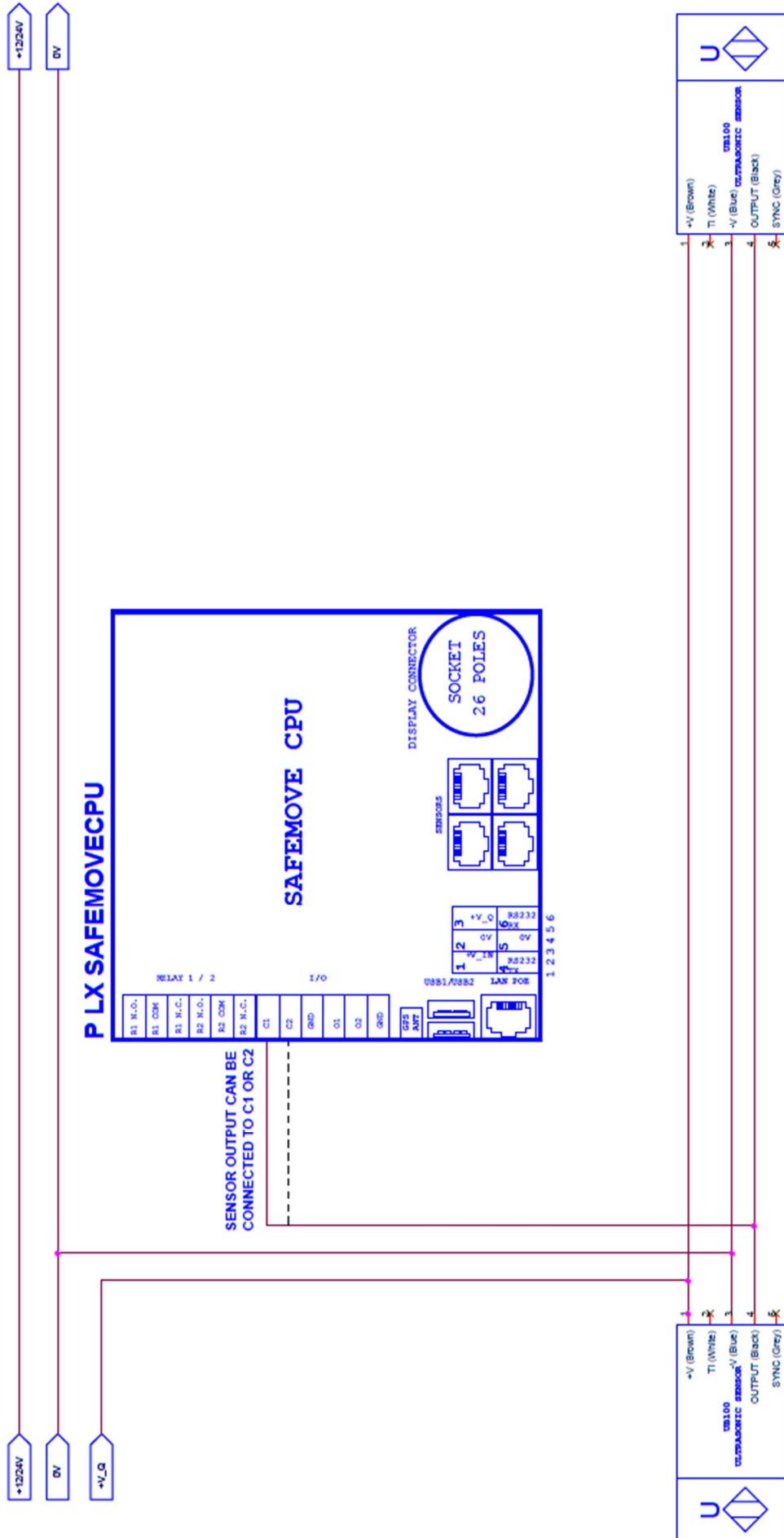
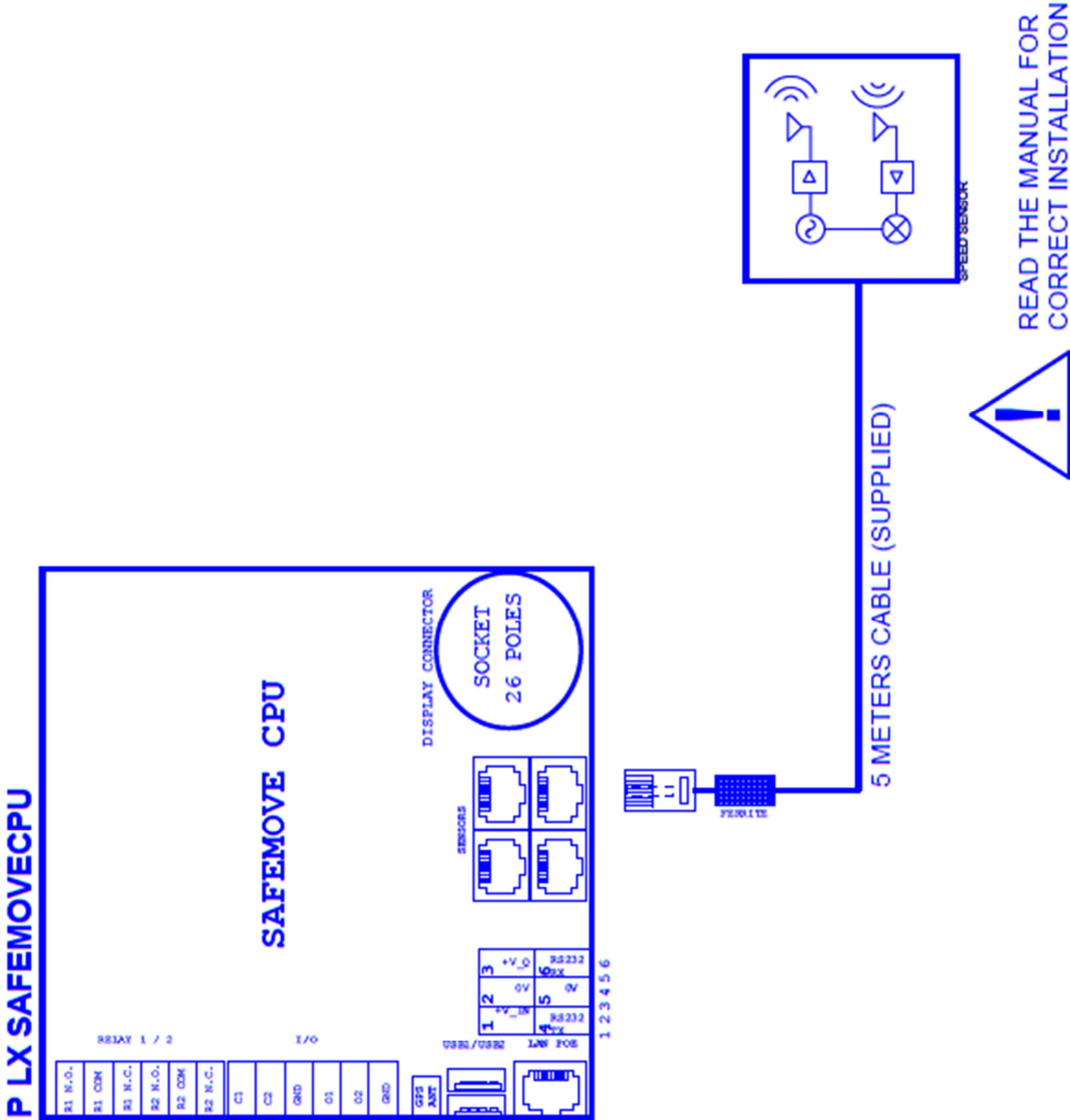


24.11 AISLE SENSORS CONNECTION



24.12 SPEED SENSOR CONNECTION



25 DATA SHEET OF THE COMPONENTS OF THE SYSTEM

25.1 SENSOR



Code PLX SAFEMOVE SENS 4


The Sensor is positioned around the vehicle, and generates 2 alarm/detection zones around the vehicle:

- Pre-Warning up to 50 m
- Warning up to 5 m

The sensor also detects the presence of other vehicles in the Pre-Warning area up to 100 m. This function is enabled only after activating the SOFTWARE LICENCE and purchasing the Vehicle-vehicle Module.

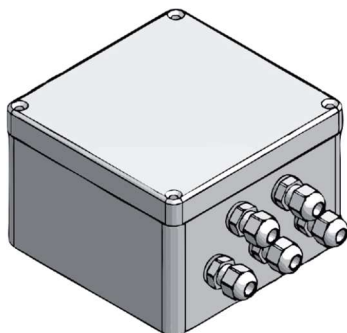
The number of sensors may vary depending on the needs. The basic KIT includes 3 sensors, but there can be up to 8 sensors with an additional module.

The sensor does NOT work if it is not connected to the HUB: P LX SAFEMOVEHUB 4.

TECHNICAL SPECIFICATIONS	
SUPPLY VOLTAGE	12-24 V 
MAXIMUM POWER (absorbed by HUB)	18W
OPERATING TEMPERATURE	-20°C +60°C
DEGREE OF PROTECTION	IP67
WEIGHT	0.3 kg
DIMENSIONS	157mm x 95mm x 54mm

ACCESSORIES INCLUDED	
74271132S	Black snap ferrite
PSMSN002M002	Double-U joint

25.2 HUB



Code PLX SAFEMOVE HUB 4

The HUB is the device in charge of managing the sensors. It has a communication connection towards the CPU and 3 connections towards the sensors. The number of sensors managed can be extended up to 8 with suitable expansion devices.

TECHNICAL SPECIFICATIONS	
SUPPLY VOLTAGE	12-24 V $\overline{\text{---}}$
MAXIMUM POWER (1-4 sensors)	20W
MAXIMUM POWER (5-8 sensors)	40W
OPERATING TEMPERATURE	-20°C +60°C
DEGREE OF PROTECTION	IP65
WEIGHT	0.9 kg
DIMENSIONS	122mm x 145mm x 82mm

RELAY CHARACTERISTICS	
MAXIMUM COMMUTABLE VOLTAGE	30 V $\overline{\text{---}}$
MAXIMUM CURRENT	1 A
SERVICE LIFE	5 000 000 CYCLES
COMMUTATION SPEED	18000 CYCLES /h

ACCESSORIES INCLUDED	
74271132S	Black snap ferrite
SALXANT433EXSF0002	External antenna, 433 MHz

25.3 WEARABLE TAG



Code PLX TAGSAFETY 3T

Clip for band



Use the screws supplied: 2.2 X7

Slot for strap



Use the screws supplied: 2.2 X6


Snap fastener



Use the screws supplied: 2.2 X7

With the wearable Tag, pedestrian workers can be detected by the EGOpro Safe MOVE 4.0 system either in Pre-Warning or in Warning. The Tag is powered by a lithium button cell battery that is easy to replace.

The case is ergonomic and its upper cover is made of rubber. It is supplied together with a series of accessories thanks to which it can be worn in different ways, such as neck strap, waist clip and snap fastener.

TECHNICAL SPECIFICATIONS	
SUPPLY VOLTAGE	3 V 
MAXIMUM POWER	50mW
BATTERY TYPE	2450
OPERATING TEMPERATURE	-20°C +60°C
DEGREE OF PROTECTION	IP 55
WEIGHT	65g
DIMENSIONS	50mm X 24mm X 66mm

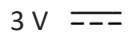
ACCESSORIES INCLUDED
WAIST CLIP
RING FOR STRAP
SNAP FASTENER
CR2450 BATTERY

25.4 HELMET TAG



Code PLX TAGSAFETY 3TH

The helmet Tag has the same functions as the wearable Tag, but it has been designed to be affixed to safety helmets. It uses two-antenna architecture for Pre-Warning located inside flexible wings fitted with suitable adhesive for polyethylene and HD polyethylene, the material with which safety helmets are made. It is powered by a 2450 button cell battery that is easy to replace. The Tag is put on the helmet in the way described in section 7.1.

TECHNICAL SPECIFICATIONS	
SUPPLY VOLTAGE	3 V 
MAXIMUM POWER	50mW
BATTERY	2450
OPERATING TEMPERATURE	-20°C +60°C
DEGREE OF PROTECTION	IP 55
WEIGHT (g)	75g
DIMENSIONS	362 X 24 X 76 mm

ACCESSORIES INCLUDED
Cleansing napkin
CR2450 BATTERY

25.5 CONTROL UNIT



Code P LX SAFEMOVE CPU

The CPU of the EGOpro Safe Move 4.0 system is the core of the system. All devices must be connected to a CPU via a Data Bus. It manages everything related to configurations, data logging and the activation of other functions compatible with the system (e.g., speed reduction).

These elements are connected to the CPU: • display • sensors • power supply

Furthermore, two USB ports are available for downloading data/updates/maintenance, two relay contacts, I/O, LAN (POE type), GPS antenna connector (optional).

TECHNICAL SPECIFICATIONS	
SUPPLY VOLTAGE	12-24 V $\overline{\text{---}}$
MAXIMUM CURRENT (WITH DISPLAY)	1.5 A
POWER CONSUMPTION (WITH DISPLAY)	15W
POWER CONSUMPTION ON STBY	1W
OPERATING TEMPERATURE	-20°C +60°C
DEGREE OF PROTECTION	IP 20
WEIGHT (g)	1kg
DIMENSIONS	213mm x 154mm x 75mm
NUMBER OF RELAY OUTPUTS	2 (see table below)
LOGIC INPUTS	2 (0-24 V $\overline{\text{---}}$)
LOGIC OUTPUTS	2 (0-24 V $\overline{\text{---}}$)
232 SERIAL OUTPUTS	1
LAN PORT	10/100 ETHERNET POE TYPE B OPTIONAL
USB PORT	USB 2.0

RELAY CHARACTERISTICS	
MAXIMUM COMMUTABLE VOLTAGE	30 V $\overline{\text{---}}$
MAXIMUM CURRENT	1 A
SERVICE LIFE	5 000 000 CYCLES
COMMUTATION SPEED	18000 CYCLES /h

OPTIONAL ACCESSORIES
GPS WITH EXTERNAL ANTENNA

25.6 DISPLAY



Code P LX SAFEMOVE DIS

By means of visual and sound alarms, the Display warns the driver, in real time, about the presence and position of pedestrian workers/vehicles with an active Tag entering the danger areas around a vehicle in motion. The display is connected to the control unit by means of a sole 2.5m-long cable that has a bayonet connector at its end.

TECHNICAL SPECIFICATIONS	
SUPPLY VOLTAGE	12-24 V ---
MAX. POWER CONSUMPTION (by CPU)	3 W
OPERATING TEMPERATURE	-20°C +60°C
DEGREE OF PROTECTION	IP 20
WEIGHT (g)	1.2 kg
DIMENSIONS	178mm x 115mm x 60mm
RESOLUTION	800 x 600
TOUCH SCREEN TYPE	RESISTIVE

ACCESSORIES	
CONNECTION CABLE (L=2.5m)	
FASTENING JOINT	PSMSN002M002

25.7 INHIBITOR



Code P LX FILTER SENS

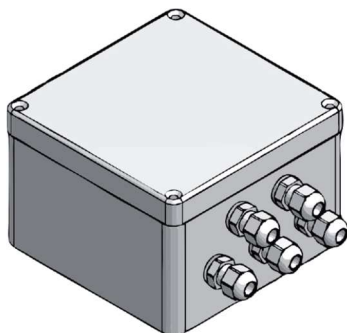
The inhibitor (P LX FILTER SENS) is a device used to delimit a zone within which, in accordance with the client's safety needs defined, the Tags are temporarily disabled.

This device is found in the cabin of the vehicle; in this way, the driver can wear the Tag while driving. When the TAG is outside the range of action of the device, it is reactivated after 3 seconds so that the driver is safe when outside the vehicle.

TECHNICAL SPECIFICATIONS	
SUPPLY VOLTAGE	12-24 V $\overline{=}$
MAXIMUM POWER	18W
OPERATING TEMPERATURE	-20°C +60°C
DEGREE OF PROTECTION	IP67
WEIGHT	0.3 kg
DIMENSIONS	157mm x 95mm x 54mm

ACCESSORIES INCLUDED	
74271132S	Black snap ferrite
PSMSN002M002	Double-U joint

25.8 SPLITTER



Code P LX SPLITMOVE04

The splitter is an element of the system if more than three sensors are to be fitted on the vehicle.

TECHNICAL SPECIFICATIONS	
SUPPLY VOLTAGE	12-24 V $\overline{\text{---}}$
MAXIMUM POWER	0.6W
OPERATING TEMPERATURE	-20°C +60°C
DEGREE OF PROTECTION	IP65
WEIGHT	0.9 kg
DIMENSIONS	122mm x 145mm x 82mm

25.9 INDOOR SPEED SENSOR



Code P LX SEN AD

The indoor speed sensor is a radar module to measure vehicle speed, even if there is no GPS signal. With the speed sensor, the speed signal is also received indoors since an external signal is not necessary for operation. Please, keep in mind that the speed sensor does not supply data about the vehicle position, only the speed.

TECHNICAL SPECIFICATIONS	
SUPPLY VOLTAGE	12-24 V $\overline{\text{---}}$
MAXIMUM POWER	0.72W
OPERATING TEMPERATURE	-20°C +60°C
DEGREE OF PROTECTION	IP65
WEIGHT	0.25 kg
DIMENSIONS	64mm x 74mm x 41mm


ACCESSORIES INCLUDED	
74271132S	Black snap ferrite
SMSNDHA0100	Speed sensor steel joint

25.10 SHOCKS SENSOR



Code P LX SEN SK

The indoor speed sensor is a radar module to measure vehicle speed, even if there is no GPS signal. With the speed sensor, the speed signal is also received indoors since an external signal is not necessary for operation. Please, keep in mind that the speed sensor does not supply data about the vehicle position, only the speed.

TECHNICAL SPECIFICATIONS	
SUPPLY VOLTAGE	12-24 V 
MAXIMUM POWER	0.72W
OPERATING TEMPERATURE	-20°C +60°C
DEGREE OF PROTECTION	IP65
WEIGHT	0.25 kg
DIMENSIONS	64mm x 74mm x 41mm

ACCESSORIES INCLUDED	
74271132S	Black snap ferrite



CERTIQUALITY
È MEMBRO DELLA
FEDERAZIONE CISQ

Exclusively to the following activities: research, development, design,
manufacturing, maintenance and after-sales service of electronic systems



Advanced Microwave Engineering S.r.l.

Via Lucca 50-54, 50142 Florence, Italy

Tel.: +39 055 73921 **E-mail:** info@ameol.it

Website: www.ameol.it

