



Description of

UKOPLX2002

	For review by:		
Issue	No. 1	Date 21/09/06	
Description of Revision	Rev. 1	Date 25/01/07	Prepared: A. Piccioli Approved:
			

1. UKOPLX2002 RADIO RECEIVER



Radio Receiver (433 MHz) for Dual Frequency TAG
 The device, powered with direct (V_{dc}) or alternating (V_{ac}) 12/24 V voltage, interfaces to the external devices through its communications interfaces, which are a relay and the standard serial communication channels (RS232, RS422 ethernet, wiegand, magstripe). In compliance with ETSI EN 300-220, in this configuration the reception range of the UKOPLX1004STU or UKOPLX1004QDU TAGs can vary between 40 and 60 meters in free area.

The receiver provides for filtering the data receive according to the code of the UKOPLX2101FHU illuminator that activated the transponder.

Mechanical Characteristics

<i>Parameter</i>			
External dimensions (L x H x P)	158 mm	95 mm	45 mm
Colour	Ivory RAL 9002		
Degree of protection	IP56		

Wiring for UKOPLX2002

The wiring provides the following connections:

- Power Supply [1]: (12/24V ac, dc) with maximum utilisation power 20W
- RS232 [2]: connection on serial line RS232, always active
- RS422 [3]: connection on serial line RS422, to be activated
- Magstripe [4]: Magstripe ISO 7811 TRACK 2 connection (standard used by access control peripherals), to be activated
- Wiegand [5]: Wiegand connection, 37BIT protocol (standard used by access control peripherals), to be activated
- TCP/IP [6]: connection to the LAN (NEEDS ADDITIONAL ELECTRONICS; the relevant documentation is not included in the present manual), to be activated
- Service [7]: Relay output, to be activated.
- Tag Present [8]: signals the reception of data from a TAG
- Aux Pwr Sup [9]: (5V dc stabilised) auxiliary power supply line

POSITION OF LABEL

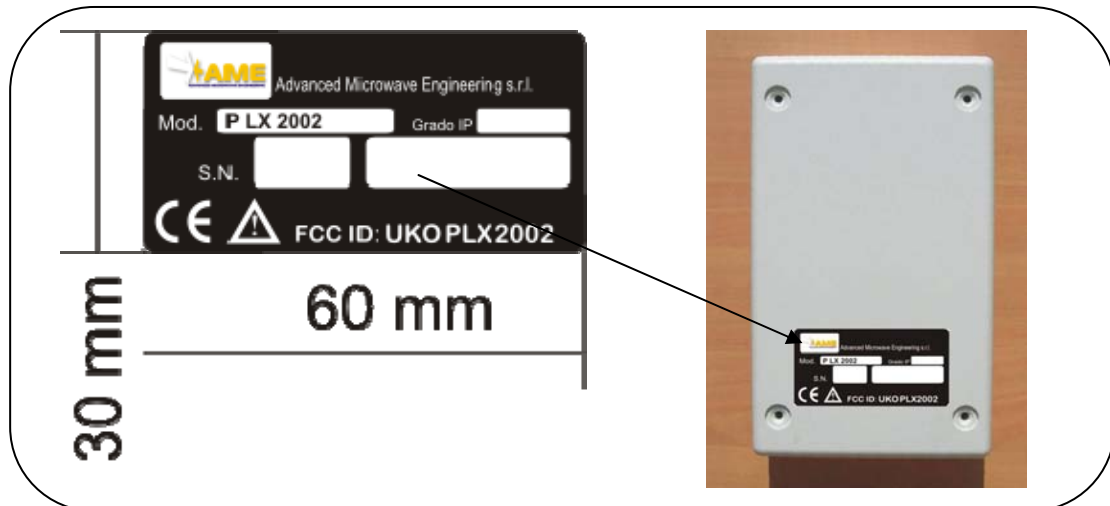


Figure 1: LNX Receiver Wiring

2. CHARACTERISTICS

Mechanical characteristics

<i>Parameter</i>			
External dimensions (L x H x D)	158 mm	95 mm	45 mm
Protection rating	IP 56		
Colour	RAL 9002 Ivory		

Electrical characteristics

<i>Parameter</i>	<i>Min.</i>	<i>Typ.</i>	<i>Max.</i>
Input supply voltage (V_{AD}/V_{CC})	10 V	12/24 V	26 V
Power consumption		1 W	3 W
Input port voltage +5V regulated DC (VCC)	4.8 V	5 V	5.2 V

Specific external interfaces

<i>Interface</i>	<i>Characteristics</i>
RS232	Standard
RS485	Standard
Wiegand:	Open Drain max 12 V
Magstripe	Open Drain max 12 V
T.P.	Open Drain max 12 V
Relay	Max 1A 30 V Vdc – Max 1A 125 V Vac
IN1	Cmos input, voltage levels min.3.267V - Typ.3.3 V - max.√3.333 V
IN12	Cmos input, voltage levels min.3.267V - Typ.3.3 V - max.√3.333 V
IN13	Cmos input, voltage levels min.3.267V - Typ.3.3 V - max.√3.333 V

Radio Frequency Specifications

<i>Band</i>	European ISM 433
<i>Operation frequency</i>	433.92 MHz
<i>Data transfer type</i>	Unidirectional
<i>Modulation</i>	OOK / AM
<i>Input Power Min. (PA off)</i>	-56 dBm
<i>Output impedance</i>	50 Ω

Environmental specifications

<i>Parameter</i>	<i>Min.</i>	<i>Typ.</i>	<i>Max.</i>
Temperature range for operation	-10 °C		+60 °C
Temperature range for storage	-55 °C		+125 °C
Humidity	--	--	--

3. LAN UKOPLX2002 CONFIGURATION (OPTIONAL FUNCTION)

Optional network support.

See the manual supplied with the apparatus equipped with the Ethernet interface module.