

Test report No:  
 NIE: 71412REM.001

## Test report

**FCC Rules and Regulations CFR 47, Part 15, Subpart B  
 (10-1-20 Edition) & ICES-003 Issue 7 (October 2020)**

(*) Identification of item tested	Design XS - Wall Reader including all mechanical variants
(*) Trademark	SALTO
(*) Model and /or type reference	WRD0M / Type reference: P1619
Other identification of the product	HW version: 1.0 SW version: 0194 (Control FW) FCC ID: UKCW RD0M IC: 10088A-WRD0M
(*) Features	Contains a certified Bluetooth LE module
Manufacturer	SALTO SYSTEMS, S.L. Arkotz 9, Polígono Lanbarren 20180, Oiartzun (Gipuzkoa), SPAIN
Test method requested, standard	FCC Rules and Regulations CFR 47, Part 15, Subpart B (10-1-20 Edition) & ICES-003 Issue 7 (October 2020)
Summary	IN COMPLIANCE
Approved by (name / position & signature)	Rafael López Martín EMC Consumer & RF Lab Manager
Date of issue	2022-05-10
Report template No	FDT08_24 (*) "Data provided by the client"



## Index

ACRONYMS .....	3
COMPETENCES AND GUARANTEES .....	3
GENERAL CONDITIONS .....	4
UNCERTAINTY .....	4
DATA PROVIDED BY THE CLIENT .....	4
USAGE OF SAMPLES .....	5
TEST SAMPLE DESCRIPTION .....	6
IDENTIFICATION OF THE CLIENT .....	7
TESTING PERIOD AND PLACE .....	7
DOCUMENT HISTORY .....	7
ENVIRONMENTAL CONDITIONS .....	8
REMARKS AND COMMENTS .....	9
TESTING VERDICTS .....	9
LIST OF EQUIPMENT USED DURING THE TEST .....	9
SUMMARY .....	10
APPENDIX A: TEST RESULTS .....	11

## Acronyms

Acronym ID	Acronym Description
Code	EMC Test Code
Freq Rng	Frequency Range
OM	Operation Mode
S/	Sample
V	Verdict

## Competences and guarantees

DEKRA Testing and Certification S.A.U. is a testing laboratory accredited by the National Accreditation Body (ENAC -Entidad Nacional de Acreditación), to perform the tests indicated in the Certificate No. 51/LE 147.

In order to assure the traceability to other national and international laboratories, DEKRA Testing and Certification S.A.U. has a calibration and maintenance program for its measurement equipment.

DEKRA Testing and Certification S.A.U. guarantees the reliability of the data presented in this report, which is the result of the measurements and the tests performed to the item under test on the date and under the conditions stated on the report and, it is based on the knowledge and technical facilities available at DEKRA Testing and Certification S.A.U. at the time of performance of the test.

DEKRA Testing and Certification S.A.U. is liable to the client for the maintenance of the confidentiality of all information related to the item under test and the results of the test.

The results presented in this Test Report apply only to the particular item under test established in this document.

**IMPORTANT:** No parts of this report may be reproduced or quoted out of context, in any form or by any means, except in full, without the previous written permission of DEKRA Testing and Certification S.A.U.

## General conditions

---

1. This report is only referred to the item that has undergone the test.
2. This report does not constitute or imply on its own an approval of the product by the Certification Bodies or competent Authorities.
3. This document is only valid if complete; no partial reproduction can be made without previous written permission of DEKRA Testing and Certification S.A.U.
4. This test report cannot be used partially or in full for publicity and/or promotional purposes without previous written permission of DEKRA Testing and Certification S.A.U. and the Accreditation Bodies.

## Uncertainty

---

Uncertainty (factor  $k=2$ ) was calculated according to the DEKRA Testing and Certification S.A.U. internal document PODT000.

The total uncertainty of the measurement system for the measured radio disturbance characteristics of EUT from 30 MHz to 1000 MHz is  $I = \pm 4,9$  dB for quasi-peak measurements,  $I = \pm 4,6$  dB for peak measurements ( $k=2$ ).

The total uncertainty of the measurement system for the measured radio disturbance characteristics of EUT from 1000 MHz to 12.75 GHz is  $I = \pm 2,6$  dB for peaks and average measurements ( $k=2$ ).

## Data provided by the client

---

The following data has been provided by the client:

1. Information relating to the description of the sample ("Identification of the item tested", "Trademark", "Model and/or type reference tested").
2. The sample consists of a design XS - Wall Reader with Mifare (ISO14443A & ISO15693 standard based) and Bluetooth LE technology.

DEKRA Testing and Certification S.A.U. declines any responsibility with respect to the information provided by the client and that may affect the validity of results.

## Usage of samples

---

Samples undergoing test have been selected by: The client.

Id	Control Number	Description	Model	Serial N°	Date of Reception	Application
S/01	71412B_10.1	Control Unit	CU4200	--	2022-03-11	Auxiliary Element
S/01	71412B_14.1	Power Supply	6A-181WP12	--	2022-03-11	Auxiliary Element
S/01	71412B_4.1	Wall reader	WRD0M	--	2022-03-11	Element Under Test

Notes referenced to samples during the project:

None.

## Test sample description

Ports..... :	Port name and description	Cable					
		Specified max length [m]	Attached during test	Shielded	Coupled to patient <sup>(3)</sup>		
	.....	.....	[ ]	[ ]	[ ]		
.....	.....	[ ]	[ ]	[ ]			
Supplementary information to the ports..... :	.....						
Rated power supply .....	Voltage and Frequency		Reference poles				
			L1	L2	L3	N	PE
	[ ]	AC: .....	[ ]	[ ]	[ ]	[ ]	[ ]
[X]	DC: 12 Vdc from CU42xx						
Rated Power .....	.....						
Clock frequencies..... :	27.12 MHz						
Other parameters .....	RS-485						
Software version .....	0194 (Control FW)						
Hardware version .....	1.0						
Dimensions in cm (W x H x D) .....	9.55 x 9.55 x 2.2/2.7 (conical/square base) cm / 9,55 x 14,1 x 2,95 cm (rectangular housing)						
Mounting position .....	[ ]	Table top equipment					
	[X]	Wall/Ceiling mounted equipment					
	[ ]	Floor standing equipment					
	[ ]	Hand-held equipment					
	[ ]	Other: .....					
Modules/parts..... :	Module/parts of test item		Type	Manufacturer			
	Bluetooth LE certified module		BLE	INSIGHT			
	.....		.....	.....			
Accessories (not part of the test item) .....	Description		Type	Manufacturer			
	.....		.....	.....			
	.....		.....	.....			
Documents as provided by the applicant..... :	Description		File name	Issue date			
	User manual		.....	.....			
	FW Explanation		.....	.....			
	.....		.....	.....			

<sup>(3)</sup> Only for Medical Equipment

## Identification of the client

---

SALTO SYSTEMS, S.L.  
Arkotz 9, Polígono Lanbarren  
20180, Oiartzun (Gipuzkoa), SPAIN

## Testing period and place

---

<b>Test Location</b>	DEKRA Testing and Certification S.A.U.
<b>Date (start)</b>	2022-03-15
<b>Date (finish)</b>	2022-03-15

## Document history

---

Report number	Date	Description
71412REM.001	2022-05-10	First release

## Environmental conditions

---

In the control chamber, the following limits were not exceeded during the test:

<b>Temperature</b>	Min. = 15 °C Max. = 35 °C
<b>Relative humidity</b>	Min. = 30 % Max. = 75 %
<b>Air pressure</b>	Min. = 860mbar Max. = 1060mbar

In the semianechoic chamber, the following limits were not exceeded during the test.

<b>Temperature</b>	Min. = 15 °C Max. = 35 °C
<b>Relative humidity</b>	Min. = 30 % Max. = 75 %
<b>Air pressure</b>	Min. = 860mbar Max. = 1060mbar

In the chamber for conducted measurements, the following limits were not exceeded during the test:

<b>Temperature</b>	Min. = 15 °C Max. = 35 °C
<b>Relative humidity</b>	Min. = 30 % Max. = 60 %
<b>Air pressure</b>	Min. = 860mbar Max. = 1060mbar



## Remarks and comments

The tests have been performed by the technical personnel: Carlos Haro López.

## Testing verdicts

Fail	F
Inconclusive	I
Not applicable	N/A
Not measured	N/M
Pass	P

## List of equipment used during the test

Control No.	Equipment	Model	Manufacturer	Next Calibration
8866	EMI TEST RECEIVER 2Hz-44GHz	ESW44	ROHDE AND SCHWARZ	2023-09-21
6132	ETHERNET TEMPERATURE AND HUMIDITY LOGGER	HWg-STE	HW GROUP	2022-04-05
6126	ETHERNET TEMPERATURE AND HUMIDITY LOGGER	HWg-STE	HW GROUP	2022-04-05
4612	HORN ANTENNA 1-18GHz	BBHA 9120 D	SCHWARZBECK MESS-ELEKTRONIK	2024-07-13
5641	HYBRID BILOG ANTENNA 30MHz-6GHz	3142E	EST LINDGREN	2024-09-15
8788	PREAMPLIFIER 30dB 500MHz-18GHz	BBV 9718 C	SCHWARZBECK	2022-06-07
6064	SEMIANECHOIC ABSORBER LINED CHAMBER	SAC-3	FRANKONIA	--
6329	SHIELDED ROOM	---	FRANKONIA	--

## Summary

---

Test Specification.	Requirement – Test case	Verdict	Remark
FCC CFR 47, Part 15, Subpart B (10-1-20 Edition) & ICES-003 Issue 7 (October 2020)	RE Radiated emission. Electromagnetic field measure	Pass	---
	CE Conducted emission	N/A	(1)
<u>Supplementary information and remarks:</u> (1) This test is not applicable because EUT is powered in DC			

## Appendix A: Test results

## Appendix A content

DESCRIPTION OF THE OPERATION MODES .....	13
TEST STANDARDS VERSION APPLIED .....	14
TEST CASES DETAILS .....	15
<i>RE Radiated emission. Electromagnetic field measure</i> .....	15

## Description of the operation modes

---

The operation modes described in this paragraph constitute a functionality of the sample under test for itself.

The operation modes used by the samples to which the present report refers, are shown in the following table:

Id	Description
OM/01	EUT ON. BLE and RFID in IDLE state. Continuous communication with EEPROM, XFLASH and Secure Element. RS-485 communication established. Power supply: 12Vdc

## Test standards version applied

---

The product standards and test standards applied for each test cases are shown in the following table:

Product Test Standard	Test standard	Requirement – Test case
FCC CFR 47, Part 15, Subpart B (10-1-20 Edition) & ICES-003 Issue 7 (October 2020)	ANSI C63.4 (2014)	RE Radiated emission.

## Test Cases Details

### RE Radiated emission. Electromagnetic field measure

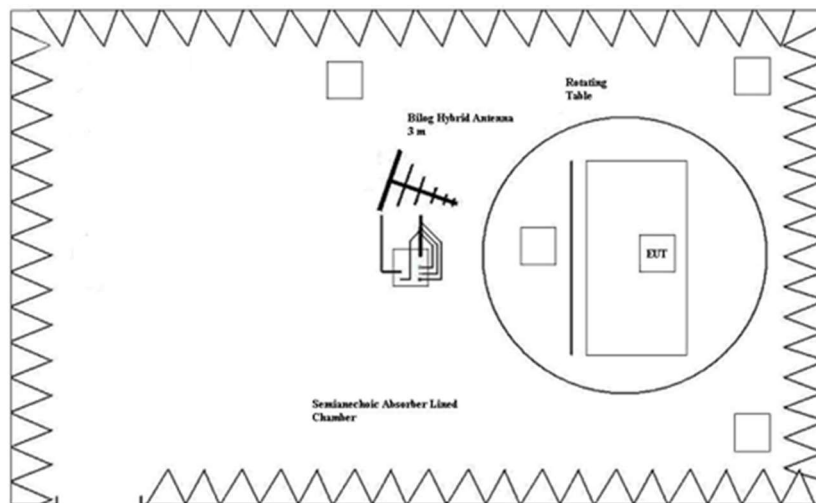
#### Limits of interference Class B

The applied limit for radiated emissions, 3 m distance, according to the requirements of FCC Rules and Regulations 47 CFR Part 15, Subpart B (10-1-20 Edition), Secs. 15.109 & ICES-003 Issue 7 (October 2020)

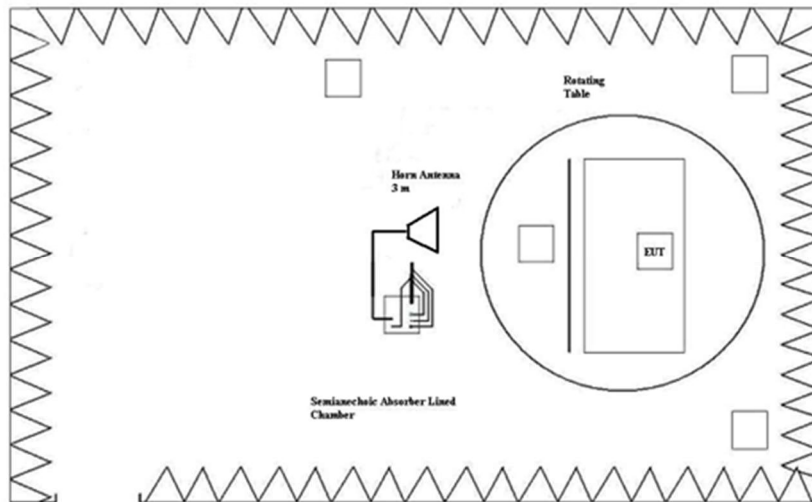
Frequency range (MHz)	FCC Part 15B		ICES-003 Issue 7		FCC Part 15B & ICES-003 Issue 7	
	QP Limit for 3 m		QP Limit for 3 m		PK Limit for 3 m	AVG Limit for 3 m
	( $\mu\text{V/m}$ )	( $\text{dB}\mu\text{V/m}$ )	( $\mu\text{V/m}$ )	( $\text{dB}\mu\text{V/m}$ )	( $\text{dB}\mu\text{V/m}$ )	( $\text{dB}\mu\text{V/m}$ )
30 to 88	100	40	100	40	---	---
88 to 216	150	43.5	150	43.5	---	---
216 to 230	200	46	200	46	---	---
230 to 960	200	46	224	47	---	---
960 to 1000	500	54	500	54	---	---
Above 1000	---	---	---	---	74	54

Limits according to FCC Part 15B, are equal or more stringent than those of ICES-003 Issue 7.

#### Setup for measurements



Setup for measurements < 1GHz.



Setup for measurements > 1GHz.

## Results

S/	OM	Code	Freq Rng (MHz)	V
01	OM/01	RE0101LR	[30, 1000]	P
01	OM/01	RE0101HR	[1000, 12750]	P

Note: Range:  $f > 12.75$  GHz. Test required only to the 5th harmonics of the maximum internal work frequency in the EUT.

## Verdict

Pass



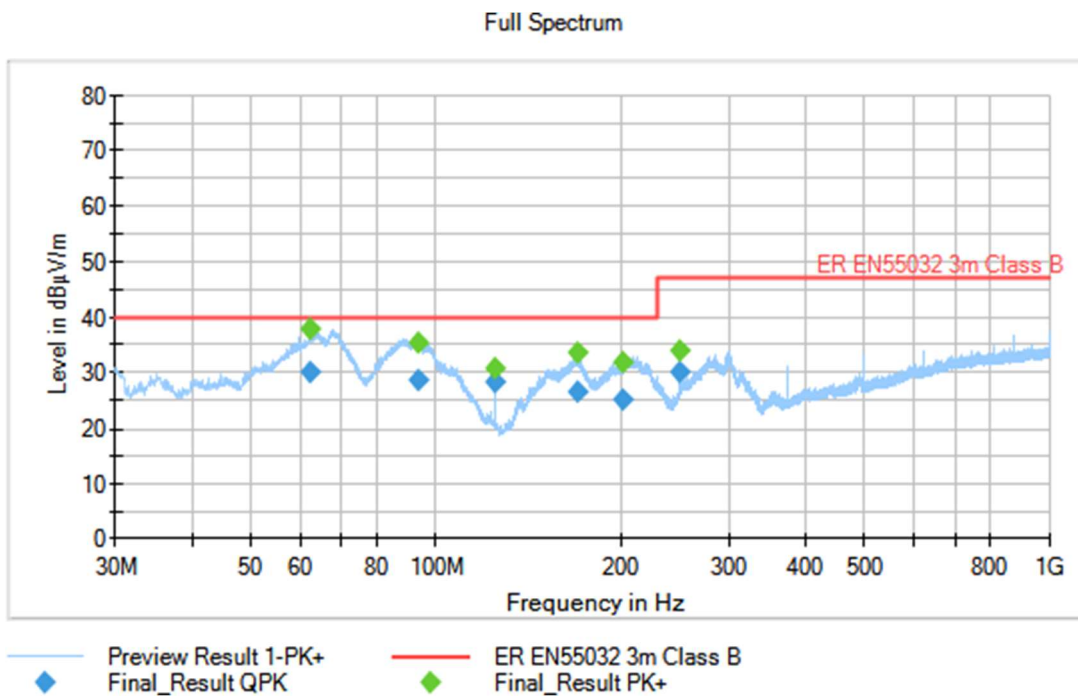
**Attachments**

**EMC Test Code = RE0101LR, Frequency Range MHz = [30, 1000]**

Sample ID: S/01

Operation Mode: OM/01. EUT ON. BLE and RFID in IDLE state. Continuous communication with EEPROM, XFLASH and Secure Element. RS-485 communication established. Power supply: 12Vdc

**Images:**



**Documents:**

Frequency(MHz)	QuasiPeak(dBµV/m)	MaxPeak(dBµV/m)	Limit(dBµV/m)	Margin(dB)	Height(cm)	Pol	Azimuth(deg)
62.499000	29.92	---	40.00	10.08	199.0	H	48.0
62.499000	---	38.05	---	---	199.0	H	48.0
93.815000	---	35.45	---	---	136.0	H	9.0
93.815000	28.76	---	40.00	11.24	136.0	H	9.0
124.981000	---	30.94	---	---	100.0	H	-32.0
124.981000	28.32	---	40.00	11.68	100.0	H	-32.0
169.724000	26.68	---	40.00	13.32	114.0	H	-106.0
169.724000	---	33.54	---	---	114.0	H	-106.0
201.350000	25.01	---	40.00	14.99	141.0	V	134.0
201.350000	---	31.73	---	---	141.0	V	134.0
250.021000	30.15	---	47.00	16.85	124.0	V	-30.0
250.021000	---	33.82	---	---	124.0	V	-30.0

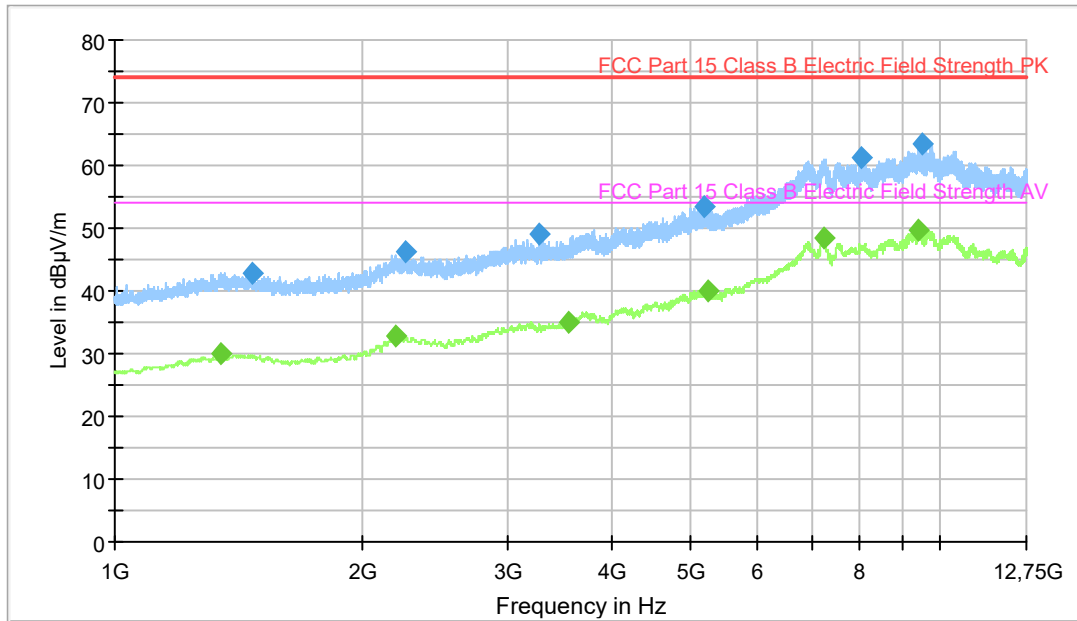
**EMC Test Code = RE0101HR, Frequency Range MHz = [1000, 12750]**

Sample ID: S/01

Operation Mode: OM/01. EUT ON. BLE and RFID in IDLE state. Continuous communication with EEPROM, XFLASH and Secure Element. RS-485 communication established. Power supply: 12Vdc

**Images:**

Full Spectrum



**Documents:**

Frequency(MHz)	QuasiPeak(dBµV/m)	MaxPeak(dBµV/m)	Limit(dBµV/m)	Margin(dB)
1348.250000	---	29.92	53.97	24.05
1466.500000	42.85	---	73.97	31.12
2192.500000	---	32.66	53.97	21.31
2253.750000	46.35	---	73.97	27.62
3270.500000	48.95	---	73.97	25.02
3543.500000	---	34.94	53.97	19.03
5194.500000	53.30	---	73.97	20.67
5253.500000	---	40.02	53.97	13.95
7250.250000	---	48.30	53.97	5.67
8026.500000	61.19	---	73.97	12.78
9451.500000	---	49.62	53.97	4.35
9513.250000	63.42	---	73.97	10.55