

ISED CABid: ES1909

Test Report No:
 NIE: 71412RRF.003

Partial Test Report

USA FCC Part 15.31h, 15.225, 15.247, 15.209
 CANADA RSS-210, RSS-247, RSS-Gen

(*) Identification of item tested	Design XS - Wall Reader including all mechanical variants
(*) Trademark	SALTO
(*) Model and /or type reference	WRD0M Type reference: P1619
Other identification of the product	HW version: 1.0 SW version: 0194 (Control FW) FCC ID: UKCWRD0M IC: 10088A-WRD0M
(*) Features	Contains a certified Bluetooth LE module
Applicant	SALTO SYSTEMS, S.L. Arkotz 9, Polígono Lanbarren, 20180, Oiartzun, Guipuzcoa, Spain
Test method requested, standard	USA FCC Part 15.31(h) (10-1-20 Edition): Measurement standard. USA FCC Part 15.225 (10-1-20 Edition): Operation within the band 13.110 -14.010. USA FCC Part 15.247 (10-1-20) Edition: Operation within the bands 902 - 928 MHz, 2400 -2483.5 MHz, and 5725 - 5850 MHz. USA FCC Part 15.209 (10-1-20) Edition: Radiated emission limits; general requirements. CANADA RSS-210 Issue 10 (December 2019). CANADA RSS-247 Issue 2 (February 2017). CANADA RSS-Gen Issue 5 (March 2019). -Transmitter out of band radiated emissions with simultaneous transmissions. Guidance for Performing Compliance Measurements on Digital Transmission System, Frequency Hopping Spread Spectrum System, and Hybrid Systems Devices Operating Under Section 15.247 of the FCC Rules. 558074 D01 Meas Guidance v05r02 dated April 2, 2019. ANSI C63.10-2013: American National Standard for Testing Unlicensed Wireless Devices.
Approved by (name / position & signature)	Rafael López Martín EMC Consumer & RF Lab. Manager
Date of issue	2022-06-03
Report template No	FDT08_24 (*) "Data provided by the client"



Index

Competences and guarantees	3
General conditions.....	3
Uncertainty.....	3
Data provided by the client	3
Usage of samples	3
Test sample description	4
Identification of the client	5
Testing period and place	5
Document history.....	5
Environmental conditions	5
Remarks and comments.....	5
Testing verdicts.....	7
Summary	7
Appendix A: Test results. Bluetooth Low Energy + NFC 13.56 MHz.....	8

Competences and guarantees

DEKRA Testing and Certification S.A.U. is a testing laboratory accredited by the National Accreditation Body (ENAC -Entidad Nacional de Acreditación), to perform the tests indicated in the Certificate No. 51/LE 147.

DEKRA Testing and Certification S.A.U is a FCC-recognized accredited testing laboratory with appropriate scope of accreditation that include testing performed in this test report.

DEKRA Testing and Certification S.A.U is an ISED-recognized accredited testing laboratory, CABid: ES1909, with the appropriate scope of accreditation that covers the performed tests in this report.

In order to assure the traceability to other national and international laboratories, DEKRA Testing and Certification S.A.U. has a calibration and maintenance program for its measurement equipment.

DEKRA Testing and Certification S.A.U. guarantees the reliability of the data presented in this report, which is the result of the measurements and the tests performed to the item under test on the date and under the conditions stated on the report and, it is based on the knowledge and technical facilities available at DEKRA Testing and Certification S.A.U. at the time of performance of the test.

DEKRA Testing and Certification S.A.U. is liable to the client for the maintenance of the confidentiality of all information related to the item under test and the results of the test.

The results presented in this Test Report apply only to the particular item under test established in this document.

IMPORTANT: No parts of this report may be reproduced or quoted out of context, in any form or by any means, except in full, without the previous written permission of DEKRA Testing and Certification S.A.U.

General conditions

1. This report is only referred to the item that has undergone the test.
2. This report does not constitute or imply on its own an approval of the product by the Certification Bodies or competent Authorities.
3. This document is only valid if complete; no partial reproduction can be made without previous written permission of DEKRA Testing and Certification.
4. This test report cannot be used partially or in full for publicity and/or promotional purposes without previous written permission of DEKRA Testing and Certification and the Accreditation Bodies.

Uncertainty

Uncertainty (factor k=2) was calculated according to the DEKRA Testing and Certification S.A.U. internal document PODT000.

The total uncertainty of the measurement system for the radiated emissions of the EUT is:

From 9 kHz to 30 MHz:	Measurement uncertainty $\leq \pm 5.1$ dB.
From 30 MHz to 1 GHz:	Measurement uncertainty $\leq \pm 5.35$ dB.
From 1 to 17 GHz:	Measurement uncertainty $\leq \pm 5.13$ dB.
From 17 to 26 GHz:	Measurement uncertainty $\leq \pm 5.51$ dB.

Data provided by the client

The following data has been provided by the client:

1. Information relating to the description of the sample ("Identification of the item tested", "Trademark", "Model and/or type reference tested").
2. The sample of the model WRD0M is a Design XS - Wall Reader with Mifare (ISO 14443A & ISO 15693 standard based) and Bluetooth LE technology.

DEKRA Testing and Certification S.A.U. declines any responsibility with respect to the information provided by the client and that may affect the validity of result.

Usage of samples

Samples undergoing test have been selected by: The client.

- Sample S/01 is composed of the following elements:

Control N°	Description	Model	Serial N°	Reception
71412B/006	Design XS - Wall Reader including all mechanical variants	WRD0M	--	2022/03/11

Auxiliary elements used with the Sample S/01:

Control N°	Description	Model	Serial N°	Reception
71412B/011	Control Unit	CU4200	--	2022/03/11
71412B/013	Power Supply	6A-181WP12	--	2022/03/11

Sample S/01 has undergone the test(s): The Radiated tests indicated in the Appendix A.

Test sample description

Ports.....:	Port name and description	Cable					
		Specified max length [m]	Attached during test	Shielded	Coupled to patient ⁽³⁾		
-	-		<input type="checkbox"/>	<input type="checkbox"/>	<input type="checkbox"/>		
Supplementary information to the ports.....:	-						
Rated power supply	Voltage and Frequency		Reference poles				
			L1	L2	L3	N	PE
	<input type="checkbox"/>	AC:	<input type="checkbox"/>	<input type="checkbox"/>	<input type="checkbox"/>	<input type="checkbox"/>	<input type="checkbox"/>
	<input checked="" type="checkbox"/>	DC: 12 Vdc from CU42xx					
Rated Power.....:	-						
Clock frequencies.....:	27.12 MHz						
Other parameters	RS-485						
Software version.....:	0194 (Control FW)						
Hardware version	1.0						
Dimensions in cm (W x H x D) ...:	9.55 x 9.55 x 2.2/2.7 (conical/square base) cm / 9,55 x 14,1 x 2,95 cm (rectangular housing)						
Mounting position	<input type="checkbox"/>	Table top equipment					
	<input checked="" type="checkbox"/>	Wall/Ceiling mounted equipment					
	<input type="checkbox"/>	Floor standing equipment					
	<input type="checkbox"/>	Hand-held equipment					
	<input type="checkbox"/>	Other:					
Modules/parts.....:	Module/parts of test item		Type	Manufacturer			
	Bluetooth LE certified module		BLE	INSIGHT			
	-						
Accessories (not part of the test item)	Description		Type	Manufacturer			
	-						
Documents as provided by the applicant	Description		File name	Issue date			
	User manual						
	FW Explanation						

⁽³⁾ Only for Medical Equipment

Identification of the client

SALTO SYSTEMS, S.L.
Arkotz 9, Polígono Lanbarren, 20180, Oiartzun, Guipúzcoa, Spain

Testing period and place

Test Location	DEKRA Testing and Certification S.A.U.
Date (start)	2022-03-21
Date (finish)	2022-03-23

Document history

Report number	Date	Description
71412RRF.003	2022-06-03	First release.

Environmental conditions

In the control chamber, the following limits were not exceeded during the test:

Temperature	Min. = 15 °C Max. = 35 °C
Relative humidity	Min. = 20 % Max. = 75 %

In the semianechoic chamber, the following limits were not exceeded during the test.

Temperature	Min. = 15 °C Max. = 35 °C
Relative humidity	Min. = 20 % Max. = 75 %

Remarks and comments

The tests have been performed by the technical personnel: Miguel Manuel López and Javier Miguel Nadales.

Used instrumentation:

Radiated Measurements:

	Last Calibration	Due Calibration
1. Semianechoic Absorber Lined Chamber ETS LINDGREN FACT 3 200 STP	N/A	N/A
2. Shielded Room ETS LINDGREN S101	N/A	N/A
3. Active Loop Antenna HEWLETT PACKARD 11966A	2020/07	2022/07
4. EMI Test Receiver 7 GHz ROHDE AND SCHWARZ ESR7	2021/11	2023/11
5. AC Power Supply 135/270 V, 5/10/20/40 A ELGAR CS-AC35(351SL)	2019/09	2022/09
6. Digital Multimeter FLUKE 179	2021/10	2022/10
7. Biconical/Log Antenna 30 MHz - 6 GHz ETS LINDGREN 3142E	2020/10	2023/10
8. RF Preamplifier 40 dB, 10 MHz - 6 GHz BONN ELEKTRONIK BLNA 0160-01N	2022/03	2023/03
9. Horn Antenna 1-18 GHz SCHWARZBECK MESS-ELEKTRONIK BBHA 9120 D	2020/08	2023/08
10. Horn Antenna 18-40 GHz SCHWARZBECK MESS-ELEKTRONIK BBHA 9170	2020/05	2023/05
11. RF Preamplifier G>30dB, 1-18GHz BONN ELEKTRONIK BLMA 0118-3A	2021/12	2022/12
12. Pre-Amplifier G>30dB 17-40GHz BONN ELEKTRONIK BLMA 1840-4A	2021/09	2022/09
13. Signal and Spectrum Analyzer 10 Hz - 40 GHz ROHDE AND SCHWARZ FSV40	2020/03	2022/03
14. Software de medida EMC/RF ROHDE AND SCHWARZ EMC32	N.A.	N.A.

Testing verdicts

Not applicable:	N/A
Pass:	P
Fail:	F
Not measured:	N/M

Summary

FCC PART 15 PARAGRAPH / RSS-247		
Requirement – Test case	Verdict	Remark
FCC 15.31 (h), FCC 15.209 (a), 15.225 (d), 15.247 (d) / RSS-Gen 8.9, RSS-210 B.6 (a)(iv), RSS-247 5.5: - Emission limitations radiated (Transmitter)	P	(1)
<u>Supplementary information and remarks:</u> (1) Only co-location radiated spurious emission test was requested.		

Appendix A: Test results.

Bluetooth Low Energy + NFC 13.56 MHz

INDEX

TEST CONDITIONS	10
FCC 15.31 (h), 15.209 (a), 15.225 (d), 15.247 (d) / RSS-Gen 8.9, RSS-210 B.6 (a)(iv), RSS-247 5.5 Emission limitations radiated (Transmitter).....	14

TEST CONDITIONS

(*) Declared by the Applicant

POWER SUPPLY (*):

Vnominal: 12 Vdc
 Type of Power Supply: External DC from CU4200.

ANTENNA (*):

Type of Antenna for Bluetooth Low Energy: Integral (chip).
 Maximum Declared Antenna Gain for Bluetooth Low Energy: +0.6 dBi

 Type of Antenna for NFC 13.56 MHz ISO 14443A / ISO 15693: Integral (chip).
 Maximum Declared Antenna Gain for NFC 13.56 MHz ISO 14443A / ISO 15693: 0 dBi

RADIOS AND CHANNELS TESTED:

	Bluetooth Low Energy / DTS	
Mode:	1M (GFSK - 1DH5)	
Channel Spacing:	2 MHz	
Frequency Range:	2402 MHz to 2480 MHz	
Transmit Channel:	Channel	Channel Frequency (MHz)
	37	2402

	NFC 13.56 MHz ISO 14443A / ASK 100%, OOK (subcarrier fc/16)	
Mode:	Single Channel	
Channel Spacing:	Not Applicable	
Frequency Range:	13.553 - 13.567 MHz	
Transmit Channel:	Channel	Channel Frequency (MHz)
	1	13.56

	NFC 13.56 MHz ISO 15693 / ASK 10% - 30%, OOK (subcarrier fc/32)	
Mode:	Single Channel	
Channel Spacing:	Not Applicable	
Frequency Range:	13.553 - 13.567 MHz	
Transmit Channel:	Channel	Channel Frequency (MHz)
	1	13.56

The EUT was tested in the following operating mode:

- Continuous transmission with a modulated carrier at maximum power in all required channels selecting the supported data rates/modulations types.

During transmitter test the EUT was being controlled by the SW tool to operate in a continuous transmit mode on the test channel as required and in each of the different modulation modes.

Selected Transmission Modes for each Radio:

The following configurations were selected based on preliminary testing that identified those corresponding to the worst-cases:

* Bluetooth Low Energy: Transmitter radiated spurious emissions tests were performed with the EUT transmitting 1 Mbps in the Low Channel (CH37: 2402 MHz).

* NFC 13.56 MHz: Transmitter radiated spurious emissions tests were performed with the EUT transmitting in the Single Channel configuration supported by this radio.

TESTED SIMULTANEOUS TRANSMISSION MODES:

* **Co-Location mode Bluetooth, NFC 13.56 MHz ISO 14443A**, with the EUT configured to simultaneously transmit two signals at maximum output power:

Bluetooth Low Energy in 1 Mbps in the Low Channel (CH37: 2402 MHz), NFC 13.56 MHz ISO 14443A Single Channel.

* **Co-Location mode Bluetooth, NFC 13.56 MHz ISO 15693**, with the EUT configured to simultaneously transmit two signals at maximum output power:

Bluetooth Low Energy in 1 Mbps in the Low Channel (CH37: 2402 MHz), NFC 13.56 MHz ISO 15693 Single Channel.

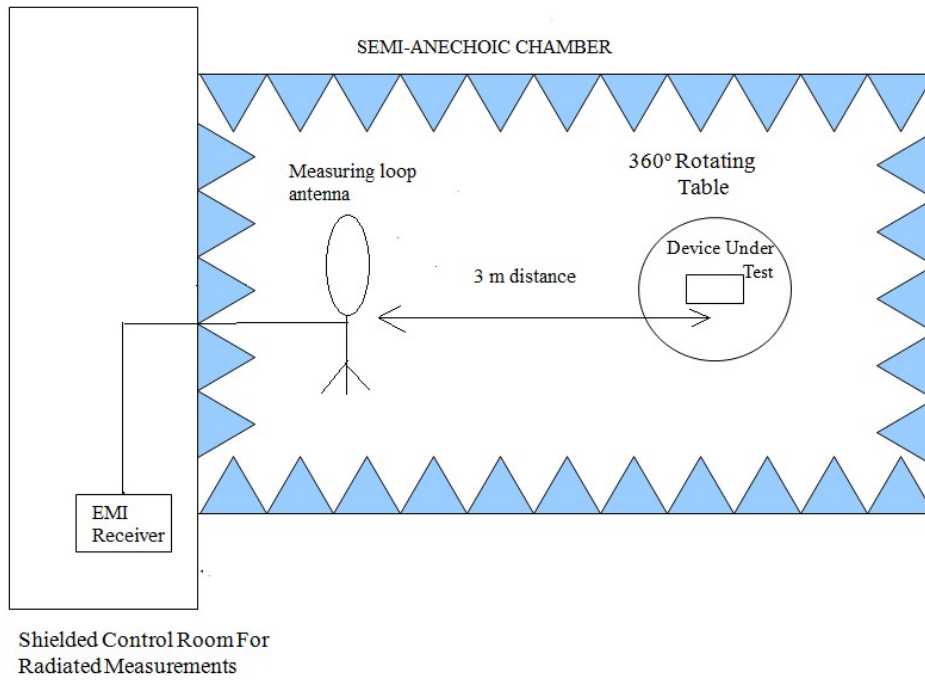
RADIATED MEASUREMENTS:

All radiated tests were performed in a semi-anechoic chamber. The measurement antenna is situated at a distance of 3 m (Loop antenna for the range between 9 kHz to 30 MHz and Bilog antenna for 30 MHz to 1000 MHz) and at distance of 1 m for the frequency range 1 GHz-26 GHz (1 GHz-18 GHz Double ridge horn antenna and 18 GHz-26 GHz horn antenna).

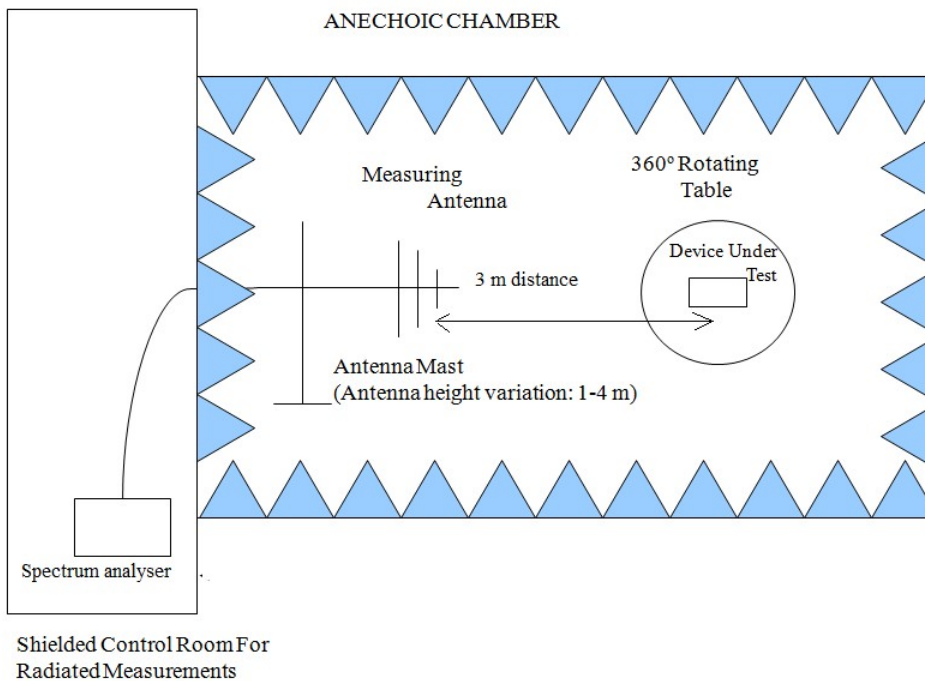
The equipment under test was set up on a non-conductive platform above the ground plane and the situation and orientation was varied to find the maximum radiated emission. It was also rotated 360° and the antenna height was varied from 1 to 4 meters to find the maximum radiated emission.

Measurements were made in both horizontal and vertical planes of polarization.

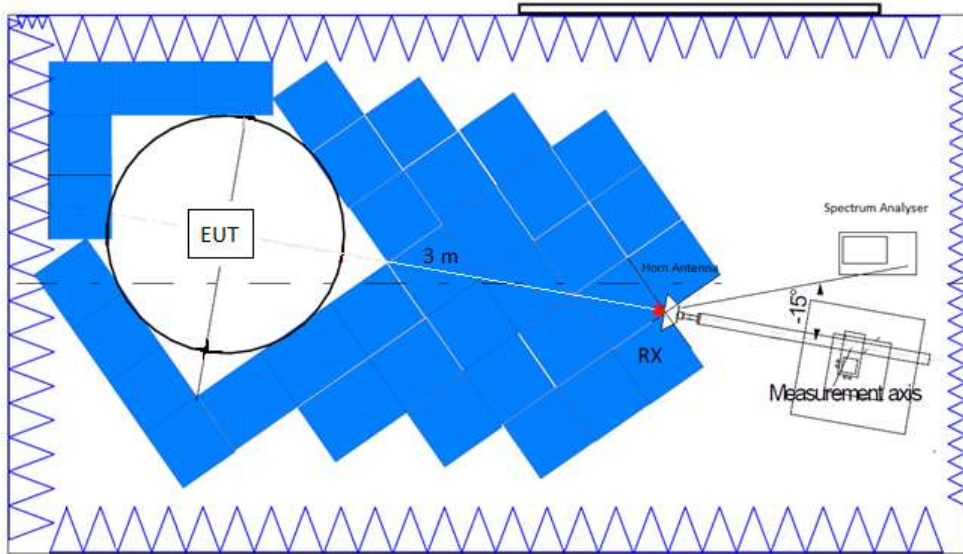
Radiated measurements setup $f < 30$ MHz:



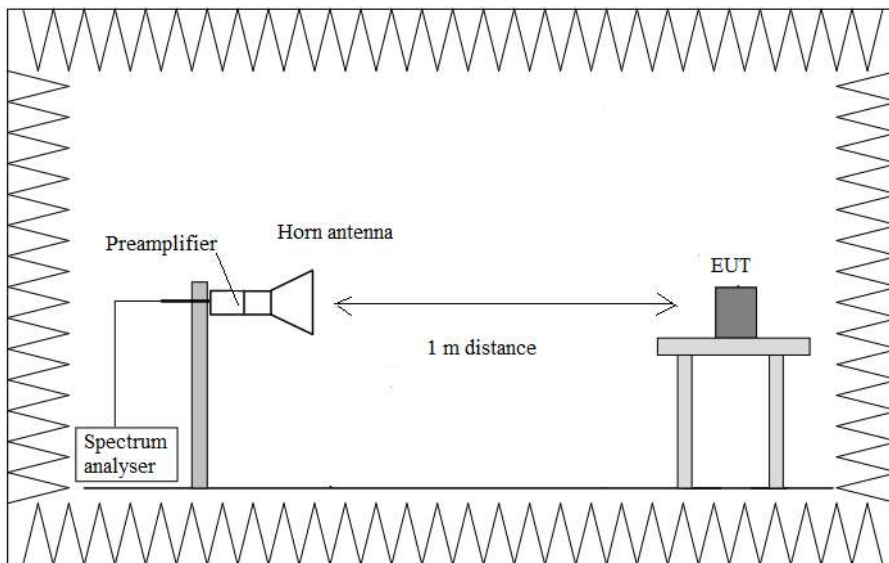
Radiated measurements setup $30 \text{ MHz} < f < 1 \text{ GHz}$:



Radiated measurements setup $f > 1$ GHz up to 17 GHz:



Radiated measurements setup $f > 17$ GHz up to 40 GHz:



FCC 15.31 (h), 15.209 (a), 15.247 (d) / RSS-Gen 8.9, RSS-247 5.5 Emission limitations radiated (Transmitter)

SPECIFICATION:

Radiated emissions which fall in the restricted bands, as defined in §15.205(a), appearing outside of the band 13.110 MHz - 14.010 MHz band must also comply with the radiated emission limits specified in §15.209(a) (see §15.205(c) / RSS-Gen):

Frequency Range (MHz)	Field strength (µV/m)	Field strength (dBµV/m)	Measurement distance (m)
0.009-0.490	2400/F(kHz)	-	300
0.490-1.705	24000/F(kHz)	-	30
1.705 - 30.0	30		30
30 - 88	100	40	3
88 - 216	150	43.5	3
216 - 960	200	46	3
960 - 40000	500	54	3

The emission limits shown in the above table are based on measurements employing CISPR quasi-peak detector except for the frequency bands 9-90 kHz, 110-490 kHz and above 1000 MHz. Radiated emission limits in these three bands are based on measurements employing an average detector.

For average radiated emission measurements above 1000 MHz, there is also a limit corresponding to 20 dB above the indicated values in the table is specified when measuring with peak detector function.

RSS-247. Attenuation below the general field strength limits specified in RSS-Gen is not required.

RESULTS:

The situation and orientation was varied to find the maximum radiated emission. It was also rotated 360° and the antenna height was varied from 1 to 4 meters to find the maximum radiated emission.

Measurements were made in both horizontal and vertical planes of polarization.

All tests were performed in a semi-anechoic chamber at a distance of 3 m for the frequency range 9 KHz-17 GHz and at distance of 1m for the frequency range 17 GHz-26 GHz.

The field strength is calculated by adding correction factor to the measured level from the spectrum analyzer. This correction factor includes antenna factor, cable loss and pre-amplifiers gain.

A resolution bandwidth / video bandwidth of 100 kHz / 300 kHz was used for frequencies between 30 MHz up to 1 GHz and 1 MHz / 3 MHz for frequencies above 1 GHz.

Test performed on the following worst-cases in all relevant tests channels.

- **Co-Location mode Bluetooth Low Energy, NFC 13.56 MHz ISO 14443A:**

Bluetooth Low Energy: Low Channel (2402 MHz). GFSK.
NFC 13.56 MHz ISO 14443A: Single Channel (13.56 MHz). ASK 100%, OOK (subcarrier fc/16).

Frequency range 9 kHz - 30 MHz:

The spurious emissions do not depend on either the operating channel or the modulation mode.

No spurious frequencies detected at less than 20 dB below the limit.

Frequency range 30 MHz - 1 GHz

The spurious emissions below 1 GHz do not depend on either the operating channel or the modulation mode.

Spurious frequencies at less than 20 dB below the limit:

Spurious frequency (MHz)	Emission Level (dB μ V/m)	Polarization	Detector
40.6700	27.32	V	Quasi Peak
67.7693	26.04	V	Quasi Peak

Frequency range 1 - 26 GHz

Spurious frequencies with peak levels above the average limit (54 dB μ V/m at 3 m) are measured with average detector for checking compliance with the average limit.

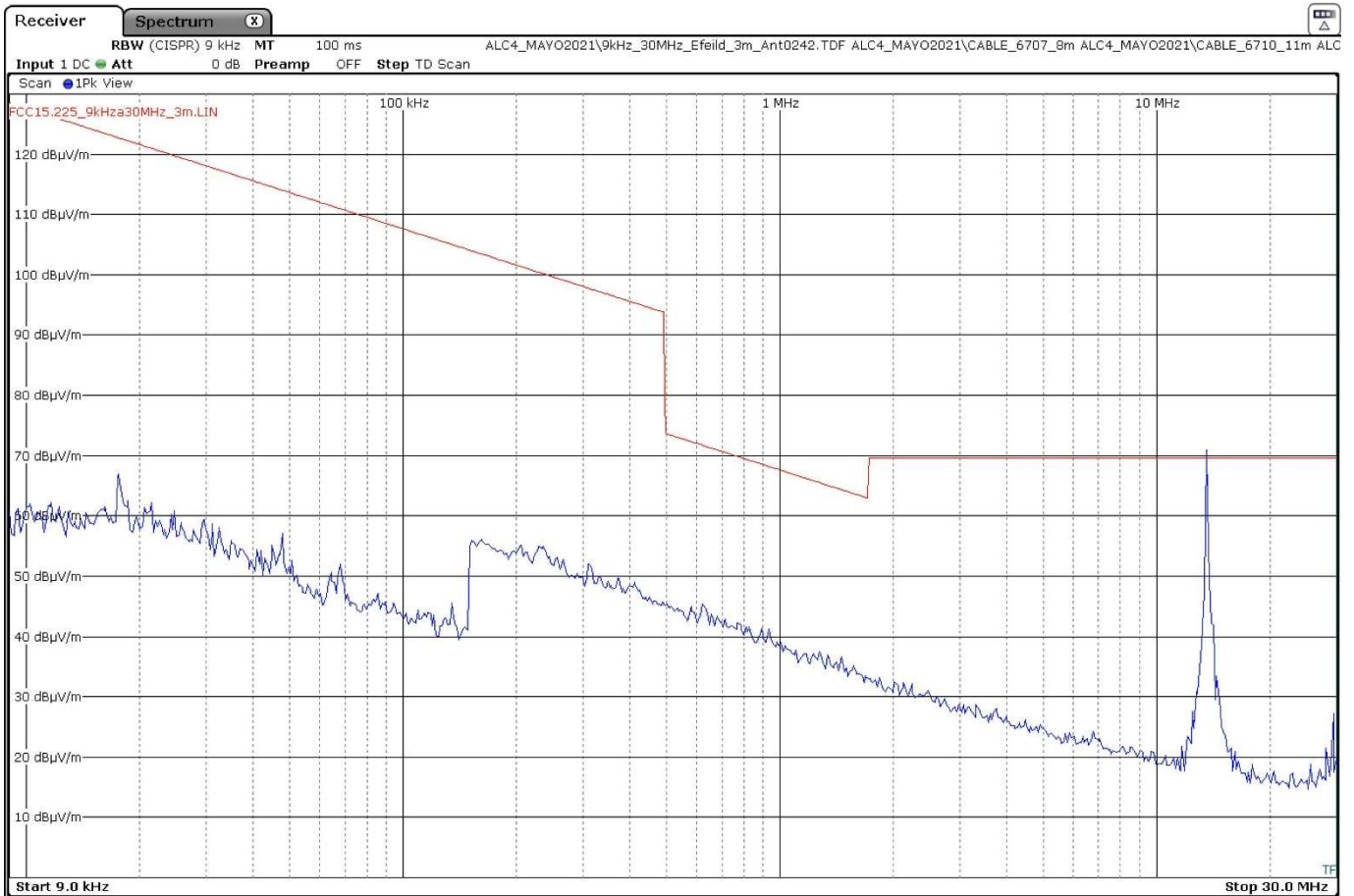
Spurious frequencies at less than 20 dB below the limit:

Spurious frequency (MHz)	Emission Level (dB μ V/m)	Polarization	Detector
7206.5600 (*)	57.62	H	Peak

(*) This spurious frequency is outside the restricted bands as defined in §15.205(a). The measured maximum carrier level at 3 m was 93.99 dB μ V/m (Peak) so the spurious level is more than 20 dB below the carrier level.

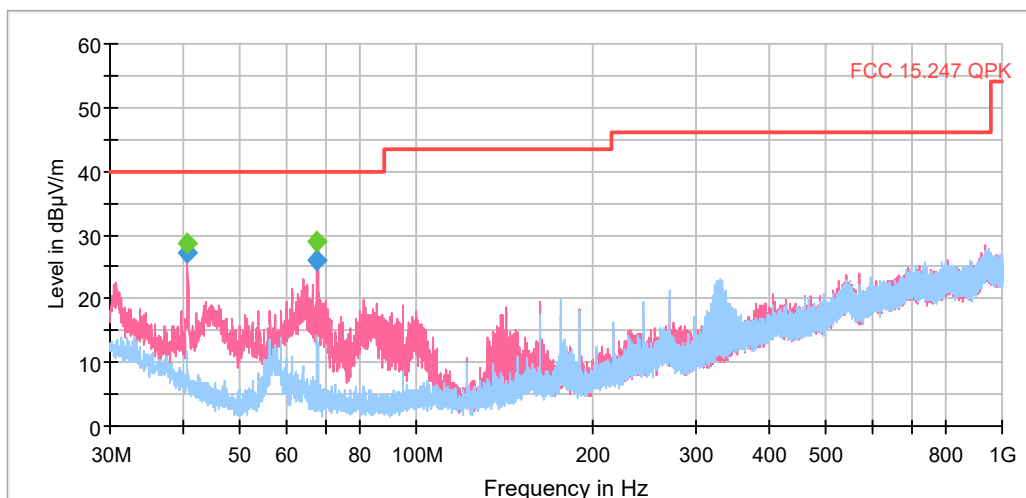
Verdict: PASS

FREQUENCY RANGE 9 kHz - 30 MHz (worst-case):

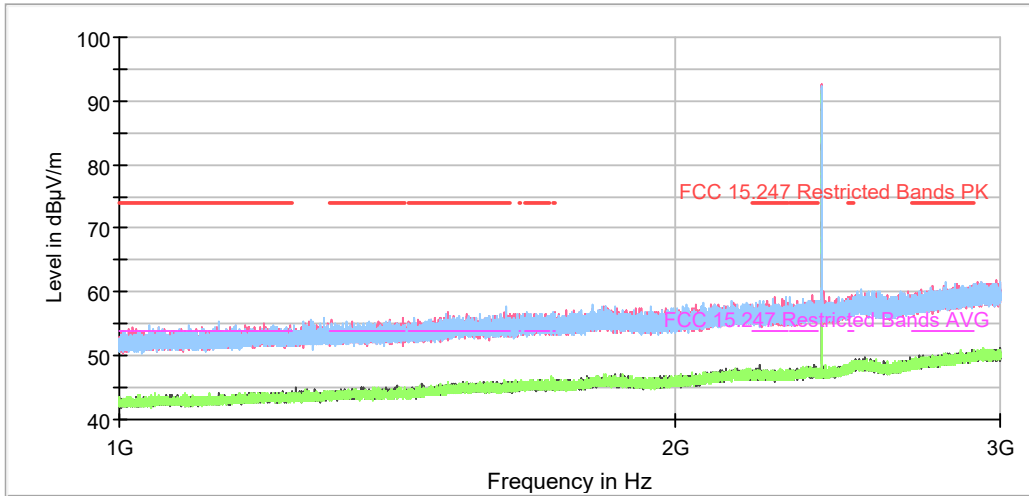


The peak above the limit is the NFC 13.56 MHz ISO 14443A carrier frequency.

FREQUENCY RANGE 30 MHz - 1 GHz (worst-case):

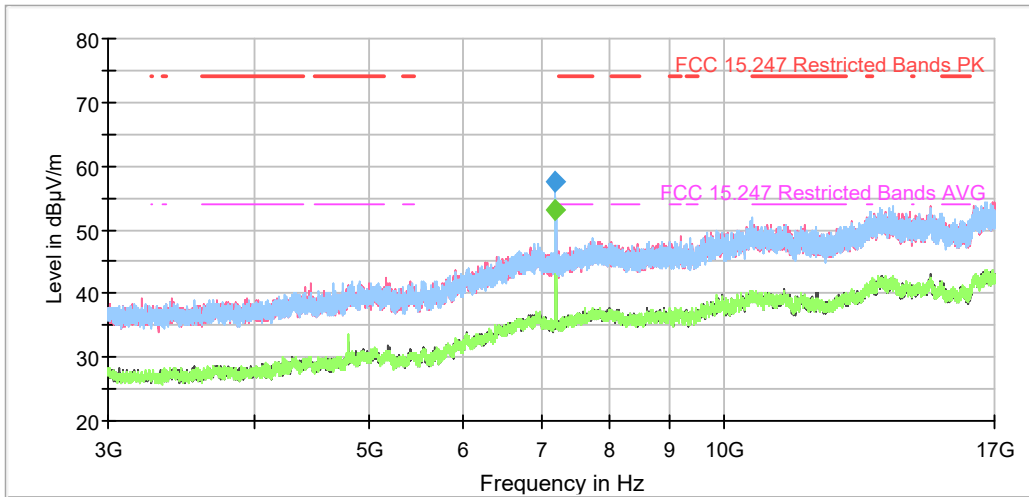


FREQUENCY RANGE 1 - 3 GHz (worst-case):

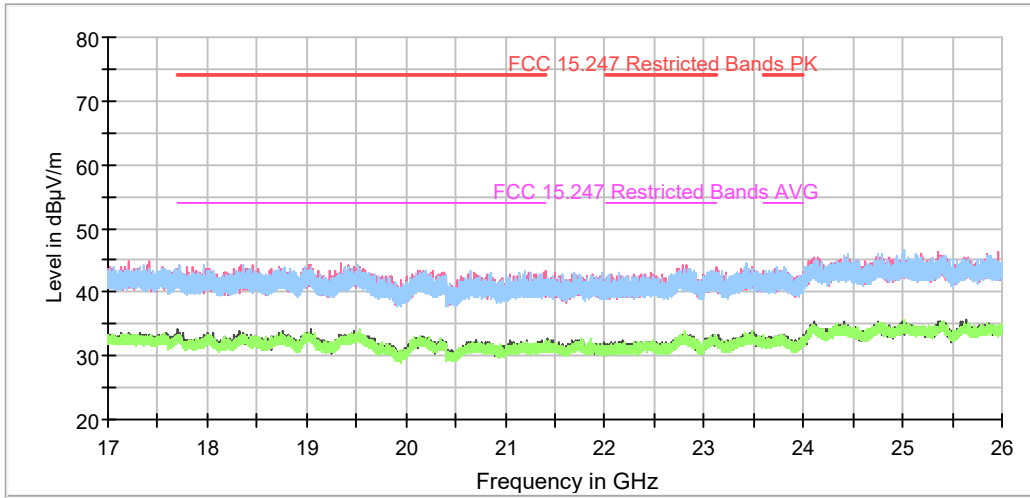


The peak above the limit is the Bluetooth LE carrier frequency.

FREQUENCY RANGE 3 - 17 GHz (worst-case):



FREQUENCY RANGE 17 - 26 GHz (worst-case):



- **Co-Location mode Bluetooth Low Energy, NFC 13.56 MHz ISO 15693:**

Bluetooth Low Energy: Low Channel (2402 MHz). GFSK.
NFC 13.56 MHz ISO 15693: Single Channel (13.56 MHz). ASK 10% - 30%, OOK (subcarrier fc/32).

Frequency range 9 kHz - 30 MHz

The spurious emissions do not depend on either the operating channel or the modulation mode.

No spurious frequencies detected at less than 20 dB below the limit.

Frequency range 30 MHz - 1 GHz

The spurious emissions below 1 GHz do not depend on either the operating channel or the modulation mode.

Spurious frequencies at less than 20 dB below the limit:

Spurious frequency (MHz)	Emission Level (dB μ V/m)	Polarization	Detector
40.6396	26.12	V	Quasi Peak
67.7390	21.09	V	Quasi Peak

Frequency range 1 - 26 GHz

Spurious frequencies with peak levels above the average limit (54 dB μ V/m at 3 m) are measured with average detector for checking compliance with the average limit.

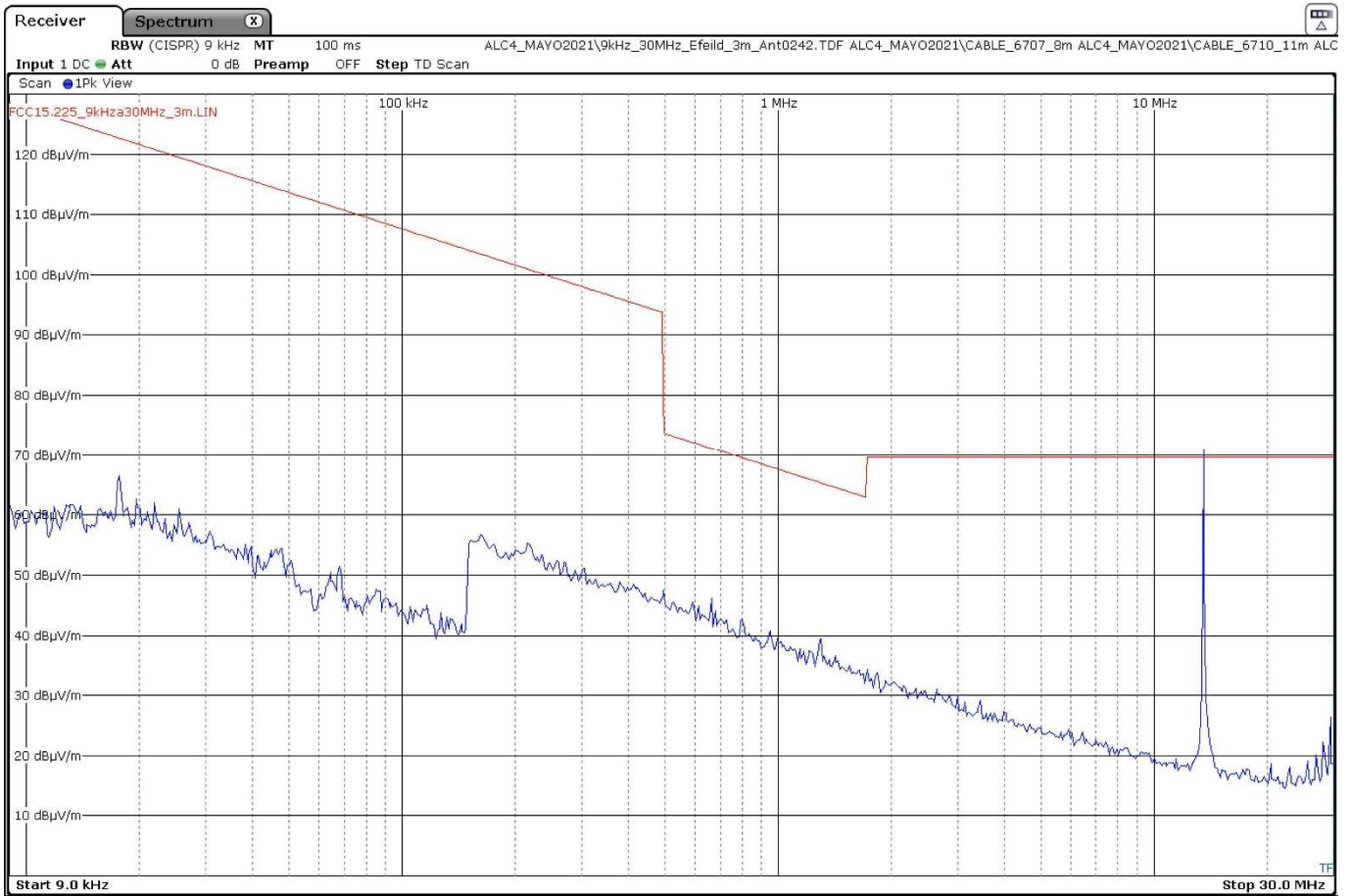
Spurious frequencies at less than 20 dB below the limit:

Spurious frequency (MHz)	Emission Level (dB μ V/m)	Polarization	Detector
7205.2500 (*)	57.09	H	Peak

(*) This spurious frequency is outside the restricted bands as defined in §15.205(a). The measured maximum carrier level at 3 m was 93.99 dB μ V/m (Peak) so the spurious level is more than 20 dB below the carrier level.

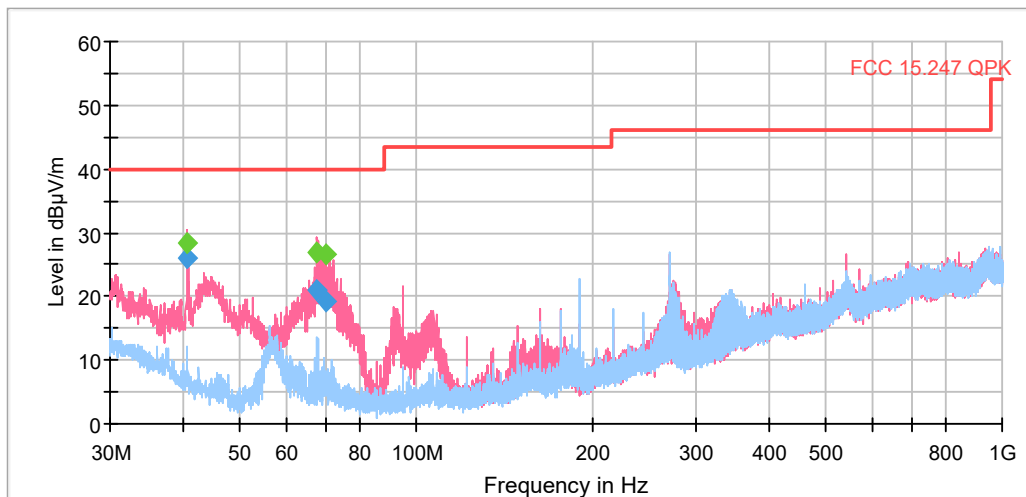
Verdict: PASS

FREQUENCY RANGE 9 kHz - 30 MHz (worst-case):

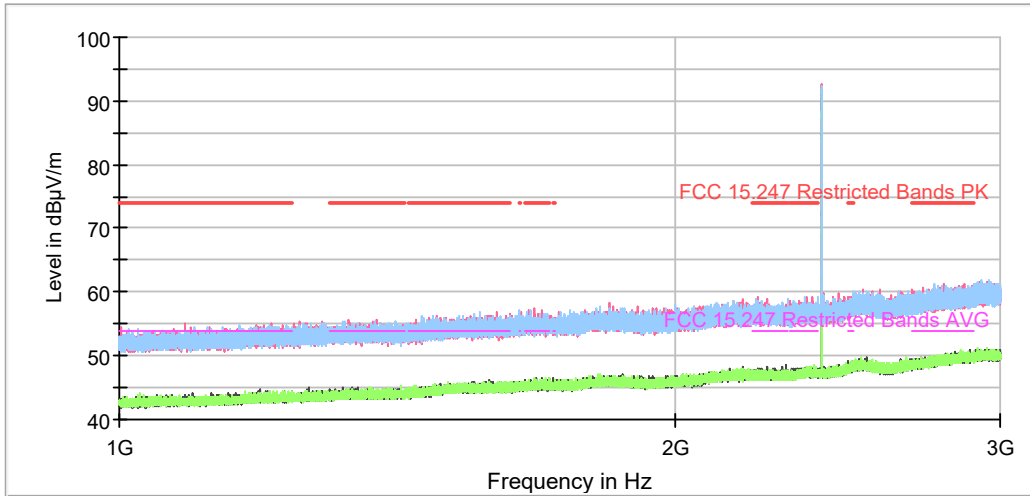


The peak above the limit is the NFC 13.56 MHz ISO 15693 carrier frequency.

FREQUENCY RANGE 30 MHz - 1 GHz (worst-case):

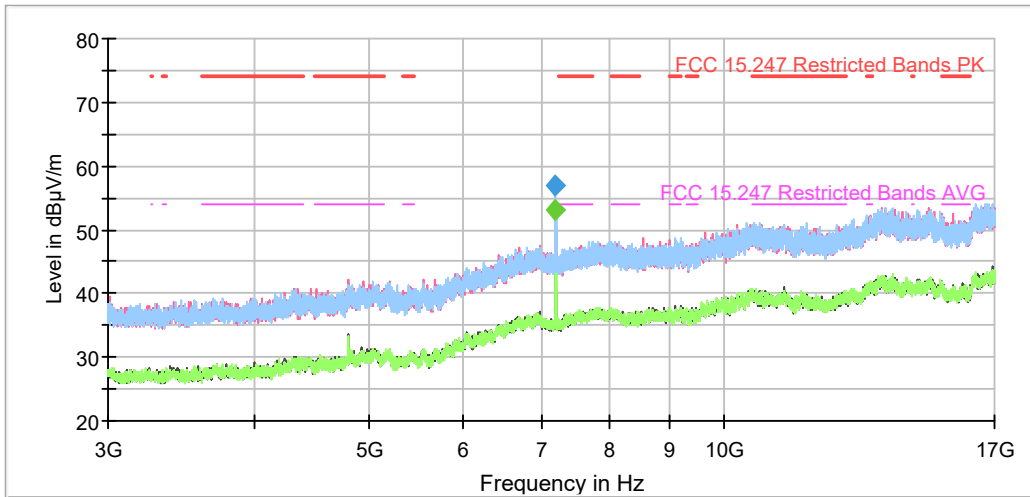


FREQUENCY RANGE 1 - 3 GHz (worst-case):



The peak above the limit is the Bluetooth LE carrier frequency.

FREQUENCY RANGE 3 - 17 GHz (worst-case):



FREQUENCY RANGE 17 - 26 GHz (worst-case):

