

ISED CABid: ES1909

Lab. Company Number: 4621A

Test Report No:

NIE: 72108RRF.006

Partial Test Report

USA FCC Part 15.31, 15.225, 15.247, 15.209

CANADA RSS-210, RSS-247, RSS-Gen

(*) Identification of item tested	SALTO NCoder
(*) Trademark	SALTO
(*) Model and /or type reference	ECOM (Type reference: A1928)
Other identification of the product	FCC ID: UKCECOM IC: 10088A-ECOM
(*) Features	Features: Contains a certified Bluetooth LE module HW version: 1.0 SW version: 0182 (Control FW)
Applicant	SALTO SYSTEMS, S.L. Arkotz 9, Polígono Lanbarren 20180, Oiartzun, Gipuzkoa, SPAIN
Test method requested, standard	USA FCC Part 15.31 (10-1-21 Edition): Measurement standard. USA FCC Part 15.225 (10-1-21 Edition): Operation within the band 13.110 -14.010. USA FCC Part 15.247 (10-1-21) Edition: Operation within the bands 902 - 928 MHz, 2400 -2483.5 MHz, and 5725 - 5850 MHz. USA FCC Part 15.209 (10-1-21) Edition: Radiated emission limits; general requirements. CANADA RSS-210 Issue 10 (December 2019). CANADA RSS-247 Issue 2 (February 2017). CANADA RSS-Gen Issue 5 (March 2019). Guidance for Performing Compliance Measurements on Digital Transmission System, Frequency Hopping Spread Spectrum System, and Hybrid Systems Devices Operating Under Section 15.247 of the FCC Rules. 558074 D01 Meas Guidance v05r02 dated April 2, 2019. ANSI C63.10-2013: American National Standard for Testing Unlicensed Wireless Devices.
Approved by (name / position & signature)	Rafael López Martín EMC Consumer & RF Lab. Manager
Date of issue	2023-01-27
Report template No	FDT08_24 (*) "Data provided by the client"

Index

Competences and guarantees3

General conditions3

Uncertainty3

Data provided by the client3

Usage of samples4

Test sample description4

Identification of the client6

Testing period and place6

Document history6

Environmental conditions6

Remarks and comments6

Testing verdicts7

Summary8

Appendix A: Test results9

Competences and guarantees

DEKRA Testing and Certification S.A.U. is a testing laboratory accredited by the National Accreditation Body (ENAC - Entidad Nacional de Acreditación), to perform the tests indicated in the Certificate No. 51/LE 147.

DEKRA Testing and Certification S.A.U. is an FCC-recognized accredited testing laboratory with appropriate scope of accreditation that include testing performed in this test report.

DEKRA Testing and Certification S.A.U. is an ISED-recognized accredited testing laboratory, CABid: ES1909, Company Number: 4621A, with the appropriate scope of accreditation that covers the performed tests in this report.

In order to assure the traceability to other national and international laboratories, DEKRA Testing and Certification S.A.U. has a calibration and maintenance program for its measurement equipment.

DEKRA Testing and Certification S.A.U. guarantees the reliability of the data presented in this report, which is the result of the measurements and the tests performed to the item under test on the date and under the conditions stated on the report and, it is based on the knowledge and technical facilities available at DEKRA Testing and Certification S.A.U. at the time of performance of the test.

DEKRA Testing and Certification S.A.U. is liable to the client for the maintenance of the confidentiality of all information related to the item under test and the results of the test.

The results presented in this Test Report apply only to the particular item under test established in this document.

IMPORTANT: No parts of this report may be reproduced or quoted out of context, in any form or by any means, except in full, without the previous written permission of DEKRA Testing and Certification S.A.U.

General conditions

1. This report is only referred to the item that has undergone the test.
2. This report does not constitute or imply on its own an approval of the product by the Certification Bodies or competent Authorities.
3. This document is only valid if complete; no partial reproduction can be made without previous written permission of DEKRA Testing and Certification S.A.U.
4. This test report cannot be used partially or in full for publicity and/or promotional purposes without previous written permission of DEKRA Testing and Certification S.A.U. and the Accreditation Bodies.

Uncertainty

Uncertainty (factor $k=2$) was calculated according to the DEKRA Testing and Certification S.A.U. internal document PODT000.

The total uncertainty of the measurement system for the radiated emissions of the EUT is:

From 9 kHz to 30 MHz:	Measurement uncertainty $\leq \pm 5.01$ dB.
From 30 MHz to 1 GHz:	Measurement uncertainty $\leq \pm 4.22$ dB.
From 1 to 17 GHz:	Measurement uncertainty $\leq \pm 4.71$ dB.
From 17 to 26 GHz:	Measurement uncertainty $\leq \pm 4.92$ dB.

Data provided by the client

The following data has been provided by the client:

1. Information relating to the description of the sample ("Identification of the item tested", "Trademark", "Model and/or type reference tested").
2. The sample consists of a SALTO NCoder with RFID Mifare (ISO14443A & ISO15693 standard based) and Bluetooth LE technology.

DEKRA Testing and Certification S.A.U. declines any responsibility with respect to the information provided by the client and that may affect the validity of result.

Usage of samples

Samples undergoing test have been selected by: The client.

Id	Control Number	Description	Model	Serial N°	Date of Reception	Application
S/01	72108_1.1	NCoder	EC0M	--	2022-04-27	Element Under Test
S/01	72108_14.1	Power Supply	--	--	2022-04-27	Element Under Test
S/01	72108_18.1	USB cable	--	--	2022-04-27	Element Under Test

Notes referenced to samples during the project:

Id	Type
S/01	Sample used for radiated test

Test sample description

Ports..... :	Port name and description	Cable					
		Specified max length [m]	Attached during test	Shielded	Coupled to patient ⁽³⁾		
	--		[]	[]	[]		
Supplementary information to the ports..... :	--						
Rated power supply :	Voltage and Frequency		Reference poles				
			L1	L2	L3	N	PE
	[X]	AC: 230V, 50Hz	[X]	[]	[]	[X]	[]
	[]	DC:					
Rated Power :	--						
Clock frequencies :	27.12 MHz						
Other parameters..... :	--						
Software version :	0182 (Control FW)						
Hardware version..... :	1.0						
Dimensions in cm (W x H x D) :	9.55 x 14.1 x 30.5 cm						
Mounting position..... :	[X]	Table top equipment					
	[]	Wall/Ceiling mounted equipment					
	[]	Floor standing equipment					
	[]	Hand-held equipment					
	[]	Other: Door mounting					
Modules/parts :	Module/parts of test item		Type	Manufacturer			
	Bluetooth LE certified module		BLE	INSIGHT			
	--						
Accessories (not part of the test item) :	Description		Type	Manufacturer			
	--						
Documents as provided by the applicant :	Description		File name	Issue date			
	Firmware explanation document						
	User manual						
	--						

⁽³⁾ Only for Medical Equipment

Identification of the client

SALTO SYSTEMS, S.L.
Arkotz 9, Polígono Lanbarren
20180, Oiartzun, Gipuzkoa, SPAIN

Testing period and place

Test Location	DEKRA Testing and Certification S.A.U.
Date (start)	2022-06-02
Date (finish)	2023-06-03

Document history

Report number	Date	Description
72108RRF.006	2023-01-27	First release.

Environmental conditions

In the control chamber, the following limits were not exceeded during the test:

Temperature	Min. = 15 °C Max. = 35 °C
Relative humidity	Min. = 20 % Max. = 75 %

In the semianechoic chamber, the following limits were not exceeded during the test.

Temperature	Min. = 15 °C Max. = 35 °C
Relative humidity	Min. = 20 % Max. = 75 %

Remarks and comments

The tests have been performed by the technical personnel: Jose Manuel Jimenez and Pablo Redondo.

Used instrumentation:

Control No.	Equipment	Model	Manufacturer	Next Calibration
4825	SEMIANECHOIC ABSORBER LINED CHAMBER	FACT 3 200 STP	ETS LINDGREN	N/A
4826	SHIELDED ROOM	S101	ETS LINDGREN	N/A
0242	ACTIVE LOOP ANTENNA 9 kHz-30 MHz	11966A	HEWLETT PACKARD	2024-08-18
6165	EMI TEST RECEIVER 9kHz-7GHz	ESR7	ROHDE AND SCHWARZ	2023-11-08
4578	HYBRID BILOG ANTENNA 30MHz-6GHz	3142E	ETS LINDGREN	2023-04-30
6142	PRE-AMPLIFIER G>38dB 30MHz-6GHz	BLNA 0360-01N	BONN ELEKTRONIK	2023-06-16
4612	HORN ANTENNA 1-18GHz	BBHA 9120 D	SCHWARZBECK MESS-ELEKTRONIK	2024-07-13
3783	PRE-AMPLIFIER G>30dB 1GHz-18GHz	BLMA 0118-3A	BONN ELEKTRONIK	2023-12-29
4716	SIGNAL AND SPECTRUM ANALYZER 2Hz-50GHz	FSW50	ROHDE AND SCHWARZ	2024-08-12
4657	HORN ANTENNA 18-40GHz	BBHA 9170	SCHWARZBECK MESS-ELEKTRONIK	2023-05-05
8856	PRE-AMPLIFIER G>30dB 17-40GHz	BLMA 1840-4A	BONN ELEKTRONIK	2023-11-02
4848	SOFTWARE FOR EMC/RF TESTING	EMC32	ROHDE AND SCHWARZ	N/A

Testing verdicts

Not applicable:	N/A
Pass:	P
Fail:	F
Not measured:	N/M

Summary

FCC PART 15 PARAGRAPH / RSS-247		
Requirement – Test case	Verdict	Remark
FCC 15.31 (h), FCC 15.209 (a), 15.225 (d), 15.247 (d) / RSS-Gen 8.9, RSS-210 B.6 (a)(iv), RSS-247 5.5: - Emission limitations radiated (Transmitter)	P	(1)
<u>Supplementary information and remarks:</u> (1) Only simultaneous mode radiated spurious emission test was requested.		

Appendix A: Test results.

INDEX

TEST CONDITIONS11

Radiated emissions15

TEST CONDITIONS

(*) Declared by the Applicant

POWER SUPPLY (*):

Vnominal: 230Vac

Type of Power Supply: External power supply (AC/DC adapter)

ANTENNA (*):

Type of Antenna for Bluetooth Low Energy: Integral (Chip).

Maximum Declared Antenna Gain for Bluetooth Low Energy: +0.6 dBi

Type of Antenna for RFID 13.56 MHz ISO 14443A: Integral (PCB).

Maximum Declared Antenna Gain for RFID 13.56 MHz ISO 14443A: N/A

Type of Antenna for RFID 13.56 MHz ISO 15693: Integral (PCB).

Maximum Declared Antenna Gain for RFID 13.56 MHz ISO 15693: N/A

RADIOS AND CHANNELS TESTED:

	Bluetooth Low Energy / DTS	
Mode:	1M (GFSK - 1DH5)	
Channel Spacing:	2 MHz	
Frequency Range:	2402 MHz to 2480 MHz	
Transmit Channel:	Channel	Channel Frequency (MHz)
	37	2402

	RFID 13.56 MHz ISO 14443A / ASK 100%, OOK (subcarrier fc/16)	
Mode:	Single Channel	
Channel Spacing:	Not Applicable	
Frequency Range:	13.553 - 13.567 MHz	
Transmit Channel:	Channel	Channel Frequency (MHz)
	1	13.56

	RFID 13.56 MHz ISO 15693 / ASK 10% - 30%, OOK (subcarrier fc/32)	
Mode:	Single Channel	
Channel Spacing:	Not Applicable	
Frequency Range:	13.553 - 13.567 MHz	
Transmit Channel:	Channel	Channel Frequency (MHz)
	1	13.56

The EUT was tested in the following operating mode:

- Continuous transmission with a modulated carrier at maximum power in all required channels selecting the supported data rates/modulations types.

During transmitter test the EUT was being controlled by the SW tool to operate in a continuous transmit mode on the test channel as required and in each of the different modulation modes.

Selected Transmission Modes for each Radio:

The following configurations were selected based on preliminary testing that identified those corresponding to the worst-cases:

* Bluetooth Low Energy: Transmitter radiated spurious emissions tests were performed with the EUT transmitting 1 Mbps in the Low Channel (2402 MHz).

* RFID 13.56 MHz: Transmitter radiated spurious emissions tests were performed with the EUT transmitting in the Single Channel configuration supported by this radio.

TESTED SIMULTANEOUS TRANSMISSION MODES:

* **Simultaneous transmission mode Bluetooth, RFID 13.56 MHz ISO 14443A**, with the EUT configured to simultaneously transmit two signals at maximum output power:

Bluetooth Low Energy in 1 Mbps in the Low Channel (2402 MHz), RFID 13.56 MHz ISO 14443A Single Channel.

* **Simultaneous transmission mode Bluetooth, RFID 13.56 MHz ISO 15693**, with the EUT configured to simultaneously transmit two signals at maximum output power:

Bluetooth Low Energy in 1 Mbps in the Low Channel (2402 MHz), RFID 13.56 MHz ISO 15693 Single Channel.

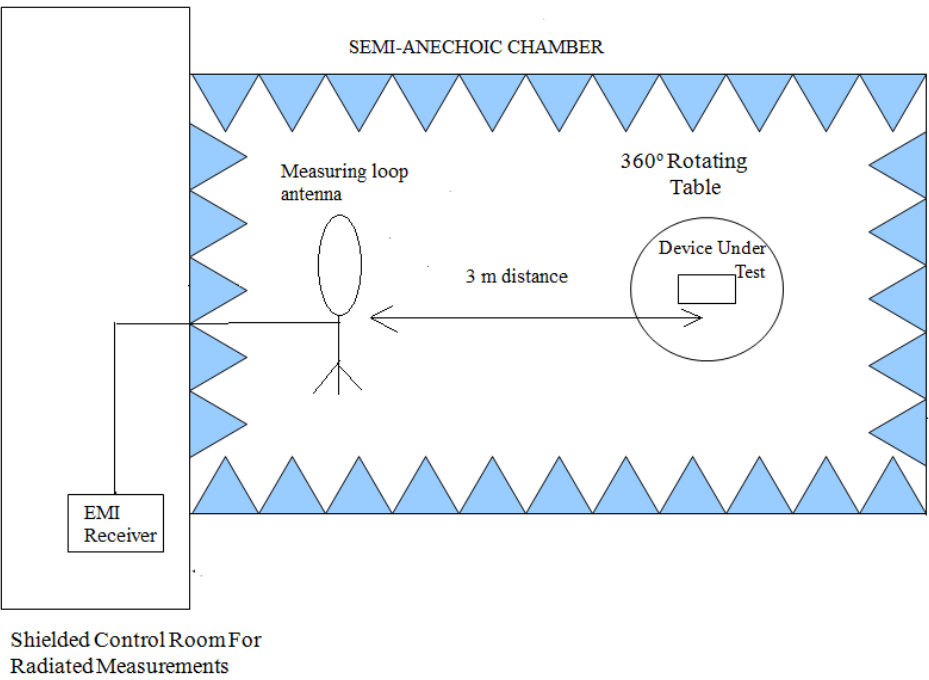
RADIATED MEASUREMENTS:

All radiated tests were performed in a semi-anechoic chamber. The measurement antenna is situated at a distance of 3 m (Loop antenna for the range between 9 kHz to 30 MHz, Bilog antenna for 30 MHz to 1000 MHz, Double ridge horn antenna 1 GHz-17 GHz and horn antenna 17 GHz-26 GHz), at distance of 1.5 m for the frequency range 17 GHz-26 GHz.

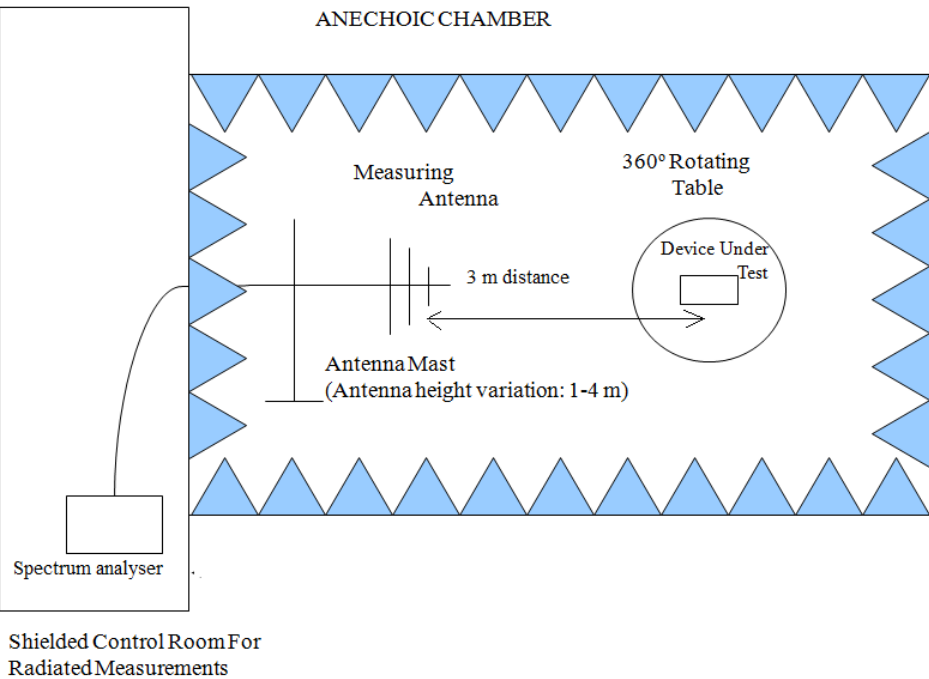
The equipment under test was set up on a non-conductive platform above the ground plane and the situation and orientation was varied to find the maximum radiated emission. It was also rotated 360° and the antenna height was varied from 1 to 4 meters to find the maximum radiated emission.

Measurements were made in both horizontal and vertical planes of polarization.

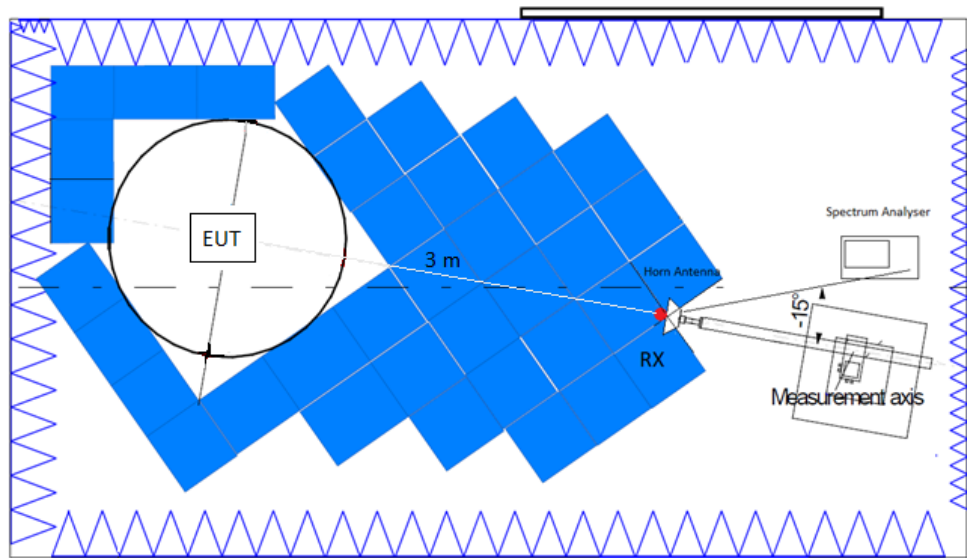
Radiated measurements setup $f < 30\text{ MHz}$:



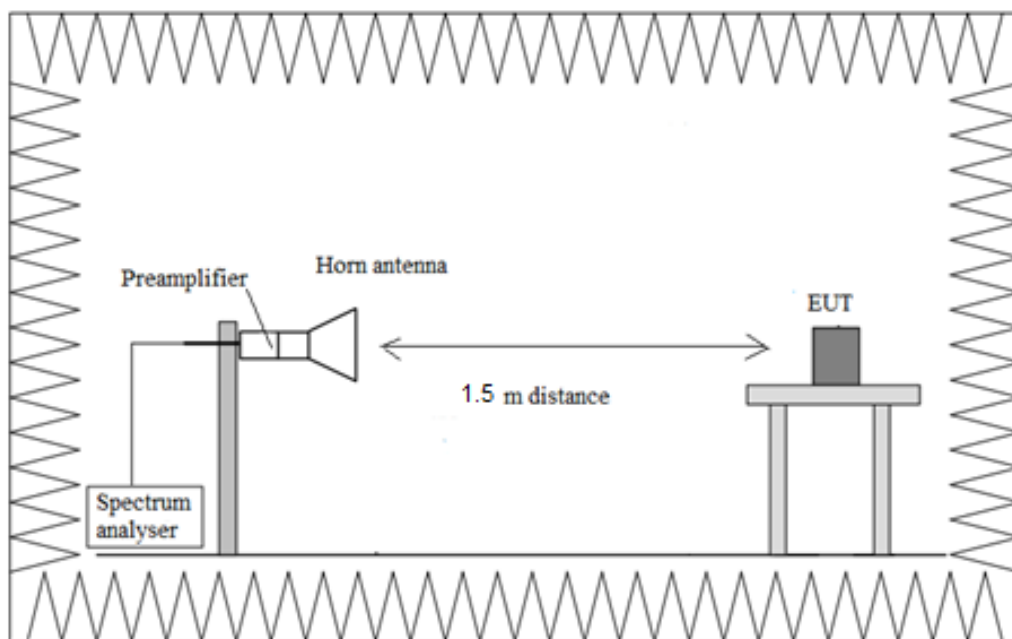
Radiated measurements setup $30\text{ MHz} < f < 1\text{ GHz}$:



Radiated measurements setup $f > 1$ GHz up to 17 GHz:



Radiated measurements setup $f > 17$ GHz:



Radiated emissions

SPECIFICATION:

Radiated emissions which fall in the restricted bands, as defined in §15.205(a), appearing outside of the band 13.110 MHz - 14.010 MHz band must also comply with the radiated emission limits specified in §15.209(a) (see §15.205(c) / RSS-Gen):

Frequency Range (MHz)	Field strength ($\mu\text{V/m}$)	Field strength ($\text{dB}\mu\text{V/m}$)	Measurement distance (m)
0.009-0.490	2400/F(kHz)	-	300
0.490-1.705	24000/F(kHz)	-	30
1.705 - 30.0	30		30
30 - 88	100	40	3
88 - 216	150	43.5	3
216 - 960	200	46	3
960 - 40000	500	54	3

The emission limits shown in the above table are based on measurements employing CISPR quasi-peak detector except for the frequency bands 9-90 kHz, 110-490 kHz and above 1000 MHz. Radiated emission limits in these three bands are based on measurements employing an average detector.

For average radiated emission measurements above 1000 MHz, there is also a limit corresponding to 20 dB above the indicated values in the table is specified when measuring with peak detector function.

RSS-247. Attenuation below the general field strength limits specified in RSS-Gen is not required.

RESULTS:

The situation and orientation was varied to find the maximum radiated emission. It was also rotated 360° and the antenna height was varied from 1 to 4 meters to find the maximum radiated emission.

Measurements were made in both horizontal and vertical planes of polarization.

All tests were performed in a semi-anechoic chamber at a distance of 3 m for the frequency range 9 KHz-17 GHz and at distance of 1.5 m for the frequency range 17 GHz-26 GHz.

The field strength is calculated by adding correction factor to the measured level from the spectrum analyzer. This correction factor includes antenna factor, cable loss and pre-amplifiers gain.

A resolution bandwidth / video bandwidth of 100 kHz / 300 kHz was used for frequencies between 30 MHz up to 1 GHz and 1 MHz / 3 MHz for frequencies above 1 GHz.

Test performed on the following worst-cases in all relevant tests channels.

- **Simultaneous mode mode Bluetooth Low Energy, RFID 13.56 MHz ISO 14443A:**

Bluetooth Low Energy:	Low Channel (2402 MHz)
RFID 13.56 MHz ISO 14443A:	Single Channel (13.56 MHz)

Frequency range 9 kHz - 30 MHz:

No spurious frequencies detected at less than 20 dB below the limit.

Frequency range 30 MHz - 1 GHz

No spurious frequencies detected at less than 20 dB below the limit.

Frequency range 1 - 26 GHz

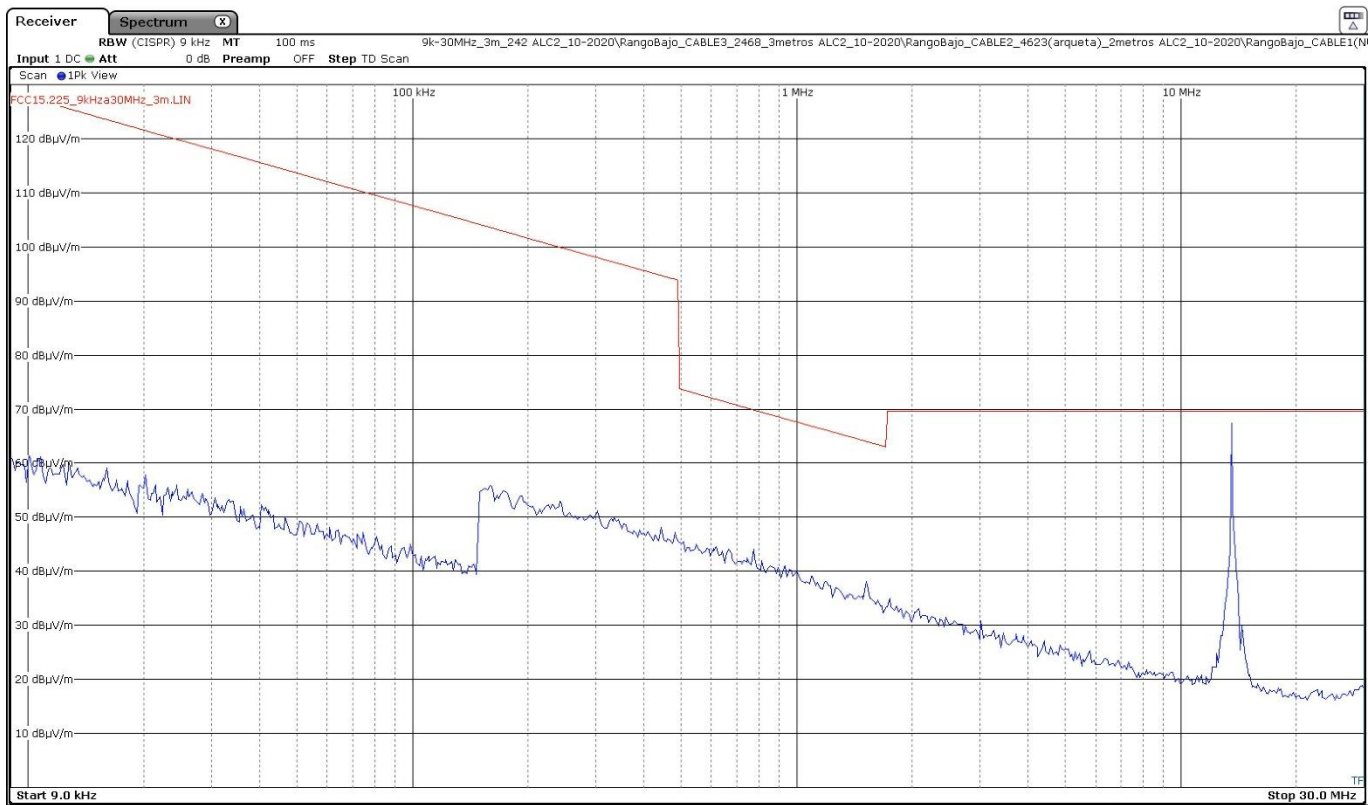
Spurious frequencies with peak levels above the average limit (54 dB μ V/m at 3 m) are measured with average detector for checking compliance with the average limit.

Spurious frequencies detected at less than 20 dB below the limit:

Freq Rng (GHz)	Unwanted Freq (MHz)	Unwanted Lvl (dB μ V/m)	Pol	Detector
[3, 17]	7205.1928	54.34	H	PK

Verdict: PASS

FREQUENCY RANGE 9 kHz - 30 MHz (worst-case):

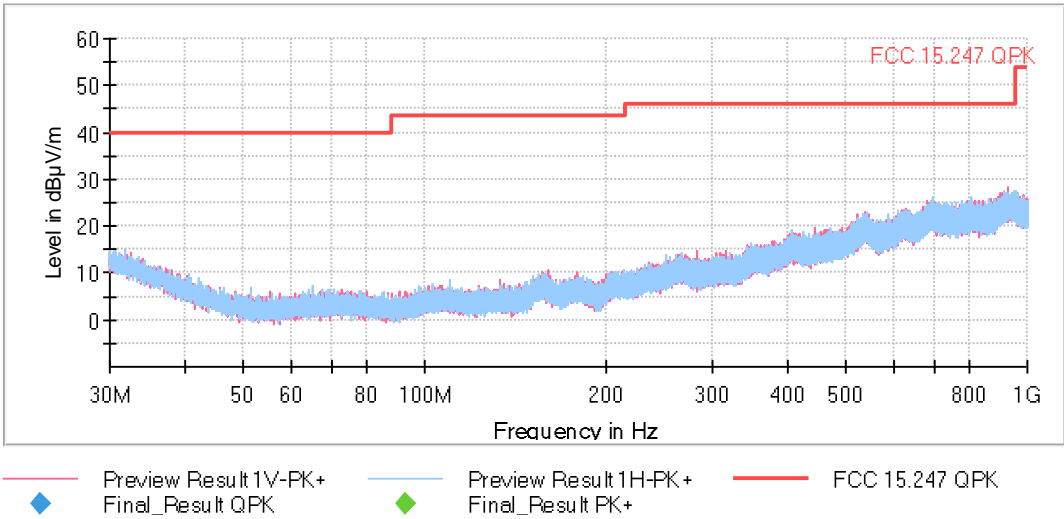


The highest peak is the RFID 13.56 MHz carrier frequency.

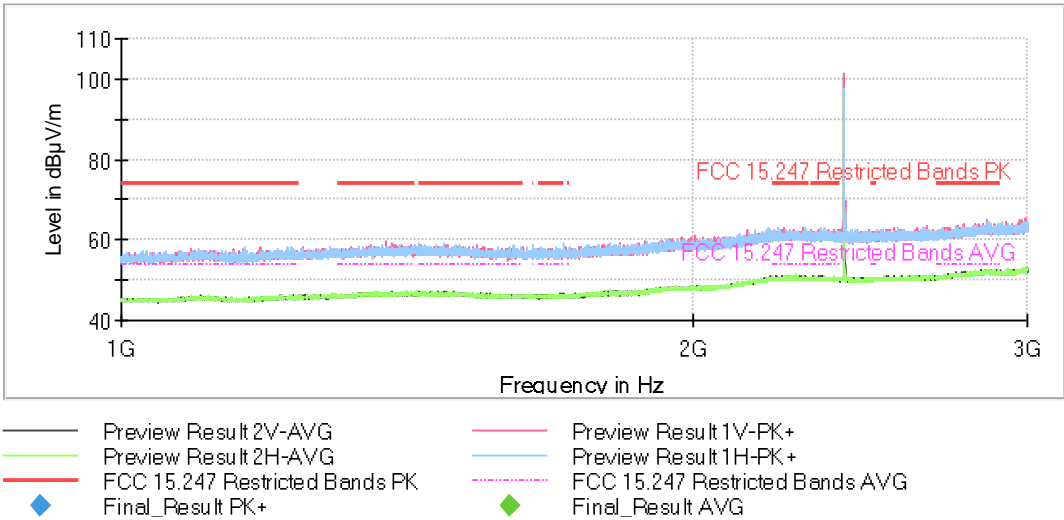
Spectrum Analyzer Parameters:

Subrange	Step Size	Detectors	Bandwidth	Sweep Time	Preamp
Receiver: [ESR 7] 30 MHz - 1 GHz	9,7 kHz	PK+	100 kHz	1 s	0 dB
Receiver: [FSW 50] 1 GHz - 3 GHz	200 kHz	PK+ ; AVG	1 MHz	1 s	0 dB
Receiver: [FSW 50] 3 GHz - 17 GHz	140 kHz	PK+ ; AVG	1 MHz	1 s	0 dB
Receiver: [FSW 50] 17 GHz - 26 GHz	90 kHz	PK+ ; AVG	1 MHz	1 s	0 dB

FREQUENCY RANGE 30 MHz - 1 GHz (worst-case):

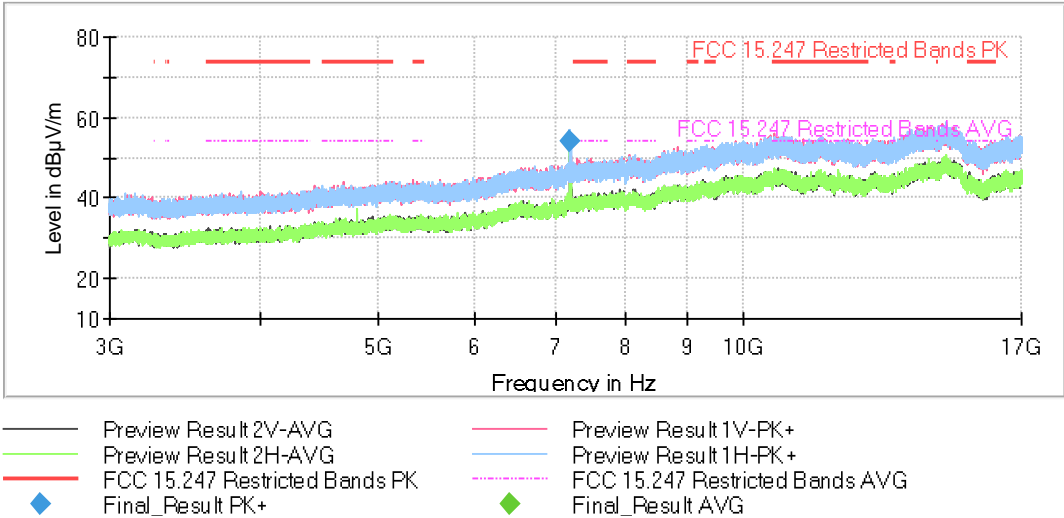


FREQUENCY RANGE 1 - 3 GHz (worst-case):

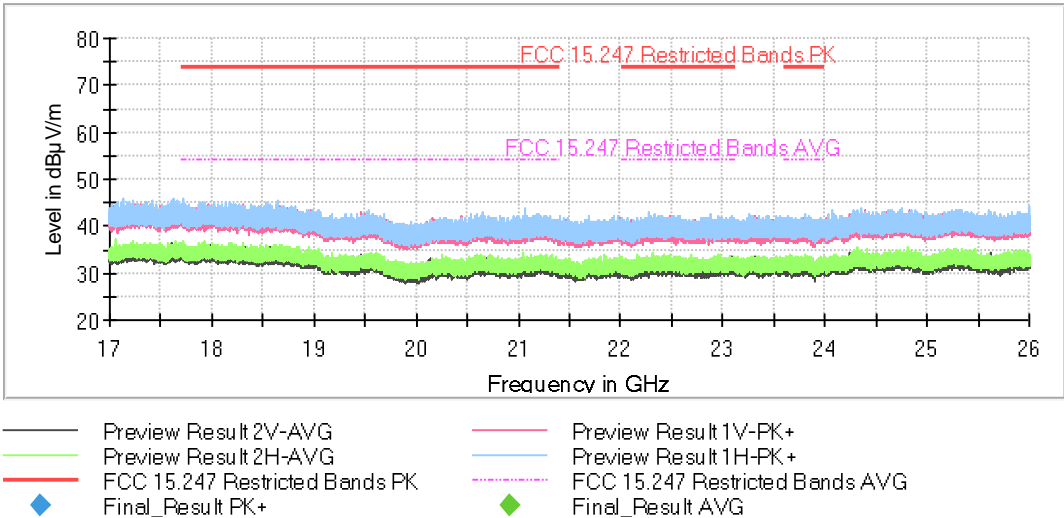


The peak above the limit is the Bluetooth LE carrier frequency.

FREQUENCY RANGE 3 - 17 GHz (worst-case):



FREQUENCY RANGE 17 - 26 GHz (worst-case):



• **Simultaneous mode mode Bluetooth Low Energy, RFID 13.56 MHz ISO 15693:**

Bluetooth Low Energy:	Low Channel (2402 MHz)
RFID 13.56 MHz ISO 15693:	Single Channel (13.56 MHz)

Frequency range 9 kHz - 30 MHz:

No spurious frequencies detected at less than 20 dB below the limit.

Frequency range 30 MHz - 1 GHz

No spurious frequencies detected at less than 20 dB below the limit:

Frequency range 1 - 26 GHz

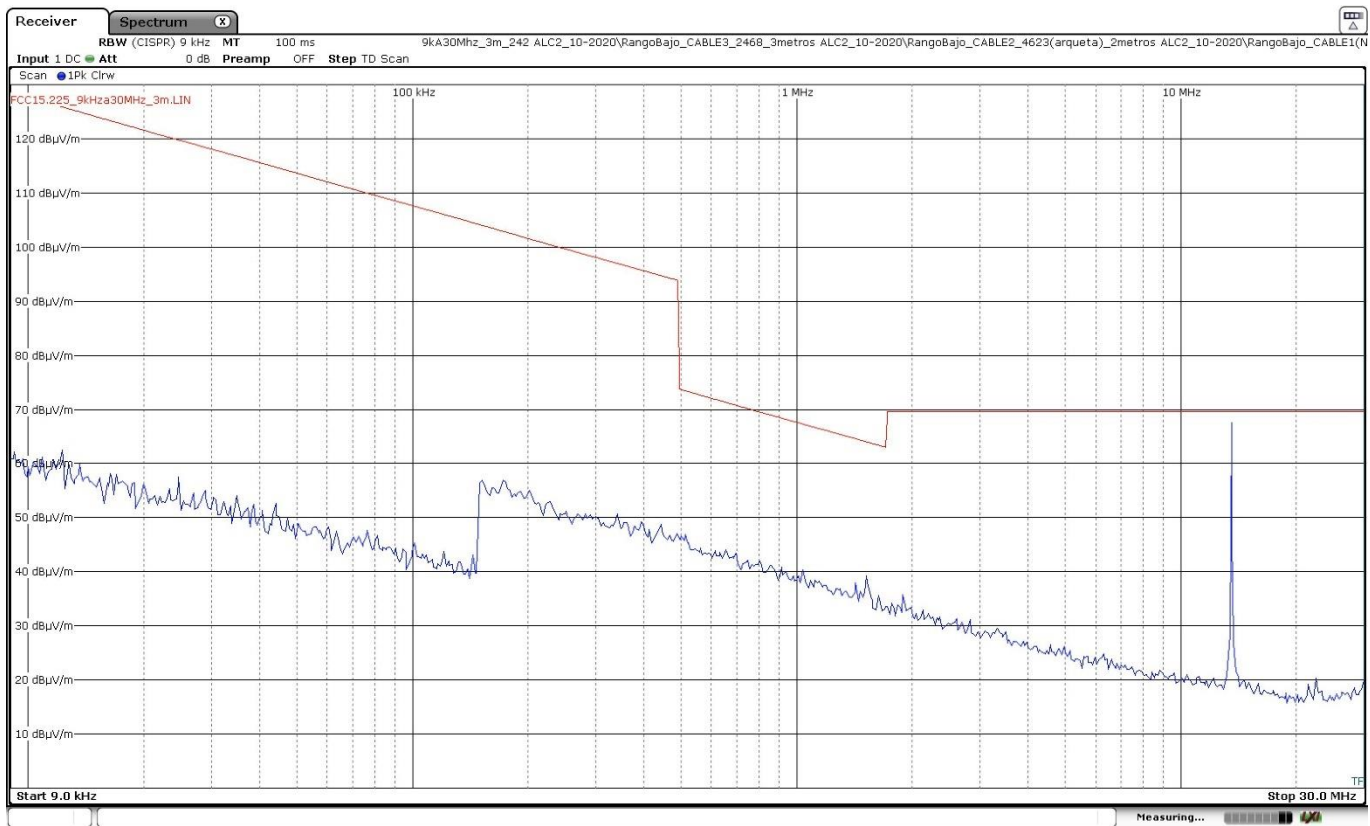
Spurious frequencies with peak levels above the average limit (54 dBµV/m at 3 m) are measured with average detector for checking compliance with the average limit.

Spurious frequencies detected at less than 20 dB below the limit:

Freq Rng (GHz)	Unwanted Freq (MHz)	Unwanted Lvl (dBµV/m)	Pol	Detector
[3, 17]	7205.9678	55.88	H	PK

Verdict: PASS

FREQUENCY RANGE 9 kHz - 30 MHz (worst-case):

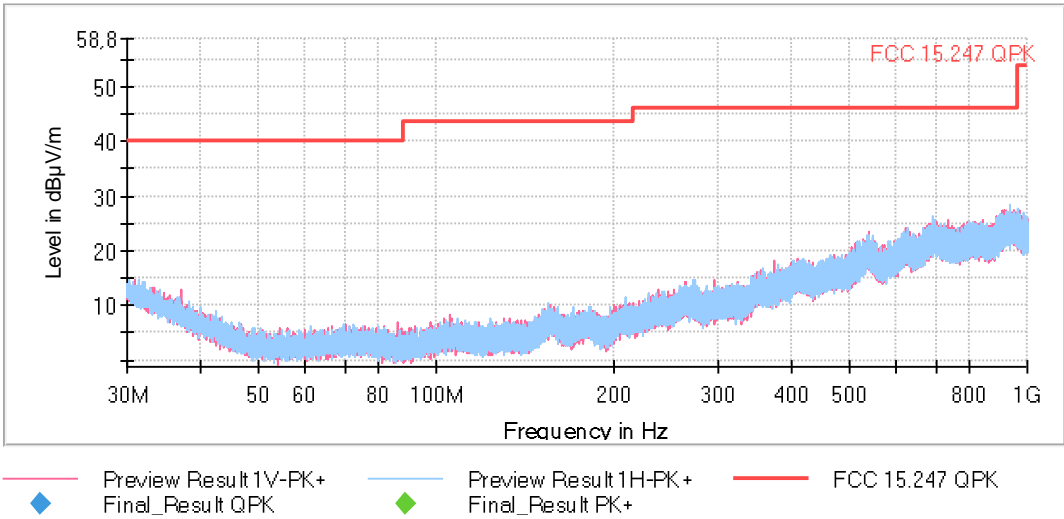


The highest peak is the RFID 13.56 MHz carrier frequency.

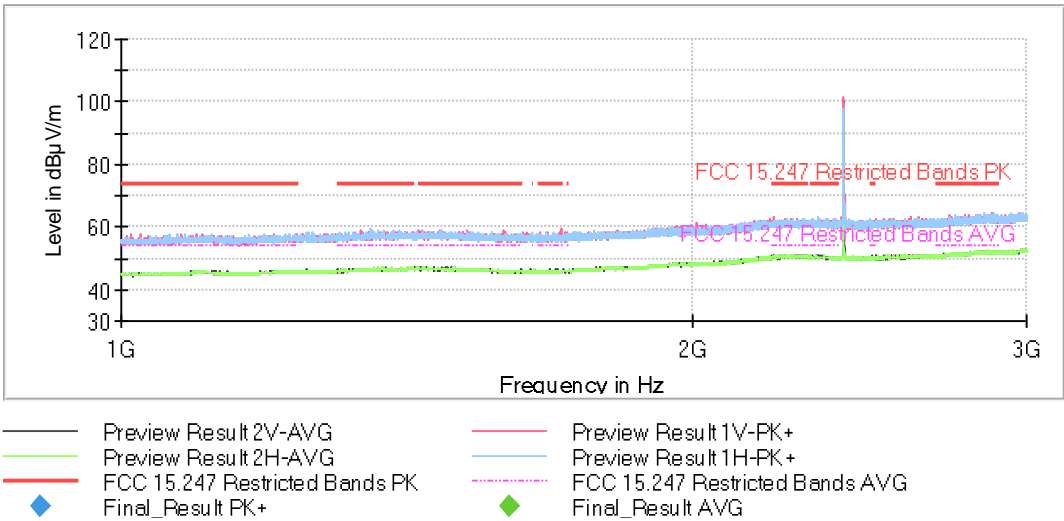
Spectrum Analyzer Parameters:

Subrange	Step Size	Detectors	Bandwidth	Sweep Time	Preamp
Receiver: [ESR 7] 30 MHz - 1 GHz	30,312 kHz	PK+	100 kHz	1 s	0 dB
Receiver: [FSW 50] 1 GHz - 3 GHz	30,769 kHz	PK+ ; AVG	1 MHz	1 s	0 dB
Receiver: [FSW 50] 3 GHz - 17 GHz	140 kHz	PK+ ; AVG	1 MHz	1 s	0 dB
Receiver: [FSW 50] 17 GHz - 26 GHz	300 kHz	PK+ ; AVG	1 MHz	1 s	0 dB

FREQUENCY RANGE 30 MHz - 1 GHz (worst-case):

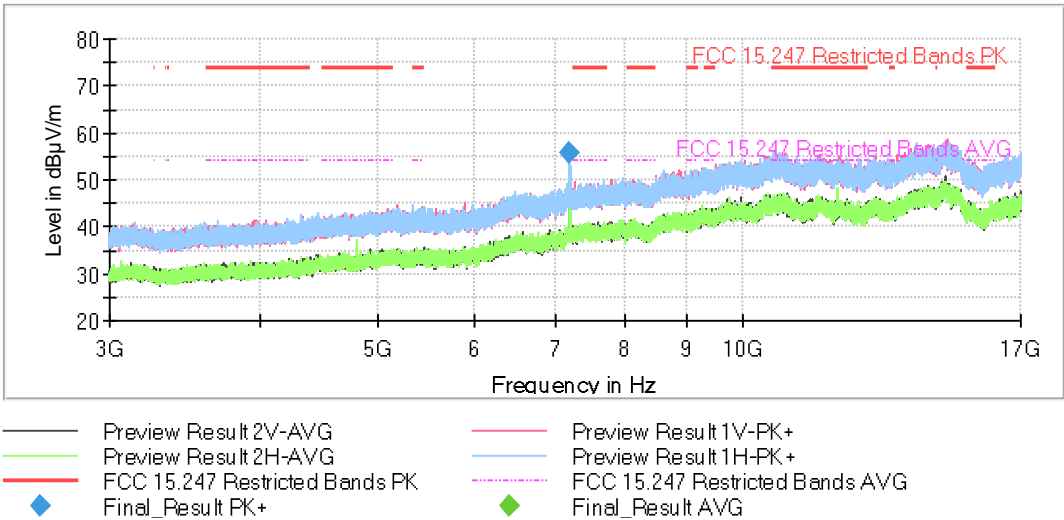


FREQUENCY RANGE 1 - 3 GHz (worst-case):



The peak above the limit is the Bluetooth LE carrier frequency.

FREQUENCY RANGE 3 - 17 GHz (worst-case):



FREQUENCY RANGE 17 - 26 GHz (worst-case):

