

ISED CABid: ES1909

Test Report No:  
 NIE: 71391RRF.006

## Partial Test Report

USA FCC Part 15.31h, 15.225, 15.247, 15.209  
 CANADA RSS-210, RSS-247, RSS-Gen

(*) Identification of item tested	AElement Fusion Electronic Lock Series including all mechanical variants
(*) Trademark	SALTO
(*) Model and /or type reference	AF0M Type reference: E1723
Other identification of the product	HW version: 1.0 SW version: 0177 (Control FW) + 0184 (BLE FW) FCC ID: UKCAF0M Contains FCC ID: QOQBGM111 IC ID: 10088A-AF0M Contains IC ID: 5123A-BGM111
(*) Features	Contains a certified Bluetooth module
Applicant	SALTO SYSTEMS, S.L. Arkotz 9, Polígono Lanbarren, 20180, Oiartzun, Guipuzcoa, Spain
Test method requested, standard	USA FCC Part 15.31(h) (10-1-20 Edition): Measurement standard. USA FCC Part 15.225 (10-1-20 Edition): Operation within the band 13.110 -14.010. USA FCC Part 15.247 (10-1-20) Edition: Operation within the bands 902 - 928 MHz, 2400 -2483.5 MHz, and 5725 - 5850 MHz. USA FCC Part 15.209 (10-1-20) Edition: Radiated emission limits; general requirements. CANADA RSS-210 Issue 10 (December 2019). CANADA RSS-247 Issue 2 (February 2017). CANADA RSS-Gen Issue 5 (March 2019). -Transmitter out of band radiated emissions with simultaneous transmissions. Guidance for Performing Compliance Measurements on Digital Transmission System, Frequency Hopping Spread Spectrum System, and Hybrid Systems Devices Operating Under Section 15.247 of the FCC Rules. 558074 D01 Meas Guidance v05r02 dated April 2, 2019. ANSI C63.10-2013: American National Standard for Testing Unlicensed Wireless Devices.
Approved by (name / position & signature)	Rafael López Martín EMC Consumer & RF Lab. Manager
Date of issue	2022-06-15
Report template No	FDT08_24 (* "Data provided by the client")

# Index

Competences and guarantees .....	3
General conditions .....	3
Uncertainty.....	3
Data provided by the client .....	3
Usage of samples .....	3
Test sample description .....	4
Identification of the client .....	5
Testing period and place .....	5
Document history.....	5
Environmental conditions .....	5
Remarks and comments.....	5
Testing verdicts.....	7
Summary .....	7
Appendix A: Test results. Bluetooth Low Energy + NFC 13.56 MHz. ....	8

## Competences and guarantees

---

DEKRA Testing and Certification S.A.U. is a testing laboratory accredited by the National Accreditation Body (ENAC -Entidad Nacional de Acreditación), to perform the tests indicated in the Certificate No. 51/LE 147.

DEKRA Testing and Certification S.A.U is a FCC-recognized accredited testing laboratory with appropriate scope of accreditation that include testing performed in this test report.

DEKRA Testing and Certification S.A.U is an ISED-recognized accredited testing laboratory, CABid: ES1909, with the appropriate scope of accreditation that covers the performed tests in this report.

In order to assure the traceability to other national and international laboratories, DEKRA Testing and Certification S.A.U. has a calibration and maintenance program for its measurement equipment.

DEKRA Testing and Certification S.A.U. guarantees the reliability of the data presented in this report, which is the result of the measurements and the tests performed to the item under test on the date and under the conditions stated on the report and, it is based on the knowledge and technical facilities available at DEKRA Testing and Certification S.A.U. at the time of performance of the test.

DEKRA Testing and Certification S.A.U. is liable to the client for the maintenance of the confidentiality of all information related to the item under test and the results of the test.

The results presented in this Test Report apply only to the particular item under test established in this document.

**IMPORTANT:** No parts of this report may be reproduced or quoted out of context, in any form or by any means, except in full, without the previous written permission of DEKRA Testing and Certification S.A.U.

## General conditions

---

1. This report is only referred to the item that has undergone the test.
2. This report does not constitute or imply on its own an approval of the product by the Certification Bodies or competent Authorities.
3. This document is only valid if complete; no partial reproduction can be made without previous written permission of DEKRA Testing and Certification.
4. This test report cannot be used partially or in full for publicity and/or promotional purposes without previous written permission of DEKRA Testing and Certification and the Accreditation Bodies.

## Uncertainty

---

Uncertainty (factor k=2) was calculated according to the DEKRA Testing and Certification S.A.U. internal document PODT000.

The total uncertainty of the measurement system for the radiated emissions of the EUT is:

From 9 kHz to 30 MHz:	Measurement uncertainty $\leq \pm 5.1$ dB.
From 30 MHz to 1 GHz:	Measurement uncertainty $\leq \pm 5.35$ dB.
From 1 to 17 GHz:	Measurement uncertainty $\leq \pm 5.13$ dB.
From 17 to 26 GHz:	Measurement uncertainty $\leq \pm 5.51$ dB.

## Data provided by the client

---

The following data has been provided by the client:

1. Information relating to the description of the sample ("Identification of the item tested", "Trademark", "Model and/or type reference tested").
2. The sample is AElement Fusion with RFID Mifare (ISO14443A & ISO15693 standard based) and Bluetooth LE technology.

DEKRA Testing and Certification S.A.U. declines any responsibility with respect to the information provided by the client and that may affect the validity of result.

## Usage of samples

Samples undergoing test have been selected by: The client.

- Sample S/01 is composed of the following elements:

Control Nº	Description	Model	Serial Nº	Reception
66902/061	Electronic Lock	AF0M	2145372	2021/05/11

Sample S/01 has undergone the test(s): The Radiated tests indicated in the Appendix A.

## Test sample description

Ports.....:	Port name and description	Cable					
		Specified max length [m]	Attached during test	Shielded	Coupled to patient <sup>(3)</sup>		
		-	<input type="checkbox"/>	<input type="checkbox"/>	<input type="checkbox"/>		
-		<input type="checkbox"/>	<input type="checkbox"/>	<input type="checkbox"/>			
Supplementary information to the ports.....:	-						
Rated power supply .....	Voltage and Frequency		Reference poles				
			L1	L2	L3	N	PE
	<input type="checkbox"/>	AC:	<input type="checkbox"/>	<input type="checkbox"/>	<input type="checkbox"/>	<input type="checkbox"/>	<input type="checkbox"/>
<input checked="" type="checkbox"/>	DC: 4.5 Vdc (3 x 1.5 V Internal batteries)						
Rated Power.....:	-						
Clock frequencies.....:	27.12 MHz						
Other parameters .....	-						
Software version.....:	0177 (Control FW) + 0184 (BLE FW)						
Hardware version .....	1.0						
Dimensions in cm (W x H x D) ...:	Reader: 4.7 x 6.7 x 1.75 cm						
Mounting position .....	<input type="checkbox"/>	Table top equipment					
	<input type="checkbox"/>	Wall/Ceiling mounted equipment					
	<input type="checkbox"/>	Floor standing equipment					
	<input type="checkbox"/>	Hand-held equipment					
	<input checked="" type="checkbox"/>	Other: Door mounting					
Modules/parts.....:	Module/parts of test item		Type	Manufacturer			
	Bluetooth LE certified module		BLE Module	Silicon Labs			
	-						
Accessories (not part of the test item) .....	Description		Type	Manufacturer			
	-						
	-						
Documents as provided by the applicant .....	Description		File name	Issue date			
	User manual						
	FW Explanation						

<sup>(3)</sup> Only for Medical Equipment

## Identification of the client

SALTO SYSTEMS, S.L.  
Arkotz 9, Polígono Lanbarren, 20180, Oiartzun, Guipúzcoa, Spain

## Testing period and place

Test Location	DEKRA Testing and Certification S.A.U.
Date (start)	2022-03-07
Date (finish)	2022-03-07

## Document history

Report number	Date	Description
71391RRF.006	2022-06-15	First release.

## Environmental conditions

In the control chamber, the following limits were not exceeded during the test:

Temperature	Min. = 15 °C Max. = 35 °C
Relative humidity	Min. = 20 % Max. = 75 %

In the semianechoic chamber, the following limits were not exceeded during the test.

Temperature	Min. = 15 °C Max. = 35 °C
Relative humidity	Min. = 20 % Max. = 75 %

## Remarks and comments

The tests have been performed by the technical personnel: Pablo Redondo and Rafael Fernández.

Used instrumentation:

### Radiated Measurements:

	Last Calibration	Due Calibration
1. Semianechoic Absorber Lined Chamber ETS LINDGREN FACT 3 200 STP	N/A	N/A
2. Shielded Room ETS LINDGREN S101	N/A	N/A
3. Active Loop Antenna HEWLETT PACKARD 11966A	2020/07	2022/07
4. EMI Test Receiver 9kHz-7GHz ROHDE AND SCHWARZ ESR7	2020/12	2022/12
5. AC Power Supply 135/270 V, 5/10/20/40 A ELGAR CS-AC35(351SL)	2019/09	2022/09
6. Digital Multimeter FLUKE 179	2021/10	2022/10
7. Biconical/Log Antenna 30 MHz - 6 GHz ETS LINDGREN 3142E	2020/04	2023/04
8. RF Pre-amplifier, 40 dB ,10MHz-6 GHz BONN ELEKTRONIK BLMA 0160-01N	2022/04	2023/04
9. Broadband Horn antenna 1-18 GHz SCHWARZBECK MESS-ELEKTRONIK BBHA 9120 D	2019/11	2022/11
10. Broadband Horn antenna 18 - 40 GHz SCHWARZBECK MESS-ELEKTRONIK BBHA 9170	2020/05	2023/05
11. RF Pre-amplifier, 40 dB ,1-18 GHz BONN ELEKTRONIK BLMA 0118-1M	2021/06	2022/06
12. Pre-amplifier, G>30 dB, 18-40 GHz BONN ELEKTRONIK BLMA 1840-4A	2021/09	2023/09
13. Spectrum Analyzer ROHDE AND SCHWARZ FSW50	2020/07	2022/07
14. Test Software EMC/RF ROHDE AND SCHWARZ EMC32	N.A.	N.A.

## Testing verdicts

---

Not applicable:	N/A
Pass:	P
Fail:	F
Not measured:	N/M

## Summary

---

FCC PART 15 PARAGRAPH / RSS-247		
Requirement – Test case	Verdict	Remark
FCC 15.31 (h), FCC 15.209 (a), 15.225 (d), 15.247 (d) / RSS-Gen 8.9, RSS-210 B.6 (a)(iv), RSS-247 5.5: - Emission limitations radiated (Transmitter)	P	(1)
<u>Supplementary information and remarks:</u> (1) Only co-location radiated spurious emission test was requested.		

# Appendix A: Test results.

## Bluetooth Low Energy + NFC 13.56 MHz



## INDEX

TEST CONDITIONS .....	10
FCC 15.31 (h), 15.209 (a), 15.225 (d), 15.247 (d) / RSS-Gen 8.9, RSS-210 B.6 (a)(iv), RSS-247 5.5 Emission limitations radiated (Transmitter).....	14

## TEST CONDITIONS

(\*) Declared by the Applicant

### POWER SUPPLY (\*):

Vnominal: 4.5 Vdc  
 Type of Power Supply: External DC.

### ANTENNA (\*):

Type of Antenna for Bluetooth Low Energy: Integral (chip).  
 Maximum Declared Antenna Gain for Bluetooth Low Energy: +1 dBi

Type of Antenna for NFC 13.56 MHz ISO 14443A / ISO 15693: Integral (PCB).  
 Maximum Declared Antenna Gain for NFC 13.56 MHz ISO 14443A / ISO 15693: 0 dBi

### RADIOS AND CHANNELS TESTED:

	Bluetooth Low Energy / DTS	
Mode:	1M (GFSK - 1DH5)	
Channel Spacing:	2 MHz	
Frequency Range:	2402 MHz to 2480 MHz	
Transmit Channel:	Channel	Channel Frequency (MHz)
	39	2480

	NFC 13.56 MHz ISO 14443A / ASK 100%, OOK (subcarrier fc/16)	
Mode:	Single Channel	
Channel Spacing:	Not Applicable	
Frequency Range:	13.553 - 13.567 MHz	
Transmit Channel:	Channel	Channel Frequency (MHz)
	1	13.56

	NFC 13.56 MHz ISO 15693 / ASK 10% - 30%, OOK (subcarrier fc/32)	
Mode:	Single Channel	
Channel Spacing:	Not Applicable	
Frequency Range:	13.553 - 13.567 MHz	
Transmit Channel:	Channel	Channel Frequency (MHz)
	1	13.56

The EUT was tested in the following operating mode:

- Continuous transmission with a modulated carrier at maximum power in all required channels selecting the supported data rates/modulations types.

During transmitter test the EUT was being controlled by the SW tool to operate in a continuous transmit mode on the test channel as required and in each of the different modulation modes.

### **Selected Transmission Modes for each Radio:**

The following configurations were selected based on preliminary testing that identified those corresponding to the worst-cases:

\* Bluetooth Low Energy: Transmitter radiated spurious emissions tests were performed with the EUT transmitting 1 Mbps in the High Channel (CH39: 2480 MHz).

\* NFC 13.56 MHz: Transmitter radiated spurious emissions tests were performed with the EUT transmitting in the Single Channel configuration supported by this radio.

### **TESTED SIMULTANEOUS TRANSMISSION MODES:**

\* **Co-Location mode Bluetooth, NFC 13.56 MHz ISO 14443A**, with the EUT configured to simultaneously transmit two signals at maximum output power:

Bluetooth Low Energy in 1 Mbps in the High Channel (CH39: 2480 MHz), NFC 13.56 MHz ISO 14443A Single Channel.

\* **Co-Location mode Bluetooth, NFC 13.56 MHz ISO 15693**, with the EUT configured to simultaneously transmit two signals at maximum output power:

Bluetooth Low Energy in 1 Mbps in the High Channel (CH39: 2480 MHz), NFC 13.56 MHz ISO 15693 Single Channel.

### **RADIATED MEASUREMENTS:**

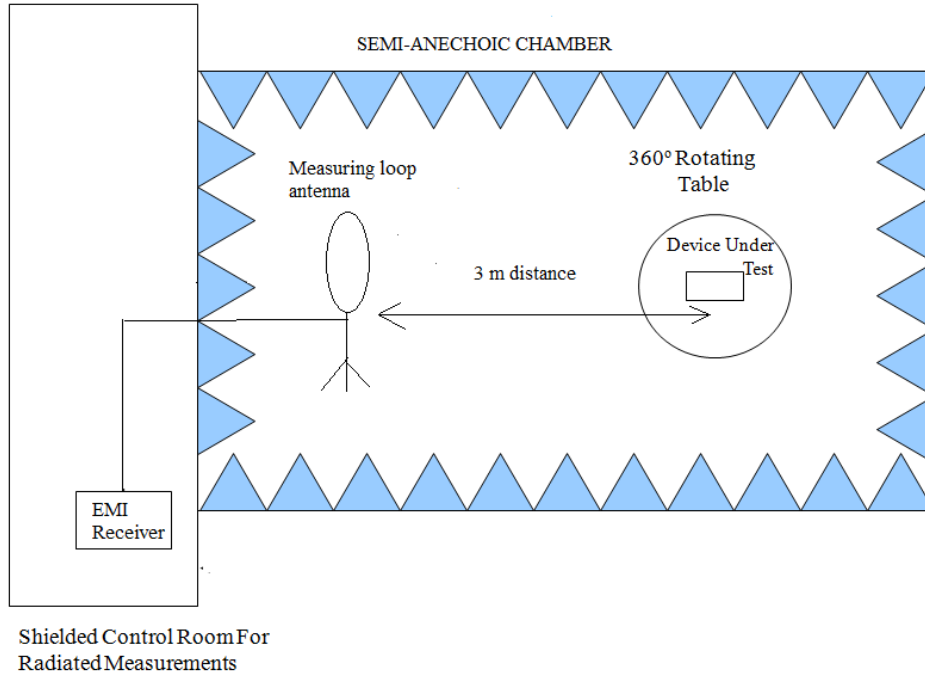
All radiated tests were performed in a semi-anechoic chamber. The measurement antenna is situated at a distance of 3 m (Loop antenna for the range between 9 kHz to 30 MHz and Bilog antenna for 30 MHz to 1000 MHz) and at distance of 1 m for the frequency range 1 GHz-26 GHz (1 GHz-18 GHz Double ridge horn antenna and 18 GHz-26 GHz horn antenna).

The equipment under test was set up on a non-conductive platform above the ground plane and the situation and orientation was varied to find the maximum radiated emission. It was also rotated 360° and the antenna height was varied from 1 to 4 meters to find the maximum radiated emission.

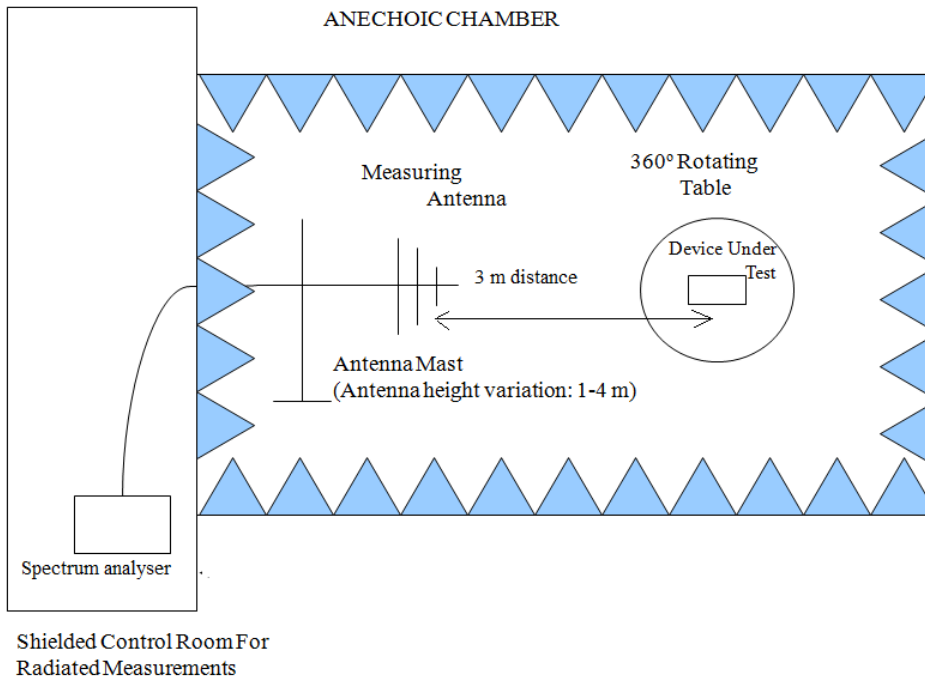
Measurements were made in both horizontal and vertical planes of polarization.

A resolution bandwidth/video bandwidth of 100 kHz/300 kHz was used for frequencies below 1 GHz and 1MHz/3MHz for frequencies above 1 GHz.

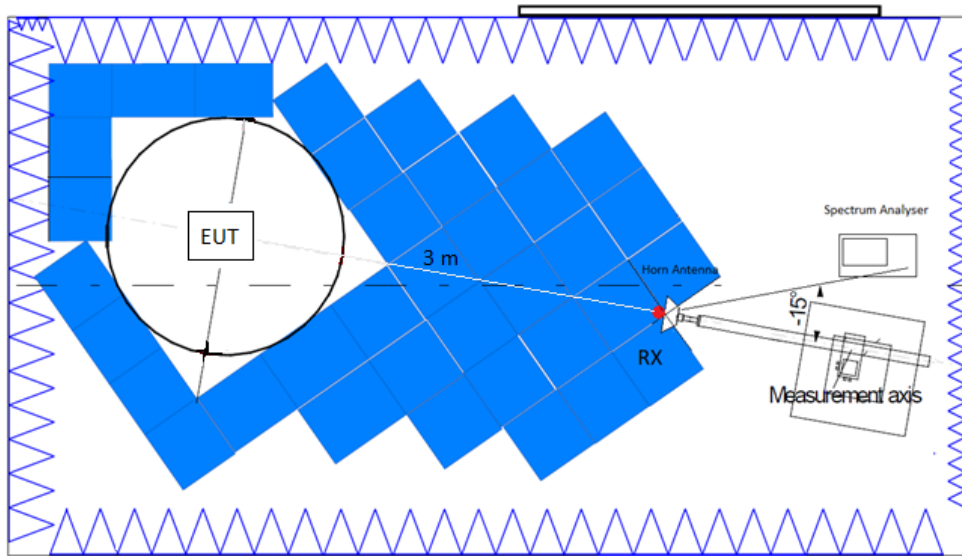
Radiated measurements setup  $f < 30$  MHz:



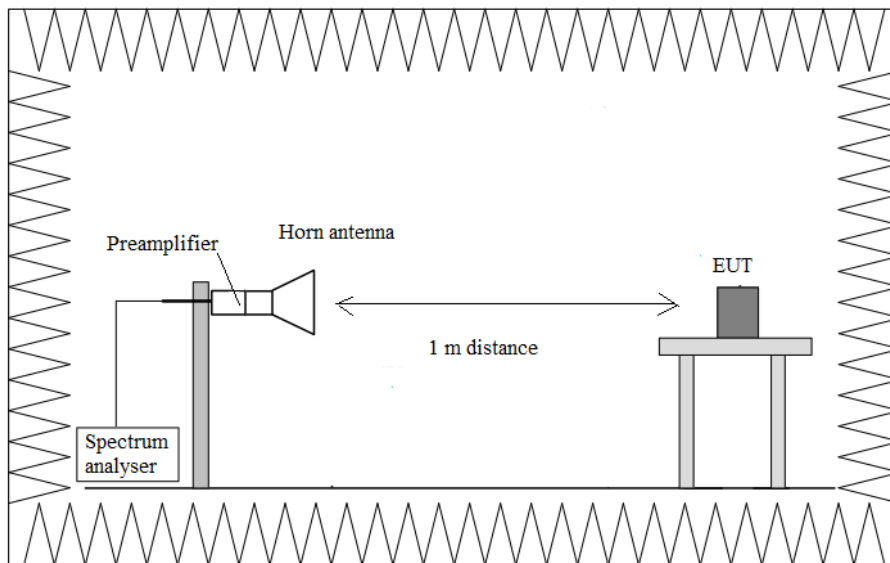
Radiated measurements setup  $30 \text{ MHz} < f < 1 \text{ GHz}$ :



Radiated measurements setup  $f > 1$  GHz up to 17 GHz:



Radiated measurements setup  $f > 17$  GHz up to 26 GHz:



## FCC 15.31 (h), 15.209 (a), 15.247 (d) / RSS-Gen 8.9, RSS-247 5.5 Emission limitations radiated (Transmitter)

### SPECIFICATION:

Radiated emissions which fall in the restricted bands, as defined in §15.205(a), appearing outside of the band 13.110 MHz - 14.010 MHz band must also comply with the radiated emission limits specified in §15.209(a) (see §15.205(c) / RSS-Gen):

Frequency Range (MHz)	Field strength ( $\mu\text{V}/\text{m}$ )	Field strength ( $\text{dB}\mu\text{V}/\text{m}$ )	Measurement distance (m)
0.009-0.490	2400/F(kHz)	-	300
0.490-1.705	24000/F(kHz)	-	30
1.705 - 30.0	30		30
30 - 88	100	40	3
88 - 216	150	43.5	3
216 - 960	200	46	3
960 - 40000	500	54	3

The emission limits shown in the above table are based on measurements employing CISPR quasi-peak detector except for the frequency bands 9-90 kHz, 110-490 kHz and above 1000 MHz. Radiated emission limits in these three bands are based on measurements employing an average detector.

For average radiated emission measurements above 1000 MHz, there is also a limit corresponding to 20 dB above the indicated values in the table is specified when measuring with peak detector function.

RSS-247. Attenuation below the general field strength limits specified in RSS-Gen is not required.

### RESULTS:

The situation and orientation was varied to find the maximum radiated emission. It was also rotated 360° and the antenna height was varied from 1 to 4 meters to find the maximum radiated emission.

Measurements were made in both horizontal and vertical planes of polarization.

All tests were performed in a semi-anechoic chamber at a distance of 3 m for the frequency range 9 KHz-17 GHz and at distance of 1m for the frequency range 17 GHz-26 GHz.

The field strength is calculated by adding correction factor to the measured level from the spectrum analyzer. This correction factor includes antenna factor, cable loss and pre-amplifiers gain.

Test performed on the following worst-cases in all relevant tests channels.

• **Co-Location mode Bluetooth Low Energy, NFC 13.56 MHz ISO 14443A:**

Bluetooth Low Energy: High Channel (2480 MHz). GFSK.  
 NFC 13.56 MHz ISO 14443A: Single Channel (13.56 MHz). ASK 100%, OOK (subcarrier fc/16).

**Frequency range 9 kHz - 30 MHz:**

The spurious emissions do not depend on either the operating channel or the modulation mode.

No spurious frequencies detected at less than 20 dB below the limit.

**Frequency range 30 MHz - 1 GHz**

The spurious emissions below 1 GHz do not depend on either the operating channel or the modulation mode.

Spurious frequencies at less than 20 dB below the limit:

Spurious frequency (MHz)	Emission Level (dBµV/m)	Polarization	Detector
149.1584	24.51	V	Quasi Peak
325.4559	30.25	V	Quasi Peak
433.9140	30.05	V	Quasi Peak
569.5321	32.15	V	Quasi Peak

**Frequency range 1 - 26 GHz**

Spurious frequencies with peak levels above the average limit (54 dBµV/m at 3 m) are measured with average detector for checking compliance with the average limit.

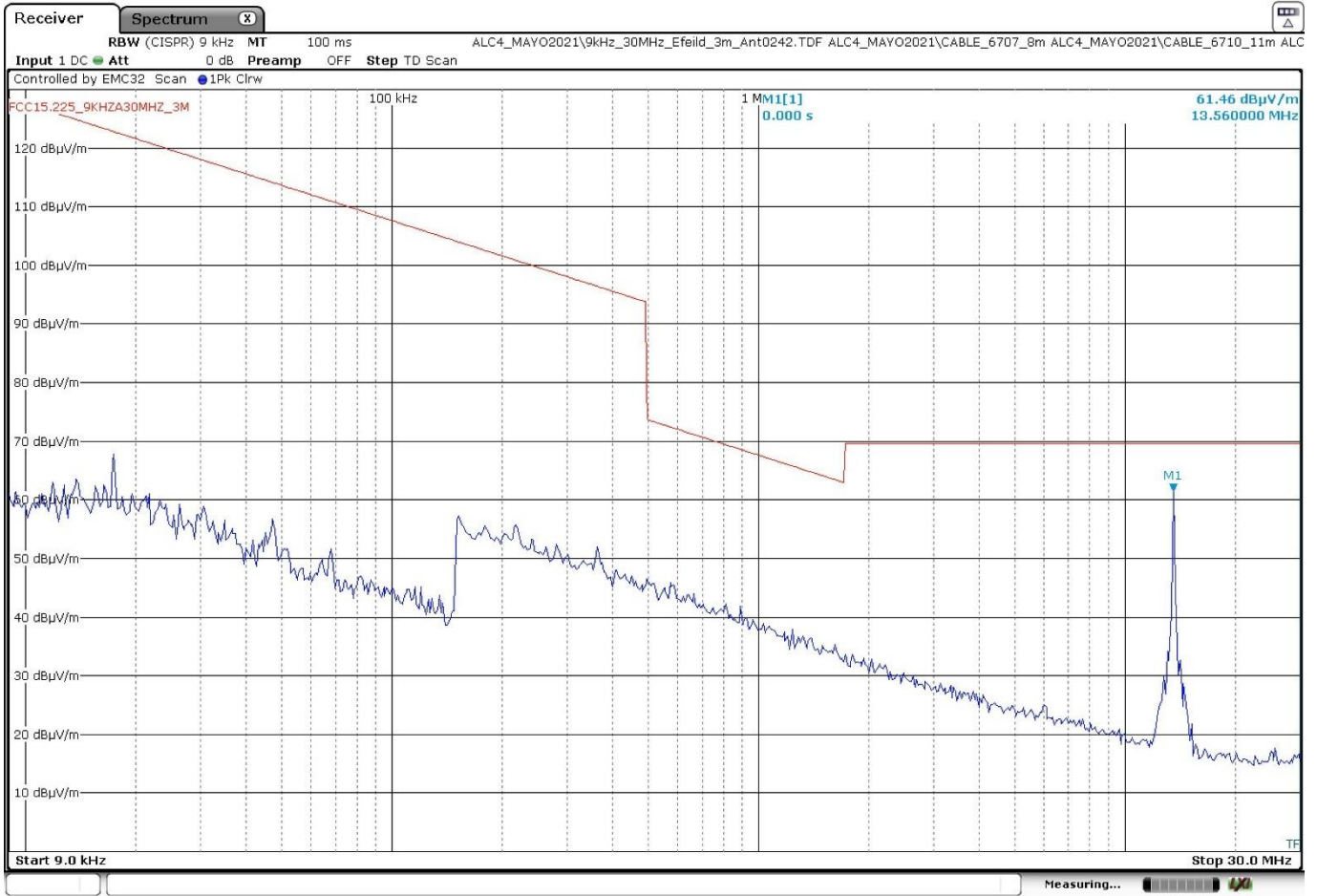
No spurious frequencies at less than 20 dB below the limit.

Verdict: PASS

Spectrum analyzer settings for all mode:

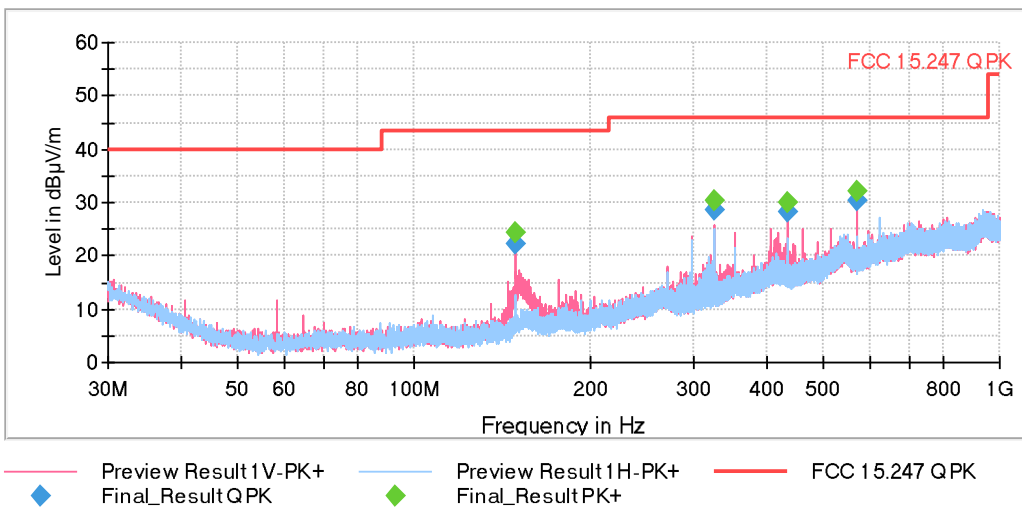
Setting	30 MHz – 1 GHz	1 GHz – 3 GHz	3 GHz – 17GHz	17 GHz – 26 GHz
Start Frequency	30.000 MHz	1.000 GHz	3.000 GHz	17.000 GHz
Stop Frequency	1000.000 MHz	3.000 GHz	17.000 GHz	26.000 GHz
RBW	100.000 kHz	1.000 MHz	1.000 MHz	1.000 MHz
VBW	300.000 kHz	3.000 MHz	3.000 MHz	3.000 MHz
SweepPoints	20001.000	30001.000	28001.000	28001.000
SweepTime	1.000 s	1.000 s	1.000 s	1.000 s
Detector 1	Peak	Peak	Peak	Peak
Detector 2	N/A	Average	Average	Average
Trace Mode	Max Hold	Max Hold	Max Hold	Max Hold

**FREQUENCY RANGE 9 kHz - 30 MHz (worst-case):**



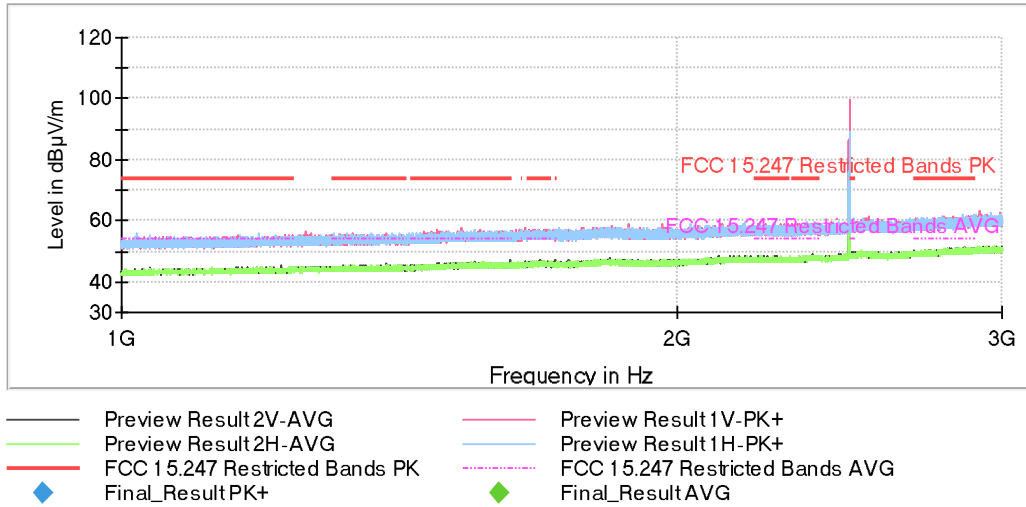
The peak above the limit is the NFC 13.56 MHz ISO 14443A carrier frequency.

**FREQUENCY RANGE 30 MHz - 1 GHz (worst-case):**



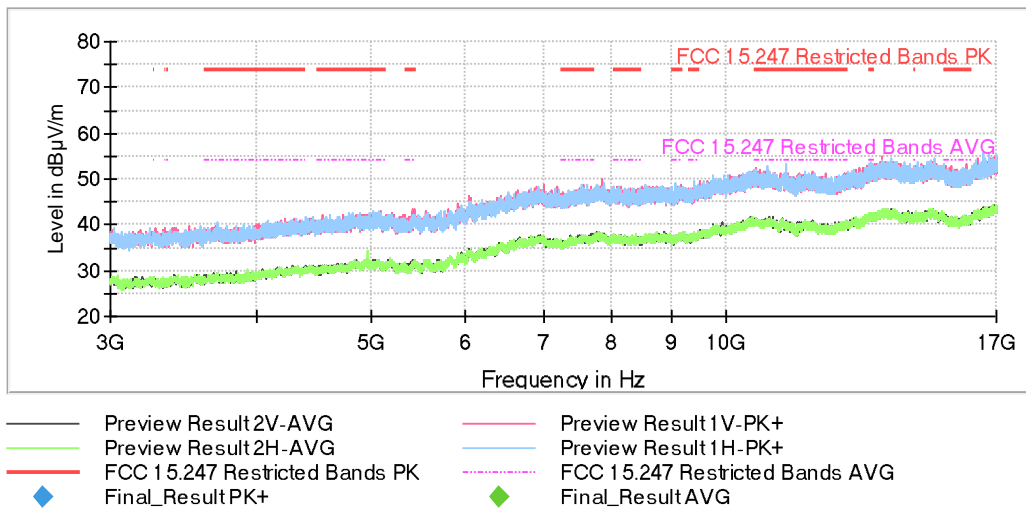


**FREQUENCY RANGE 1 - 3 GHz (worst-case):**

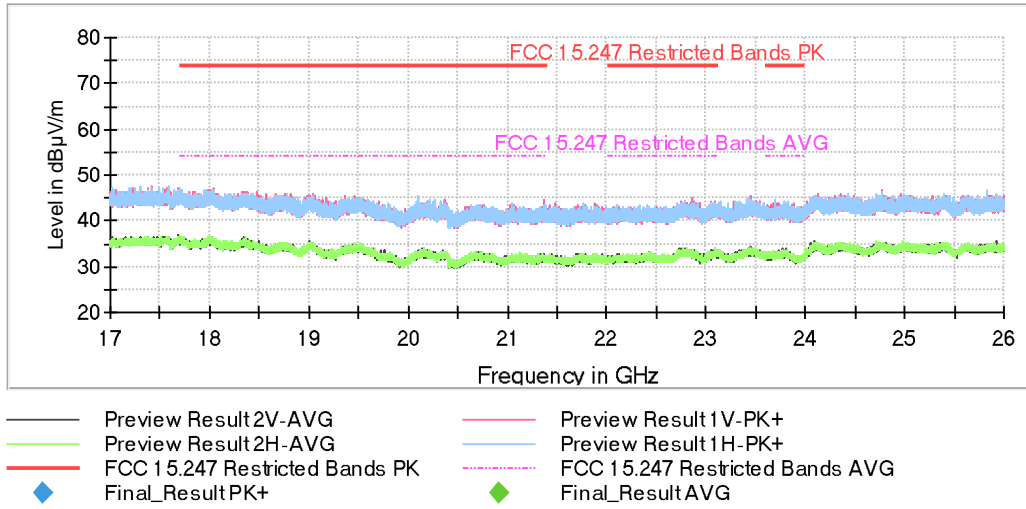


The peak above the limit is the Bluetooth LE carrier frequency.

**FREQUENCY RANGE 3 - 17 GHz (worst-case):**



**FREQUENCY RANGE 17 - 26 GHz (worst-case):**



- **Co-Location mode Bluetooth Low Energy, NFC 13.56 MHz ISO 15693:**

Bluetooth Low Energy: High Channel (2480 MHz). GFSK.  
 NFC 13.56 MHz ISO 15693: Single Channel (13.56 MHz). ASK 10% - 30%, OOK (subcarrier fc/32).

### Frequency range 9 kHz - 30 MHz

The spurious emissions do not depend on either the operating channel or the modulation mode.

No spurious frequencies detected at less than 20 dB below the limit.

### Frequency range 30 MHz - 1 GHz

The spurious emissions below 1 GHz do not depend on either the operating channel or the modulation mode.

Spurious frequencies at less than 20 dB below the limit:

Spurious frequency (MHz)	Emission Level (dBµV/m)	Polarization	Detector
149.1584	32.54	V	Quasi Peak
311.8759	41.26	V	Quasi Peak
420.3340	41.32	V	Quasi Peak

### Frequency range 1 - 26 GHz

Spurious frequencies with peak levels above the average limit (54 dBµV/m at 3 m) are measured with average detector for checking compliance with the average limit.

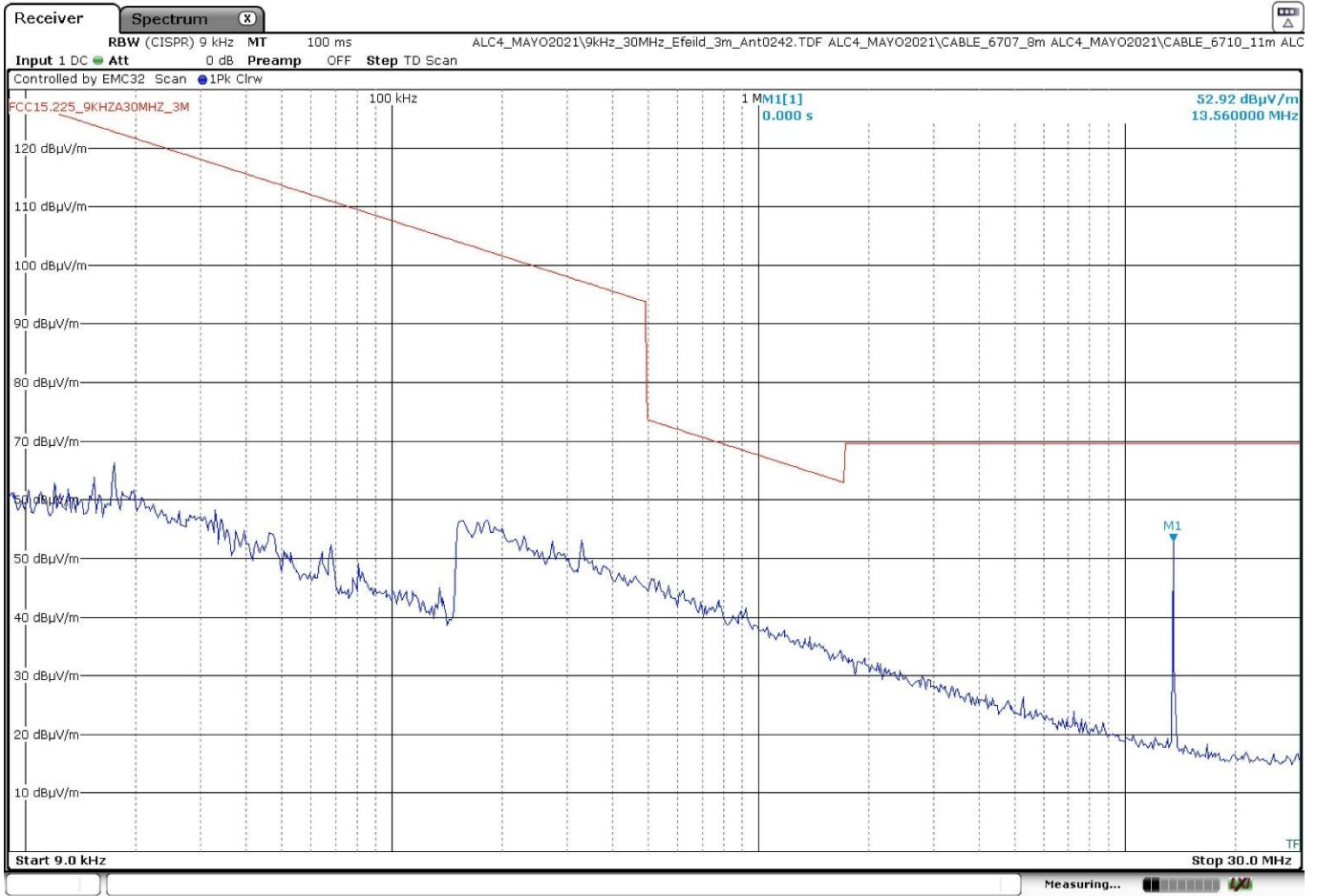
No spurious frequencies at less than 20 dB below the limit.

Verdict: PASS

Spectrum analyzer settings for all mode:

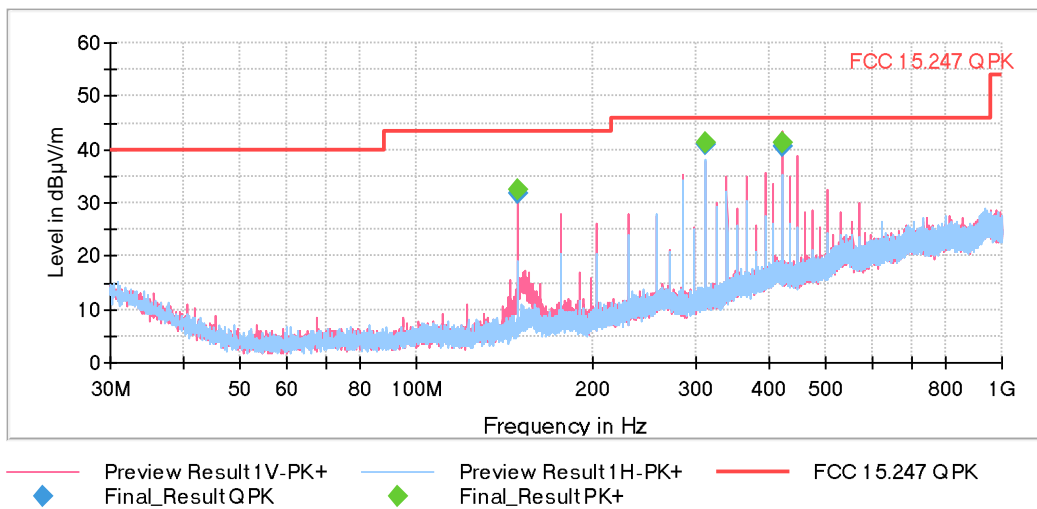
Setting	30 MHz – 1 GHz	1 GHz – 3 GHz	3 GHz – 17GHz	17 GHz – 26 GHz
Start Frequency	30.000 MHz	1.000 GHz	3.000 GHz	17.000 GHz
Stop Frequency	1000.000 MHz	3.000 GHz	17.000 GHz	26.000 GHz
RBW	100.000 kHz	1.000 MHz	1.000 MHz	1.000 MHz
VBW	300.000 kHz	3.000 MHz	3.000 MHz	3.000 MHz
SweepPoints	20001.000	30001.000	28001.000	28001.000
SweepTime	1.000 s	1.000 s	1.000 s	1.000 s
Detector 1	Peak	Peak	Peak	Peak
Detector 2	N/A	Average	Average	Average
Trace Mode	Max Hold	Max Hold	Max Hold	Max Hold

**FREQUENCY RANGE 9 kHz - 30 MHz (worst-case):**

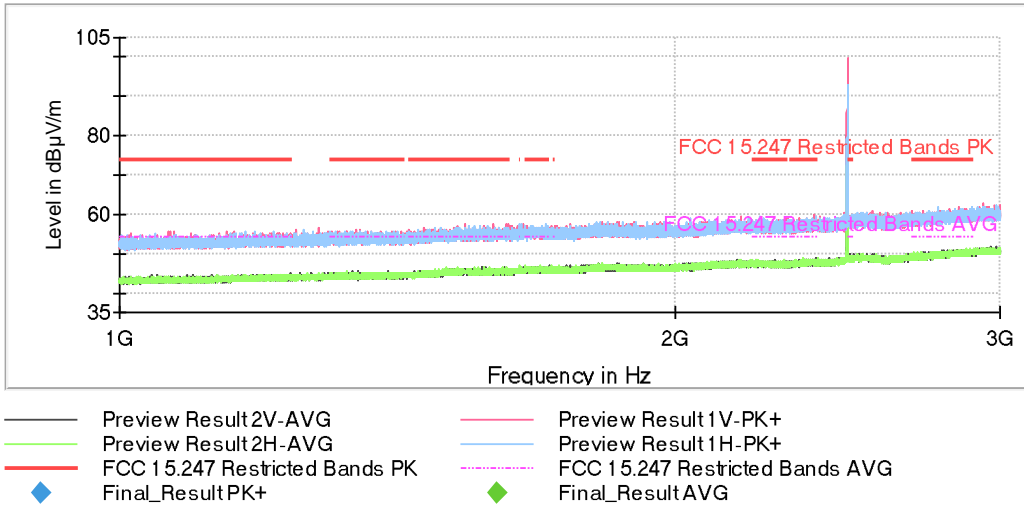


The peak above the limit is the NFC 13.56 MHz ISO 15693 carrier frequency.

**FREQUENCY RANGE 30 MHz - 1 GHz (worst-case):**

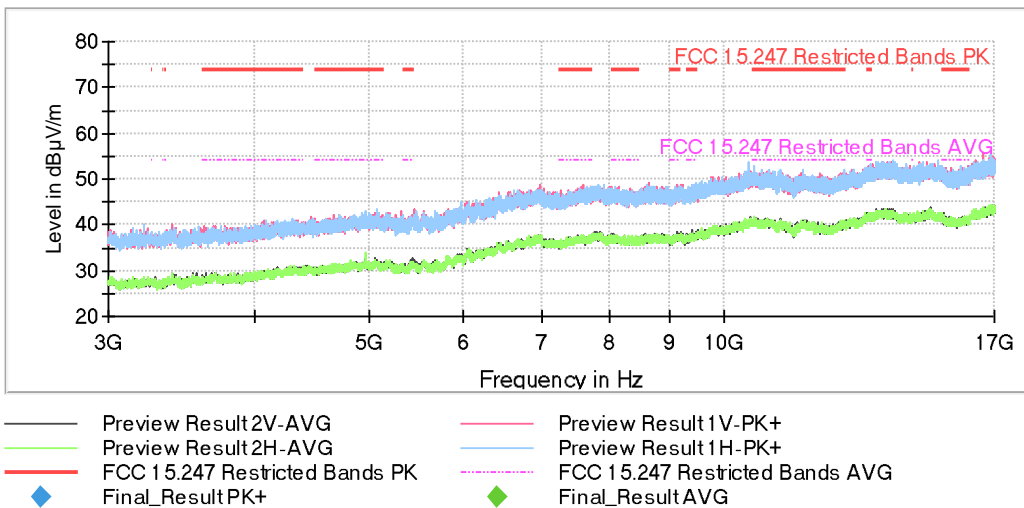


**FREQUENCY RANGE 1 - 3 GHz (worst-case):**



The peak above the limit is the Bluetooth LE carrier frequency.

**FREQUENCY RANGE 3 - 17 GHz (worst-case):**



**FREQUENCY RANGE 17 - 26 GHz (worst-case):**

