



PHOTOGRAPHS OF THE TEST CONFIGURATION


Mode A
CONDUCTED EMISSION TEST
(Bluetooth / WLAN)




CONDUCTED EMISSION TEST (NFC)





Mode B
CONDUCTED EMISSION TEST
(Bluetooth / WLAN)




CONDUCTED EMISSION TEST (NFC)



Mode A
RADIATED EMISSION TEST BELOW 1GHz
(Y-Plane)








RADIATED EMISSION TEST BELOW 1GHz
(Z-Plane)



RADIATED EMISSION TEST ABOVE 1GHz
(Y-Plane)




RADIATED EMISSION TEST ABOVE 1GHz
(Z-Plane)




RADIATED EMISSION TEST 30MHz~1GHz
(NFC)



RADIATED EMISSION TEST BELOW 30MHz
(NFC)



Mode B
RADIATED EMISSION TEST BELOW 1GHz
(Y-Plane)








RADIATED EMISSION TEST BELOW 1GHz
(Z-Plane)



RADIATED EMISSION TEST ABOVE 1GHz
(Y-Plane)



RADIATED EMISSION TEST ABOVE 1GHz (Z-Plane)



RADIATED EMISSION TEST 30MHz~1GHz
(NFC)



RADIATED EMISSION TEST BELOW 30MHz
(NFC)

