





Appendix D. Photographs of EUT and Setup

FCC SAR Test Report



<Photographs of EUT>



Sample A



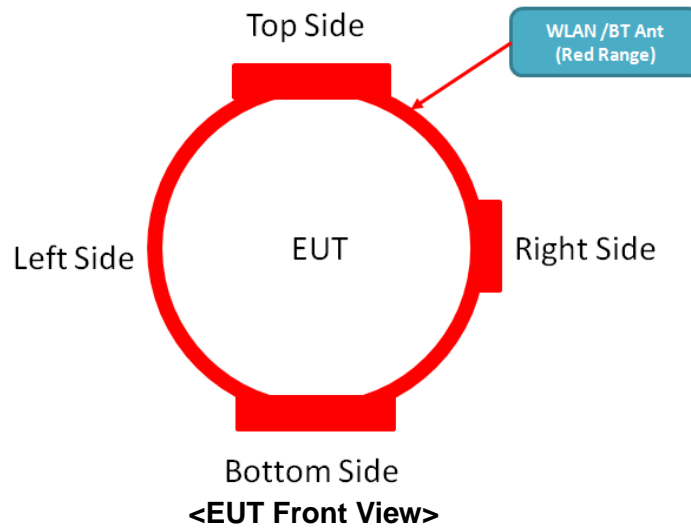
Sample B



Sample C

FCC SAR Test Report

<Antenna Location>




The separation distance for antenna to edge:

Antenna	To Top Side (mm)	To Bottom Side (mm)	To Left Side (mm)	To Right Side (mm)
WLAN / BT	0	0	0	0

FCC SAR Test Report

<Photographs of SAR Setup>



Rear Face of EUT with 0 cm Gap_Sample A



Rear Face of EUT with 0 cm Gap_Sample A_Neck



Rear Face of EUT with 0 cm Gap_Sample B



Rear Face of EUT with 0 cm Gap_Sample B_Neck



Rear Face of EUT with 0 cm Gap_Sample C



Rear Face of EUT with 0 cm Gap_Sample C_Neck

FCC SAR Test Report



Front Face of EUT with 1 cm Gap_Sample A



Front Face of EUT with 1 cm Gap_Sample B



Front Face of EUT with 1 cm Gap_Sample C

