


<Photographs of EUT>



EUT 1 - Front View




EUT 1 - Rear View




EUT 2 - Front View




EUT 2 - Rear View



**EUT 3 - Front View**



**EUT 3 - Rear View**



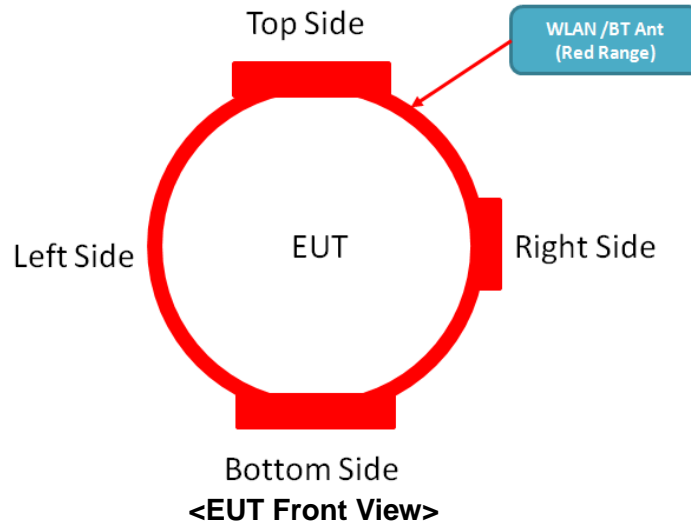
**EUT 4 - Front View**



**EUT 4 - Rear View**

# FCC SAR Test Report

## <Antenna Location>




The separation distance for antenna to edge:


Antenna	To Top Side (mm)	To Bottom Side (mm)	To Left Side (mm)	To Right Side (mm)
WLAN / BT	0	0	0	0




<Photographs of SAR Setup>



FCC SAR Test Report



Rear Face of EUT with 0 cm Gap for EUT 2




Rear Face of EUT with 0 cm Gap for EUT 2\_Neck



Rear Face of EUT with 0 cm Gap for EUT 4



Rear Face of EUT with 0 cm Gap for EUT 4\_Neck



Rear Face of EUT with 0 cm Gap for EUT 3

