


Appendix D - Product Photo



---

**Appendix E - Photograph of Setup**

**Fig. 9.1 Right Cheek in Close mode**



**Fig. 9.2 Right Tilted in Close Mode**



**Fig. 9.3 Left Cheek in Close Mode**




**Fig. 9.4 Left Tilted in Close Mode**




**Fig. 9.5 Right Cheek in Open mode**




**Fig. 9.6 Right Tilted in Open Mode**




**Fig. 9.7 Left Cheek in Open Mode**



**Fig. 9.8 Left Tilted in Open Mode**



**Fig. 9.9 Keypad Up with 1.5 cm Gap**



**Fig. 9.10 Keypad Down with 1.5 cm Gap**