



**APPENDIX 3: Photographs of test setup**

**Radiated Spurious Emission**




**Photo 1**




**Photo 2**

**Worst Case Position (Horizontal: Z-axis/ Vertical:Y-axis)**


**X-axis**



**Y-axis**



**Z-axis**



**End of Report**