



## 7. Photographs of the Test Setup


**Photograph 1: Set-up for Radiated Emission of Transmitter at MHz Range, Front View**




**Photograph 2: Set-up for Radiated Emission of Transmitter at MHz Range, Rear View**



**Photograph 3: Set-up for Radiated Emission of Transmitter at GHz Range, Front View**



**Photograph 4: Set-up for Radiated Emission of Transmitter at GHz Range, Rear View**



**Photograph 5: Set-up for Antenna Port Connected Test**

