

**47 CFR PART 15 SUBPART C TEST REPORT**

**for**

**Dongle**

**Model No.: DG011**

**FCC ID: UJ9DG011**

of

Applicant: I-ROCKS TECHNOLOGY CO., LTD.  
Address: 7F., No. 786, Zhongzheng rd., Zhonghe Dist.,  
New Taipei City 23586, Taiwan

Tested and Prepared

by

**Worldwide Testing Services (Taiwan) Co., Ltd.**

**FCC Registration No.: TW1477, TW1072**

**Industry Canada filed test laboratory Reg. No.: 20037, 5107A**



**Report No.: W6M22301-22415-C-1**

6F, NO. 58, LANE 188, RUEY-KUANG RD., NEIHU TAIPEI 114, TAIWAN, R.O.C.  
TEL: 886-2-66068877 FAX: 886-2-66068879 E-mail: [wts@wts-lab.com](mailto:wts@wts-lab.com)



Registration number: W6M22301-22415-C-1  
FCC ID: UJ9DG011

## **TABLE OF CONTENTS**

<b>1</b>	<b>GENERAL INFORMATION</b>	<b>2</b>
1.1	NOTES	2
1.2	TESTING LABORATORY	3
1.2.1	Location	3
1.2.2	Details of accreditation status	3
1.3	DETAILS OF APPROVAL HOLDER	4
1.4	APPLICATION DETAILS	4
1.5	GENERAL INFORMATION OF TEST ITEM	4
1.6	TEST STANDARDS	4
<b>2</b>	<b>TECHNICAL TEST</b>	<b>5</b>
2.1	SUMMARY OF TEST RESULTS	5
2.2	TEST ENVIRONMENT	5
2.3	TEST EQUIPMENT LIST	6
2.4	GENERAL TEST PROCEDURE	9
<b>3</b>	<b>TEST RESULTS (ENCLOSURE)</b>	<b>10</b>
3.1	PEAK OUTPUT POWER (TRANSMITTER)	11
3.2	EQUIVALENT ISOTROPIC RADIATED POWER	17
3.3	RF EXPOSURE COMPLIANCE REQUIREMENTS	17
3.4	OUT OF BAND RADIATED EMISSIONS	17
3.5	SPURIOUS EMISSION (TX)	18
3.6	RADIATED EMISSIONS FROM RECEIVER PART	19
3.7	RADIATED EMISSION ON THE BAND EDGE	20
3.8	POWER LINE CONDUCTED EMISSION	24
	APPENDIX	27



# Worldwide Testing Services(Taiwan) Co., Ltd.

Registration number: W6M22301-22415-C-1  
FCC ID: UJ9DG011

## 1 General Information

### 1.1 Notes

The purpose of conformity testing is to increase the probability of adherence to the essential requirements or conformity specifications, as appropriate.

The complexity of the technical specifications, however, means that full and thorough testing is impractical for both technical and economic reasons.


Furthermore, there is no guarantee that a test sample which has passed all the relevant tests conforms to a specification.

Neither is there any guarantee that such a test sample will interwork with other genuinely open systems. The existence of the tests nevertheless provides the confidence that the test sample possesses the qualities as maintained and that its performance generally conforms to representative cases of communications equipment.

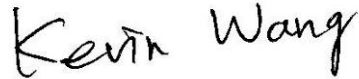
Laboratory disclaimer-

1. The test results of this test report relate exclusively to the item tested as specified in 1.5.
2. The test report may only be reproduced or published in full.
3. Reproduction or publication of extracts from the report requires the prior written approval of the Worldwide Testing Services(Taiwan) Co., Ltd.
4. Antenna gain is provided by applicant and laboratory issue relevant data and results.

### **Tester:**

January 30, 2023	Ken Kang	
Date	WTS-Lab. Name	Signature

### **Technical responsibility for area of testing:**

January 30, 2023	Kevin Wang	
Date	WTS Name	Signature



Registration number: W6M22301-22415-C-1

FCC ID: UJ9DG011

## **1.2 Testing laboratory**

### **1.2.1 Location**

10m OATS

No.5-1, Lishui, Shuang Sing Village, Wanli Dist.,  
New Taipei City 207, Taiwan (R.O.C.)

3 meter semi-anechoic chamber

No.35, Aly. 21, Ln. 228, Ankang Rd., Neihu Dist.,  
Taipei City 114, Taiwan (R.O.C.)

Tel: 886-2-6613-0228

Worldwide Testing Services (Taiwan) Co., Ltd.

6F., No. 58, Ln. 188, Ruiguang Rd., Neihu Dist.,  
Taipei City 114, Taiwan (R.O.C.)

Tel: 886-2-6606-8877

### **1.2.2 Details of accreditation status**

Accredited testing laboratory

FCC filed test laboratory Reg. No.: TW1477, TW1072

Industry Canada filed test laboratory Reg. No.: 20037, 5107A

**Test location, where different from Worldwide Testing Services (Taiwan) Co., Ltd. :**

Name: ./.

Accredited number: ./.

Street: ./.

Town: ./.

Country: ./.



Registration number: W6M22301-22415-C-1

FCC ID: UJ9DG011

### **1.3 Details of approval holder**

Name: I-ROCKS TECHNOLOGY CO., LTD.  
Street: 7F., No. 786, Zhongzheng rd., Zhonghe Dist.,  
City: New Taipei City 23586,  
Country: Taiwan

### **1.4 Application details**

Date of receipt of test item: January 05, 2023  
Date of test: from January 06, 2023 to January 18, 2023

### **1.5 General information of Test item**

Type of test item: Dongle  
Model number: DG011  
Multi-listing model number: ./.  
Sample no.: #01

#### **Technical data**


Frequency band: 2400-2483.5 MHz  
Operation frequency: 2408-2468 MHz  
Operation modes: Duplex  
Modulation type: GFSK  
Antenna type: PCB Antenna  
Antenna gain: 3.85dBi  
Power supply: USB 5Vd.c.

#### **Manufacturer: (if different from applicant)**

Name: Jingheng Tengwei (huizhou) Electronic Technology Co.  
Street: NO. 8 Minying road, Shang nan area, Yuan zhou town  
Town: Hui zhou city ,  
Country: China

### **1.6 Test standards**

Technical standard : 47 CFR PART 15 SUBPART C § 15.249 (2021-10)



Registration number: W6M22301-22415-C-1

FCC ID: UJ9DG011

**2 Technical test**

**2.1 Summary of test results**

No deviations from the technical specification(s) were ascertained in the course of the tests performed.

**or**

The deviations were ascertained in the course of the tests performed.

**2.2 Test environment**

- Relative humidity content: 20 ... 75 %
- Air pressure: 86 ... 103 kPa
- Details Power supply: USB 5Vd.c.
- Extreme conditions parameters: Not required

Test item Name	Uncertainty
Estimation Result of Uncertainty of Conducted Emission (Power Line Conducted Emission)	Expanded Uncertainty : AMN : 0.94 dB Voltage probe : 0.96 dB Include Pulse Limiter : 1.52 dB
Estimation Result of Uncertainty of Radiated Emission(3M) (Peak Output Power (transmitter), Equivalent isotropic radiated power, RF Exposure Compliance Requirements, Out of Band Radiated Emissions, Spurious emission (tx), Radiated Emissions from Receiver Part)	Expanded Uncertainty : 0.009-30 MHz : 3.48 dB 30-1000 MHz : 3.96 dB 1-18 GHz : 2.46 dB 18-40 GHz : 2.44 dB
Estimation Result of Uncertainty of Band Edge Measurement (Radiated Emission on the band edge)	Expanded Uncertainty : 0.67 dBc
Estimation Result of Uncertainty of Bandwidth Measurement (Occupied Bandwidth)	Expanded Uncertainty : 0.45 kHz

The decision rule is: Measurement uncertainty is not included in the calculation of test results.



# Worldwide Testing Services(Taiwan) Co., Ltd.

Registration number: W6M22301-22415-C-1

FCC ID: UJ9DG011

## 2.3 Test Equipment List

No.	Test equipment	Type	Serial No.	Manufacturer	Cal. Date	Next Cal. Date
ETSTW-CE 001	EMI TEST RECEIVER	ESHS10	842121/013	R&S	2022/6/22	2023/6/21
ETSTW-CE 003	AC POWER SOURCE	APS-9102	D161137	GW	Function Test	
ETSTW-CE 004	ZWEILEITER-V-NETZNACHBILDUNG TWO-LINE V-NETWORK	ESH3-Z5	840731/011	R&S	2022/10/24	2023/10/23
ETSTW-CE 006	IMPULSBEGRENZER PULSE LIMITER	ESH3-Z2	100226	R&S	2022/10/24	2023/10/23
ETSTW-CE 008	HF-EICHLITUNG RF STEP ATTENUATOR 139dB DPSP	334.6010.02	844581/024	R&S	Function Test	
ETSTW-CE 009	TEMP.&HUMIDITY CHAMBER	GTH-225-40-1P-U	MAA0305-009	GIANT FORCE	2022/8/3	2023/8/2
ETSTW-CE 016	TWO-LINE V-NETWORK	ENV216	100050	R&S	2022/11/9	2023/11/8
ETSTW-CE 028	MXE EMI Receiver	N9038A	MY53220110	Agilent	2022/7/29	2023/7/28
ETSTW-RE 003	EMI TEST RECEIVER	ESI 26	831438/001	R&S	2022/6/21	2023/6/20
ETSTW-RE 004	EMI TEST RECEIVER	ESI 40	832427/004	R&S	2022/10/17	2023/10/16
ETSTW-RE 012	TUNABLE BANDREJECT FILTER	D.C 0309	146	K&L	Function Test	
ETSTW-RE 013	TUNABLE BANDREJECT FILTER	D.C 0336	397	K&L	Function Test	
ETSTW-RE 018	MICROWAVE HORN ANTENNA	AT4560	27212	AR	2022/8/18	2023/8/17
ETSTW-RE 019	MICROWAVE HORN ANTENNA	22240-25	121074	FM	2022/6/13	2023/6/12
ETSTW-RE 027	Passive Loop Antenna	6512	00034563	ETS-Lindgren	2022/6/22	2023/6/21
ETSTW-RE 030	Double-Ridged Guide Horn Antenna	3117	00035224	ETS-Lindgren	2022/5/23	2023/5/22
ETSTW-RE 042	Biconical Antenna	HK116	100172	R&S	2022/3/4	2023/3/3
ETSTW-RE 043	Log-Periodic Dipole Antenna	HL223	100166	R&S	2022/6/28	2023/6/27
ETSTW-RE 044	Log-Periodic Antenna	HL050	100094	R&S	2022/8/1	2023/7/31
ETSTW-RE 045	ESA-E SERIES SPECTRUM ANALYZER	E4404B	MY45111242	Agilent	Pre-test Use	
ETSTW-RE 050	Attenuator 10dB	50HF-010-1	None	JFW	2022/2/18	2023/2/17
ETSTW-RE 051	Attenuator 6dB	50HF-006-1	None	JFW	2022/2/18	2023/2/17
ETSTW-RE 053	Attenuator 3dB	50HF-003-1	None	JFW	2022/2/18	2023/2/17
ETSTW-RE 055	SPECTRUM ANALYZER	FSU 26	200074	R&S	2022/3/28	2023/3/27
ETSTW-RE 060	Attenuator 30dB	5015-30	F651012z-01	ATM	2022/2/18	2023/2/17
ETSTW-RE 062	Amplifier Module	CHC 2	None	KMIC	2022/5/13	2023/5/12
ETSTW-RE 064	Bluetooth Test Set	MT8852B-042	6K00005709	Anritsu	Function Test	
ETSTW-RE 069	Double-Ridged Guide Horn Antenna	3117	00069377	ETS-Lindgren	Function Test	
ETSTW-RE 072	CELL SITE TEST SET	8921A	3339A00375	HP	2022/11/5	2023/11/4
ETSTW-RE 088	SOLID STATE AMPLIFIER	KMA180265A01	99057	KMIC	2022/9/16	2023/9/15
ETSTW-RE 091	Match Pad	MDCS1500	None	WOKEN	2022/6/9	2023/6/8
ETSTW-RE 099	DC Block	50DB-007-1	None	JFW	2022/2/18	2023/2/17
ETSTW-RE 112	AC POWER SOURCE	TFC-1005	T-0A023536	T-Power	Function test	
ETSTW-RE 115	2.4GHz Notch Filter	N0124411	473874	MICROWAVE CIRCUITS	2023/1/4	2024/1/3




# Worldwide Testing Services(Taiwan) Co., Ltd.

Registration number: W6M22301-22415-C-1

FCC ID: UJ9DG011

ETSTW-RE 120	RF Player	MP9200	MP9210-111022	ADIVIC	2022/11/8	2023/11/7
ETSTW-RE 122	SIGNAL GENERATOR	SMF100A	102149	R&S	2022/6/20	2023/6/19
ETSTW-RE 125	5GHz Notch filter	5NSL11-5200/E221.3-O/O	1	K&L Microwave	2022/8/5	2023/8/4
ETSTW-RE 126	5GHz Notch filter	5NSL12-5800/E221.3-O/O	1	K&L Microwave	2022/8/5	2023/8/4
ETSTW-RE 127	RF Switch Box	RFS-01	None	WTS	2022/2/18	2023/2/17
ETSTW-RE 128	5.3GHz Notch filter	N0153001	SN487233	Microwave Circuits	2022/8/5	2023/8/4
ETSTW-RE 129	5.5GHz Notch filter	N0555984	SN487234	Microwave Circuits	2022/8/5	2023/8/4
ETSTW-RE 130	Handheld RF Spectrum Analyzer	N9340A	CN0147000204	Agilent	Pre-test Use	
ETSTW-RE 142	Amplifier	8447D	2805A03378	Agilent	2022/5/13	2023/5/12
ETSTW-RE 146	Preamplifier	JPA-10M1G	15090004	JPT	2022/5/27	2023/5/26
ETSTW-RE 153	Signal Analyzer	FSV40	101929	R&S	2022/10/3	2023/10/2
ETSTW-RE 159	Bi-log Hybrid Antenna (30M~1000 MHz)	MCTD 2786B	BLB21N04035	ETC	2022/12/22	2023/12/21
ETSTW-RE 177	Bi-log Hybrid Antenna with 6dB Attenuator	VULB 9168&EMCI-N-6-06	01380&AT-06007	SCHWARZBECK&EMC	2022/9/1	2023/8/31
ETSTW-RF 002	Electromagnetic field probe	LF-30	K-0007	STT	2022/7/14	2023/7/13
ETSTW-EMI 011	USB Compact Modulator	SFC-U	101689	R&S	2022/6/10	2023/6/9
ETSTW-GSM 002	Universal Radio Communication Tester	CMU 200	109439	R&S	2022/3/28	2023/3/27
ETSTW-GSM 003	Radio Communication Analyzer	MT8820C	6201342073	Anritsu	2022/5/9	2023/5/8
ETSTW-GSM 004	Wideband Radio Communication Tester	CMW500	128092	R&S	2022/10/24	2023/10/23
ETSTW-GSM 019	Band Reject Filter	WRCTF824/849-822/851-40 /12+9SS	3	WI	2023/1/4	2024/1/3
ETSTW-GSM 020	Band Reject Filter	WRCD1747/1748-1743/1752-32/5SS	1	WI	2023/1/4	2024/1/3
ETSTW-GSM 021	Band Reject Filter	WRCD1879.5/1880.5-1875.5/1884.5-32/5SS	3	WI	2023/1/4	2024/1/3
ETSTW-GSM 022	Band Reject Filter	WRCT901.9/903.1-904.25-50/8SS	1	WI	2023/1/4	2024/1/3
ETSTW-GSM 023	Power Divider	4901.19.A	None	SUHNER	2022/9/2	2023/9/1
ETSTW-GSM 024	Radio Communication Analyzer	MT8821C	None	Anritsu	2022/5/3	2023/5/2
ETSTW-GSM 025	Band Reject Filter	BRM19835	001	Micro-Tronics	2022/8/5	2023/8/4
ETSTW-Cable 016	BNC Cable	Switch Box	B Cable 1	Schwarz beck	2022/2/18	2023/2/17
ETSTW-Cable 017	BNC Cable	X Cable	B Cable 2	Schwarz beck	2022/2/18	2023/2/17
ETSTW-Cable 018	BNC Cable	Y Cable	B Cable 3	Schwarz beck	2022/2/18	2023/2/17
ETSTW-Cable 019	BNC Cable	Z Cable	B Cable 4	Schwarz beck	2022/2/18	2023/2/17
ETSTW-Cable 020	N TYPE Cable	OATS Cable 1	N30N30-L335-15M	JYE BAO CO.,LTD.	2022/6/29	2023/6/28
ETSTW-Cable 027	Microwave Cable	SUCOFLEX 104	279083	HUBER+SUHNER	2022/5/6	2023/5/5
ETSTW-Cable 028	Microwave Cable	FA147A0015M2020	30064-2	UTIFLEX	2022/9/16	2023/9/15
ETSTW-Cable 029	Microwave Cable	FA147A0015M2020	30064-3	UTIFLEX	2022/9/16	2023/9/15
ETSTW-Cable 030	Microwave Cable	SUCOFLEX 104 (S_Cable 9)	279067	HUBER+SUHNER	2022/2/18	2023/2/17
ETSTW-Cable 043	Microwave Cable	SUCOFLEX 104	317576	HUBER+SUHNER	2022/5/13	2023/5/12
ETSTW-Cable 058	Microwave Cable	SUCOFLEX 104	none	HUBER+SUHNER	2022/5/27	2023/5/26





# Worldwide Testing Services(Taiwan) Co., Ltd.

Registration number: W6M22301-22415-C-1  
 FCC ID: UJ9DG011

ETSTW-Cable 064	Microwave Cable	SUCOFLEX 104	MY28891	HUBER+SUHNER	2022/5/13	2023/5/12
ETSTW-Cable 071	N TYPE CABLE	EMCCFD400-NM-NM-25000	170239	EMCI	2022/5/27	2023/5/26
ETSTW-Cable 072	SMA type cable (8m)	SUCOFLEX 104	805800/4	HUBER+SUHNER	2022/5/13	2023/5/12
ETSTW-Cable 074	SMA type cable (2m)	SUCOFLEX 104	802563/4	HUBER+SUHNER	2022/5/13	2023/5/12
WTSTW-SW 002	EMI TEST SOFTWARE	EZ EMC	None	Farad	Version ETS-03A1 Version EMEC-3A1+	
WTSTW-SW 006	EMI TEST SOFTWARE	e3	None	AUDIX	Version 9.161014	
WTSTW-SW 008	Signal studio	Agilent	None	AUDIX	Version 2.0.0.1	
ETSTW-TH 002	Thermohygrometer	608-H1	45204317	Testo	2022/9/16	2023/9/15
ETSTW-TH 003	Wireless weather station	GAIA	N/A	TFA	2022/10/28	2023/10/27



Registration number: W6M22301-22415-C-1

FCC ID: UJ9DG011

## **2.4 General Test Procedure**

**POWER LINE CONDUCTED INTERFERENCE:** The procedure used was ANSI STANDARD C63.10-2013 6.2 using a LISN (if necessary). Both lines were observed. The bandwidth of the spectrum analyzer was 10 kHz with an appropriate sweep speed.

**RADIATION INTERFERENCE:** The test procedure used was according to ANSI STANDARD C63.10-2013 6.3 employing a spectrum analyzer. For investigated frequency is equal to or below 1GHz, the RBW and VBW of the spectrum analyzer was 100 kHz and 100kHz respectively with an appropriate sweep speed. For investigated frequency is above 1GHz, both of RBW and VBW of the spectrum analyzer were 1 MHz with an appropriate sweep speed. The analyzer was calibrated in dB above a microvolt at the output of the antenna.

**FORMULA OF CONVERSION FACTORS:** The Field Strength at 3m was established by adding the meter reading of the spectrum analyzer (which is set to read in units of dB $\mu$ V) to the antenna correction factor supplied by the antenna manufacturer. The antenna correction factors are stated in terms of dB.

Example:

Freq (MHz)      METER READING + ACF + CABLE LOSS (to the receiver) = FS  
33                    20 dB $\mu$ V + 10.36 dB + 6 dB = 36.36 dB $\mu$ V/m @3m

**ANSI STANDARD C63.10-2013 6.2.2 MEASUREMENT PROCEDURES:** The EUT was placed on a table 80 cm height and with dimensions of 1m by 1.5m (non metallic table). The EUT was placed in the centre of the table. The table used for radiated measurements is capable of continuous rotation. The spectrum was scanned from 30 MHz to 10<sup>th</sup> harmonic of the fundamental.

Peak readings were taken in three (3) orthogonal planes and the highest readings.

When an emission was found, the table was rotated to produce the maximum signal strength. At this point, the antenna was raised and lowered from 1m to 4m. The antenna was placed in both the horizontal and vertical planes.

**ANSI STANDARD C63.10-2013 B.2.7:** Any measurements that utilize special test software shall be indicated and referenced in the test report. During testing, test software 'EZ EMC' was used for setting up different operation modes.



# Worldwide Testing Services(Taiwan) Co., Ltd.

Registration number: W6M22301-22415-C-1

FCC ID: UJ9DG011

## 3 Test results (enclosure)

Test case	Para. Number	Required	Test passed	Test failed
Peak Output Power	15.249 (a)	<input checked="" type="checkbox"/>	<input checked="" type="checkbox"/>	<input type="checkbox"/>
Spurious Emissions radiated – Transmitter operating	15.249 (e)	<input checked="" type="checkbox"/>	<input checked="" type="checkbox"/>	<input type="checkbox"/>
Spurious Emissions conducted – Transmitter operating	15.249 (e)	<input checked="" type="checkbox"/>	<input checked="" type="checkbox"/>	<input type="checkbox"/>
Radiated Emission from Receiver Part	15.109	<input type="checkbox"/>	<input type="checkbox"/>	<input type="checkbox"/>
Band edge-Transmitter operating	15.35 (b)	<input checked="" type="checkbox"/>	<input checked="" type="checkbox"/>	<input type="checkbox"/>
Power Line Conducted Emission	15.207	<input checked="" type="checkbox"/>	<input checked="" type="checkbox"/>	<input type="checkbox"/>

The following is intentionally left blank.





# Worldwide Testing Services(Taiwan) Co., Ltd.

Registration number: W6M22301-22415-C-1  
 FCC ID: UJ9DG011

**Radiated Emission Measurement**

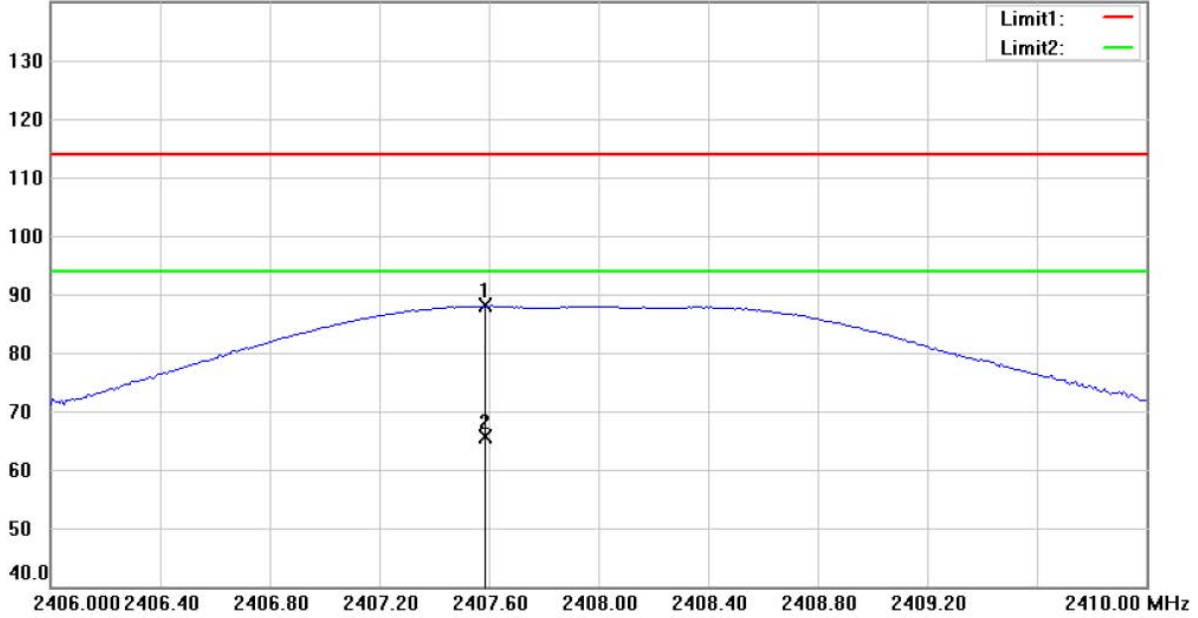
Operator: Eason

File :Power  
 140.0 dBuV/m

Data :#2

Date: 1/11/2023  
 Time: 5:26:01 PM

Temperature:22.5 °C  
 Humidity:64.5 %



Site : Chamber

Condition : FCC 15.249 power\_PK

EUT : W6M22301-22415

M/N:

Test Mode : TX 2408MHz

Note :

Polarization: *Vertical*

Power : 5 Vd.c.(USB)

Distance: 3m

Mk.	Frequency (MHz)	Reading (dBuV)	Detector	Corr. factor (dB/m)	Result (dBuV/m)	Limit (dBuV/m)	Ant.Pos (cm)	Tab.Pos (deg.)	Margin (dB)	Comment
*	2407.587	50.78	peak	37.26	88.04	114.00	220	229	-25.96	
	2407.587	28.26	AVG	37.26	65.52	94.00	220	229	-28.48	



# Worldwide Testing Services(Taiwan) Co., Ltd.

Registration number: W6M22301-22415-C-1  
 FCC ID: UJ9DG011

### Radiated Emission Measurement

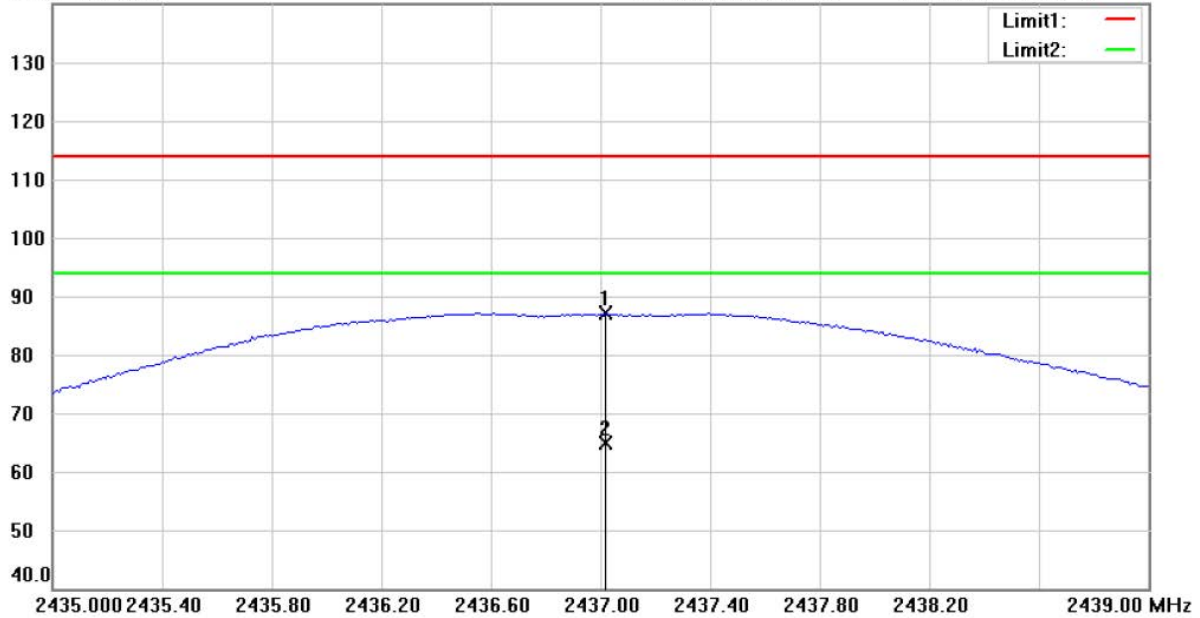
Operator: Eason

File :Power  
 140.0 dBuV/m

Data :#1

Date: 1/11/2023  
 Time: 5:35:55 PM

Temperature:22.5 °C  
 Humidity:64.5 %



Site : Chamber

Condition : FCC 15.249 power\_PK

Polarization: *Horizontal*

EUT : W6M22301-22415

Power : 5 Vd.c.(USB)

M/N:

Distance: 3m

Test Mode : TX 2437MHz

Note :

Mk.	Frequency (MHz)	Reading (dBuV)	Detector	Corr. factor (dB/m)	Result (dBuV/m)	Limit (dBuV/m)	Ant.Pos (cm)	Tab.Pos (deg.)	Margin (dB)	Comment
*	2437.020	49.58	peak	37.48	87.06	114.00	150	199	-26.94	
	2437.020	27.40	AVG	37.48	64.88	94.00	150	199	-29.12	



# Worldwide Testing Services(Taiwan) Co., Ltd.

Registration number: W6M22301-22415-C-1  
 FCC ID: UJ9DG011

**Radiated Emission Measurement**

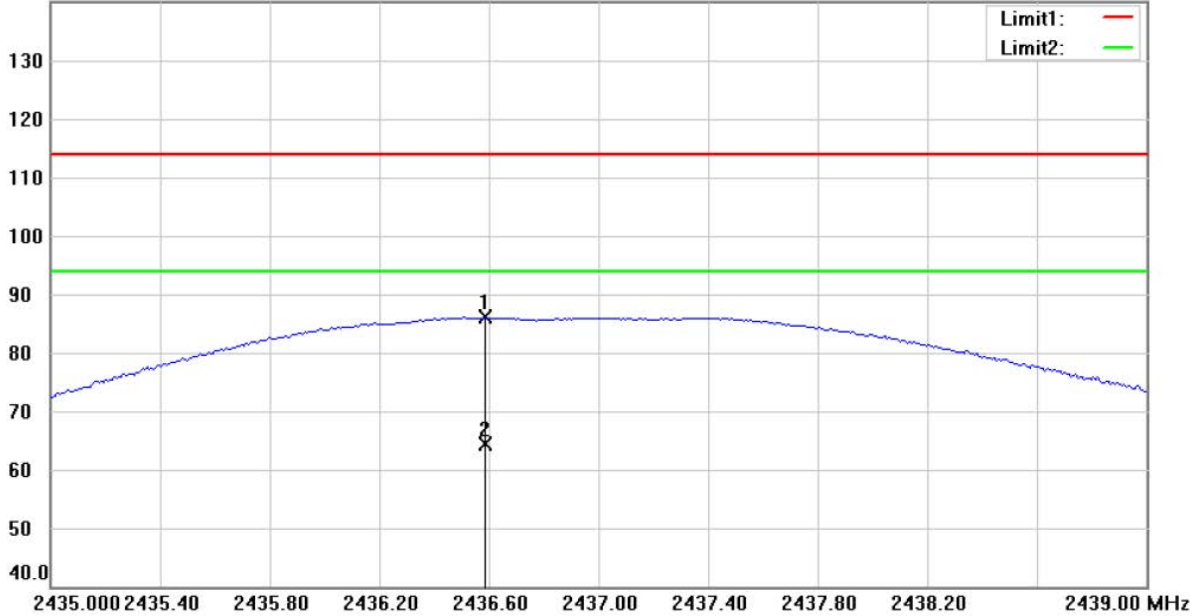
Operator: Eason

File :Power  
 140.0 dBuV/m

Data :#2

Date: 1/11/2023  
 Time: 5:40:08 PM

Temperature:22.5 °C  
 Humidity:64.5 %



Site : Chamber

Condition : FCC 15.249 power\_PK

EUT : W6M22301-22415

M/N:

Test Mode : TX 2437MHz

Note :

Polarization: *Vertical*

Power : 5 Vd.c.(USB)

Distance: 3m

Mk.	Frequency (MHz)	Reading (dBuV)	Detector	Corr. factor (dB/m)	Result (dBuV/m)	Limit (dBuV/m)	Ant.Pos (cm)	Tab.Pos (deg.)	Margin (dB)	Comment
*	2436.587	48.61	peak	37.47	86.08	114.00	210	230	-27.92	
	2436.587	26.95	AVG	37.47	64.42	94.00	210	230	-29.58	



# Worldwide Testing Services(Taiwan) Co., Ltd.

Registration number: W6M22301-22415-C-1  
 FCC ID: UJ9DG011

### Radiated Emission Measurement

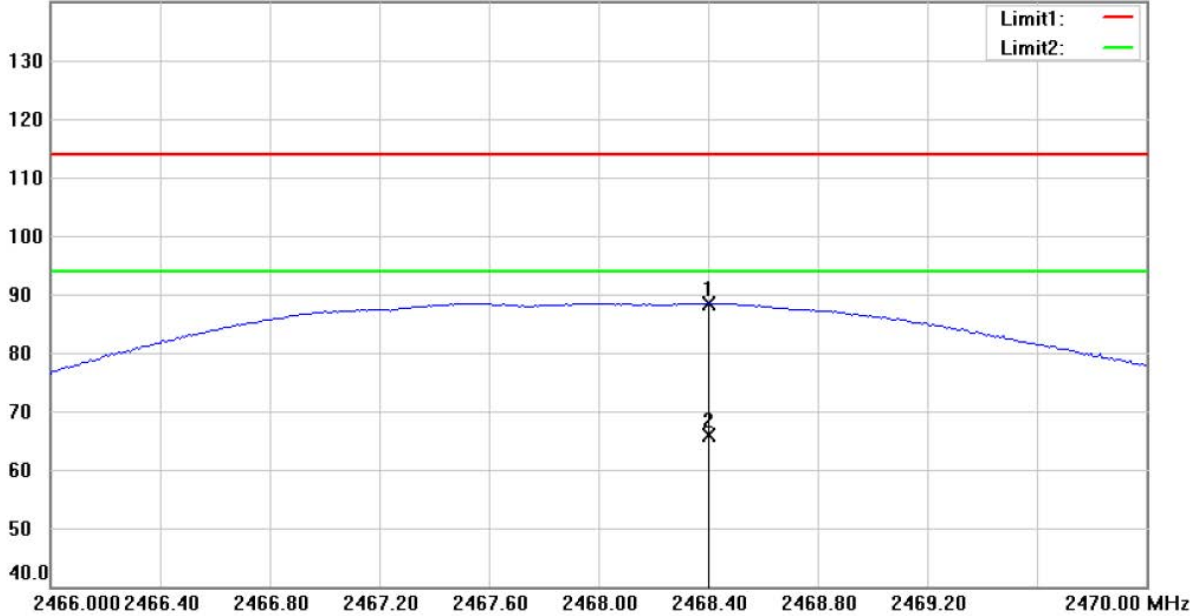
Operator: Eason

File :Power  
 140.0 dBuV/m

Data :#1

Date: 1/11/2023  
 Time: 5:44:28 PM

Temperature:22.5 °C  
 Humidity:64.5 %



Site : Chamber

Condition : FCC 15.249 power\_PK

EUT : W6M22301-22415

M/N:

Test Mode : TX 2468MHz

Note :


Polarization: *Horizontal*

Power : 5 Vd.c.(USB)

Distance: 3m

Mk.	Frequency (MHz)	Reading (dBuV)	Detector	Corr. factor (dB/m)	Result (dBuV/m)	Limit (dBuV/m)	Ant.Pos (cm)	Tab.Pos (deg.)	Margin (dB)	Comment
*	2468.397	50.76	peak	37.71	88.47	114.00	150	200	-25.53	
	2468.397	28.17	AVG	37.71	65.88	94.00	150	200	-28.12	

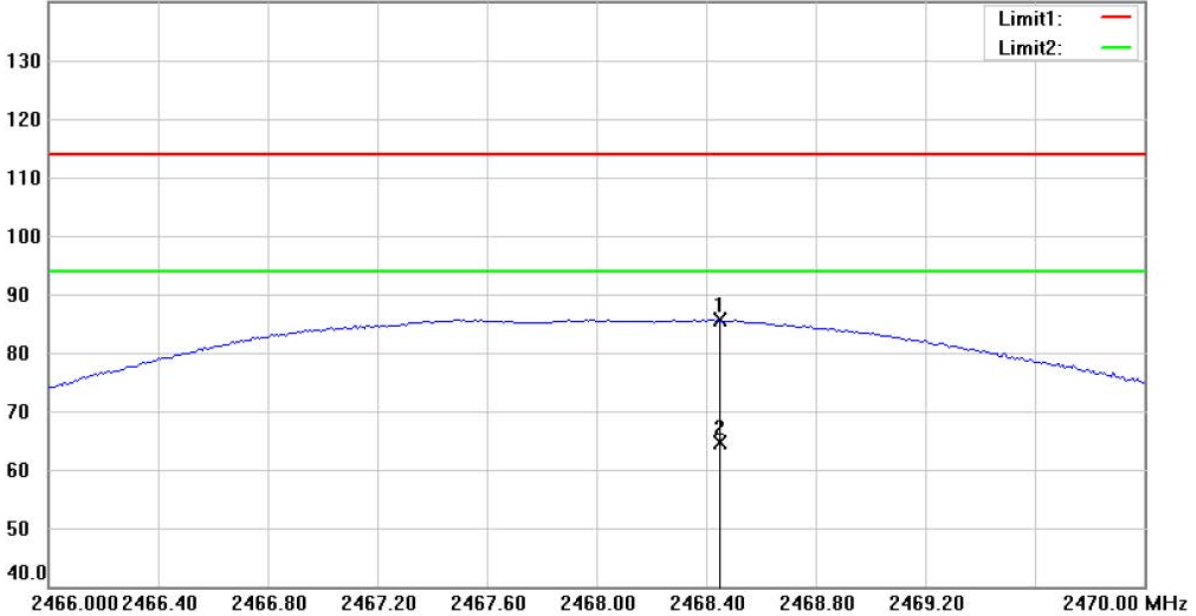




# Worldwide Testing Services(Taiwan) Co., Ltd.

Registration number: W6M22301-22415-C-1  
 FCC ID: UJ9DG011

**Radiated Emission Measurement**      **Operator: Eason**  
**File :Power**      **Data :#2**      **Date: 1/11/2023**      **Temperature:22.5 °C**  
**140.0 dBuV/m**           **Time: 5:51:11 PM**      **Humidity:64.5 %**



**Site :** Chamber  
**Condition :** FCC 15.249 power\_PK      **Polarization:** *Vertical*  
**EUT :** W6M22301-22415      **Power :** 5 Vd.c.(USB)  
**M/N:**      **Distance:** 3m  
**Test Mode :** TX 2468MHz  
**Note :**

Mk.	Frequency (MHz)	Reading (dBuV)	Detector	Corr. factor (dB/m)	Result (dBuV/m)	Limit (dBuV/m)	Ant.Pos (cm)	Tab.Pos (deg.)	Margin (dB)	Comment
*	2468.445	47.95	peak	37.71	85.66	114.00	205	230	-28.34	
	2468.445	26.81	AVG	37.71	64.52	94.00	205	230	-29.48	

Test equipment used: ETSTW-RE 004, ETSTW-RE 030, ETSTW-RE 062, ETSTW-RE 142, ETSTW-RE 177



Registration number: W6M22301-22415-C-1

FCC ID: UJ9DG011

**3.2 Equivalent isotropic radiated power**

Because using an permanent antenna there are no deviations from the radiated test results according 3.1.

**3.3 RF Exposure Compliance Requirements**

Not applicable for this EUT for the low power level.

**3.4 Out of Band Radiated Emissions**

FCC Rule: 15.249 (d)(e), 15.35 (b)

Emissions radiated outside of the specified frequency bands, except for harmonics, shall be attenuated by at least 50 dB below the level of the fundamental or to the general radiated emission limits in Section 15.209, whichever is the lesser attenuation.

For frequency above 1000 MHz, the field strength limits are based on average limits. However, the peak field strength of any emission shall not exceed the maximum permitted average limits specified above by more than 20 dB under any condition of modulation. For point-to-point operation, the peak field strength shall not exceed 2500 millivolts/meter at 3 meters along the antenna azimuth.

Limits:

Frequency of Emission (MHz)	Field strength (microvolts/meter)	Field Strength (dB microvolts/meter)
30 - 88	100	40.0
88 - 216	150	43.5
216 - 960	200	46.5
Above 960	500	54.0

For frequencies above 1 GHz (Peak measurements).

Limit + 20 dB     $54.0 \text{ dB}\mu\text{V/m} + 20 \text{ dB} = 74 \text{ dB}\mu\text{V/m}$

Or

Must be attenuated at least 50dB below the level of fundament

Test equipment used: ETSTW-RE 004, ETSTW-RE 062, ETSTW-RE 142, ETSTW-RE 177, ETSTW-RE 030

Explanation: Please see attached diagram as appendix.



Registration number: W6M22301-22415-C-1

FCC ID: UJ9DG011

### 3.5 Spurious emission (tx)

Spurious emission was measured with modulation (declared by manufacturer).

Emissions radiated outside of the specified frequency bands, except for harmonics, shall be attenuated by at least 50 dB below the level of the fundamental or to the general radiated emission limits in Section 15.209, whichever is the lesser attenuation.

For frequencies above 1000 MHz, the field strength limits are based on average limits. However, the peak field strength of any emission shall not exceed the maximum permitted average limits specified above by more than 20 dB under any condition of modulation. For point-to-point operation, the peak field strength shall not exceed 2500 millivolts/meter at 3 meters along the antenna azimuth.

SAMPLE CALCULATION OF LIMIT. ALL results will be updated by an automatic measuring system in accordance with point 2.3.

The peak and average spurious emission plots was measured with the average limits.  
The critical peak value listed in the table agree with the above calculated limits.

#### Summary table with radiated data of the test plots

Model: DG011 Date: --  
 Mode: -- Temperature: -- °C Engineer: --  
 Polarization: Horizontal Humidity: -- %

Frequency (MHz)	Reading (dBuV)	Detector	Factor (dB)	Result (dBuV/m)	Limit (dBuV/m)	Margin (dB)	Table Degree (Deg.)	Ant. High (cm)
--	--	--	--	--	--	--	--	--
--	--	--	--	--	--	--	--	--

Polarization: Vertical

Frequency (MHz)	Reading (dBuV)	Detector	Factor (dB)	Result (dBuV/m)	Limit (dBuV/m)	Margin (dB)	Table Degree (Deg.)	Ant. High (cm)
--	--	--	--	--	--	--	--	--
--	--	--	--	--	--	--	--	--

#### Note

1. Correction Factor = Antenna factor + Cable loss - Preamplifier
2. The formula of measured value as: Test Result = Reading + Correction Factor
3. Detector function in the form : PK = Peak, QP = Quasi Peak, AV = Average
4. All not in the table noted test results are more than 20 dB below the relevant limits.
5. Up Line: PK Limit Line, Down Line: Ave Limit Line.
6. Please see attached diagrams in appendix.

**TEST RESULT (Transmitter):** The unit DOES meet the FCC requirements.

Test equipment used: ETSTW-RE 004, ETSTW-RE 062, ETSTW-RE 142, ETSTW-RE 177, ETSTW-RE 030, ETSTW-RE 088, ETSTW-RE 018



Registration number: W6M22301-22415-C-1

FCC ID: UJ9DG011

**3.6 Radiated Emissions from Receiver Part**

**Summary table with radiated data of the test plots**

Model: DG011 Date: --  
 Mode: -- Temperature: -- °C Engineer: --  
 Polarization: Horizontal Humidity: -- %

Frequency (MHz)	Reading (dBuV)	Detector	Factor (dB)	Result (dBuV/m)	Limit (dBuV/m)	Margin (dB)	Table Degree (Deg.)	Ant. High (cm)
--	--	--	--	--	--	--	--	--
--	--	--	--	--	--	--	--	--
--	--	--	--	--	--	--	--	--
--	--	--	--	--	--	--	--	--

Frequency (MHz)	Reading (dBuV)		Factor (dB) Corr.	Result @3m (dBuV/m)		Limit @3m (dBuV/m)		Margin (dB)	Table Degree (Deg.)	Ant. High (cm)
	Peak	Ave.		Peak	Ave.	Peak	Ave.			
--	--	--	--	--	--	--	--	--	--	--
--	--	--	--	--	--	--	--	--	--	--
--	--	--	--	--	--	--	--	--	--	--

**Note**

- 1. Correction Factor = Antenna factor + Cable loss - Preamplifier**
- 2. The formula of measured value as: Test Result = Reading + Correction Factor**
- 3. Detector function in the form : PK = Peak, QP = Quasi Peak, AV = Average**
- 4. All not in the table noted test results are more than 20 dB below the relevant limits.**
- 5. For test result, please refer to the test report number: W6M22301-22415-P-15B**

Test equipment used: ETSTW-RE 004, ETSTW-RE 062, ETSTW-RE 142, ETSTW-RE 177, ETSTW-RE 030

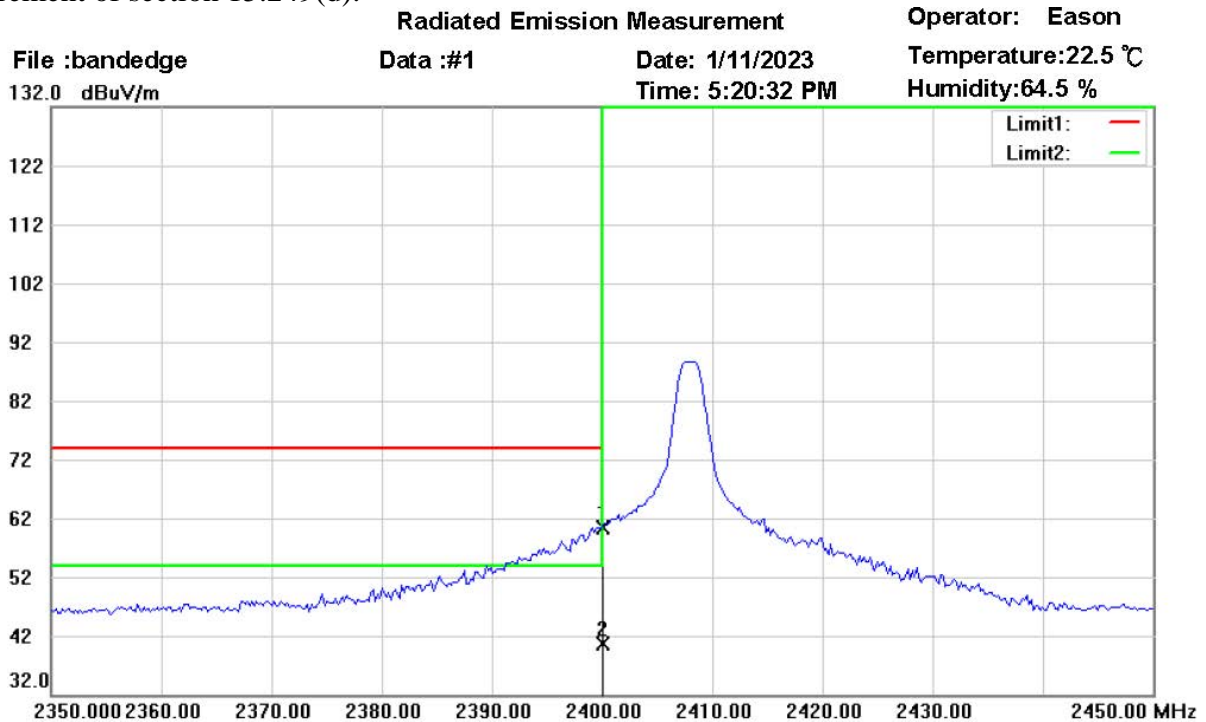


Registration number: W6M22301-22415-C-1

FCC ID: UJ9DG011

### 3.7 Radiated Emission on the band edge

From the following plots, they show that the fundamental emissions are confined in the specified band and they are at least 50 dB below the carrier level at band edge (2400 and 2483.5 MHz). It meets the requirement of section 15.249(d).



Site : Chamber

Condition : FCC 15.249 PK (Bandedge)

EUT : W6M22301-22415

M/N:

Test Mode : TX 2408MHz


Note :

Polarization: *Horizontal*

Power : 5 Vd.c.(USB)

Distance: 3m

Mk.	Frequency (MHz)	Reading (dBuV)	Detector	Corr. factor (dB/m)	Result (dBuV/m)	Limit (dBuV/m)	Ant.Pos (cm)	Tab.Pos (deg.)	Margin (dB)	Comment
	2400.000	23.17	peak	37.20	60.37	74.00	150	98	-13.63	
*	2400.000	3.38	AVG	37.20	40.58	54.00	150	98	-13.42	



# Worldwide Testing Services(Taiwan) Co., Ltd.

Registration number: W6M22301-22415-C-1  
 FCC ID: UJ9DG011

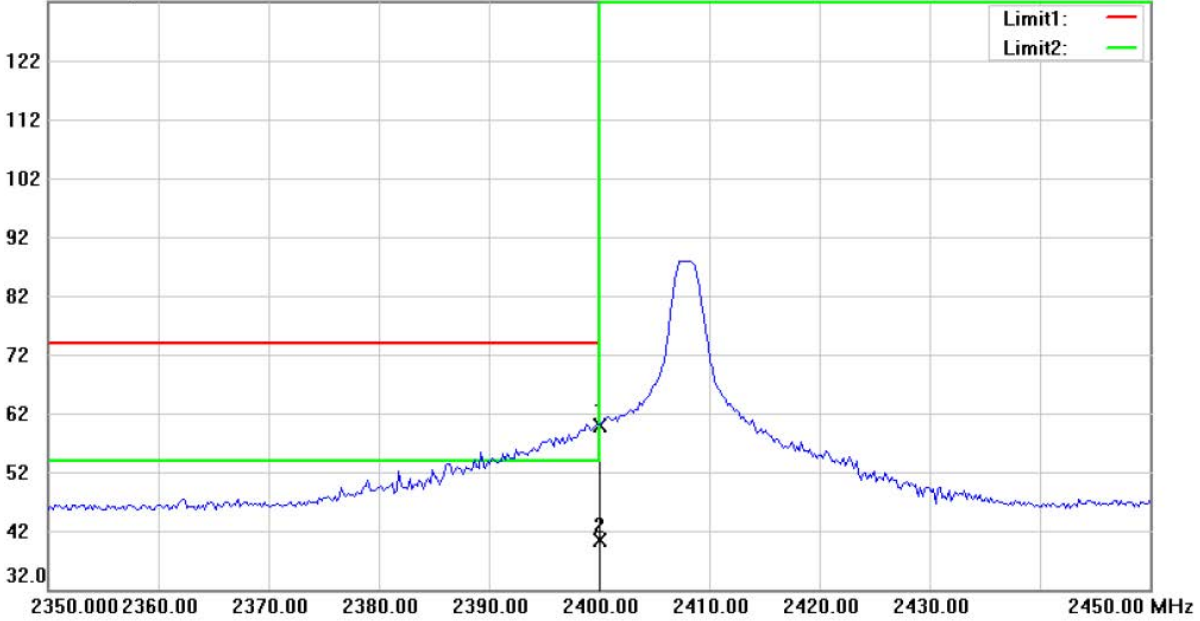
### Radiated Emission Measurement

Operator: Eason  
 Temperature: 22.5 °C  
 Humidity: 64.5 %

File :bandedge  
 132.0 dBuV/m

Data :#2

Date: 1/11/2023  
 Time: 5:26:53 PM



Site : Chamber

Condition : FCC 15.249 PK (Bandedge)

EUT : W6M22301-22415

M/N:

Test Mode : TX 2408MHz

Note :

Polarization: *Vertical*

Power : 5 Vd.c.(USB)

Distance: 3m

Mk.	Frequency (MHz)	Reading (dBuV)	Detector	Corr. factor (dB/m)	Result (dBuV/m)	Limit (dBuV/m)	Ant.Pos (cm)	Tab.Pos (deg.)	Margin (dB)	Comment
	2400.000	22.58	peak	37.20	59.78	74.00	220	229	-14.22	
*	2400.000	3.10	AVG	37.20	40.30	54.00	220	229	-13.70	



# Worldwide Testing Services(Taiwan) Co., Ltd.

Registration number: W6M22301-22415-C-1  
 FCC ID: UJ9DG011

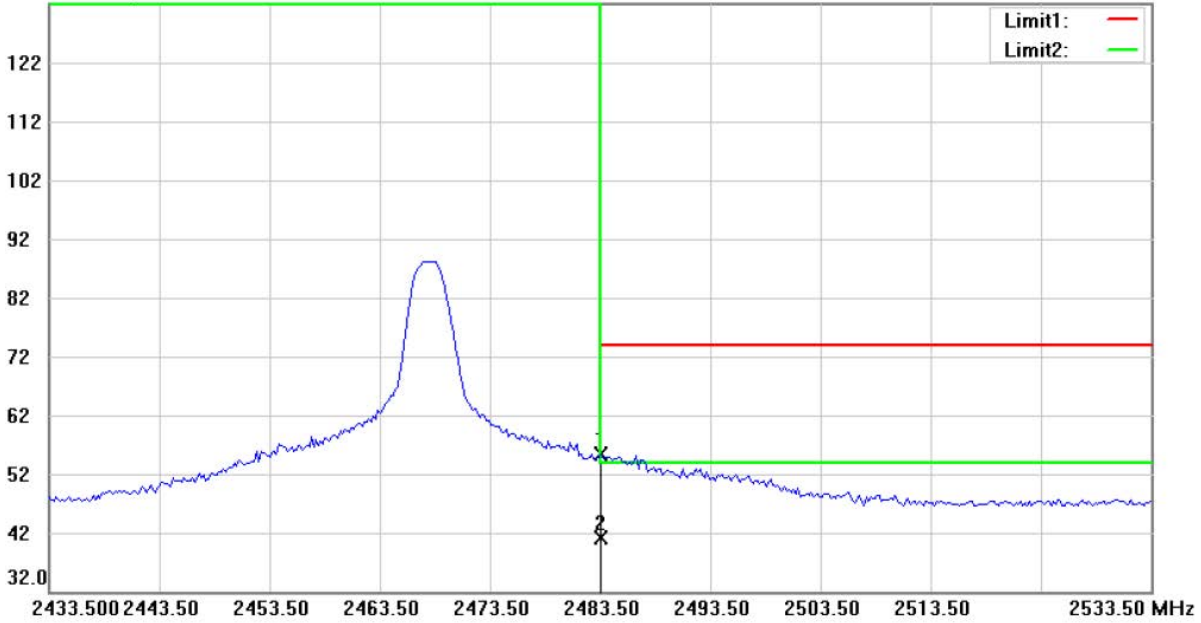
### Radiated Emission Measurement

Operator: Eason  
 Temperature: 22.5 °C  
 Humidity: 64.5 %

File :bandedge  
 132.0 dBuV/m

Data :#1

Date: 1/11/2023  
 Time: 5:45:27 PM



Site : Chamber

Condition : FCC 15.249 PK (Bandedge)

EUT : W6M22301-22415

M/N:

Test Mode : TX 2468MHz


Note :

Polarization: *Horizontal*

Power : 5 Vd.c.(USB)

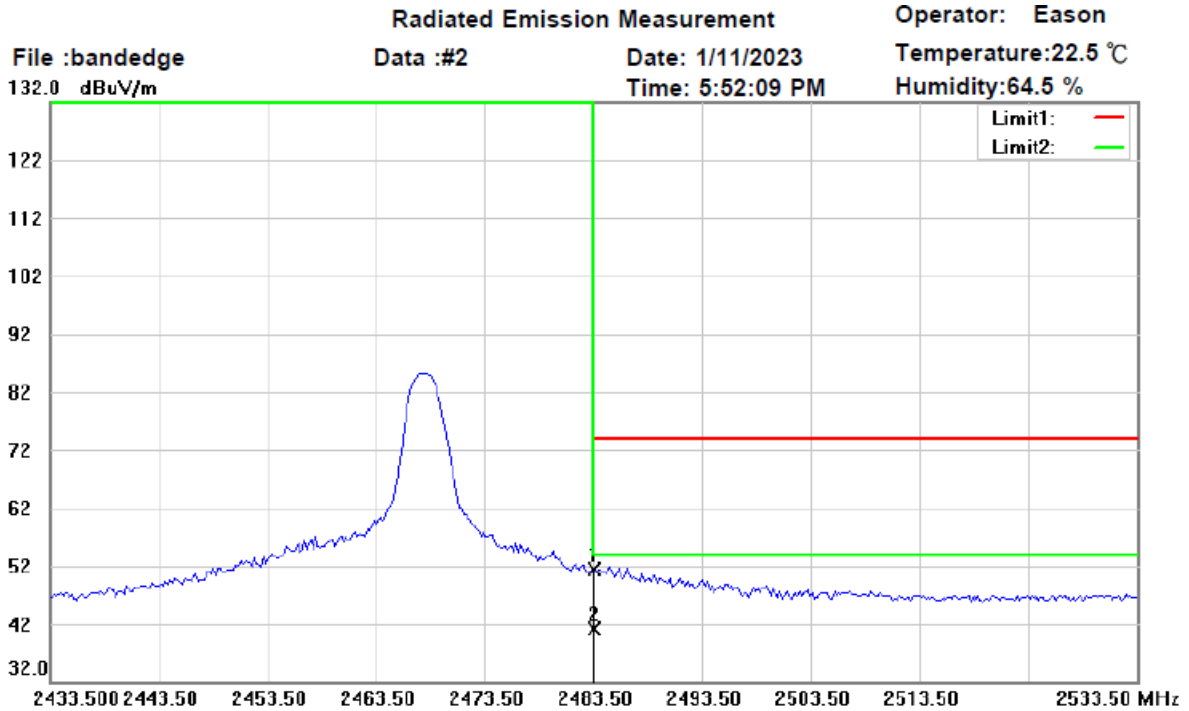
Distance: 3m

Mk.	Frequency (MHz)	Reading (dBuV)	Detector	Corr. factor (dB/m)	Result (dBuV/m)	Limit (dBuV/m)	Ant.Pos (cm)	Tab.Pos (deg.)	Margin (dB)	Comment
	2483.500	17.62	peak	37.83	55.45	74.00	150	200	-18.55	
*	2483.500	3.34	AVG	37.83	41.17	54.00	150	200	-12.83	



# Worldwide Testing Services(Taiwan) Co., Ltd.

Registration number: W6M22301-22415-C-1  
 FCC ID: UJ9DG011



Site : Chamber  
 Condition : FCC 15.249 PK (Bandedge)      Polarization: **Vertical**  
 EUT : W6M22301-22415      Power : 5 Vd.c.(USB)  
 M/N:  
 Test Mode : TX 2468MHz      Distance: 3m  
 Note :

Mk.	Frequency (MHz)	Reading (dBuV)	Detector	Corr. factor (dB/m)	Result (dBuV/m)	Limit (dBuV/m)	Ant.Pos (cm)	Tab.Pos (deg.)	Margin (dB)	Comment
	2483.500	13.55	peak	37.83	51.38	74.00	205	230	-22.62	
*	2483.500	3.28	AVG	37.83	41.11	54.00	205	230	-12.89	

Limit:

Frequency Range (MHz)	Limit (dBuV/m)	
	Peak	Average
902 – 928	114	94
2400 – 2483.5	74	54
5725 – 5875	74	54

Test equipment used: ETSTW-RE 004, ETSTW-RE 030, ETSTW-RE 062, ETSTW-RE 142, ETSTW-RE 177





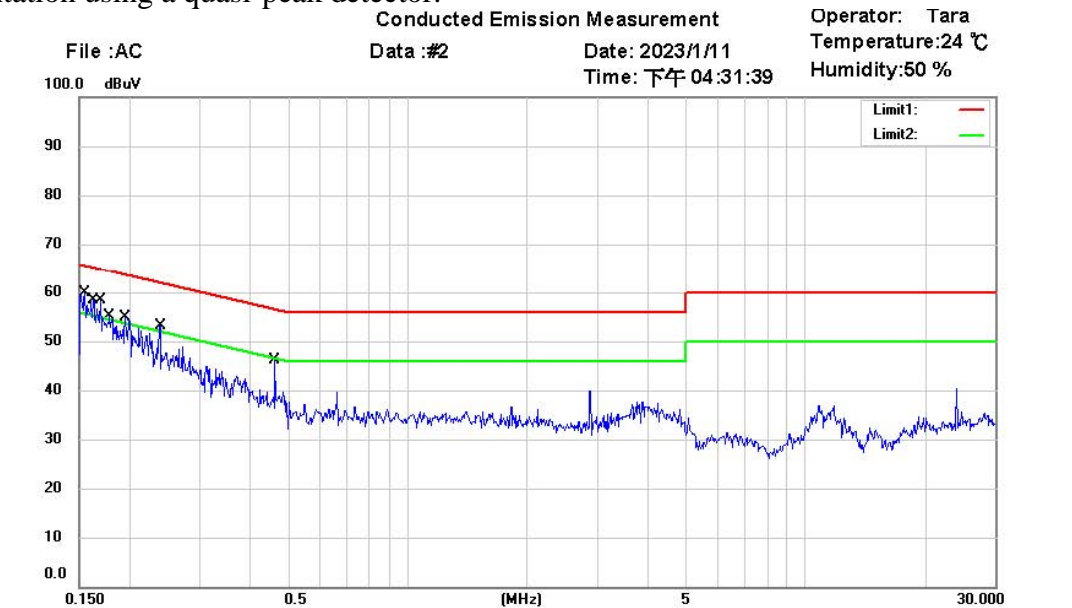
Registration number: W6M22301-22415-C-1

FCC ID: UJ9DG011

## 3.8 Power Line Conducted Emission

For an intentional radiator which is designed to be connected to the public utility (AC) power line, the radio frequency voltage that is conducted back onto the AC line on any frequency or frequencies within the band 150 kHz to 30 MHz shall not exceed the limits in the table bellows with this provision shall be based on the measurement of the radio frequency voltage between each power line and ground at the power terminals.

This measurement was transact first with instrumentation using an average and peak detector and a 10 kHz bandwidth. If the peak detector achieves a calculated level, the measurement is repeated by an instrumentation using a quasi-peak detector.



Site : Chamber\_03

Condition : FCC Part 15 Class B Conduction (QP)

Phase: N

EUT : W6M22301-22415

Power : 5 Vd.c.(USB)

M/N:

Test Mode :

Note :

Mk.	Frequency (MHz)	Reading (dBuV)	Detector	Corrected factor(dB)	Result (dBuV)	Limit (dBuV)	Margin (dB)	Comment
	0.1542	43.31	QP	9.59	52.90	65.77	-12.87	
	0.1542	25.67	AVG	9.59	35.26	55.77	-20.51	
*	0.1617	43.63	QP	9.59	53.22	65.38	-12.16	
	0.1617	27.59	AVG	9.59	37.18	55.38	-18.20	
	0.1690	40.71	QP	9.59	50.30	65.01	-14.71	
	0.1690	19.69	AVG	9.59	29.28	55.01	-25.73	
	0.1780	37.93	QP	9.59	47.52	64.58	-17.06	
	0.1780	14.12	AVG	9.59	23.71	54.58	-30.87	
	0.1948	31.26	QP	9.59	40.85	63.83	-22.98	
	0.1948	5.49	AVG	9.59	15.08	53.83	-38.75	
	0.2380	30.86	QP	9.60	40.46	62.17	-21.71	
	0.2380	7.32	AVG	9.60	16.92	52.17	-35.25	
	0.4632	23.31	QP	9.64	32.95	56.63	-23.68	
	0.4632	12.15	AVG	9.64	21.79	46.63	-24.84	



# Worldwide Testing Services(Taiwan) Co., Ltd.

Registration number: W6M22301-22415-C-1

FCC ID: UJ9DG011

Conducted Emission Measurement

Operator: Tara

Data :#1

Date: 2023/1/11

Temperature:24 °C

Time: 下午 04:28:31

Humidity:50 %



Site : Chamber\_03

Condition : FCC Part 15 Class B Conduction (QP)

Phase: L1

EUT : W6M22301-22415

Power : 5 Vd.c.(USB)

M/N:

Test Mode :

Note :

Mk.	Frequency (MHz)	Reading (dBuV)	Detector	Corrected factor(dB)	Result (dBuV)	Limit (dBuV)	Margin (dB)	Comment
	0.1556	42.31	QP	9.63	51.94	65.70	-13.76	
	0.1556	23.98	AVG	9.63	33.61	55.70	-22.09	
*	0.1690	42.05	QP	9.63	51.68	65.01	-13.33	
	0.1690	24.27	AVG	9.63	33.90	55.01	-21.11	
	0.1787	40.13	QP	9.63	49.76	64.55	-14.79	
	0.1787	20.68	AVG	9.63	30.31	54.55	-24.24	
	0.1883	35.65	QP	9.63	45.28	64.11	-18.83	
	0.1883	15.61	AVG	9.63	25.24	54.11	-28.87	
	0.2533	27.03	QP	9.64	36.67	61.65	-24.98	
	0.2533	5.25	AVG	9.64	14.89	51.65	-36.76	
	0.3010	26.25	QP	9.65	35.90	60.22	-24.32	
	0.3010	6.86	AVG	9.65	16.51	50.22	-33.71	
	0.3925	26.88	QP	9.67	36.55	58.01	-21.46	
	0.3925	10.49	AVG	9.67	20.16	48.01	-27.85	
	0.4088	25.80	QP	9.67	35.47	57.67	-22.20	
	0.4088	9.39	AVG	9.67	19.06	47.67	-28.61	



# Worldwide Testing Services(Taiwan) Co., Ltd.

Registration number: W6M22301-22415-C-1

FCC ID: UJ9DG011

Site : Chamber\_03

Condition : FCC Part 15 Class B Conduction (QP)

Phase: L1

EUT : W6M22301-22415

Power : 5 Vd.c.

M/N:

Test Mode :

Note :


Mk.	Frequency (MHz)	Reading (dBuV)	Detector	Corrected factor(dB)	Result (dBuV)	Limit (dBuV)	Margin (dB)	Comment
	0.4613	20.72	QP	9.67	30.39	56.67	-26.28	
	0.4613	7.15	AVG	9.67	16.82	46.67	-29.85	
	0.4788	24.12	QP	9.67	33.79	56.36	-22.57	
	0.4788	11.54	AVG	9.67	21.21	46.36	-25.15	

- Note:**
1. The formula of measured value as: Test Result = Reading + Correction Factor
  2. The Correction Factor = Cable Loss + LISN Insertion Loss
  3. Detector function in the form : PK = Peak, QP = Qusai Peak, AV = Average
  4. All not in the table noted test results are more than 20 dB below the relevant limits.
  5. Up Line: QP Limit Line, Down Line: Ave Limit Line.

**Limits:**

Frequency of Emission (MHz)	Conducted Limit (dBuV)	
	Quasi Peak	Average
0.15-0.5	66 to 56	56 to 46
0.5-5	56	46
5-30	60	50

Test equipment used: ETSTW-CE 001, ETSTW-CE 016, ETSTW-RE 045.



Registration number: W6M22301-22415-C-1  
FCC ID: UJ9DG011

## **Appendix**

### **Measurement diagrams**

Spurious Emissions radiated



Radiated Emission Measurement

Operator: Eason

File :1\_TX 2408MHz\_below

Data :#1

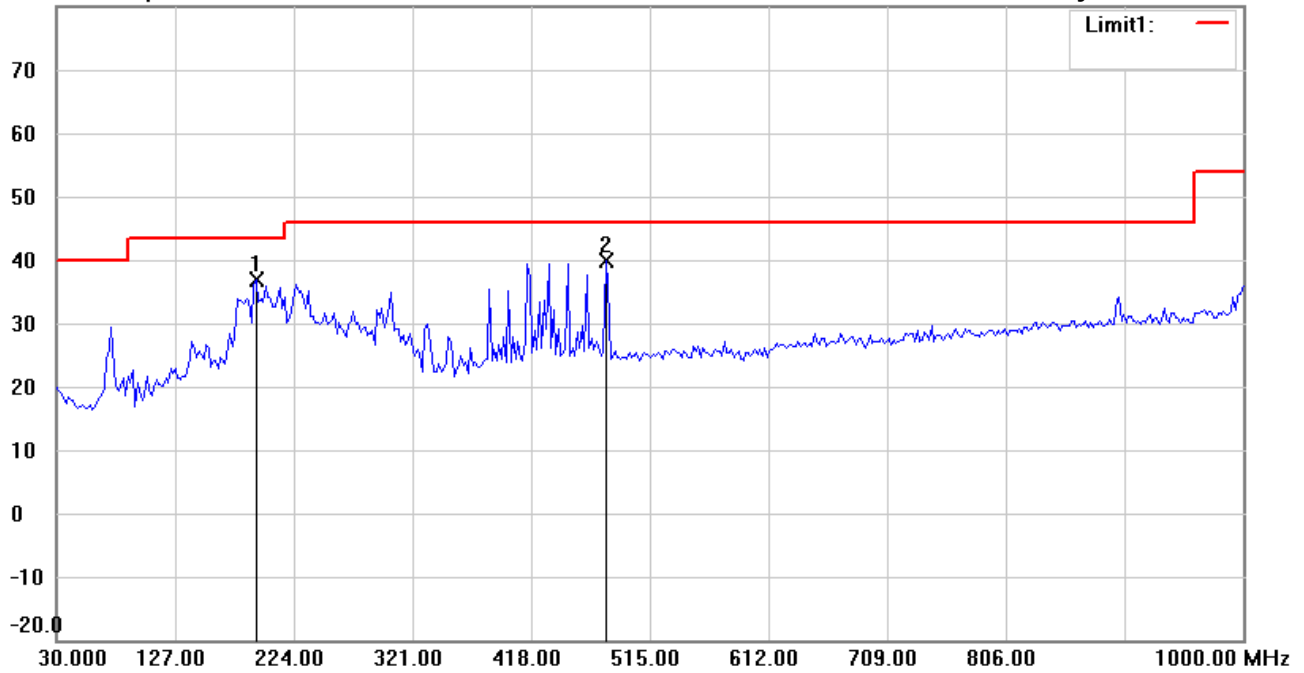
Date: 1/11/2023

Temperature:22.5 °C

80.0 dBuV/m

Time: 6:46:49 PM

Humidity:64.5 %



Site : Chamber

Condition : FCC\_part 15 RE-Class C\_30-1000MHz

Polarization: *Horizontal*

EUT : W6M22301-22415

Power : 5 Vd.c.(USB)

M/N:

Distance: 3m

Test Mode : TX 2408MHz

Note :

Mk.	Frequency (MHz)	Reading (dBuV)	Detector	Corr. factor (dB/m)	Result (dBuV/m)	Limit (dBuV/m)	Ant.Pos (cm)	Tab.Pos (deg.)	Margin (dB)	Comment
	193.2865	47.80	peak	-10.93	36.87	43.50	120	145	-6.63	
*	479.0381	42.79	peak	-3.02	39.77	46.00	115	320	-6.23	



Radiated Emission Measurement

Operator: Eason

File :1\_TX 2408MHz\_below

Data :#2

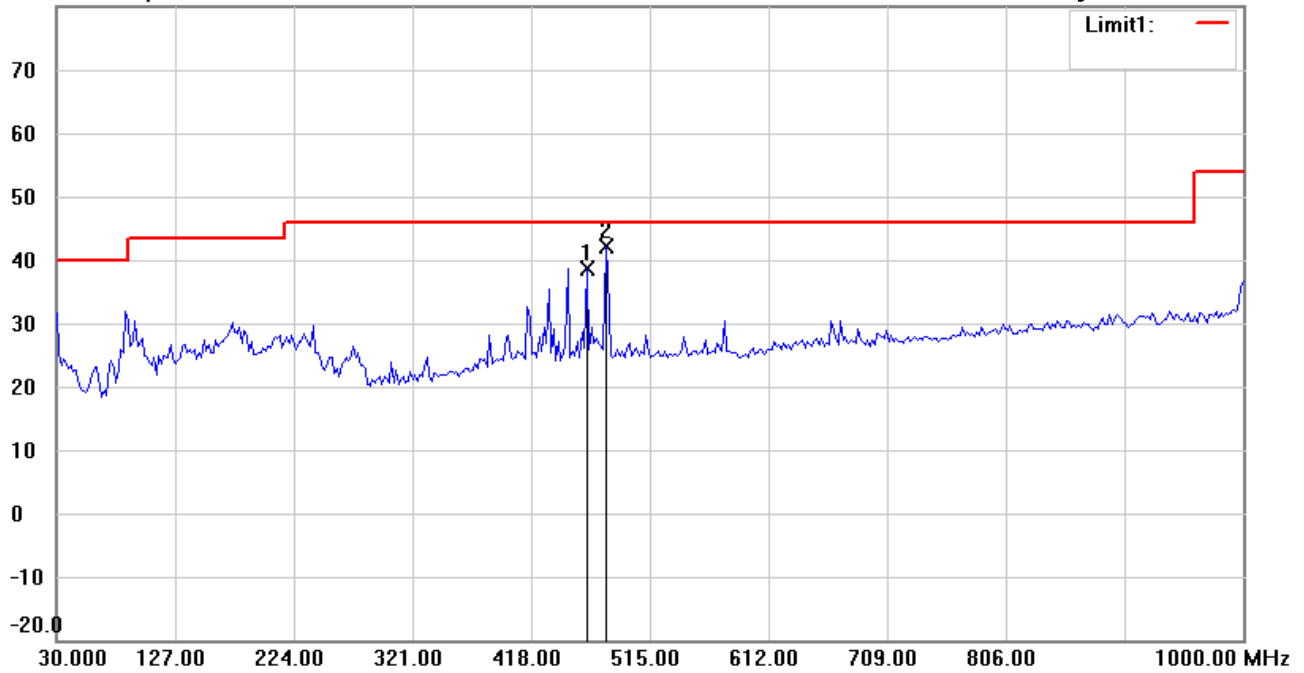
Date: 1/11/2023

Temperature:22.5 °C

80.0 dBuV/m

Time: 6:47:49 PM

Humidity:64.5 %



Site : Chamber

Condition : FCC\_part 15 RE-Class C\_30-1000MHz

Polarization: **Vertical**

EUT : W6M22301-22415

Power : 5 Vd.c.(USB)

M/N:

Distance: 3m

Test Mode : TX 2408MHz

Note :

Mk.	Frequency (MHz)	Reading (dBuV)	Detector	Corr. factor (dB/m)	Result (dBuV/m)	Limit (dBuV/m)	Ant.Pos (cm)	Tab.Pos (deg.)	Margin (dB)	Comment
	463.4870	41.69	peak	-3.02	38.67	46.00	110	85	-7.33	
*	479.0381	45.22	peak	-3.02	42.20	46.00	135	260	-3.80	



Address:6F.,No.58,Ln 188,Ruey Kuang Rd,Neihu,Taipei  
 Tel:+886-2-6606-8877  
 Fax:+886-2-6606-8875

Radiated Emission Measurement

Operator: Eason

File :3

Data :#1

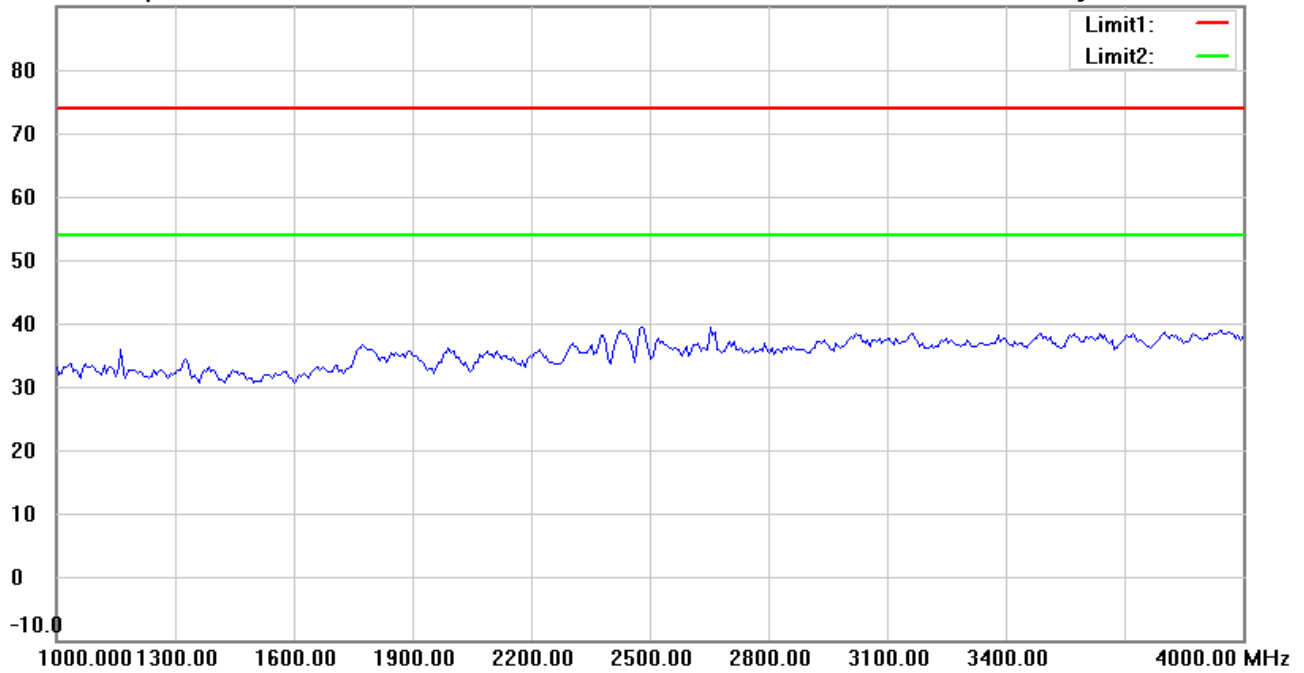
Date: 1/11/2023

Temperature:22.5 °C

90.0 dBuV/m

Time: 6:07:51 PM

Humidity:64.5 %



Site : Chamber

Condition : FCC\_part 15 RE-Class C\_Above 1GHz\_PK

Polarization: *Horizontal*

EUT : W6M22301-22415

Power : 5 Vd.c.(USB)

M/N:

Distance: 3m

Test Mode : TX 2408MHz

Note :

Mk.	Frequency (MHz)	Reading (dBuV)	Detector	Corr. factor (dB/m)	Result (dBuV/m)	Limit (dBuV/m)	Ant.Pos (cm)	Tab.Pos (deg.)	Margin (dB)	Comment
-----	-----------------	----------------	----------	---------------------	-----------------	----------------	--------------	----------------	-------------	---------

\*:Maximum data    x:Over limit    !:over margin



Address:6F.,No.58,Ln 188,Ruey Kuang Rd,Neihu,Taipei  
 Tel:+886-2-6606-8877  
 Fax:+886-2-6606-8875

Radiated Emission Measurement

Operator: Eason

File :3

Data :#6

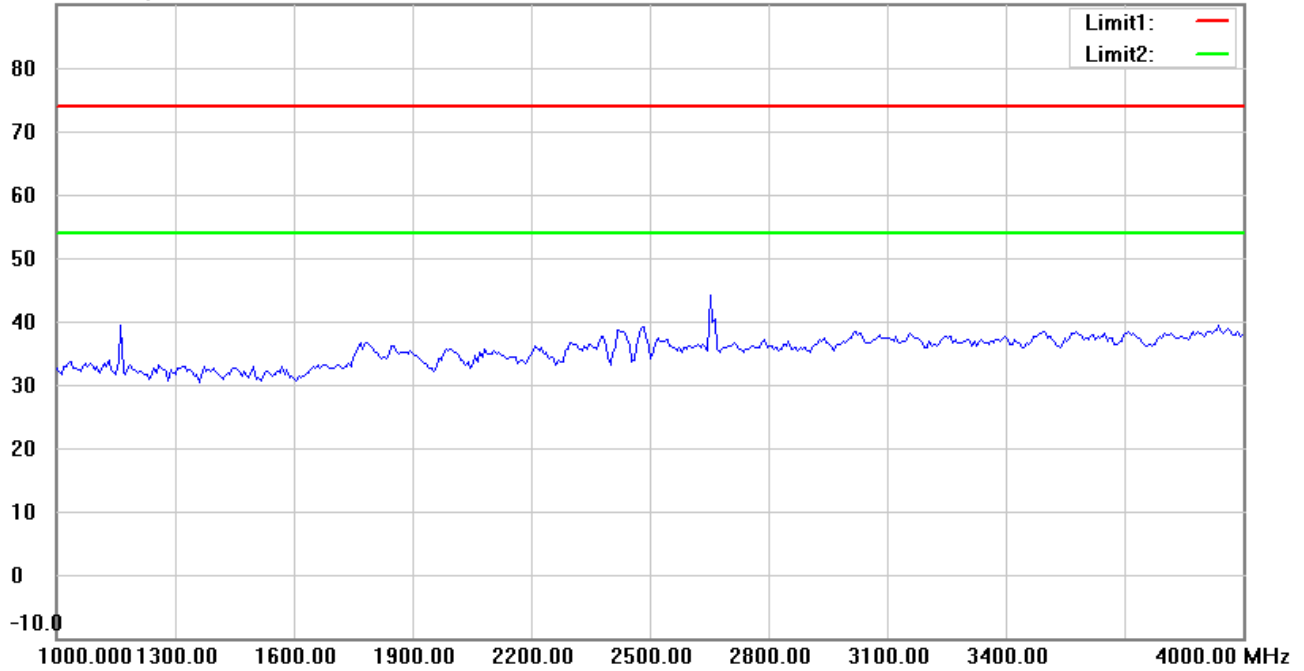
Date: 1/11/2023

Temperature:22.5 °C

90.0 dBuV/m

Time: 6:11:22 PM

Humidity:64.5 %



Site : Chamber

Condition : FCC\_part 15 RE-Class C\_Above 1GHz\_PK

EUT : W6M22301-22415

M/N:

Test Mode : TX 2408MHz

Note :

Polarization: *Vertical*

Power : 5 Vd.c.(USB)

Distance: 3m

Mk.	Frequency (MHz)	Reading (dBuV)	Detector	Corr. factor (dB/m)	Result (dBuV/m)	Limit (dBuV/m)	Ant.Pos (cm)	Tab.Pos (deg.)	Margin (dB)	Comment
-----	-----------------	----------------	----------	---------------------	-----------------	----------------	--------------	----------------	-------------	---------

\*:Maximum data    x:Over limit    !:over margin





Address:6F.,No.58,Ln 188,Ruey Kuang Rd,Neihu,Taipei  
 Tel:+886-2-6606-8877  
 Fax:+886-2-6606-8875

Radiated Emission Measurement

Operator: Eason

File :3

Data :#2

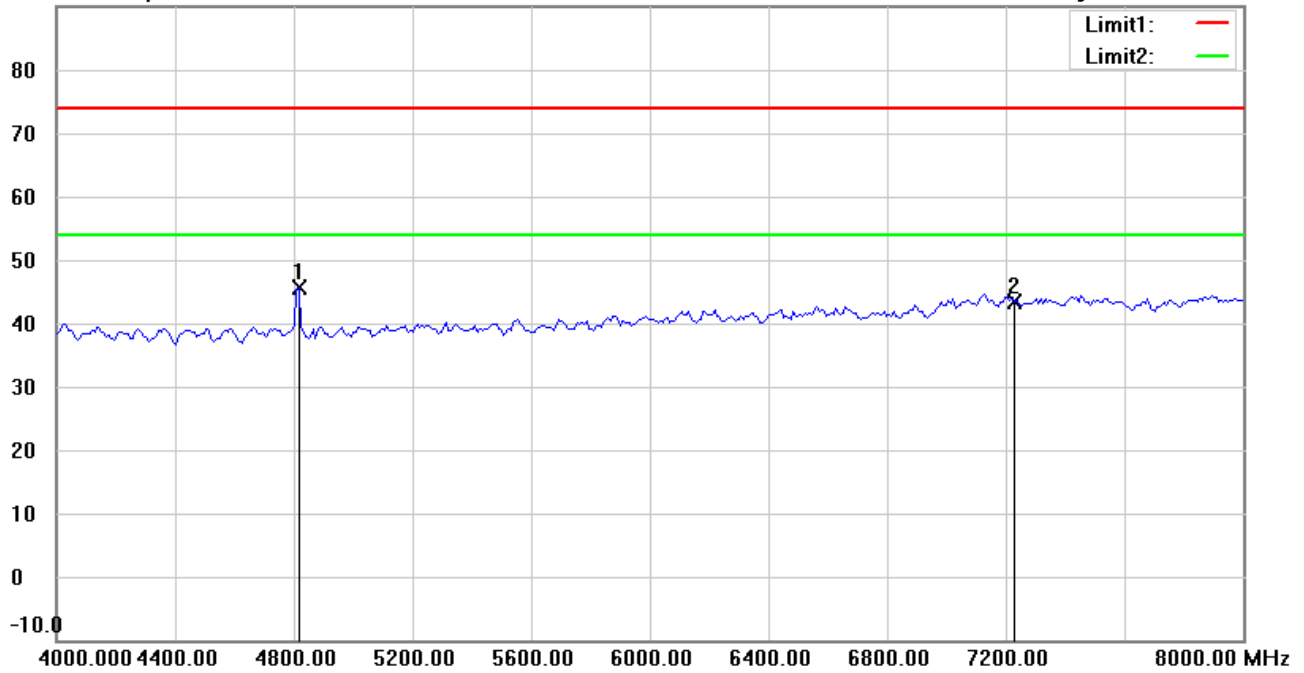
Date: 1/11/2023

Temperature:22.5 °C

90.0 dBuV/m

Time: 6:08:52 PM

Humidity:64.5 %



Site : Chamber

Condition : FCC\_part 15 RE-Class C\_Above 1GHz\_PK

Polarization: **Horizontal**

EUT : W6M22301-22415

Power : 5 Vd.c.(USB)

M/N:

Distance: 3m

Test Mode : TX 2408MHz

Note :

Mk.	Frequency (MHz)	Reading (dBuV)	Detector	Corr. factor (dB/m)	Result (dBuV/m)	Limit (dBuV/m)	Ant.Pos (cm)	Tab.Pos (deg.)	Margin (dB)	Comment
*	4817.635	47.31	peak	-1.72	45.59	74.00	150	340	-28.41	
	7224.000	40.10	peak	3.34	43.44	74.00	150	185	-30.56	

\*:Maximum data    x:Over limit    !:over margin



Address:6F.,No.58,Ln 188,Ruey Kuang Rd,Neihu,Taipei  
 Tel:+886-2-6606-8877  
 Fax:+886-2-6606-8875

Radiated Emission Measurement

Operator: Eason

File :3

Data :#7

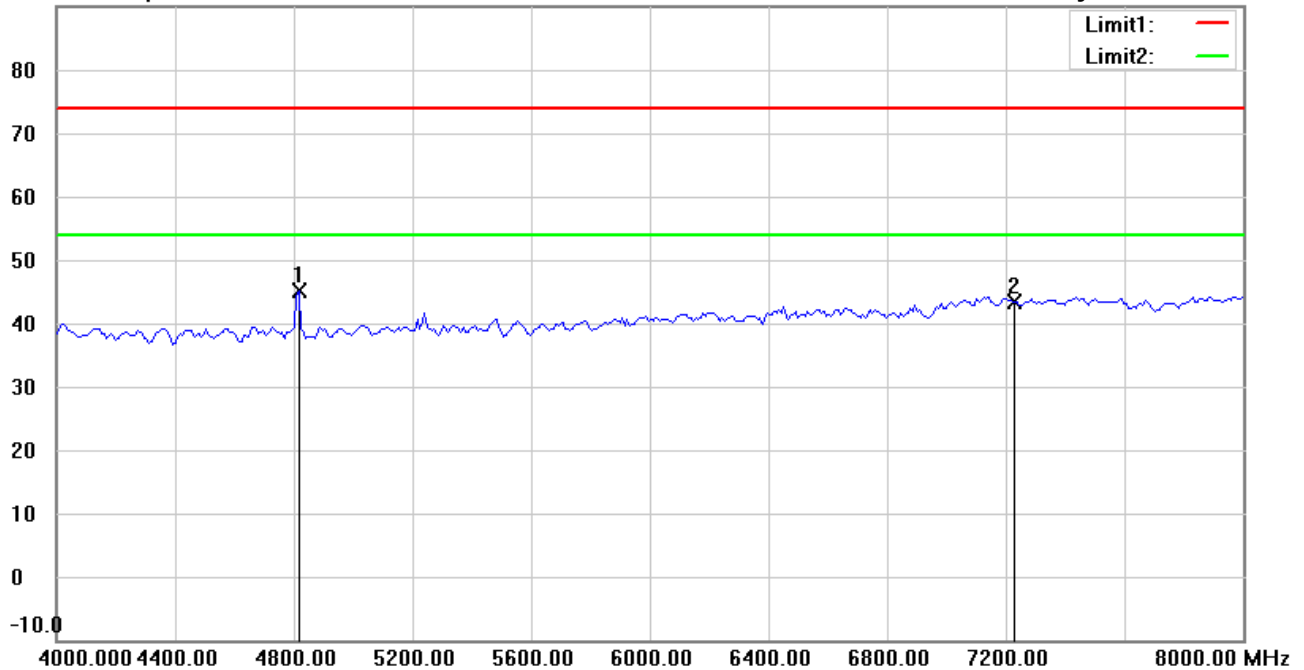
Date: 1/11/2023

Temperature:22.5 °C

90.0 dBuV/m

Time: 6:12:23 PM

Humidity:64.5 %



Site : Chamber

Condition : FCC\_part 15 RE-Class C\_Above 1GHz\_PK

EUT : W6M22301-22415

M/N:

Test Mode : TX 2408MHz

Note :

Polarization: **Vertical**

Power : 5 Vd.c.(USB)

Distance: 3m

Mk.	Frequency (MHz)	Reading (dBuV)	Detector	Corr. factor (dB/m)	Result (dBuV/m)	Limit (dBuV/m)	Ant.Pos (cm)	Tab.Pos (deg.)	Margin (dB)	Comment
*	4817.635	46.74	peak	-1.72	45.02	74.00	150	140	-28.98	
	7224.000	40.01	peak	3.34	43.35	74.00	150	275	-30.65	

\*:Maximum data x:Over limit !:over margin



Address:6F.,No.58,Ln 188,Ruey Kuang Rd,Neihu,Taipei  
 Tel:+886-2-6606-8877  
 Fax:+886-2-6606-8875

Radiated Emission Measurement

Operator: Eason

File :3

Data :#3

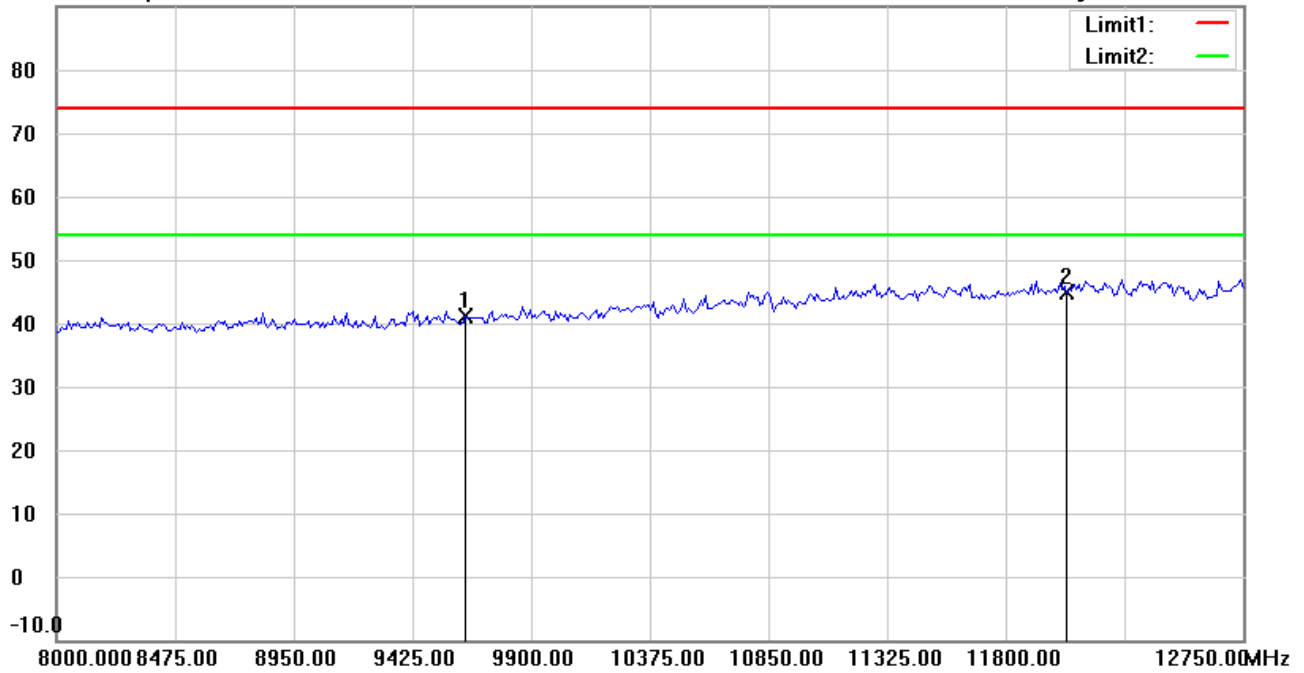
Date: 1/11/2023

Temperature:22.5 °C

90.0 dBuV/m

Time: 6:09:58 PM

Humidity:64.5 %



Site : Chamber

Condition : FCC\_part 15 RE-Class C\_Above 1GHz\_PK

Polarization: *Horizontal*

EUT : W6M22301-22415

Power : 5 Vd.c.(USB)

M/N:

Distance: 3m

Test Mode : TX 2408MHz

Note :

Mk.	Frequency (MHz)	Reading (dBuV)	Detector	Corr. factor (dB/m)	Result (dBuV/m)	Limit (dBuV/m)	Ant.Pos (cm)	Tab.Pos (deg.)	Margin (dB)	Comment
	9632.000	34.49	peak	6.72	41.21	74.00	150	96	-32.79	
*	12040.000	32.94	peak	12.02	44.96	74.00	150	225	-29.04	

\*:Maximum data    x:Over limit    !:over margin



Address:6F.,No.58,Ln 188,Ruey Kuang Rd,Neihu,Taipei  
 Tel:+886-2-6606-8877  
 Fax:+886-2-6606-8875

**Radiated Emission Measurement**

Operator: Eason

File :3

Data :#8

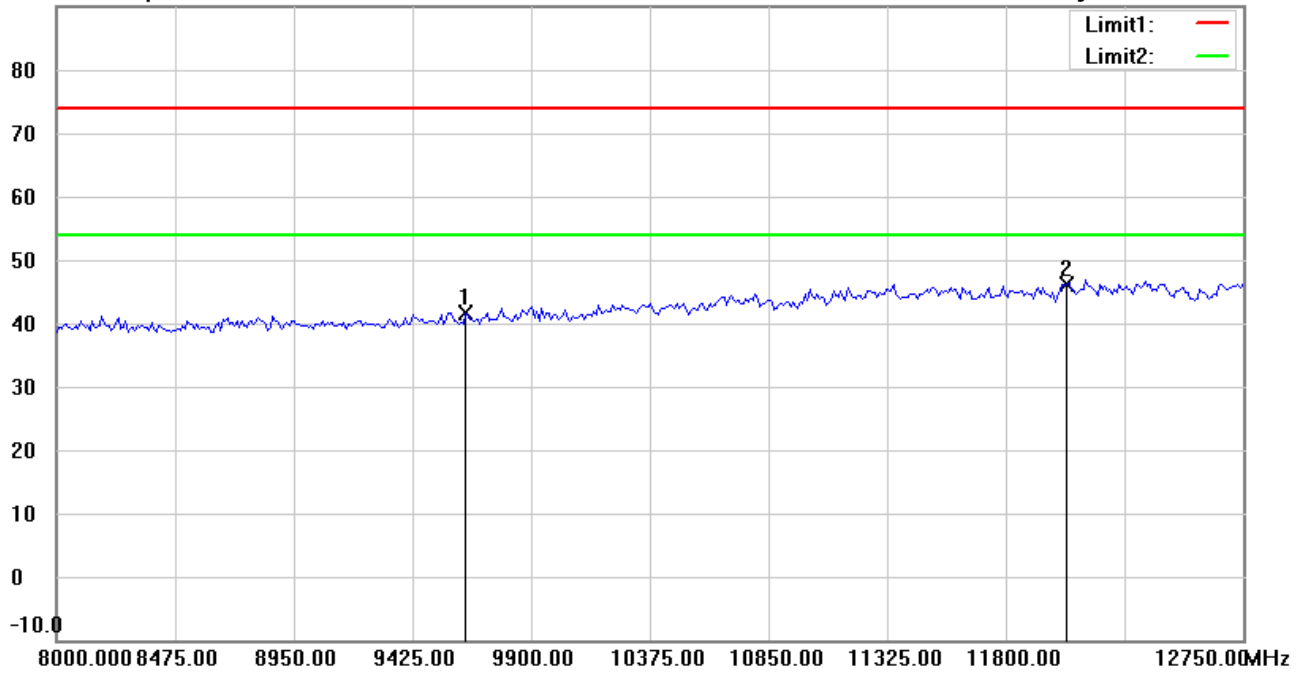
Date: 1/11/2023

Temperature:22.5 °C

90.0 dBuV/m

Time: 6:13:23 PM

Humidity:64.5 %



Site : Chamber

Condition : FCC\_part 15 RE-Class C\_Above 1GHz\_PK

Polarization: **Vertical**

EUT : W6M22301-22415

Power : 5 Vd.c.(USB)

M/N:

Distance: 3m

Test Mode : TX 2408MHz

Note :

Mk.	Frequency (MHz)	Reading (dBuV)	Detector	Corr. factor (dB/m)	Result (dBuV/m)	Limit (dBuV/m)	Ant.Pos (cm)	Tab.Pos (deg.)	Margin (dB)	Comment
	9632.000	34.85	peak	6.72	41.57	74.00	150	71	-32.43	
*	12040.000	34.17	peak	12.02	46.19	74.00	150	314	-27.81	

\*:Maximum data    x:Over limit    !:over margin



Address:6F.,No.58,Ln 188,Ruey Kuang Rd,Neihu,Taipei  
 Tel:+886-2-6606-8877  
 Fax:+886-2-6606-8875

Radiated Emission Measurement

Operator: Eason

File :3

Data :#4

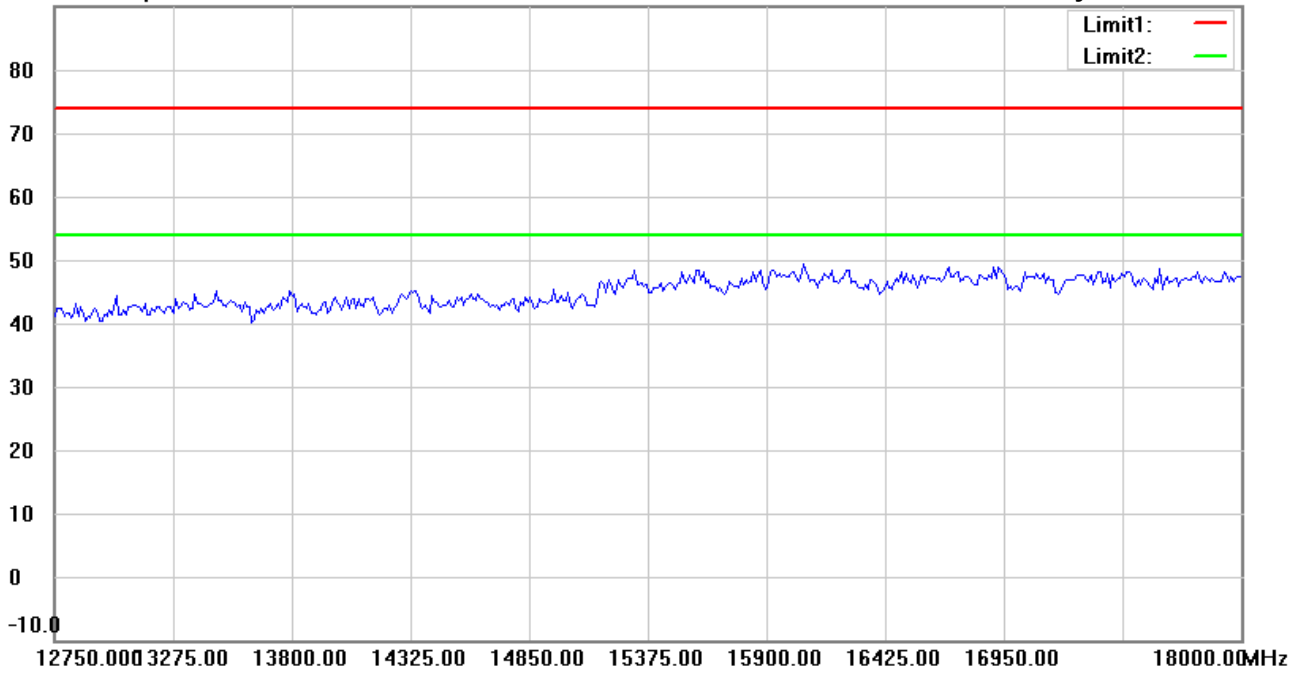
Date: 1/11/2023

Temperature:22.5 °C

90.0 dBuV/m

Time: 6:10:12 PM

Humidity:64.5 %



Site : Chamber

Condition : FCC\_part 15 RE-Class C\_Above 1GHz\_PK

Polarization: *Horizontal*

EUT : W6M22301-22415

Power : 5 Vd.c.(USB)

M/N:

Distance: 3m

Test Mode : TX 2408MHz

Note :

Mk.	Frequency (MHz)	Reading (dBuV)	Detector	Corr. factor (dB/m)	Result (dBuV/m)	Limit (dBuV/m)	Ant.Pos (cm)	Tab.Pos (deg.)	Margin (dB)	Comment
-----	-----------------	----------------	----------	---------------------	-----------------	----------------	--------------	----------------	-------------	---------

\*:Maximum data    x:Over limit    !:over margin



Address:6F.,No.58,Ln 188,Ruey Kuang Rd,Neihu,Taipei  
 Tel:+886-2-6606-8877  
 Fax:+886-2-6606-8875

**Radiated Emission Measurement**

Operator: Eason

File :3

Data :#9

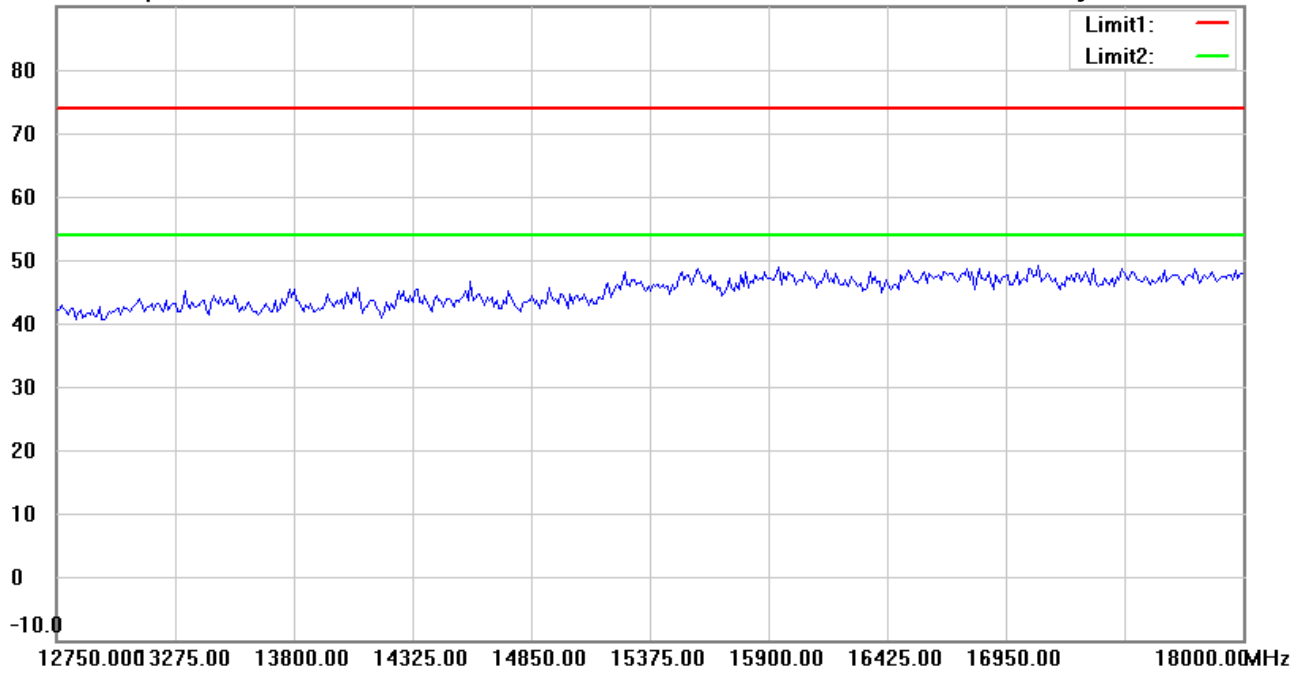
Date: 1/11/2023

Temperature:22.5 °C

90.0 dBuV/m

Time: 6:13:37 PM

Humidity:64.5 %



Site : Chamber

Condition : FCC\_part 15 RE-Class C\_Above 1GHz\_PK

Polarization: **Vertical**

EUT : W6M22301-22415

Power : 5 Vd.c.(USB)

M/N:

Distance: 3m

Test Mode : TX 2408MHz

Note :

Mk.	Frequency (MHz)	Reading (dBuV)	Detector	Corr. factor (dB/m)	Result (dBuV/m)	Limit (dBuV/m)	Ant.Pos (cm)	Tab.Pos (deg.)	Margin (dB)	Comment
-----	-----------------	----------------	----------	---------------------	-----------------	----------------	--------------	----------------	-------------	---------

\*:Maximum data    x:Over limit    !:over margin



Address:6F.,No.58,Ln 188,Ruey Kuang Rd,Neihu,Taipei  
 Tel:+886-2-6606-8877  
 Fax:+886-2-6606-8875

**Radiated Emission Measurement**

Operator: Eason

File :3

Data :#5

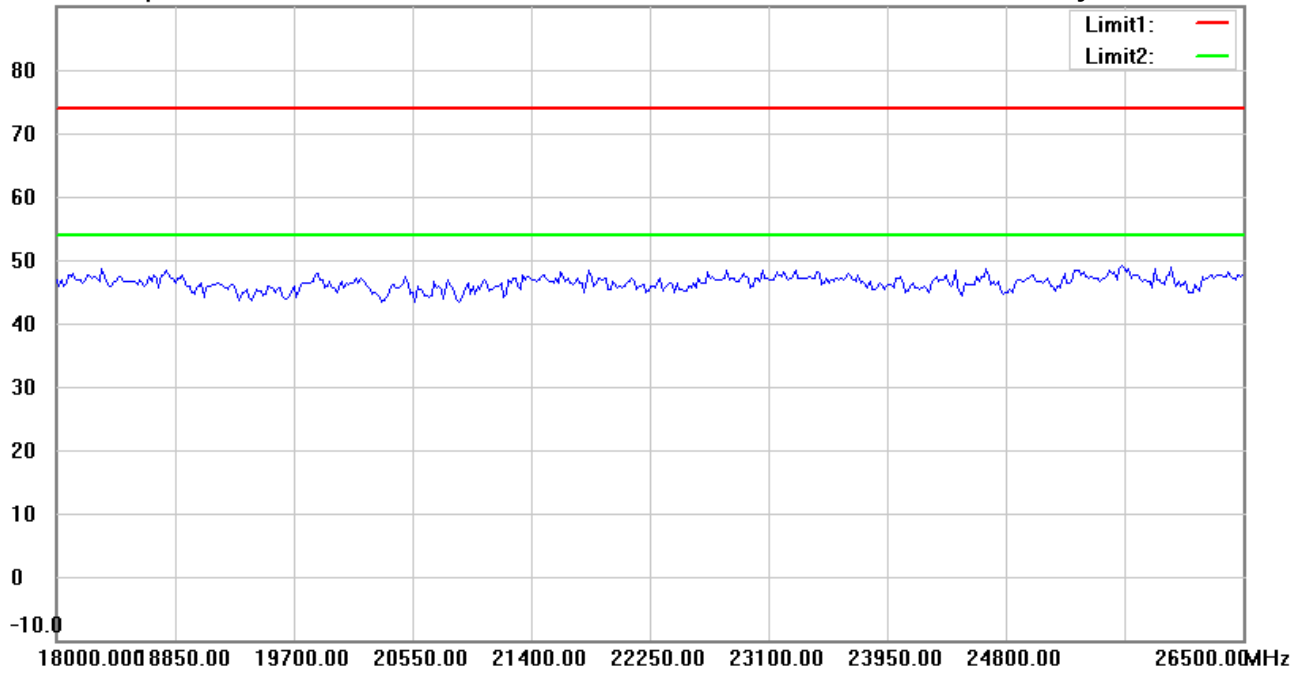
Date: 1/11/2023

Temperature:22.5 °C

90.0 dBuV/m

Time: 6:10:22 PM

Humidity:64.5 %



Site : Chamber

Condition : FCC\_part 15 RE-Class C\_Above 1GHz\_PK

Polarization: *Horizontal*

EUT : W6M22301-22415

Power : 5 Vd.c.(USB)

M/N:

Distance: 3m

Test Mode : TX 2408MHz

Note :

Mk.	Frequency (MHz)	Reading (dBuV)	Detector	Corr. factor (dB/m)	Result (dBuV/m)	Limit (dBuV/m)	Ant.Pos (cm)	Tab.Pos (deg.)	Margin (dB)	Comment
-----	-----------------	----------------	----------	---------------------	-----------------	----------------	--------------	----------------	-------------	---------

\*:Maximum data    x:Over limit    !:over margin



Address:6F.,No.58,Ln 188,Ruey Kuang Rd,Neihu,Taipei  
 Tel:+886-2-6606-8877  
 Fax:+886-2-6606-8875

**Radiated Emission Measurement**

Operator: Eason

File :3

Data :#10

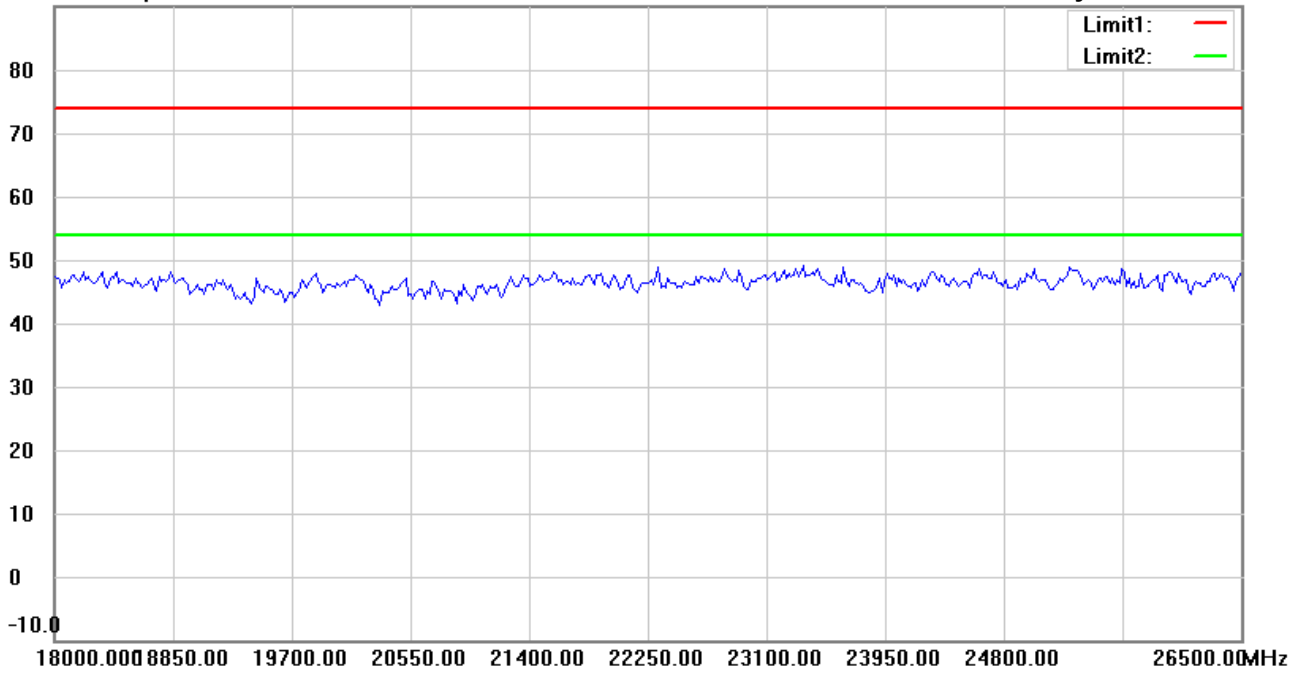
Date: 1/11/2023

Temperature:22.5 °C

90.0 dBuV/m

Time: 6:13:47 PM

Humidity:64.5 %



Site : Chamber

Condition : FCC\_part 15 RE-Class C\_Above 1GHz\_PK

EUT : W6M22301-22415

M/N:

Test Mode : TX 2408MHz

Note :

Polarization: **Vertical**

Power : 5 Vd.c.(USB)

Distance: 3m

Mk.	Frequency (MHz)	Reading (dBuV)	Detector	Corr. factor (dB/m)	Result (dBuV/m)	Limit (dBuV/m)	Ant.Pos (cm)	Tab.Pos (deg.)	Margin (dB)	Comment
-----	-----------------	----------------	----------	---------------------	-----------------	----------------	--------------	----------------	-------------	---------

\*:Maximum data    x:Over limit    !:over margin





Address:6F.,No.58,Ln 188,Ruey Kuang Rd,Neihu,Taipei  
 Tel:+886-2-6606-8877  
 Fax:+886-2-6606-8875

**Radiated Emission Measurement**

Operator: Eason

File :3

Data :#1

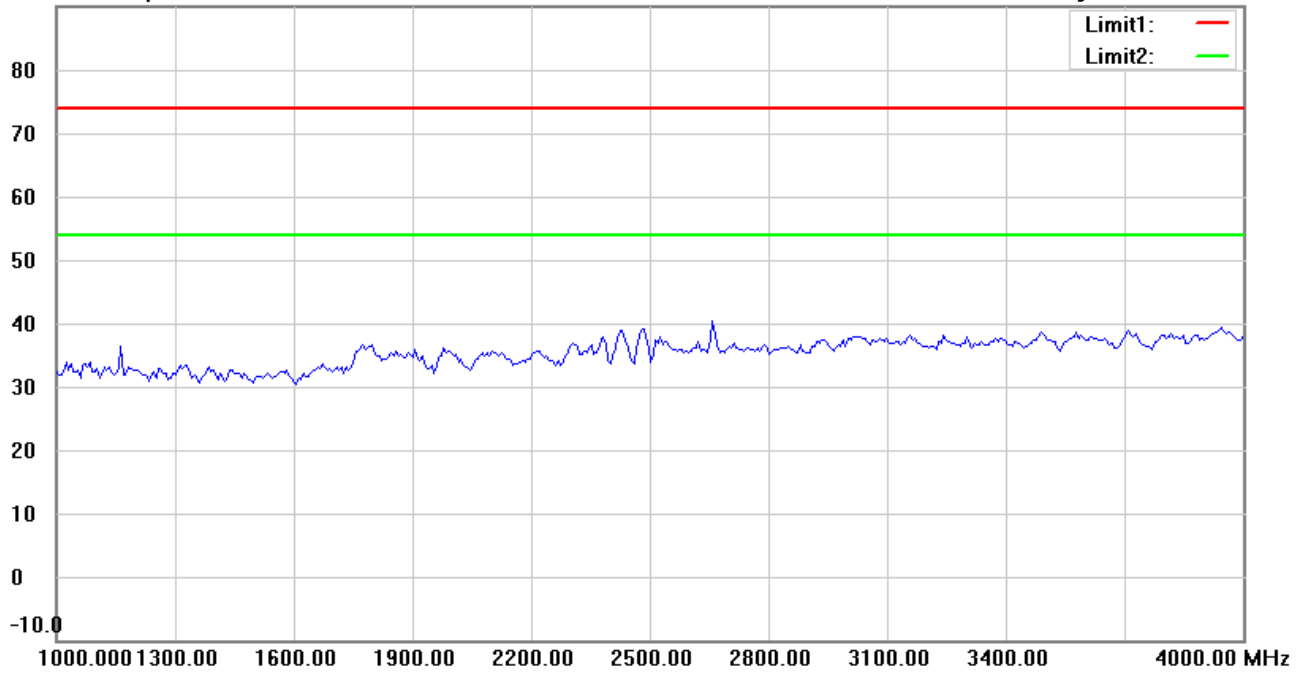
Date: 1/11/2023

Temperature:22.5 °C

90.0 dBuV/m

Time: 6:18:53 PM

Humidity:64.5 %



Site : Chamber

Condition : FCC\_part 15 RE-Class C\_Above 1GHz\_PK

EUT : W6M22301-22415

M/N:

Test Mode : TX 2437MHz

Note :

Polarization: *Horizontal*

Power : 5 Vd.c.(USB)

Distance: 3m

Mk.	Frequency (MHz)	Reading (dBuV)	Detector	Corr. factor (dB/m)	Result (dBuV/m)	Limit (dBuV/m)	Ant.Pos (cm)	Tab.Pos (deg.)	Margin (dB)	Comment
-----	-----------------	----------------	----------	---------------------	-----------------	----------------	--------------	----------------	-------------	---------

\*:Maximum data    x:Over limit    !:over margin



Address:6F.,No.58,Ln 188,Ruey Kuang Rd,Neihu,Taipei  
 Tel:+886-2-6606-8877  
 Fax:+886-2-6606-8875

**Radiated Emission Measurement**

Operator: Eason

File :3

Data :#6

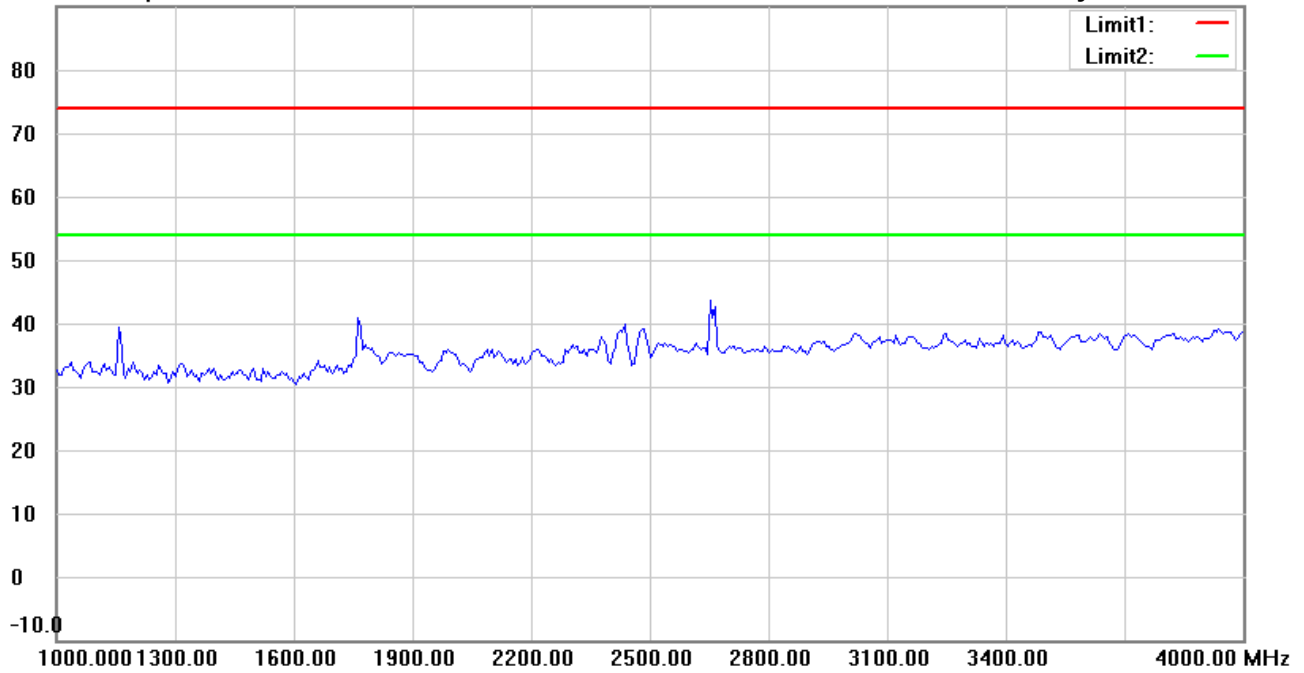
Date: 1/11/2023

Temperature:22.5 °C

90.0 dBuV/m

Time: 6:22:24 PM

Humidity:64.5 %



Site : Chamber

Condition : FCC\_part 15 RE-Class C\_Above 1GHz\_PK

EUT : W6M22301-22415

M/N:

Test Mode : TX 2437MHz

Note :

Polarization: **Vertical**

Power : 5 Vd.c.(USB)

Distance: 3m

Mk.	Frequency (MHz)	Reading (dBuV)	Detector	Corr. factor (dB/m)	Result (dBuV/m)	Limit (dBuV/m)	Ant.Pos (cm)	Tab.Pos (deg.)	Margin (dB)	Comment
-----	-----------------	----------------	----------	---------------------	-----------------	----------------	--------------	----------------	-------------	---------

\*:Maximum data    x:Over limit    !:over margin



Address:6F.,No.58,Ln 188,Ruey Kuang Rd,Neihu,Taipei  
 Tel:+886-2-6606-8877  
 Fax:+886-2-6606-8875

Radiated Emission Measurement

Operator: Eason

File :3

Data :#2

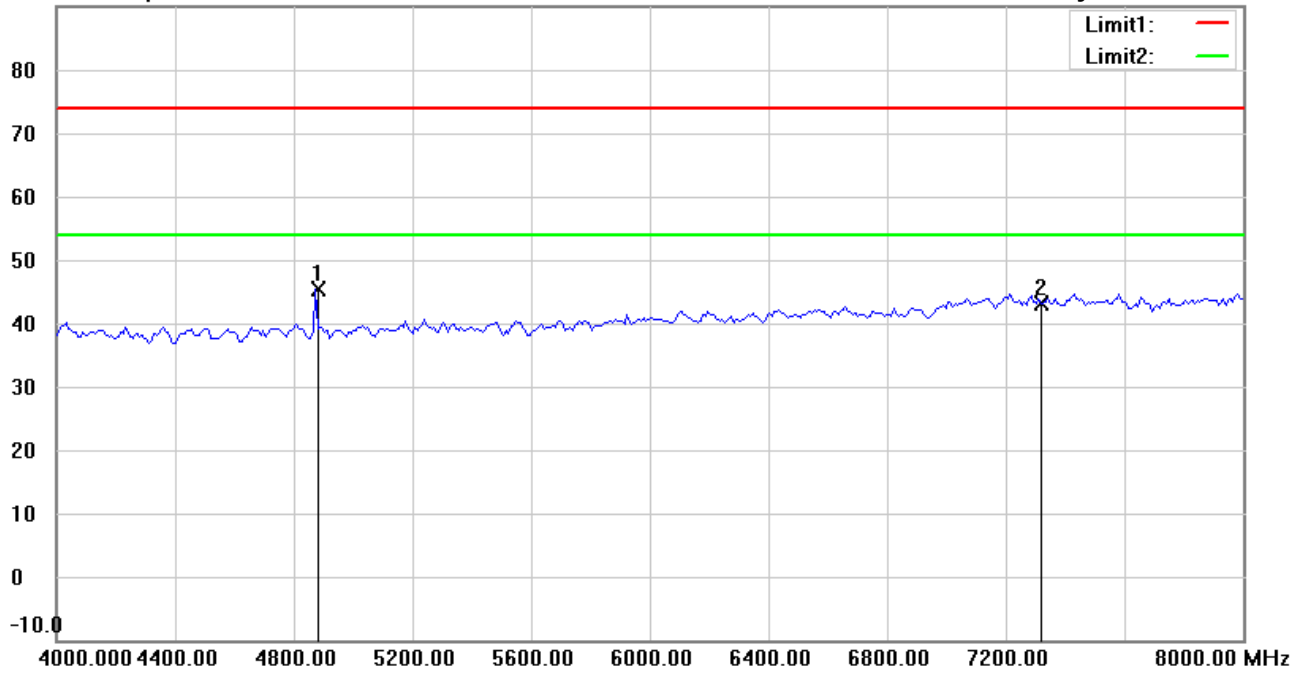
Date: 1/11/2023

Temperature:22.5 °C

90.0 dBuV/m

Time: 6:19:53 PM

Humidity:64.5 %



Site : Chamber

Condition : FCC\_part 15 RE-Class C\_Above 1GHz\_PK

EUT : W6M22301-22415

M/N:

Test Mode : TX 2437MHz

Note :

Polarization: *Horizontal*

Power : 5 Vd.c.(USB)

Distance: 3m

Mk.	Frequency (MHz)	Reading (dBuV)	Detector	Corr. factor (dB/m)	Result (dBuV/m)	Limit (dBuV/m)	Ant.Pos (cm)	Tab.Pos (deg.)	Margin (dB)	Comment
*	4873.748	47.01	peak	-1.61	45.40	74.00	150	250	-28.60	
	7311.000	39.65	peak	3.48	43.13	74.00	150	90	-30.87	

\*:Maximum data    x:Over limit    !:over margin



Radiated Emission Measurement

Operator: Eason

File :3

Data :#7

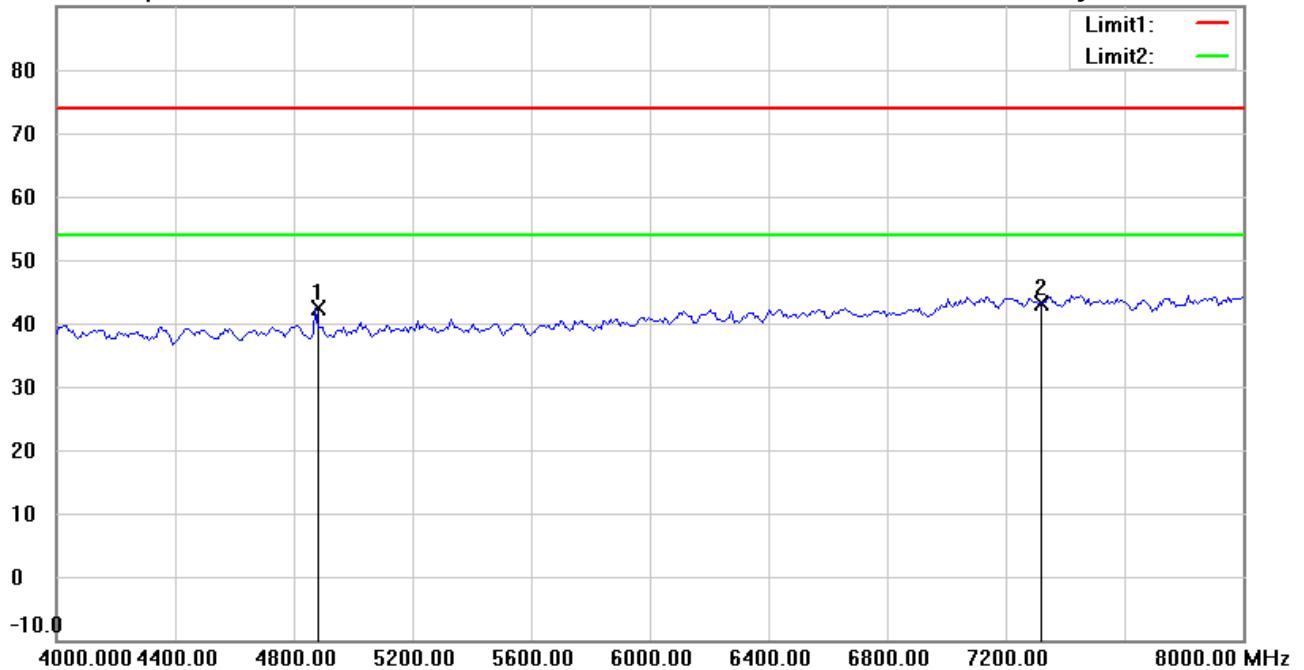
Date: 1/11/2023

Temperature:22.5 °C

90.0 dBuV/m

Time: 6:23:25 PM

Humidity:64.5 %



Site : Chamber

Condition : FCC\_part 15 RE-Class C\_Above 1GHz\_PK

EUT : W6M22301-22415

M/N:

Test Mode : TX 2437MHz

Note :

Polarization: **Vertical**

Power : 5 Vd.c.(USB)

Distance: 3m

Mk.	Frequency (MHz)	Reading (dBuV)	Detector	Corr. factor (dB/m)	Result (dBuV/m)	Limit (dBuV/m)	Ant.Pos (cm)	Tab.Pos (deg.)	Margin (dB)	Comment
	4873.748	43.93	peak	-1.61	42.32	74.00	150	292	-31.68	
*	7311.000	39.54	peak	3.48	43.02	74.00	150	183	-30.98	



Address:6F.,No.58,Ln 188,Ruey Kuang Rd,Neihu,Taipei  
 Tel:+886-2-6606-8877  
 Fax:+886-2-6606-8875

Radiated Emission Measurement

Operator: Eason

File :3

Data :#3

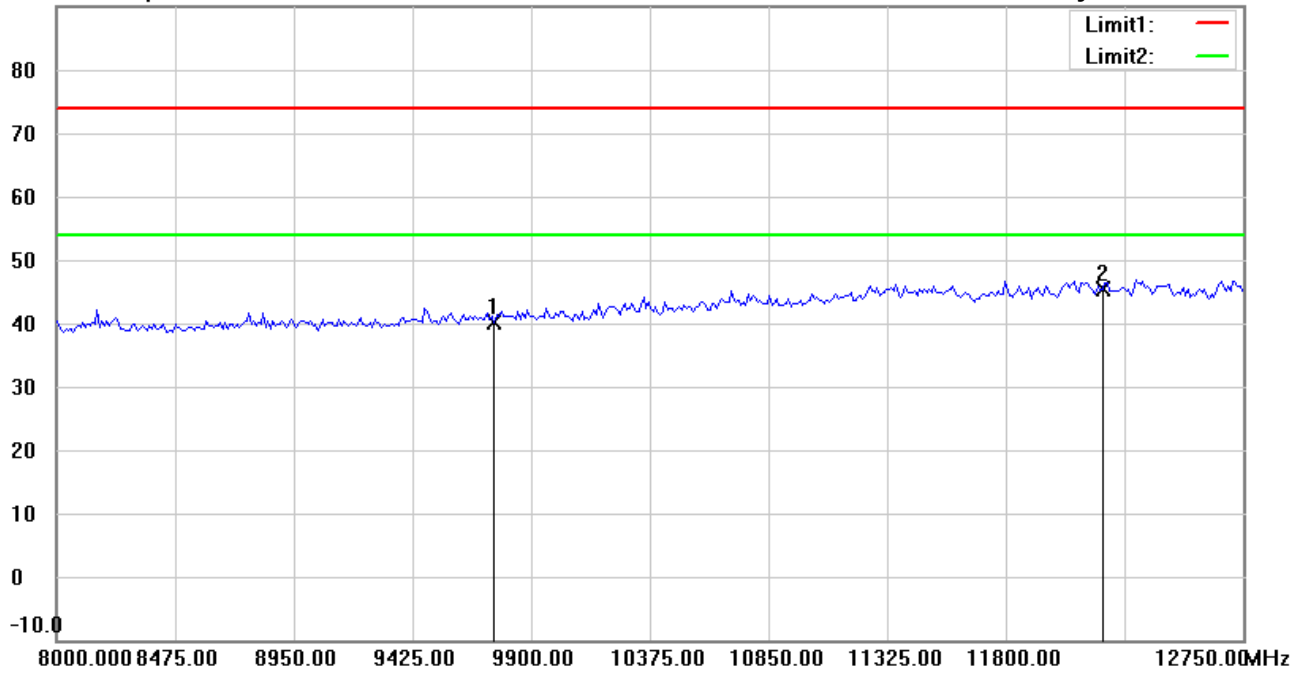
Date: 1/11/2023

Temperature:22.5 °C

90.0 dBuV/m

Time: 6:21:00 PM

Humidity:64.5 %



Site : Chamber

Condition : FCC\_part 15 RE-Class C\_Above 1GHz\_PK

Polarization: **Horizontal**

EUT : W6M22301-22415

Power : 5 Vd.c.(USB)

M/N:

Distance: 3m

Test Mode : TX 2437MHz

Note :

Mk.	Frequency (MHz)	Reading (dBuV)	Detector	Corr. factor (dB/m)	Result (dBuV/m)	Limit (dBuV/m)	Ant.Pos (cm)	Tab.Pos (deg.)	Margin (dB)	Comment
	9748.000	33.30	peak	6.82	40.12	74.00	150	52	-33.88	
*	12185.000	32.52	peak	12.97	45.49	74.00	150	30	-28.51	

\*:Maximum data    x:Over limit    !:over margin



Address:6F.,No.58,Ln 188,Ruey Kuang Rd,Neihu,Taipei  
 Tel:+886-2-6606-8877  
 Fax:+886-2-6606-8875

Radiated Emission Measurement

Operator: Eason

File :3

Data :#8

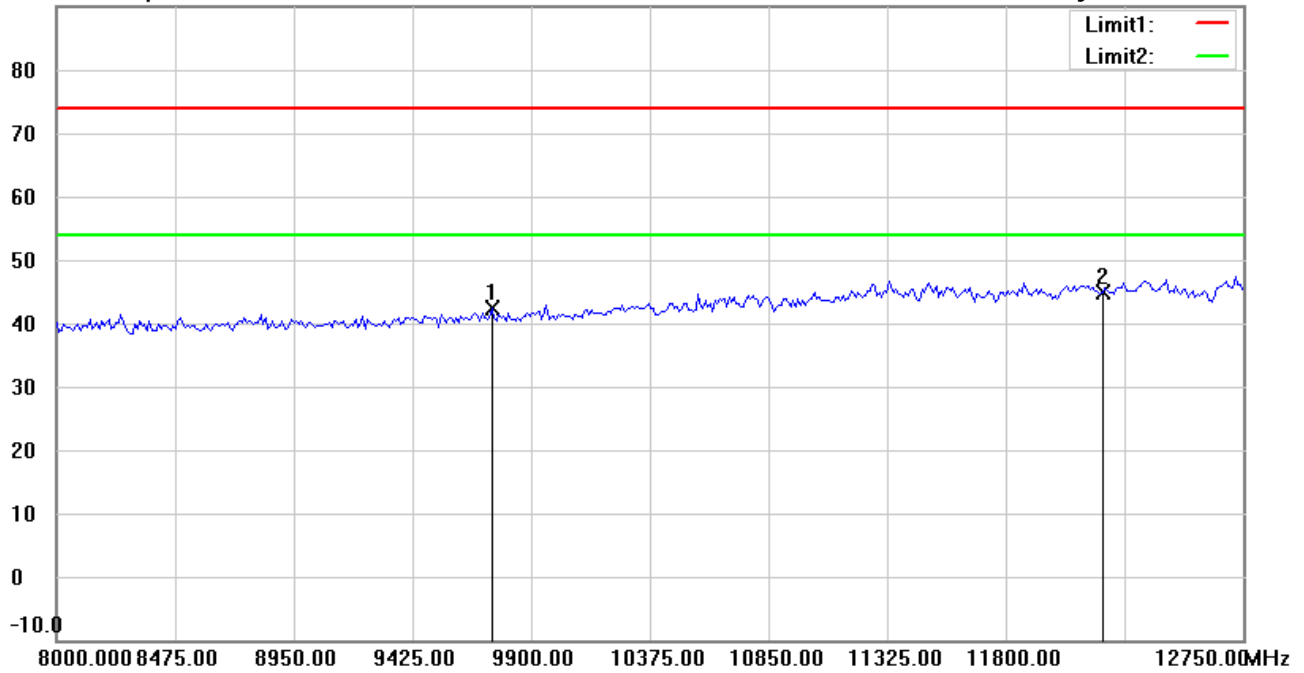
Date: 1/11/2023

Temperature:22.5 °C

90.0 dBuV/m

Time: 6:24:25 PM

Humidity:64.5 %



Site : Chamber

Condition : FCC\_part 15 RE-Class C\_Above 1GHz\_PK

Polarization: **Vertical**

EUT : W6M22301-22415

Power : 5 Vd.c.(USB)

M/N:

Distance: 3m

Test Mode : TX 2437MHz

Note :

Mk.	Frequency (MHz)	Reading (dBuV)	Detector	Corr. factor (dB/m)	Result (dBuV/m)	Limit (dBuV/m)	Ant.Pos (cm)	Tab.Pos (deg.)	Margin (dB)	Comment
	9741.984	35.48	peak	6.81	42.29	74.00	150	79	-31.71	
*	12185.000	32.02	peak	12.97	44.99	74.00	150	110	-29.01	

\*:Maximum data x:Over limit !:over margin



Address:6F.,No.58,Ln 188,Ruey Kuang Rd,Neihu,Taipei  
 Tel:+886-2-6606-8877  
 Fax:+886-2-6606-8875

Radiated Emission Measurement

Operator: Eason

File :3

Data :#4

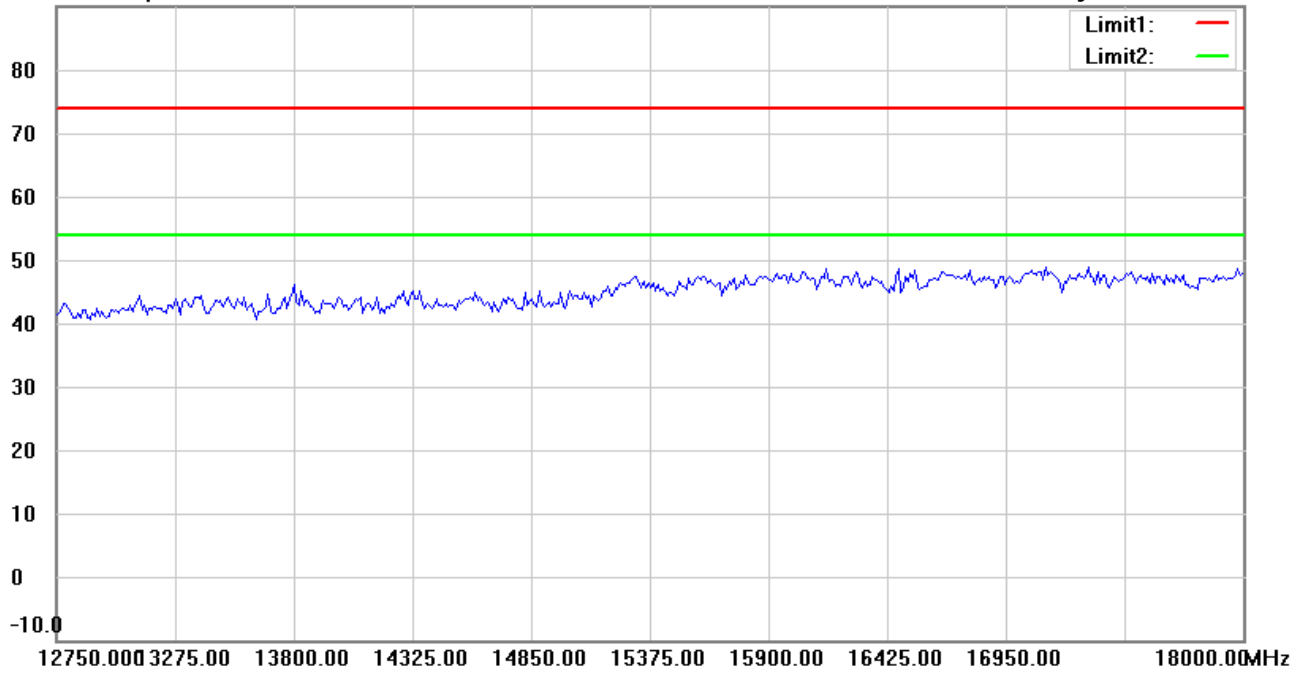
Date: 1/11/2023

Temperature:22.5 °C

90.0 dBuV/m

Time: 6:21:14 PM

Humidity:64.5 %



Site : Chamber

Condition : FCC\_part 15 RE-Class C\_Above 1GHz\_PK

Polarization: *Horizontal*

EUT : W6M22301-22415

Power : 5 Vd.c.(USB)

M/N:

Distance: 3m

Test Mode : TX 2437MHz

Note :

Mk.	Frequency (MHz)	Reading (dBuV)	Detector	Corr. factor (dB/m)	Result (dBuV/m)	Limit (dBuV/m)	Ant.Pos (cm)	Tab.Pos (deg.)	Margin (dB)	Comment
-----	-----------------	----------------	----------	---------------------	-----------------	----------------	--------------	----------------	-------------	---------

\*:Maximum data    x:Over limit    !:over margin



Address:6F.,No.58,Ln 188,Ruey Kuang Rd,Neihu,Taipei  
 Tel:+886-2-6606-8877  
 Fax:+886-2-6606-8875

**Radiated Emission Measurement**

Operator: Eason

File :3

Data :#9

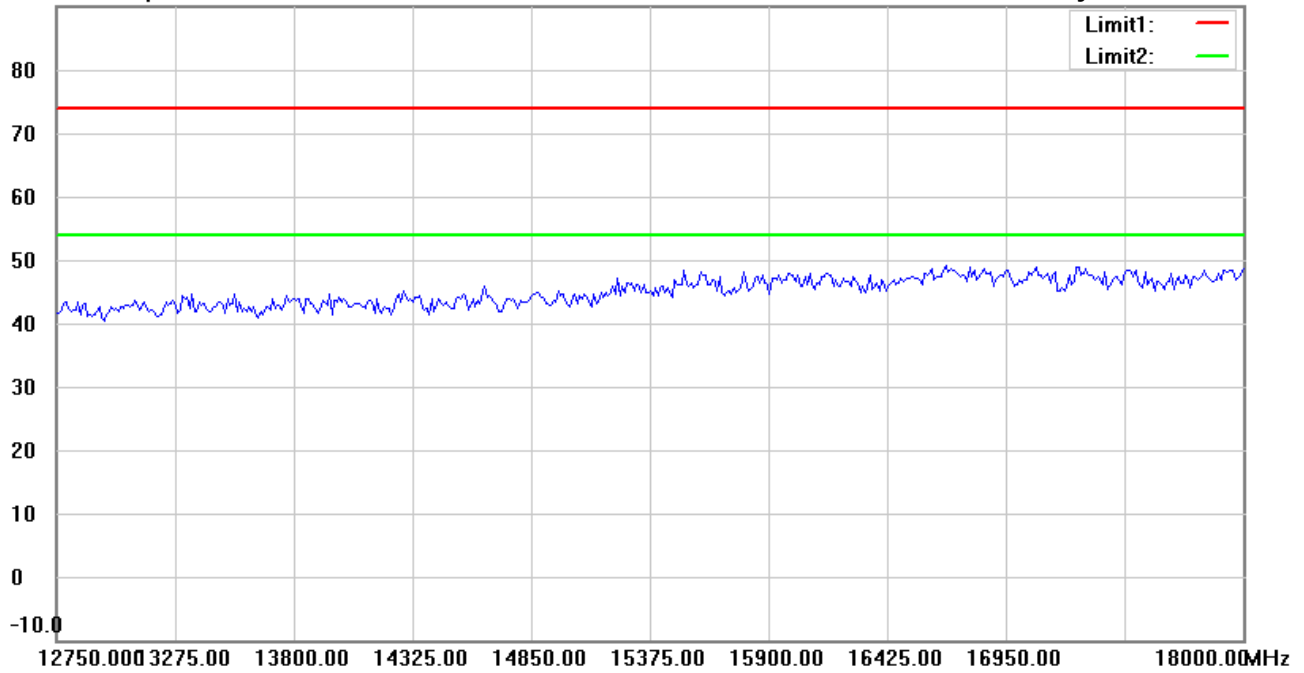
Date: 1/11/2023

Temperature:22.5 °C

90.0 dBuV/m

Time: 6:24:39 PM

Humidity:64.5 %



Site : Chamber

Condition : FCC\_part 15 RE-Class C\_Above 1GHz\_PK

Polarization: **Vertical**

EUT : W6M22301-22415

Power : 5 Vd.c.(USB)

M/N:

Distance: 3m

Test Mode : TX 2437MHz

Note :

Mk.	Frequency (MHz)	Reading (dBuV)	Detector	Corr. factor (dB/m)	Result (dBuV/m)	Limit (dBuV/m)	Ant.Pos (cm)	Tab.Pos (deg.)	Margin (dB)	Comment
-----	-----------------	----------------	----------	---------------------	-----------------	----------------	--------------	----------------	-------------	---------

\*:Maximum data    x:Over limit    !:over margin





Address:6F.,No.58,Ln 188,Ruey Kuang Rd,Neihu,Taipei  
 Tel:+886-2-6606-8877  
 Fax:+886-2-6606-8875

**Radiated Emission Measurement**

Operator: Eason

File :3

Data :#5

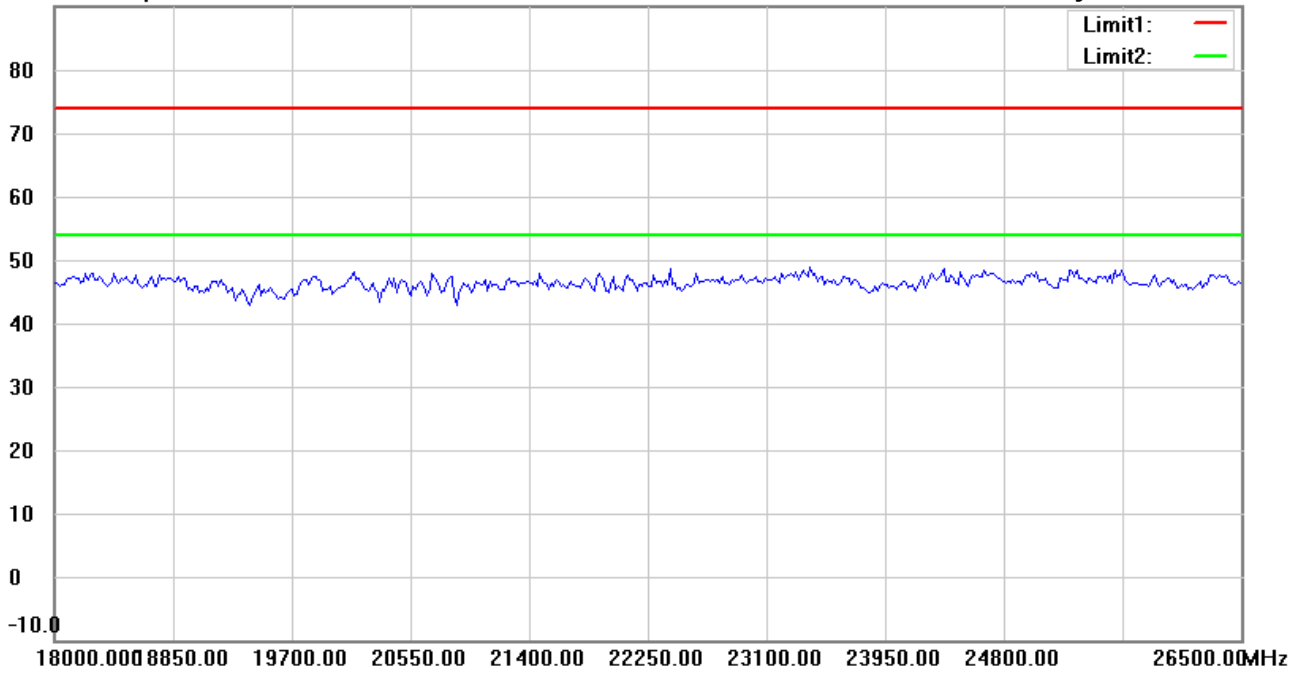
Date: 1/11/2023

Temperature:22.5 °C

90.0 dBuV/m

Time: 6:21:24 PM

Humidity:64.5 %



Site : Chamber

Condition : FCC\_part 15 RE-Class C\_Above 1GHz\_PK

Polarization: *Horizontal*

EUT : W6M22301-22415

Power : 5 Vd.c.(USB)

M/N:

Distance: 3m

Test Mode : TX 2437MHz

Note :

Mk.	Frequency (MHz)	Reading (dBuV)	Detector	Corr. factor (dB/m)	Result (dBuV/m)	Limit (dBuV/m)	Ant.Pos (cm)	Tab.Pos (deg.)	Margin (dB)	Comment
-----	-----------------	----------------	----------	---------------------	-----------------	----------------	--------------	----------------	-------------	---------

\*:Maximum data    x:Over limit    !:over margin



Address:6F.,No.58,Ln 188,Ruey Kuang Rd,Neihu,Taipei  
 Tel:+886-2-6606-8877  
 Fax:+886-2-6606-8875

Radiated Emission Measurement

Operator: Eason

File :3

Data :#10

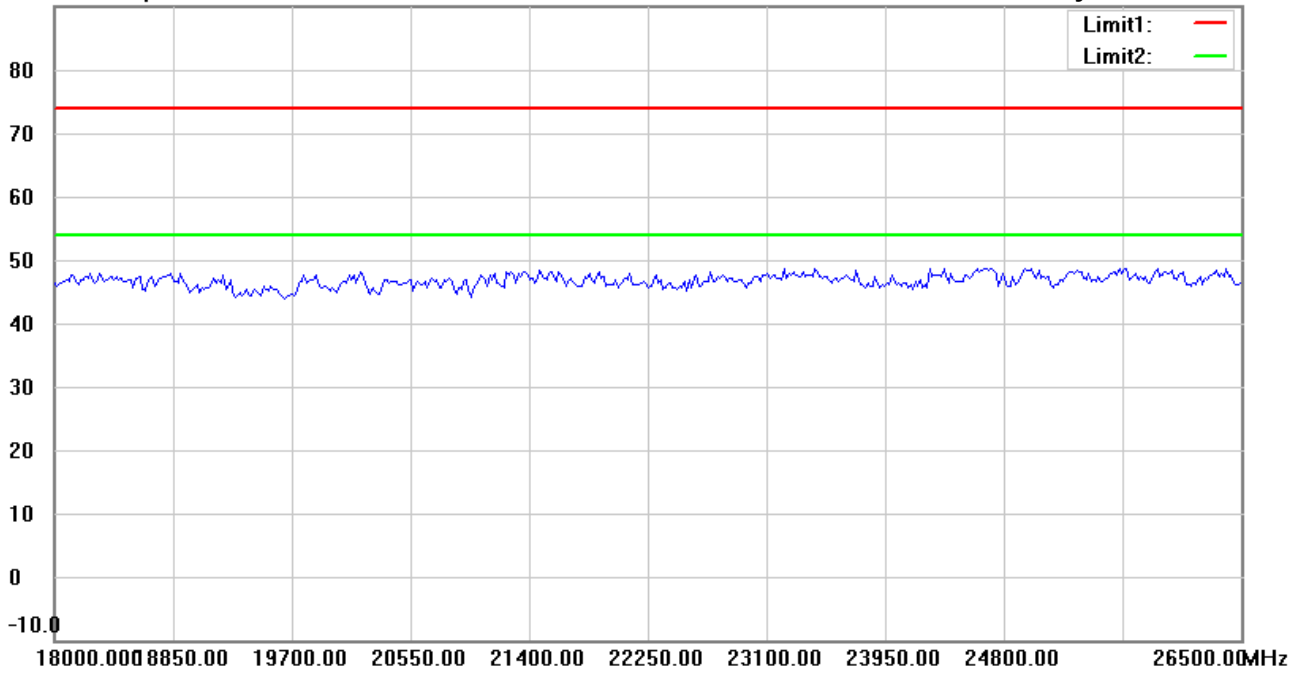
Date: 1/11/2023

Temperature:22.5 °C

90.0 dBuV/m

Time: 6:24:49 PM

Humidity:64.5 %



Site : Chamber

Condition : FCC\_part 15 RE-Class C\_Above 1GHz\_PK

Polarization: **Vertical**

EUT : W6M22301-22415

Power : 5 Vd.c.(USB)

M/N:

Distance: 3m

Test Mode : TX 2437MHz

Note :

Mk.	Frequency (MHz)	Reading (dBuV)	Detector	Corr. factor (dB/m)	Result (dBuV/m)	Limit (dBuV/m)	Ant.Pos (cm)	Tab.Pos (deg.)	Margin (dB)	Comment
-----	-----------------	----------------	----------	---------------------	-----------------	----------------	--------------	----------------	-------------	---------

\*:Maximum data    x:Over limit    !:over margin



Address:6F.,No.58,Ln 188,Ruey Kuang Rd,Neihu,Taipei  
 Tel:+886-2-6606-8877  
 Fax:+886-2-6606-8875

**Radiated Emission Measurement**

Operator: Eason

File :3

Data :#1

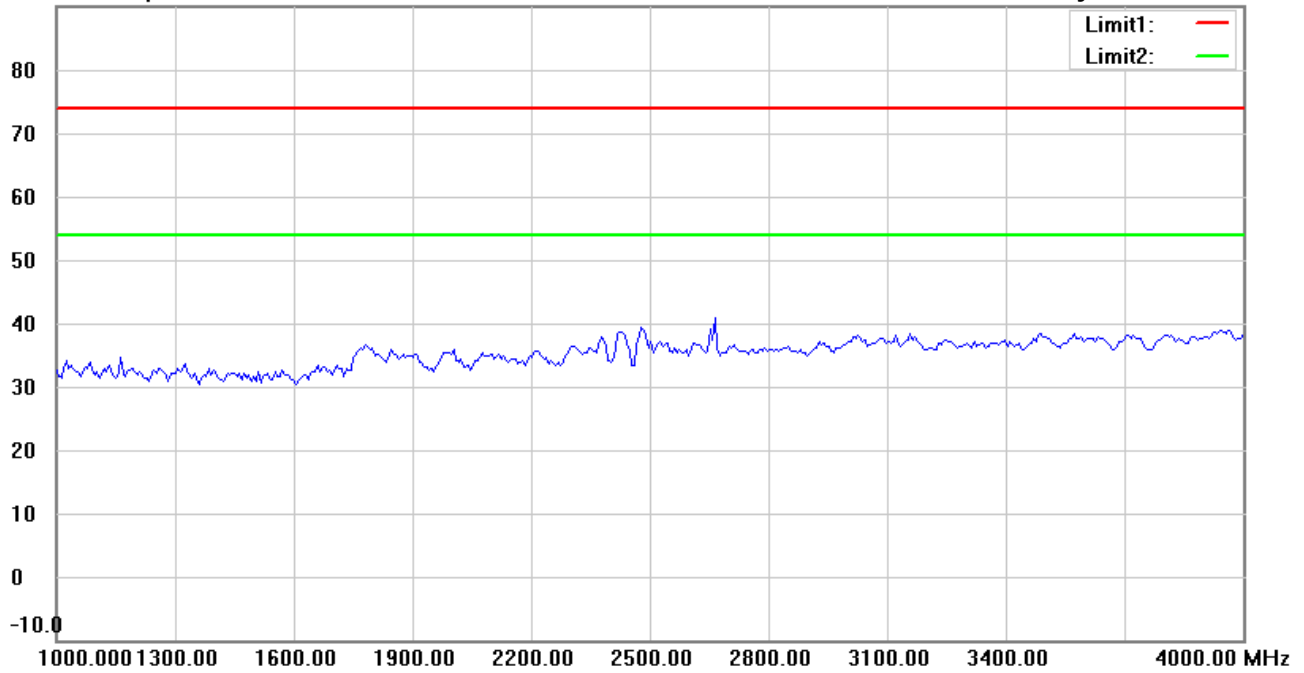
Date: 1/11/2023

Temperature:22.5 °C

90.0 dBuV/m

Time: 5:57:34 PM

Humidity:64.5 %



Site : Chamber

Condition : FCC\_part 15 RE-Class C\_Above 1GHz\_PK

EUT : W6M22301-22415

M/N:

Test Mode : TX 2468MHz

Note :

Polarization: *Horizontal*

Power : 5 Vd.c.(USB)

Distance: 3m

Mk.	Frequency (MHz)	Reading (dBuV)	Detector	Corr. factor (dB/m)	Result (dBuV/m)	Limit (dBuV/m)	Ant.Pos (cm)	Tab.Pos (deg.)	Margin (dB)	Comment
-----	-----------------	----------------	----------	---------------------	-----------------	----------------	--------------	----------------	-------------	---------

\*:Maximum data    x:Over limit    !:over margin



Address:6F.,No.58,Ln 188,Ruey Kuang Rd,Neihu,Taipei  
 Tel:+886-2-6606-8877  
 Fax:+886-2-6606-8875

**Radiated Emission Measurement**

Operator: Eason

File :3

Data :#6

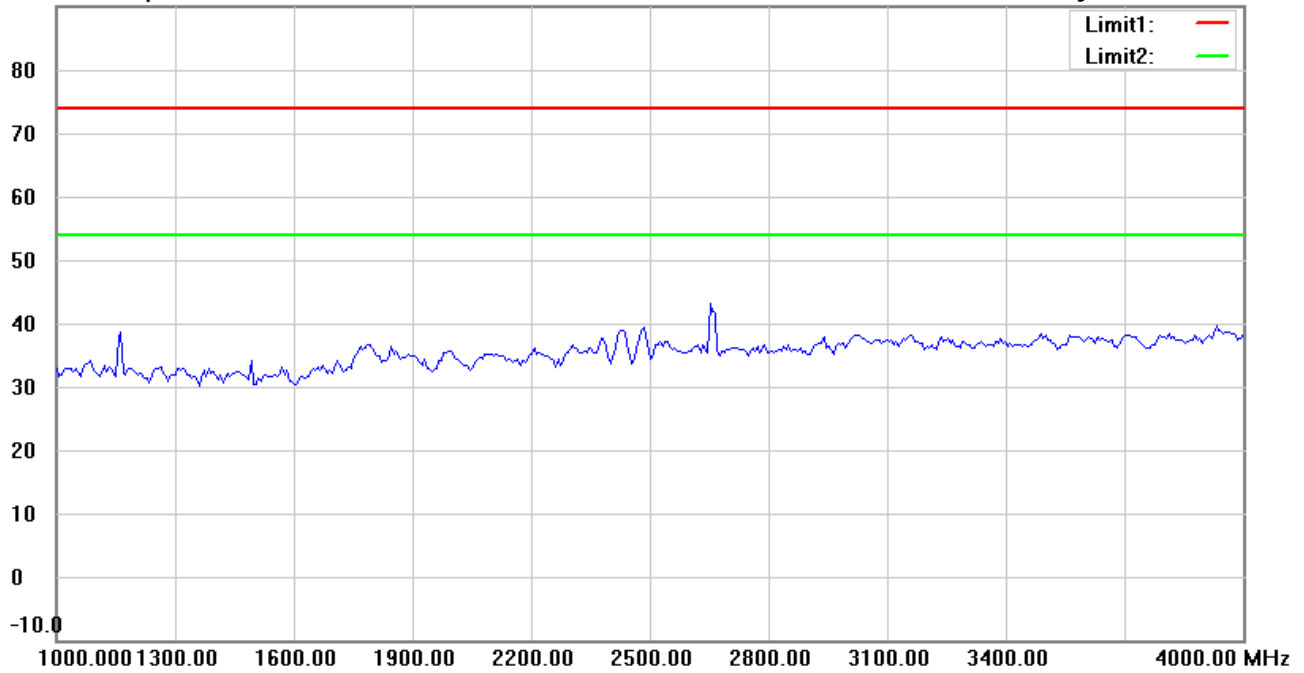
Date: 1/11/2023

Temperature:22.5 °C

90.0 dBuV/m

Time: 6:01:05 PM

Humidity:64.5 %



Site : Chamber

Condition : FCC\_part 15 RE-Class C\_Above 1GHz\_PK

Polarization: **Vertical**

EUT : W6M22301-22415

Power : 5 Vd.c.(USB)

M/N:

Distance: 3m

Test Mode : TX 2468MHz

Note :

Mk.	Frequency (MHz)	Reading (dBuV)	Detector	Corr. factor (dB/m)	Result (dBuV/m)	Limit (dBuV/m)	Ant.Pos (cm)	Tab.Pos (deg.)	Margin (dB)	Comment
-----	-----------------	----------------	----------	---------------------	-----------------	----------------	--------------	----------------	-------------	---------

\*:Maximum data    x:Over limit    !:over margin



Radiated Emission Measurement

Operator: Eason

File :3

Data :#2

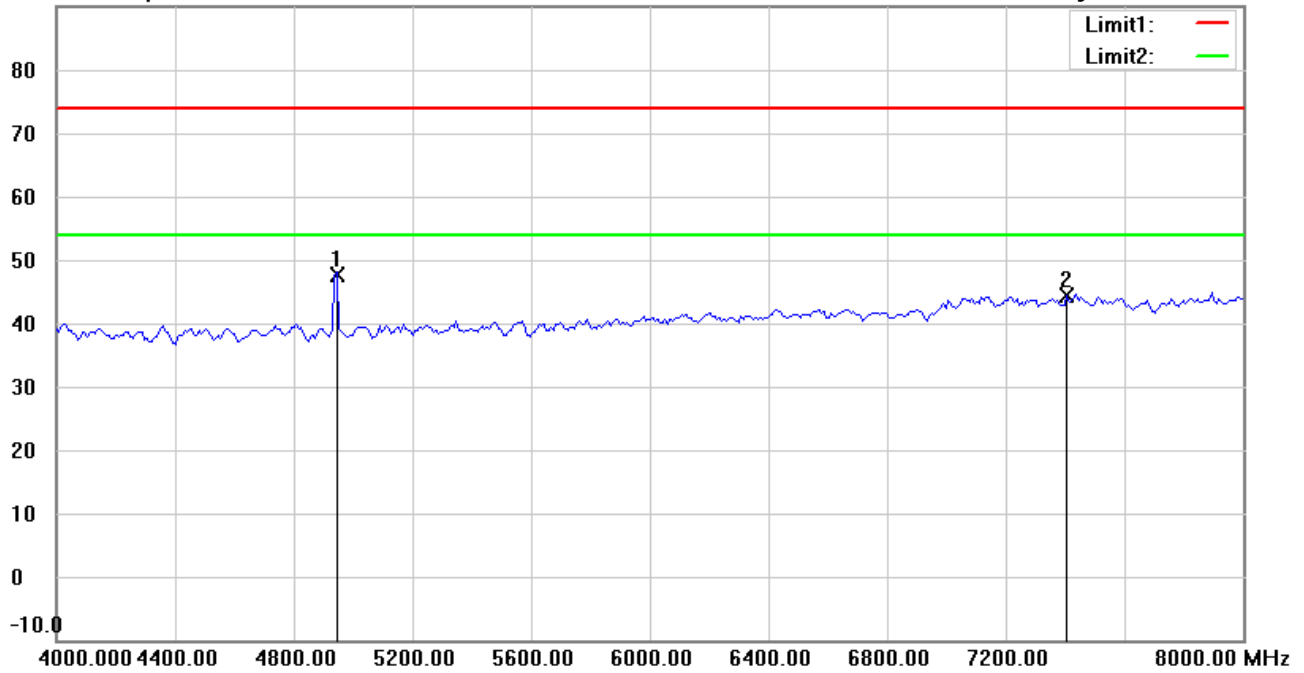
Date: 1/11/2023

Temperature:22.5 °C

90.0 dBuV/m

Time: 5:58:35 PM

Humidity:64.5 %



Site : Chamber

Condition : FCC\_part 15 RE-Class C\_Above 1GHz\_PK

Polarization: *Horizontal*

EUT : W6M22301-22415

Power : 5 Vd.c.(USB)

M/N:

Distance: 3m

Test Mode : TX 2468MHz

Note :

Mk.	Frequency (MHz)	Reading (dBuV)	Detector	Corr. factor (dB/m)	Result (dBuV/m)	Limit (dBuV/m)	Ant.Pos (cm)	Tab.Pos (deg.)	Margin (dB)	Comment
*	4937.876	49.14	peak	-1.43	47.71	74.00	150	65	-26.29	
	7404.000	40.54	peak	3.84	44.38	74.00	150	335	-29.62	



Address:6F.,No.58,Ln 188,Ruey Kuang Rd,Neihu,Taipei  
 Tel:+886-2-6606-8877  
 Fax:+886-2-6606-8875

Radiated Emission Measurement

Operator: Eason

File :3

Data :#7

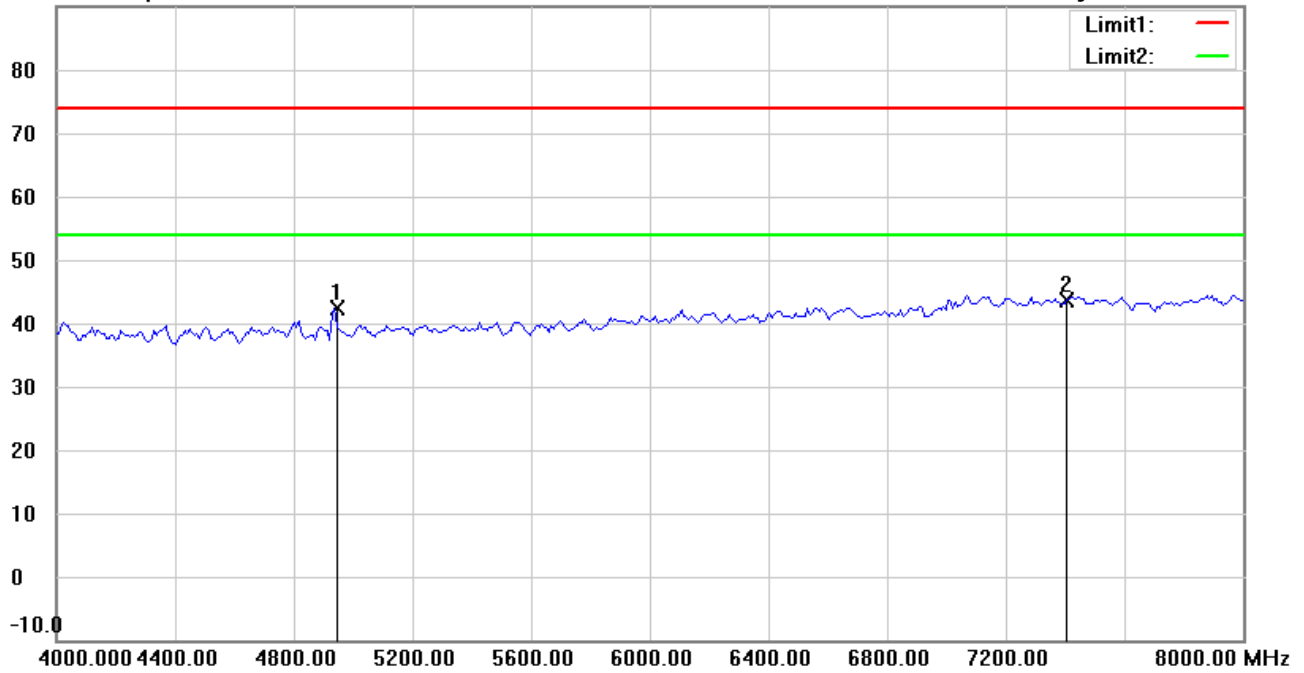
Date: 1/11/2023

Temperature:22.5 °C

90.0 dBuV/m

Time: 6:02:06 PM

Humidity:64.5 %



Site : Chamber

Condition : FCC\_part 15 RE-Class C\_Above 1GHz\_PK

EUT : W6M22301-22415

M/N:

Test Mode : TX 2468MHz

Note :

Polarization: **Vertical**

Power : 5 Vd.c.(USB)

Distance: 3m

Mk.	Frequency (MHz)	Reading (dBuV)	Detector	Corr. factor (dB/m)	Result (dBuV/m)	Limit (dBuV/m)	Ant.Pos (cm)	Tab.Pos (deg.)	Margin (dB)	Comment
	4937.876	43.77	peak	-1.43	42.34	74.00	150	235	-31.66	
*	7404.000	39.89	peak	3.84	43.73	74.00	150	102	-30.27	

\*:Maximum data x:Over limit !:over margin



Address:6F.,No.58,Ln 188,Ruey Kuang Rd,Neihu,Taipei  
 Tel:+886-2-6606-8877  
 Fax:+886-2-6606-8875

Radiated Emission Measurement

Operator: Eason

File :3

Data :#3

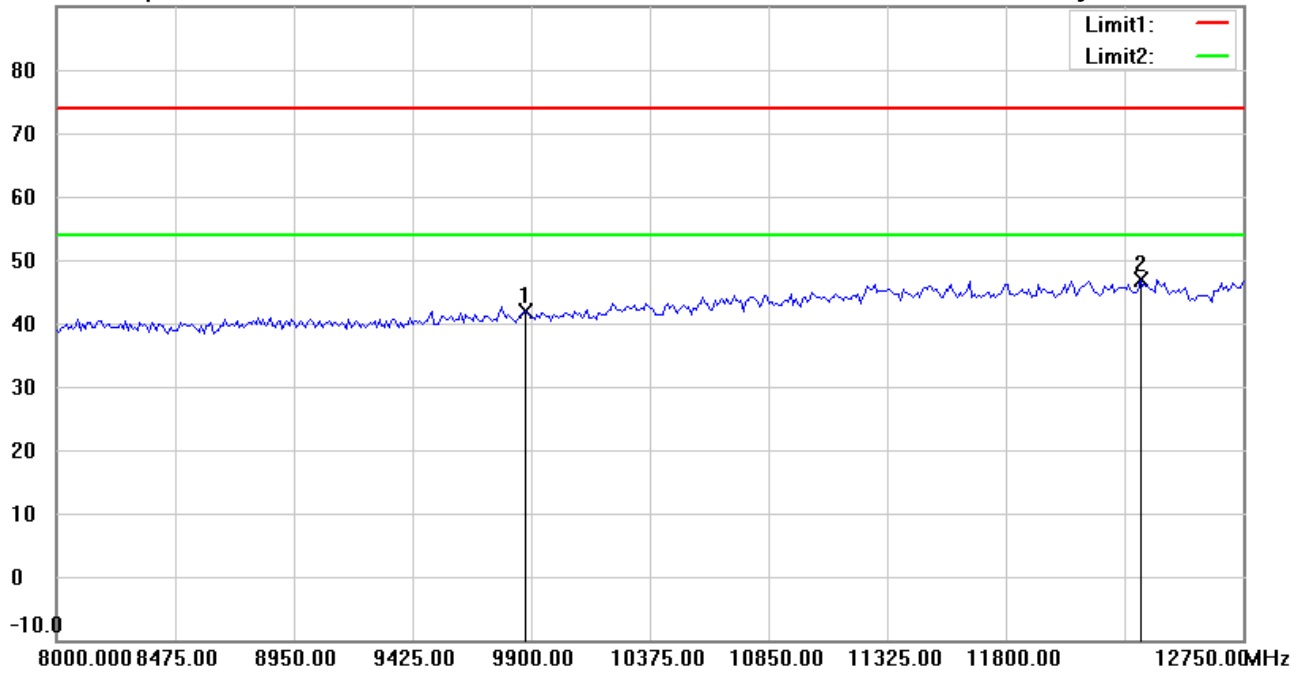
Date: 1/11/2023

Temperature:22.5 °C

90.0 dBuV/m

Time: 5:59:41 PM

Humidity:64.5 %



Site : Chamber

Condition : FCC\_part 15 RE-Class C\_Above 1GHz\_PK

Polarization: **Horizontal**

EUT : W6M22301-22415

Power : 5 Vd.c.(USB)

M/N:

Distance: 3m

Test Mode : TX 2468MHz

Note :

Mk.	Frequency (MHz)	Reading (dBuV)	Detector	Corr. factor (dB/m)	Result (dBuV/m)	Limit (dBuV/m)	Ant.Pos (cm)	Tab.Pos (deg.)	Margin (dB)	Comment
	9872.000	34.86	peak	7.12	41.98	74.00	150	270	-32.02	
*	12340.000	34.41	peak	12.46	46.87	74.00	150	85	-27.13	

\*:Maximum data x:Over limit !:over margin



Address:6F.,No.58,Ln 188,Ruey Kuang Rd,Neihu,Taipei  
 Tel:+886-2-6606-8877  
 Fax:+886-2-6606-8875

Radiated Emission Measurement

Operator: Eason

File :3

Data :#8

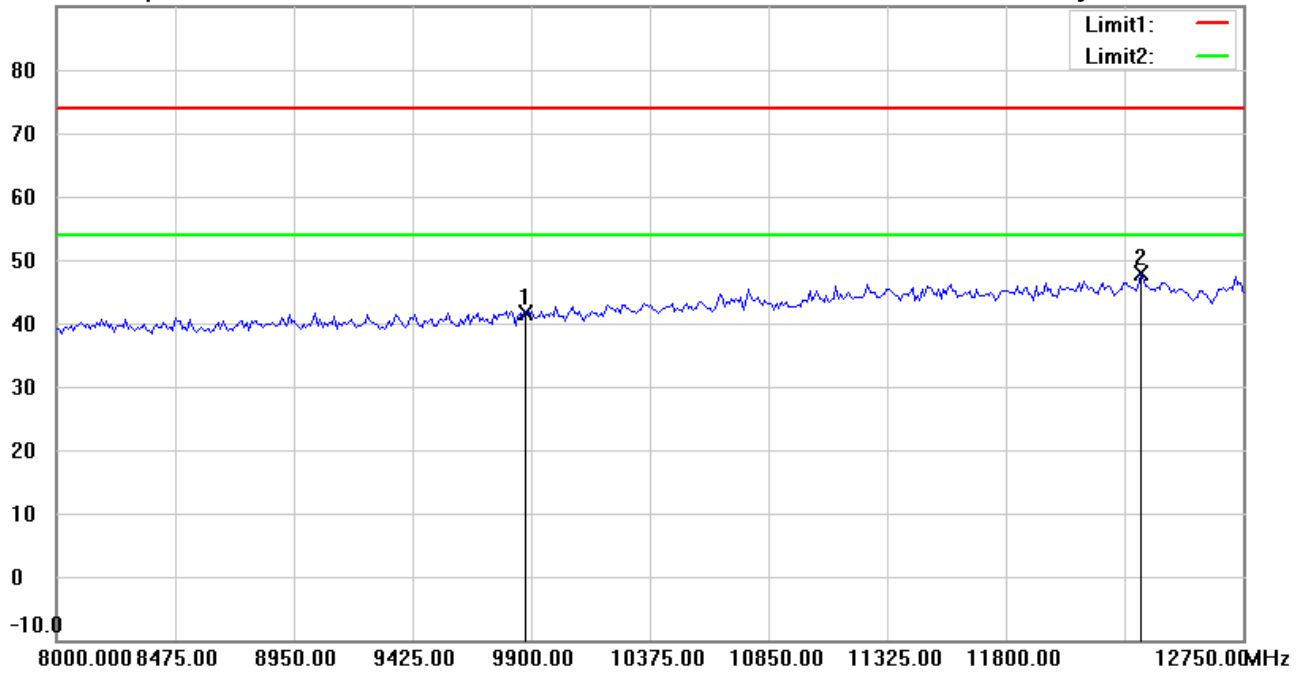
Date: 1/11/2023

Temperature:22.5 °C

90.0 dBuV/m

Time: 6:03:06 PM

Humidity:64.5 %



Site : Chamber

Condition : FCC\_part 15 RE-Class C\_Above 1GHz\_PK

Polarization: **Vertical**

EUT : W6M22301-22415

Power : 5 Vd.c.(USB)

M/N:

Distance: 3m

Test Mode : TX 2468MHz

Note :

Mk.	Frequency (MHz)	Reading (dBuV)	Detector	Corr. factor (dB/m)	Result (dBuV/m)	Limit (dBuV/m)	Ant.Pos (cm)	Tab.Pos (deg.)	Margin (dB)	Comment
	9872.000	34.39	peak	7.12	41.51	74.00	150	125	-32.49	
*	12340.681	35.54	peak	12.46	48.00	74.00	150	72	-26.00	

\*:Maximum data    x:Over limit    !:over margin





Address:6F.,No.58,Ln 188,Ruey Kuang Rd,Neihu,Taipei  
 Tel:+886-2-6606-8877  
 Fax:+886-2-6606-8875

**Radiated Emission Measurement**

Operator: Eason

File :3

Data :#4

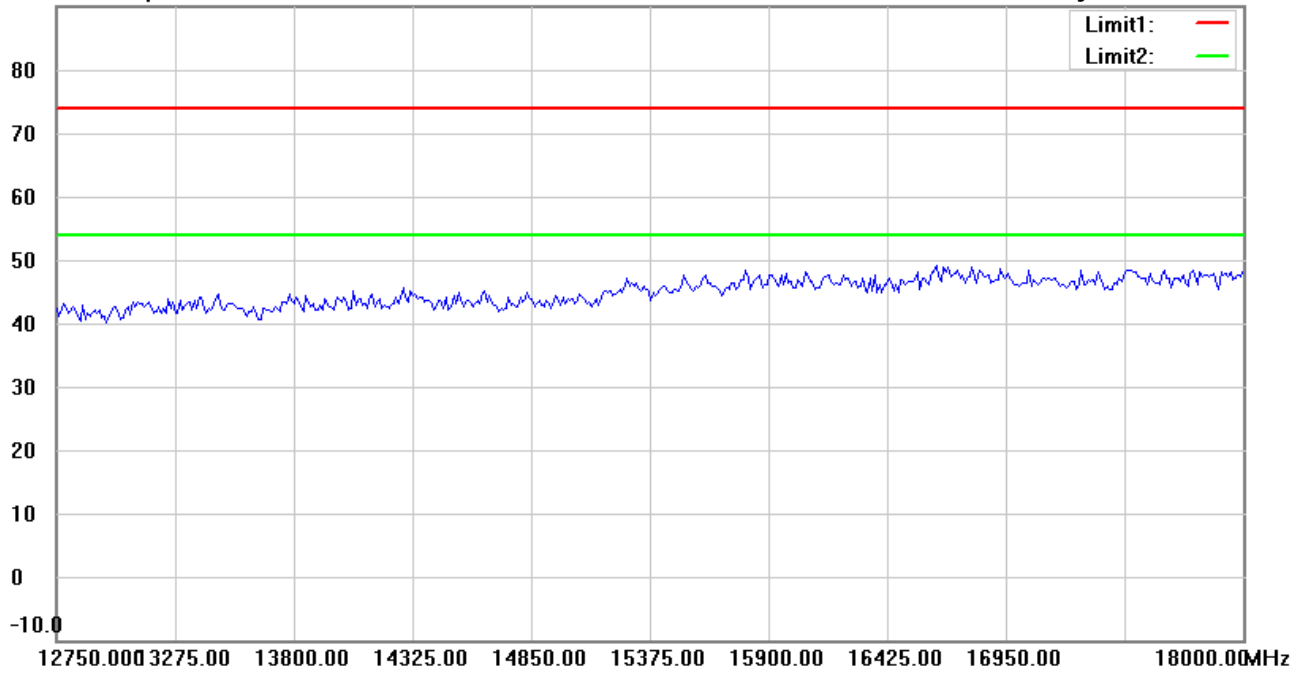
Date: 1/11/2023

Temperature:22.5 °C

90.0 dBuV/m

Time: 5:59:55 PM

Humidity:64.5 %



Site : Chamber

Condition : FCC\_part 15 RE-Class C\_Above 1GHz\_PK

Polarization: *Horizontal*

EUT : W6M22301-22415

Power : 5 Vd.c.(USB)

M/N:

Distance: 3m

Test Mode : TX 2468MHz

Note :

Mk.	Frequency (MHz)	Reading (dBuV)	Detector	Corr. factor (dB/m)	Result (dBuV/m)	Limit (dBuV/m)	Ant.Pos (cm)	Tab.Pos (deg.)	Margin (dB)	Comment
-----	-----------------	----------------	----------	---------------------	-----------------	----------------	--------------	----------------	-------------	---------

\*:Maximum data    x:Over limit    !:over margin



Address:6F.,No.58,Ln 188,Ruey Kuang Rd,Neihu,Taipei  
 Tel:+886-2-6606-8877  
 Fax:+886-2-6606-8875

**Radiated Emission Measurement**

Operator: Eason

File :3

Data :#9

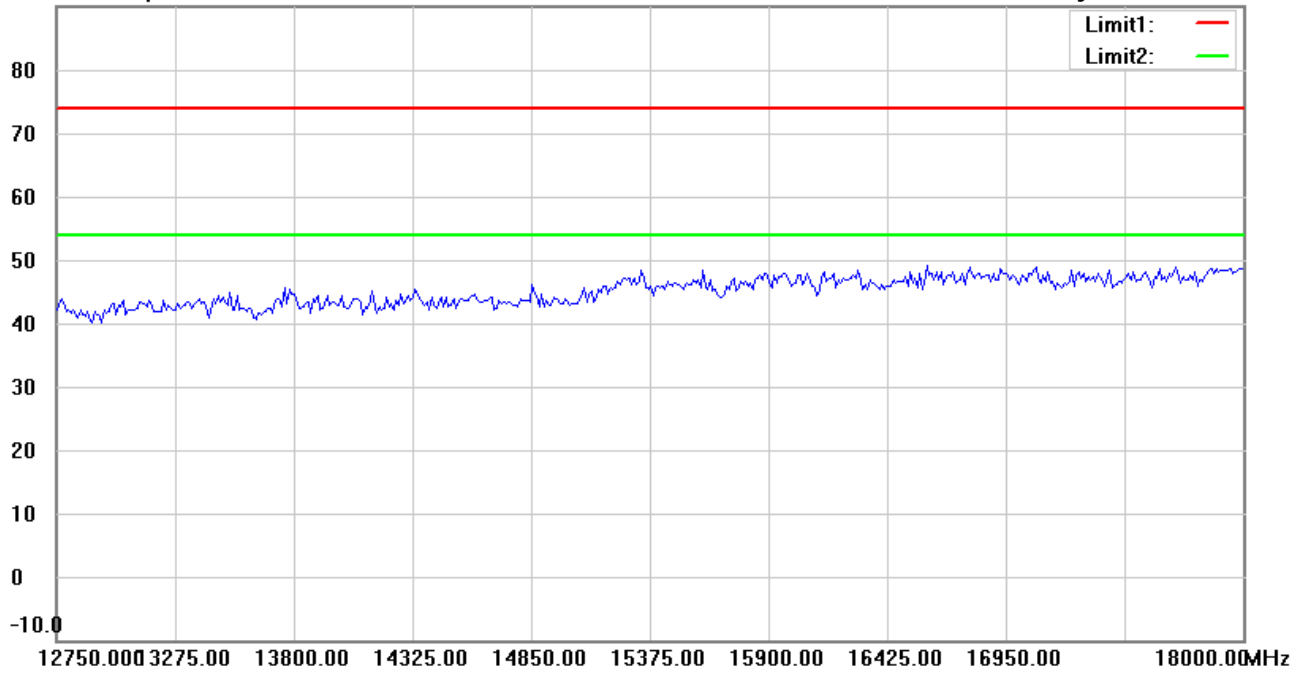
Date: 1/11/2023

Temperature:22.5 °C

90.0 dBuV/m

Time: 6:03:20 PM

Humidity:64.5 %



Site : Chamber

Condition : FCC\_part 15 RE-Class C\_Above 1GHz\_PK

Polarization: **Vertical**

EUT : W6M22301-22415

Power : 5 Vd.c.(USB)

M/N:

Distance: 3m

Test Mode : TX 2468MHz

Note :

Mk.	Frequency (MHz)	Reading (dBuV)	Detector	Corr. factor (dB/m)	Result (dBuV/m)	Limit (dBuV/m)	Ant.Pos (cm)	Tab.Pos (deg.)	Margin (dB)	Comment
-----	-----------------	----------------	----------	---------------------	-----------------	----------------	--------------	----------------	-------------	---------

\*:Maximum data    x:Over limit    !:over margin



Address:6F.,No.58,Ln 188,Ruey Kuang Rd,Neihu,Taipei  
 Tel:+886-2-6606-8877  
 Fax:+886-2-6606-8875

Radiated Emission Measurement

Operator: Eason

File :3

Data :#5

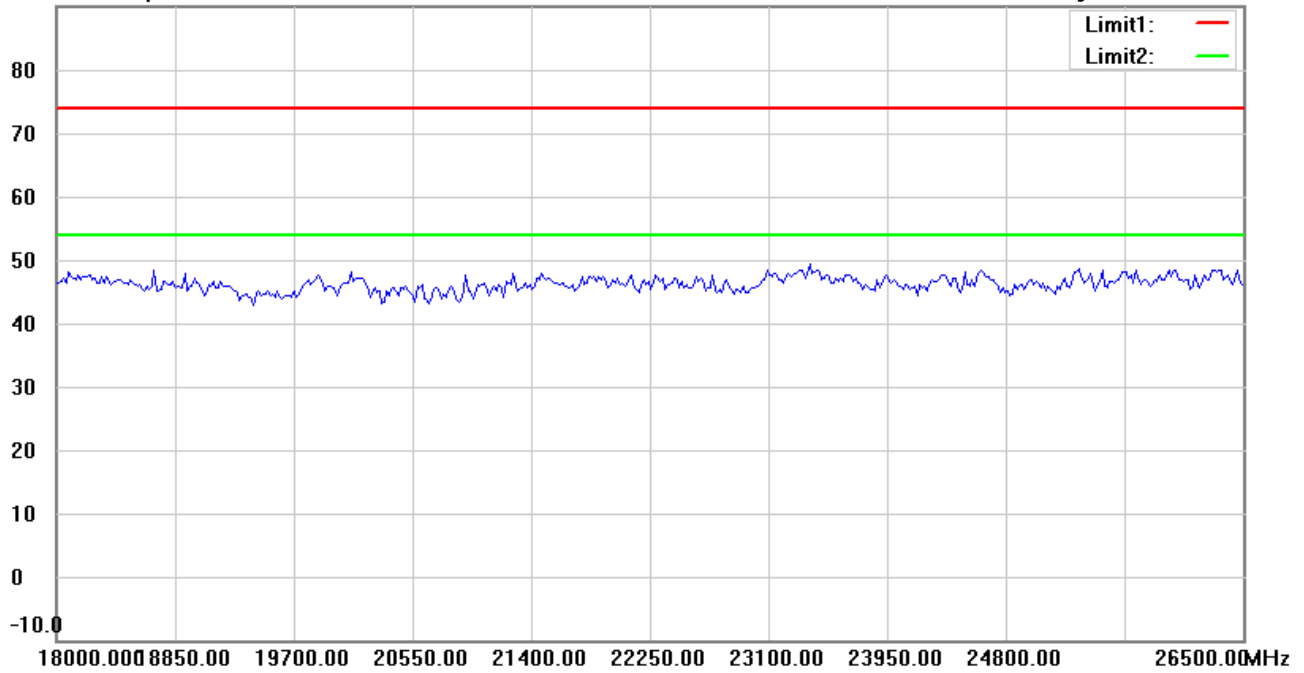
Date: 1/11/2023

Temperature:22.5 °C

90.0 dBuV/m

Time: 6:00:05 PM

Humidity:64.5 %



Site : Chamber

Condition : FCC\_part 15 RE-Class C\_Above 1GHz\_PK

Polarization: *Horizontal*

EUT : W6M22301-22415

Power : 5 Vd.c.(USB)

M/N:

Distance: 3m

Test Mode : TX 2468MHz

Note :

Mk.	Frequency (MHz)	Reading (dBuV)	Detector	Corr. factor (dB/m)	Result (dBuV/m)	Limit (dBuV/m)	Ant.Pos (cm)	Tab.Pos (deg.)	Margin (dB)	Comment
-----	-----------------	----------------	----------	---------------------	-----------------	----------------	--------------	----------------	-------------	---------

\*:Maximum data    x:Over limit    !:over margin



Address:6F.,No.58,Ln 188,Ruey Kuang Rd,Neihu,Taipei  
 Tel:+886-2-6606-8877  
 Fax:+886-2-6606-8875

**Radiated Emission Measurement**

Operator: Eason

File :3

Data :#10

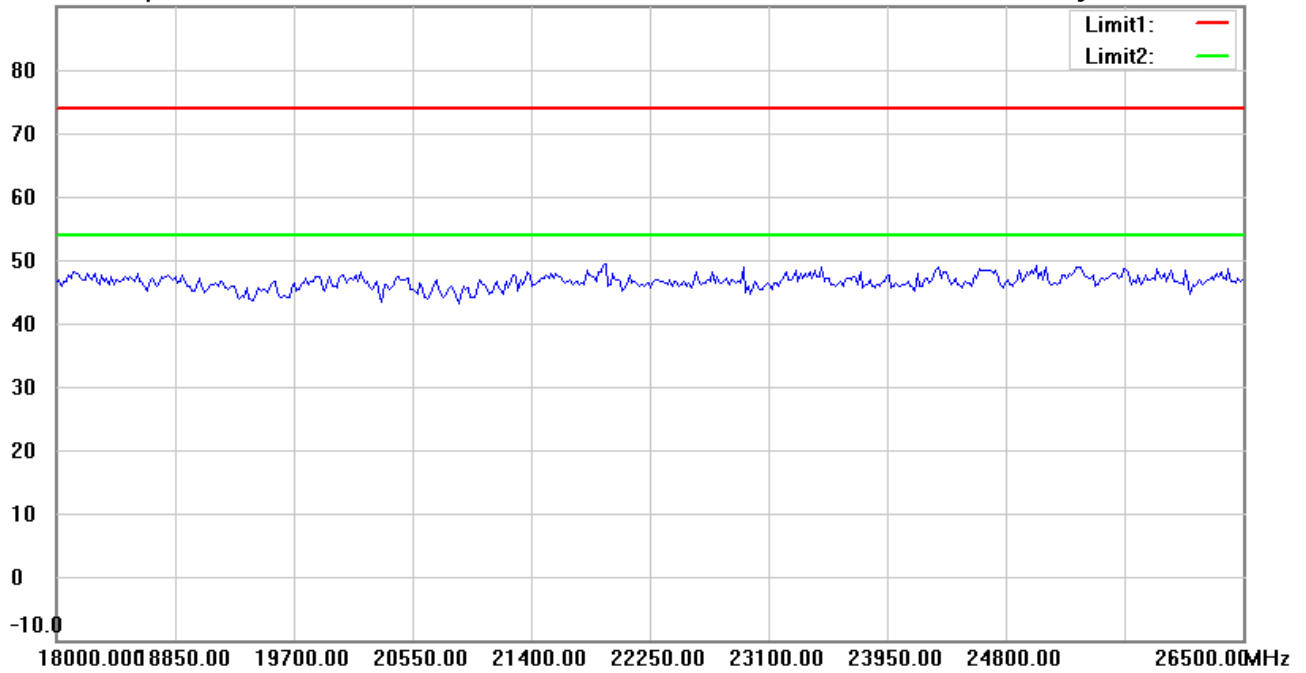
Date: 1/11/2023

Temperature:22.5 °C

90.0 dBuV/m

Time: 6:03:30 PM

Humidity:64.5 %



Site : Chamber

Condition : FCC\_part 15 RE-Class C\_Above 1GHz\_PK

EUT : W6M22301-22415

M/N:

Test Mode : TX 2468MHz

Note :

Polarization: **Vertical**

Power : 5 Vd.c.(USB)

Distance: 3m

Mk.	Frequency (MHz)	Reading (dBuV)	Detector	Corr. factor (dB/m)	Result (dBuV/m)	Limit (dBuV/m)	Ant.Pos (cm)	Tab.Pos (deg.)	Margin (dB)	Comment
-----	-----------------	----------------	----------	---------------------	-----------------	----------------	--------------	----------------	-------------	---------

\*:Maximum data    x:Over limit    !:over margin