

ETS Dr.GenZ Taiwan PS Co., Ltd.

FCC Registration No.: 930600

Industry Canada filed test laboratory Reg. No. IC 5679

Accredited Testing Laboratory



A2LA Cert.No.: 2300.01

PTCRB Accredited Type Certification Test House

FCC


TEST - REPORT

FCC RULES PART 15 / SUBPART C § 15.249

FCC ID: UJ97510

Test report no.:


W6M20607-7130-P-15



Registration number: W6M20607-7130-P-15
 FCC ID: UJ97510

TABLE OF CONTENTS

1	GENERAL INFORMATION	2
1.1	NOTES	2
1.2	TESTING LABORATORY	3
1.2.1	Location	3
1.2.2	Details of accreditation status	3
1.3	DETAILS OF APPROVAL HOLDER	3
1.4	APPLICATION DETAILS	4
1.5	GENERAL INFORMATION OF TEST ITEM	4
1.6	TEST STANDARDS	5
2	TECHNICAL TEST	6
2.1	SUMMARY OF TEST RESULTS	6
2.2	TEST ENVIRONMENT	6
2.3	TEST EQUIPMENT LIST	7
2.4	GENERAL TEST PROCEDURE	9
3	TEST RESULTS (ENCLOSURE)	10
3.1	PEAK OUTPUT POWER (TRANSMITTER)	11
3.2	EQUIVALENT ISOTROPIC RADIATED POWER	11
3.2.1	Transmitter	12
3.3	RF EXPOSURE COMPLIANCE REQUIREMENTS	12
3.4	OUT OF BAND RADIATED EMISSIONS	12
3.5	SPURIOUS EMISSION (TX)	13
3.6	RADIATED EMISSION FROM DIGITAL PART AND RECEIVER L.O.	16
3.7	RADIATED EMISSION ON THE BAND EDGE	19
3.8	POWER LINE CONDUCTED EMISSION	20
APPENDIX	21
APPENDIX A	22
APPENDIX B	23
APPENDIX C	24
APPENDIX D	25
APPENDIX E	26
APPENDIX F	27



Registration number: W6M20607-7130-P-15
FCC ID: UJ97510

1 General Information

1.1 Notes

The purpose of conformity testing is to increase the probability of adherence to the essential requirements or conformity specifications, as appropriate.

The complexity of the technical specifications, however, means that full and thorough testing is impractical for both technical and economic reasons.

Furthermore, there is no guarantee that a test sample which has Passed all the relevant tests conforms to a specification.

Neither is there any guarantee that such a test sample will interwork with other genuinely open systems.


The existence of the tests nevertheless provides the confidence that the test sample possesses the qualities as maintained and that is performance generally conforms to representative cases of communications equipment.

The test results of this test report relate exclusively to the item tested as specified in 1.5.

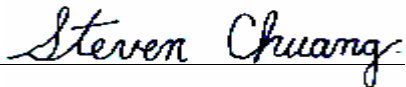
The test report may only be reproduced or published in full.


Reproduction or publication of extracts from the report requires the prior written approval of the ETS DR. GENZ TAIWAN PS CO., LTD.

Tester:

September 12, 2006	Jay Chaing	
Date	ETS-Lab. Name	Signature

Technical responsibility for area of testing:

September 12, 2006	Steven Chuang	
Date	ETS Name	Signature



Registration number: W6M20607-7130-P-15
FCC ID: UJ97510

1.2 Testing laboratory

1.2.1 Location

OATS
No.5-1, Shuang Sing Village,
LiShuei Rd., Wanli Township,
Taipei County 207, Taiwan (R.O.C.)

Company
ETS DR.GENZ TAIWAN PS CO., LTD
6F, NO. 58, LANE 188, RUEY-KUANG RD.
NEIHU, TAIPEI 114, TAIWAN R.O.C.
Tel : 886-2-66068877
Fax : 886-2-66068879

1.2.2 Details of accreditation status

Accredited testing laboratory

A2LA-registration number: 2300.01


FCC filed test laboratory Reg. No. 930600

Industry Canada filed test laboratory Reg. No. IC 5679

PTCRB Accredited Type Certification Test House

1.3 Details of approval holder

Name:	I-ROCKS TECHNOLOGY CO., LTD.
Street:	12F, No. 190, Chung-hsin Rd., Sec. 2
Town:	Hsin-tien City, Taipei 23146
Country:	Taiwan R.O.C.
Telephone:	+886-2-2911-3080
Fax:	+886-2-2914-1712
Teletex:	./.



Registration number: W6M20607-7130-P-15
FCC ID: UJ97510

1.4 Application details

Date of receipt of application : July 03, 2006
Date of receipt of test item : August 29, 2006
Date of test : From August 30, 2006 to September 12, 2006

1.5 General information of Test item

Type of test item : Wireless 2.4G Mouse
Model Number : RF-7510
Brand Name : I-ROCKS
Serial number : RF-7520, RF-7520L, RF-7530, RF-7540, RF-7541
Photos : see Annex

Technical data

Frequency band : 2.400-2.4835GHz
Operation Frequency : 2.410-2.473GHz
Frequency 1 : 2.410 GHz
Frequency 2 : 2.437 GHz
Frequency 3 : 2.473 GHz
Operation modes : duplex
Modulation Type : FSK
Antenna type : PCB antenna
Power supply : 3 VDC



Registration number: W6M20607-7130-P-15

FCC ID: UJ97510

Manufacturer:

(if different from applicant)

Name : JING MOLD ELECTRONICS TECHNOLOGY CO., LTD

Street : XinQiao, 3rd Industrial Estate Shajing Paoan


Town : Shenzhen

Country : China

Additional information : --

1.6 Test standards

Technical standard : FCC RULES PART 15 SUBPART B /
SUBPART C § 15.249 : September 2005



Registration number: W6M20607-7130-P-15
FCC ID: UJ97510

2 Technical test

2.1 Summary of test results

No deviations from the technical specification(s) were ascertained in the course of the tests performed.



or

The deviations as specified in 2.5 were ascertained in the course of the tests performed.



2.2 Test environment

Temperature	: 23 °C
Relative humidity content	: 20 ... 75 %
Air pressure	: 86 ... 103 kPa
Details Power supply	: 3 VDC
Extreme conditions parameters	: Not required

Registration number: W6M20607-7130-P-15

FCC ID: UJ97510

2.3 Test Equipment List

No.	Test equipment	Type	Serial No.	Manufacturer	Cal. Date	Next Cal. Date
ETSTW-CE 001	EMI TEST RECEIVER	ESHS10	842121/013	R&S	2005/10/27	2006/10/26
ETSTW-CE 003	AC POWER SOURCE	APS-9102	D161137	GW	Function Test	
ETSTW-CE 004	ZWEILEITER-V- NETZNACHBILDUNG TWO-LINE V-NETWORK	ESH3-Z5	840731/011	R&S	2005/10/25	2006/10/24
ETSTW-CE 005	Line-Impedance Stabilisation Network	NNBM 8126D	137	Schwarzbeck	2005/10/21	2006/10/20
ETSTW-CE 006	IMPULS-BEGRENZER PULSE LIMITER	ESH3-Z2	100226	R&S	2004/11/11	2006/11/10
ETSTW-CE 008	ABSORBING CLAMP	MDS 21	3469	ABSORPTIONS- MESSWANDLER- ZANGE	2005/10/24	2007/10/23
ETSTW-CE 009	TEMP.&HUMIDITY CHAMBER	GTH-225-40-1P-U	MAA0305-009	GIANT FORCE	2006/8/17	2007/8/16
ETSTW-CE 011	Power Line Conducted Emission Only	None	None	ETS	2005/10/25	2006/10/24
ETSTW-CE 012	Dual-Phase-V-Network	NNB-2/16Z	03/10201	Telemeter	2006/6/13	2007/6/12
ETSTW-RE 002	Function Generator	33220A	MY43004982	Agilent	2005/10/14	2007/10/13
ETSTW-RE 003	EMI TEST RECEIVER	ESI 26	831438/001	R&S	2005/10/24	2006/10/23
ETSTW-RE 004	EMI TEST RECEIVER	ESI 40	832427/004	R&S	2005/10/29	2006/10/30
ETSTW-RE 005	EMI TEST RECEIVER	ESVS10	843207/020	R&S	2005/10/16	2006/10/15
ETSTW-RE 010	PROGRAMMABLE LINEAR POWER SUPPLY	LPS-305	30503070181	MOTECH	Function Test	
ETSTW-RE 011	PROGRAMMABLE LINEAR POWER SUPPLY	LPS-305	30503070165	MOTECH	Function Test	
ETSTW-RE 017	ANTENNA	HL025	352886/001	R&S	2006/5/4	2008/5/3
ETSTW-RE 018	ANTENNA	AT4560	27212	AR	2004/11/8	2007/11/7
ETSTW-RE 021	SWEEP GENERATOR	SWM05	835130/010	R&S	2005/10/14	2006/10/13
ETSTW-RE 022	AMPLIFIER	8447D	2944A09837	Agilent	2005/10/14	2006/10/13
ETSTW-RE 027	Passive Loop Antenna	6512	34563	EMCO	2004/6/30	2007/6/29
ETSTW-RE 028	Log-Periodic DipoleArray Antenna	3148	34429	EMCO	2006/5/26	2008/5/25
ETSTW-RE 029	Biconical Antenna	3109	33524	EMCO	2006/5/26	2008/5/25
ETSTW-RE 030	Double-Ridged Waveguide Horn Antenna	3117	35224	EMCO	2006/5/3	2008/5/2
ETSTW-RE 032	Millivoltmeter	URV 55	849086/013	R&S	2005/10/17	2006/10/16
ETSTW-RE 033	4CH 1GHz 5GS/s DSO	WAVERUNNER 6100A	LCRY0604P14508	LeCory	2006/7/27	2007/7/26
ETSTW-RE 034	Power Sensor	URV5-Z4	839313/006	R&S	2005/10/17	2006/10/16
ETSTW-RE 037	Log-Periodic DipoleArray Antenna	3148	00034546	EMCO	2004/11/18	2006/11/17
ETSTW-RE 038	Log-Periodic DipoleArray Antenna	3148	00034547	EMCO	2004/11/18	2006/11/17
ETSTW-RE 039	Biconical Antenna	3110B	41760	EMCO	2004/11/18	2006/11/17
ETSTW-RE 040	Biconical Antenna	3110B	41761	EMCO	2004/11/18	2006/11/17
ETSTW-RE 042	ANTENNA	HK116	100172	R&S	2005/1/14	2007/1/13



Registration number: W6M20607-7130-P-15
 FCC ID: UJ97510

ETSTW-RE 043	ANTENNA	HL223	100166	R&S	2006/5/8	2008/5/7
ETSTW-RE 044	ANTENNA	HL050	100094	R&S	2006/5/29	2008/5/28
ETSTW-RE 048	Triple Loop Antenna	HXYZ 9170	HXYZ 9170-134	Schwarzbeck	2005/3/22	2008/3/21
ETSTW-RE 049	TRILOG Super Broadband test Antenna	VULB 9160	9160-3185	Schwarzbeck	2005/5/19	2007/5/18
ETSTW-RE 055	SPECTRUM ANALYZER	FSU-26	200074	R&S	2006/7/28	2007/7/27
ETSTW-EMI 001	HARMONICS 1000	HAR1000-1P	93	EMC-PARTNER	2006/9/11	2007/9/10
ETSTW-EMS 002	Frequency Converter	YF-6020	0308014	T-Power	Function Test	
ETSTW-EMS 013	CISPR 22 TWO BALANCED TELECOM PAIRS IMPEDANCE STABILIZATION NETWORK	FCC-TLISN-T4-02	20242	FCC	2005/12/8	2006/12/8
ETSTW-EMS 014	CISPR 22 TWO BALANCED TELECOM PAIRS IMPEDANCE STABILIZATION NETWORK	FCC-TLISN-T2-02	20241	FCC	2005/12/7	2006/12/7
ETSTW-GSM 01	SIM Simulator	IT3	B2004-50106	ORGA	2006/7/26	2007/7/25
ETSTW-GSM 02	Universal Radio Communication Tester	CMU 200	103489	R&S	2005/11/15	2006/11/14
ETSTW-GSM 03	Agilent 8960 Test Set 1	E5515C	GB44052675	Agilent	2006/6/26	2008/6/25
ETSTW-GSM 04	Agilent 8960 Test Set 2	E5515C	GB44052665	Agilent	2006/7/13	2008/7/12
ETSTW-GSM 05	Agilent 8960 Test Set 3	E5515C	GB44052652	Agilent	2006/7/16	2008/7/15
ETSTW-GSM 06	Agilent 8960 Test Set 4	E5515C	GB44052684	Agilent	2006/7/4	2008/4/3
ETSTW-GSM 07	Agilent 8960 Test Set 5	E5515C	GB44052658	Agilent	2006/7/12	2008/7/11
ETSTW-GSM 08	Agilent 8960 Test Set 6	E5515C	GB44052666	Agilent	2006/7/6	2008/7/5
ETSTW-GSM 10	Combiner Wessex / Anite	B4605/100	053	Wessex / Anite	2006/7/13	2008/7/12
ETSTW-GSM 11	GSM 850,900,1800,1900 Test system	TS8950G		R&S	2005/11/1	2006/10/31
ETSTW-GSM 12	Acoustical Calibrator	4231	2463874	Brüel&Kjær	2005/10/31	2006/10/30
ETSTW-GSM 16	TEMP.&HUMIDITY CHAMBER	GTH-120-40-1P-U	MAA0501002	GIANT FORCE	2005/12/29	2006/12/28
ETSTW-GSM 18	AUDIO ANALYZER	UPL16	100173	R&S	2005/10/29	2006/10/28
ETSTW-GSM 24	Vibration Testing System	VS-100V	5494	Vibration	2005/12/20	2006/12/19

Registration number: W6M20607-7130-P-15

FCC ID: UJ97510

2.4 General Test Procedure

POWER LINE CONDUCTED INTERFERENCE: The procedure used was ANSI STANDARD C63.4-2003 using a 50 μ H LISN (if necessary). Both lines were observed. The bandwidth of the spectrum analyzer was 10 kHz with an appropriate sweep speed.

RADIATION INTERFERENCE: The test procedure used was according to ANSI STANDARD C63.4-2003 employing a spectrum analyzer. For investigated frequency is equal to or below 1GHz, the RBW and VBW of the spectrum analyzer was 100 kHz and 100kHz respectively with an appropriate sweep speed. For investigated frequency is above 1GHz, both of RBW and VBW of the spectrum analyzer were 1 MHz with an appropriate sweep speed. The analyzer was calibrated in dB above a microvolt at the output of the antenna. The ambient temperature of the UUT was 23°C with a humidity of 40 %.

FORMULA OF CONVERSION FACTORS: The Field Strength at 3m was established by adding the meter reading of the spectrum analyzer (which is set to read in units of dB μ V) to the antenna correction factor supplied by the antenna manufacturer. The antenna correction factors are stated in terms of dB.

Example:

Freq (MHz) METER READING + ACF + CABLE LOSS (to the receiver) = FS
33 20 dB μ V + 10.36 dB + 6 dB = 36.36 dB μ V/m @3m

ANSI STANDARD C63.4-2003 10.1.7 MEASUREMENT PROCEDURES: The UUT was placed on a table 80 cm high and with dimensions of 1m by 1.5m (non metallic table). The UUT was placed in the center of the table. The table used for radiated measurements is capable of continuous rotation. The spectrum was scanned from 30 MHz to 10th harmonic of the fundamental.


Peak readings were taken in three (3) orthogonal planes and the highest readings.

Measurements were made by ETS Dr. Genx GmbH at the registered open field test site located at No.5-1, Shuang Sing Village, LiShuei Rd., Wanli Township, Taipei County 207, Taiwan (R.O.C.)
The Registration Number: 930600.

When an emission was found, the table was rotated to produce the maximum signal strength. At this point, the antenna was raised and lowered from 1m to 4m. The antenna was placed in both the horizontal and vertical planes.

ANTENNA & GROUND:

This unit uses PCB antenna (see photo).




Registration number: W6M20607-7130-P-15
 FCC ID: UJ97510

3 Test results (enclosure)

TEST CASE	Para. Number	Required	Test passed	Test failed
Peak Output Power	15.249 (b)	<input checked="" type="checkbox"/>	<input checked="" type="checkbox"/>	<input type="checkbox"/>
Spurious Emissions radiated – Transmitter operating	15.249 (e)	<input checked="" type="checkbox"/>	<input checked="" type="checkbox"/>	<input type="checkbox"/>
Spurious Emissions conducted – Transmitter operating	15.249 (e)	<input type="checkbox"/>	<input type="checkbox"/>	<input type="checkbox"/>
Radiated Emission from Digital Part And Receiver L.O.	15.109	<input checked="" type="checkbox"/>	<input checked="" type="checkbox"/>	<input type="checkbox"/>
Radiated Emission FCC part 15.109	15.109	<input checked="" type="checkbox"/>	<input checked="" type="checkbox"/>	<input type="checkbox"/>
Out of Band Spurious Emission, Band edge-Transmitter operating	15.249 (e)	<input checked="" type="checkbox"/>	<input checked="" type="checkbox"/>	<input type="checkbox"/>
Power Line Conducted Emission	15.207	<input checked="" type="checkbox"/>	<input checked="" type="checkbox"/>	<input type="checkbox"/>

The follows is intended to leave blank.



Registration number: W6M20607-7130-P-15
 FCC ID: UJ97510

3.1 Peak Output Power (transmitter)

FCC Rule: 15.249 (b)

This measurement applies to equipment with an integral antenna and to equipment with an antenna connector and equipped with an antenna as declared by the applicant.

The power was measured with modulation (declared by the applicant).

Test conditions Frequency 1		Transmitter field strength of fundamental	Transmitter field strength of harmonics
		[dB μ V/m]	
T _{nom} = 23 ° C	V _{nom} = 3 V	86.87	--
Measurement uncertainty		< 3 dB	


Test conditions Frequency 2		Transmitter field strength of fundamental	Transmitter field strength of harmonics
		[dB μ V/m]	
T _{nom} = 23 ° C	V _{nom} = 3 V	86.37	--
Measurement uncertainty		< 3 dB	

Test conditions Frequency 3		Transmitter field strength of fundamental	Transmitter field strength of harmonics
		[dB μ V/m]	
T _{nom} = 23 ° C	V _{nom} = 3 V	85.95	--
Measurement uncertainty		< 3 dB	

Test equipment used: ETSTW-RE 003, ETSTW-RE 004, ETSTW-RE 030, ETSTW-RE 017
 Remarks: The diagrams for the field strength measurements are included in appendix.

3.2 Equivalent isotropic radiated power

Because using a permanent antenna there are no deviations from the radiated test results according 3.1.



Registration number: W6M20607-7130-P-15
 FCC ID: UJ97510

3.2.1 Transmitter

Integral Antenna:

At the transmitter the measurement was transacted with the modulation declared by the manufacturer and the maximum available output power of the EUT.
 In this arrangement the EUT fulfils the requirements of the FCC rules § 15.249, subpart C, This unit uses permanent antenna. There is no provision for an external antenna (see photo).

3.3 RF Exposure Compliance Requirements

Not applicable for this Wireless 2.4G Mouse for the low power level.

3.4 Out of Band Radiated Emissions

FCC Rule: 15.249 (d) (e), 15.35(b)

Emission radiated outside of the specified frequency bands, except for harmonics, shall be attenuated by at least 50 dB below the level of the fundamental or to the general radiated emission limits in section 15.209, whichever is the lesser attenuation.

For frequency above 1000 MHz, the field strength limits are based on average limits. However, the peak field strength of any emission shall not exceed the maximum permitted average limits specified above by more than 20 dB under any condition of modulation. For point-to-point operation, the peak field strength shall not exceed 2500 millivolts/meter at 3 meters along the antenna azimuth.

Limits:

Frequency of Emission (MHz)	Field strength (microvolts/meter)	Field Strength (dB microvolts/meter)
30 - 88	100	40.0
88 – 216	150	43.5
216 – 960	200	46.5
Above 960	500	54.0

For frequencies above 1 GHz (Peak measurements).

Limit + 20 dB

$$54.0 \text{ dB}\mu\text{V/m} + 20 \text{ dB} = 74 \text{ dB}\mu\text{V/m}$$

Or

Must be antenuatted at least 50dB below the level of fundament

Test equipment used: ETSTW-RE 003, ETSTW-RE 004, ETSTW-RE 030, ETSTW-RE 017, ETSTW-RE 028, ETSTW-RE 029, ETSTW-RE 042, ETSTW-RE 043

Remark: see attached diagram

Registration number: W6M20607-7130-P-15

FCC ID: UJ97510

3.5 Spurious emission (tx)

Spurious emission was measured with modulation (declared by manufacturer).

Emission radiated outside of the specified frequency bands, except for harmonics, shall be attenuated by at least 50 dB below the level of the fundamental or to the general radiated emission limits in section 15.209, whichever is the lesser attenuation.

For frequencies above 1000 MHz, the field strength limits are based on average limits. However, the peak field strength of any emission shall not exceed the maximum permitted average limits specified above by more than 20 dB under any condition of modulation. For point-to-point operation, the peak field strength shall not exceed 2500 millivolts/meter at 3 meters along the antenna azimuth.

SAMPLE CALCULATION OF LIMIT. ALL results will be updated by an automatic measuring system in accordance with point 2.3.

The peak and average spurious emission plots was measured with the average limits.

The critical peak value listed in the table agrees with the above calculated limits.

Summary table with radiated data of the test plots

Low Channel

Antenna Polarization	Frequency Marker (MHz)	Corrected Reading (dBuv)	Correction Factor (dB)	Detector	Test Result (dBuV/m)	Compliance Limit (dBuV/m)	Margin (dB)	Table Azimuth (degree)	Antenna Height (cm)
H	71.9040	11.82	11.65	PK	23.47	40	16.53	142	315
	1589.7894	56.47	-7.08	PK	49.39	54	4.61	149	115
	1991.7109	61.18	-3.87	PK	57.31	74	16.69	167	135
	1991.7109	50.81	-3.87	AV	46.94	54	7.06	167	135
	3200.6908	50.39	0.33	PK	50.72	54	3.28	184	195
	4674.2193	47.95	4.03	PK	51.98	74	22.02	173	140
	4674.2193	40.34	4.03	AV	44.37	54	9.63	173	140
	4857.7246	45.21	4.68	PK	49.89	54	4.11	126	105
	7222.4152	49.79	7.61	PK	57.4	74	16.60	151	145
	7222.4152	36.95	7.61	AV	44.56	54	9.44	151	145

Registration number: W6M20607-7130-P-15


FCC ID: UJ97510

Antenna Polarization	Frequency Marker (MHz)	Corrected Reading (dBuv)	Correction Factor (dB)	Detector	Test Result (dBuV/m)	Compliance Limit (dBuV/m)	Margin (dB)	Table Azimuth (degree)	Antenna Height (cm)
V	71.9040	22.87	11.65	PK	34.52	40	5.48	140	205
	1589.2762	52.34	-7.07	PK	45.27	54	8.73	176	155
	1991.7008	47.80	-3.88	PK	43.92	54	10.08	182	155
	4674.6271	47.83	4.04	PK	51.87	74	22.13	149	135
	4674.6271	39.95	4.04	AV	43.99	54	10.01	149	135
	4819.0691	54.23	4.51	PK	58.74	74	15.26	123	115
	4819.0691	44.02	4.51	AV	48.53	54	5.47	123	115
	9638.1452	39.44	10.69	PK	50.13	54	3.87	146	130

Middle Channel

Antenna Polarization	Frequency Marker (MHz)	Corrected Reading (dBuv)	Correction Factor (dB)	Detector	Test Result (dBuV/m)	Compliance Limit (dBuV/m)	Margin (dB)	Table Azimuth (degree)	Antenna Height (cm)
H	71.9040	11.87	11.65	PK	23.52	40	16.48	144	320
	1997.9451	61.09	-3.42	PK	57.67	74	16.33	172	140
	1997.9451	50.74	-3.42	AV	47.32	54	6.68	172	140
	3200.8427	46.93	0.34	PK	47.27	54	6.73	193	185
	4697.9327	48.16	4.33	PK	52.49	74	21.51	168	125
	4697.9327	40.38	4.33	AV	44.71	54	9.29	168	125
	4873.7521	52.73	4.75	PK	57.48	74	16.52	142	150
	4873.7521	43.62	4.75	AV	48.37	54	5.63	142	150

Antenna Polarization	Frequency Marker (MHz)	Corrected Reading (dBuv)	Correction Factor (dB)	Detector	Test Result (dBuV/m)	Compliance Limit (dBuV/m)	Margin (dB)	Table Azimuth (degree)	Antenna Height (cm)
V	71.9040	22.36	11.65	PK	34.01	40	5.99	140	205
	1589.1424	55.68	-7.07	PK	48.61	54	5.39	192	135
	1991.9231	49.82	-3.58	PK	46.24	54	7.76	173	155
	4697.1278	47.80	4.33	PK	52.13	74	21.87	144	125
	4697.1278	40.13	4.33	AV	44.46	54	9.54	144	125
	4873.3413	53.74	4.75	PK	58.49	74	15.51	169	140
	4873.3413	43.46	4.75	AV	48.21	54	5.79	169	140



Registration number: W6M20607-7130-P-15
 FCC ID: UJ97510

High Channel

Antenna Polarization	Frequency Marker (MHz)	Corrected Reading (dBuv)	Correction Factor (dB)	Detector	Test Result (dBuV/m)	Compliance Limit (dBuV/m)	Margin (dB)	Table Azimuth (degree)	Antenna Height (cm)
H	71.9040	11.32	11.65	PK	22.97	40	17.03	150	315
	1589.1742	51.19	-7.07	PK	44.12	54	9.88	173	175
	1991.9814	47.59	-3.58	PK	44.01	54	9.99	169	180
	4945.8125	54.18	4.45	PK	58.63	74	15.37	174	160
	4945.8125	43.56	4.45	AV	48.01	54	5.99	174	160
	5058.1974	51.55	3.94	PK	55.49	74	18.51	196	155
	5058.1974	40.43	3.94	AV	44.37	54	9.63	196	155

Antenna Polarization	Frequency Marker (MHz)	Corrected Reading (dBuv)	Correction Factor (dB)	Detector	Test Result (dBuV/m)	Compliance Limit (dBuV/m)	Margin (dB)	Table Azimuth (degree)	Antenna Height (cm)
V	71.9040	22.87	11.65	PK	34.52	40	5.48	149	245
	1595.1472	51.58	-7.05	PK	44.53	54	9.47	198	145
	1997.8412	47.00	-3.88	PK	43.12	54	10.88	172	150
	4945.8125	54.26	4.45	PK	58.71	74	15.29	161	115
	4945.8125	43.48	4.45	AV	47.93	54	6.07	161	115
	5058.1974	51.42	3.94	PK	55.36	74	18.64	210	160
	5058.1974	40.27	3.94	AV	44.21	54	9.79	210	160

- Note**
1. Correction Factor = Antenna factor + Cable loss - Preamplifier
 2. The formula of measured value as: Test Result = Corrected Reading + Correction Factor
 3. Detector function in the form : P = Peak, QP = Quasi Peak, AV = Average

Freq. – Frequency Range:

- 1: 30 - 200 MHz
- 2: 200 - 1000 MHz
- 3: 1 - 4 GHz
- 4: 4 - 8 GHz
- 5: 8 - 12 GHz
- 6: 12 - 17 GHz
- 7: 17 - 26.5 GHz

TEST RESULT (Transmitter): The unit DOES meet the FCC requirements.

Comment: see attached diagrams

Test equipment used: ETSTW-RE 003, ETSTW-RE 004, ETSTW-RE 030, ETSTW-RE 017, ETSTW-RE 028, ETSTW-RE 029, ETSTW-RE 042, ETSTW-RE 043

Registration number: W6M20607-7130-P-15
FCC ID: UJ97510

3.6 Radiated Emission from Digital Part And Receiver L.O.

Summary table with radiated data of the test plots

RX
Low Channel

Antenna Polarization	Frequency Marker (MHz)	Corrected Reading (dBuv)	Correction Factor (dB)	Detector	Test Result (dBuV/m)	Compliance Limit (dBuV/m)	Margin (dB)	Table Azimuth (degree)	Antenna Height (cm)
H	71.9040	12.43	11.65	PK	24.08	40	15.92	109	315
	299.5630	24.24	15.23	PK	39.47	46	6.53	71	285
	632.1450	14.99	22.43	PK	37.42	46	8.58	92	250
	1589.1742	49.21	-7.07	PK	42.14	54	11.86	49	150
	1997.8412	53.00	-3.88	PK	49.12	54	4.88	101	155
	4857.7240	42.86	4.68	PK	47.54	54	6.46	111	150

Antenna Polarization	Frequency Marker (MHz)	Corrected Reading (dBuv)	Correction Factor (dB)	Detector	Test Result (dBuV/m)	Compliance Limit (dBuV/m)	Margin (dB)	Table Azimuth (degree)	Antenna Height (cm)
V	71.9040	22.93	11.65	PK	34.58	40	5.42	114	240
	342.6750	23.16	16.37	PK	39.53	46	6.47	290	315
	716.1450	15.76	23.82	PK	39.58	46	6.42	90	315
	1727.4312	47.57	-6.01	PK	41.56	54	12.44	42	115
	2448.8143	38.40	0.14	PK	38.54	54	15.46	99	115

Middle Channel

Antenna Polarization	Frequency Marker (MHz)	Corrected Reading (dBuv)	Correction Factor (dB)	Detector	Test Result (dBuV/m)	Compliance Limit (dBuV/m)	Margin (dB)	Table Azimuth (degree)	Antenna Height (cm)
H	71.9040	12.92	11.65	PK	24.57	40	15.43	108	320
	342.6750	21.75	16.37	PK	38.12	46	7.88	312	280
	716.1450	15.60	23.82	PK	39.42	46	6.58	92	315
	1589.1742	49.21	-7.07	PK	42.14	54	11.86	41	155
	1997.8412	53.00	-3.88	PK	49.12	54	4.88	100	150
	4873.7521	43.37	4.75	PK	48.12	54	5.88	111	115

Registration number: W6M20607-7130-P-15

FCC ID: UJ97510


Antenna Polarization	Frequency Marker (MHz)	Corrected Reading (dBuv)	Correction Factor (dB)	Detector	Test Result (dBuV/m)	Compliance Limit (dBuV/m)	Margin (dB)	Table Azimuth (degree)	Antenna Height (cm)
V	71.9040	22.47	11.65	PK	34.12	40	5.88	115	250
	299.5630	22.35	15.23	PK	37.58	46	8.42	90	245
	632.1450	14.58	22.43	PK	37.01	46	8.99	41	305
	1589.1742	46.19	-7.07	PK	39.12	54	14.88	40	150
	1997.8412	42.44	-3.88	PK	38.56	54	15.44	98	170
	4873.7521	39.37	4.75	PK	44.12	54	9.88	109	110

High Channel

Antenna Polarization	Frequency Marker (MHz)	Corrected Reading (dBuv)	Correction Factor (dB)	Detector	Test Result (dBuV/m)	Compliance Limit (dBuV/m)	Margin (dB)	Table Azimuth (degree)	Antenna Height (cm)
H	71.9040	11.91	11.65	PK	23.56	40	16.44	111	315
	299.5630	24.35	15.23	PK	39.58	46	6.42	72	300
	1589.1742	49.21	-7.07	PK	42.14	54	11.86	101	145
	1997.8412	49.84	-3.88	PK	45.96	54	8.04	100	150
	4945.8125	45.75	4.45	PK	50.20	54	3.80	42	145

Antenna Polarization	Frequency Marker (MHz)	Corrected Reading (dBuv)	Correction Factor (dB)	Detector	Test Result (dBuV/m)	Compliance Limit (dBuV/m)	Margin (dB)	Table Azimuth (degree)	Antenna Height (cm)
V	71.9040	22.93	11.65	PK	34.58	40	5.42	109	250
	342.1470	21.19	16.39	PK	37.58	46	8.42	172	315
	716.1450	16.32	23.82	PK	40.14	46	5.86	100	300
	1589.1742	45.63	-7.07	PK	38.56	54	15.44	100	150
	1997.8412	42.89	-3.88	PK	39.01	54	14.99	101	155
	4945.8125	41.70	4.45	PK	46.15	54	7.85	44	150

- Note**
1. Correction Factor = Antenna factor + Cable loss - Preamplifier
 2. The formula of measured value as: Test Result = Corrected Reading + Correction Factor
 3. Detector function in the form : P = Peak, QP = Quasi Peak, AV = Average



Registration number: W6M20607-7130-P-15
 FCC ID: UJ97510

Digital

Antenna Polarization	Frequency Marker (MHz)	Corrected Reading (dBuV)		Correction Factor (dB)	Test Result (dBuV/m)		Compliance Limit (dBuV/m)	Margin (dB)		Table Azimuth (degree)	Antenna Height (cm)
		PK	QP		PK	QP		PK	QP		
H	165.482	9.64	--	14.48	24.12	--	30.0	--	5.88	49	315
	211.142	12.78	--	11.81	24.59	--	30.0	--	5.41	111	325
	583.141	10.03	--	22.08	32.11	--	37.0	--	4.89	212	250

Antenna Polarization	Frequency Marker (MHz)	Corrected Reading (dBuV)		Correction Factor (dB)	Test Result (dBuV/m)		Compliance Limit (dBuV/m)	Margin (dB)		Table Azimuth (degree)	Antenna Height (cm)
		PK	QP		PK	QP		PK	QP		
V	30.579	--	13.82	12.30	--	26.12	30.0	--	3.88	12	250
	69.742	--	13.33	11.39	--	24.72	30.0	--	5.28	51	255
	196.458	--	13.38	11.74	--	25.12	30.0	--	4.88	113	245
	257.742	14.79	--	13.73	28.52	--	37.0	--	8.48	314	260


- Note**
1. Correction Factor = Antenna factor + Cable loss - Preamplifier
 2. The formula of measured value as: Test Result = Corrected Reading + Correction Factor
 3. Detector function in the form : P = Peak, QP = Quasi Peak, AV = Average

Except for Class A digital devices, the field strength of radiated emissions from unintentional radiators at a distance of 3 meters shall not exceed the following values:

Frequency of Emission (MHz)	Field Strength (microvolts/meter)	Field Strength (dBmicrovolts/meter)
30 – 88	100	40.0
88 – 216	150	43.5
216 – 960	200	46.0
Above 960	500	54.0

Test equipment used: ETSTW-RE 003, ETSTW-RE 004, ETSTW-RE 028, ETSTW-CS 029, ETSTW-RE 042, ETSTW-RE 043

Comment: see attached diagram



Registration number: W6M20607-7130-P-15
 FCC ID: UJ97510

3.7 Radiated Emission on the band edge

From the following plots, they show that the fundamental emissions are confined in the specified band and hey at least 50 dB below the carrier level at band edge (2400 and 2483.5 MHz). It meets the requirement of section 15.249(d).

Test conditions Tnom = 23°C, Vnom = 3V Frequency [MHz]	Transmitter field strength of Radiated Emission	Transmitter field strength of Radiated Emission
	(Peak Detector)	(Average Detector)
	[dBµV/m]	
2400	--	--
2483.5	--	--

Limit:

Frequency Range (MHz)	Limit (dBµV/m)	
	Peak	Average
902 – 928		
2400 – 2483,5		
5725 – 5875	74	54
24000 - 24250		

Test equipment used: ETSTW-RE 003, ETSTW-RE 004, ETSTW-RE 017, ETSTW-RE 030

Comment: This test is not required because the bandwidth is 1.2 MHz.
 Please see attached diagram as appendix D.



Registration number: W6M20607-7130-P-15

FCC ID: UJ97510

3.8 Power Line Conducted Emission

For an intentional radiator which is designed to be connected to the public utility (AC) power line, the radio frequency voltage that is conducted back onto the AC line on any frequency or frequencies within the band 150 kHz to 30 MHz shall not exceed the limits in the table bellows with this provision shall be based on the measurement of the radio frequency voltage between each power line and ground at the power terminals.

This measurement was transacted first with instrumentation using an average and peak detector and a 10 kHz bandwidth. If the peak detector achieves a calculated level, the measurement is repeated by an instrumentation using a quasi-peak detector.

Frequency	Level (dBμV)	
	quasi-peak	average
150 kHz	lower limit line	Lower limit line

Limits:

Frequency of Emission (MHz)	Conducted Limit (dBuV)	
	Quasi Peak	Average
0.15-0.5	66 to 56	56 to 46
0.5-5	56	46
5-30	60	50

Test equipment used: ETSTW-CE 001, ETSTW-CE 003, ETSTW-RE 004, ETSTW-RE 006


Comment: This test is not required because the sample is battery used.



Registration number: W6M20607-7130-P-15
FCC ID: UJ97510

Appendix

- A Fundamental Field Strength
- B Spurious Emissions radiated
- C Radiated Emission from Digital Part and Receiver L.O
- D Bandwidth
- E Power Line Conducted Emission
- F Pictures



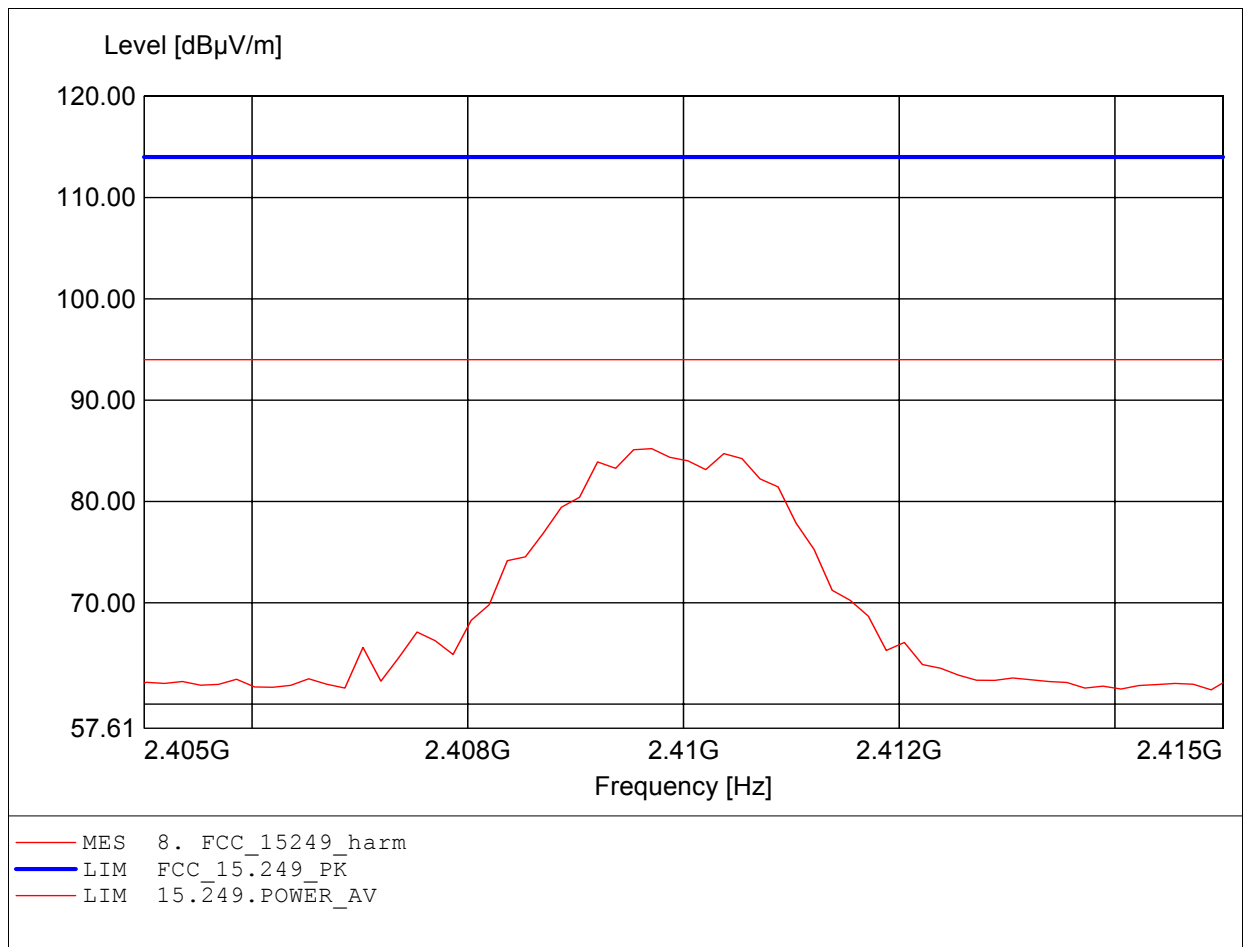
Appendix A

Fundamental Field Strength

Carrier power (Field Strength)

FCC RULES PART 15, SUBPART C / LP0002

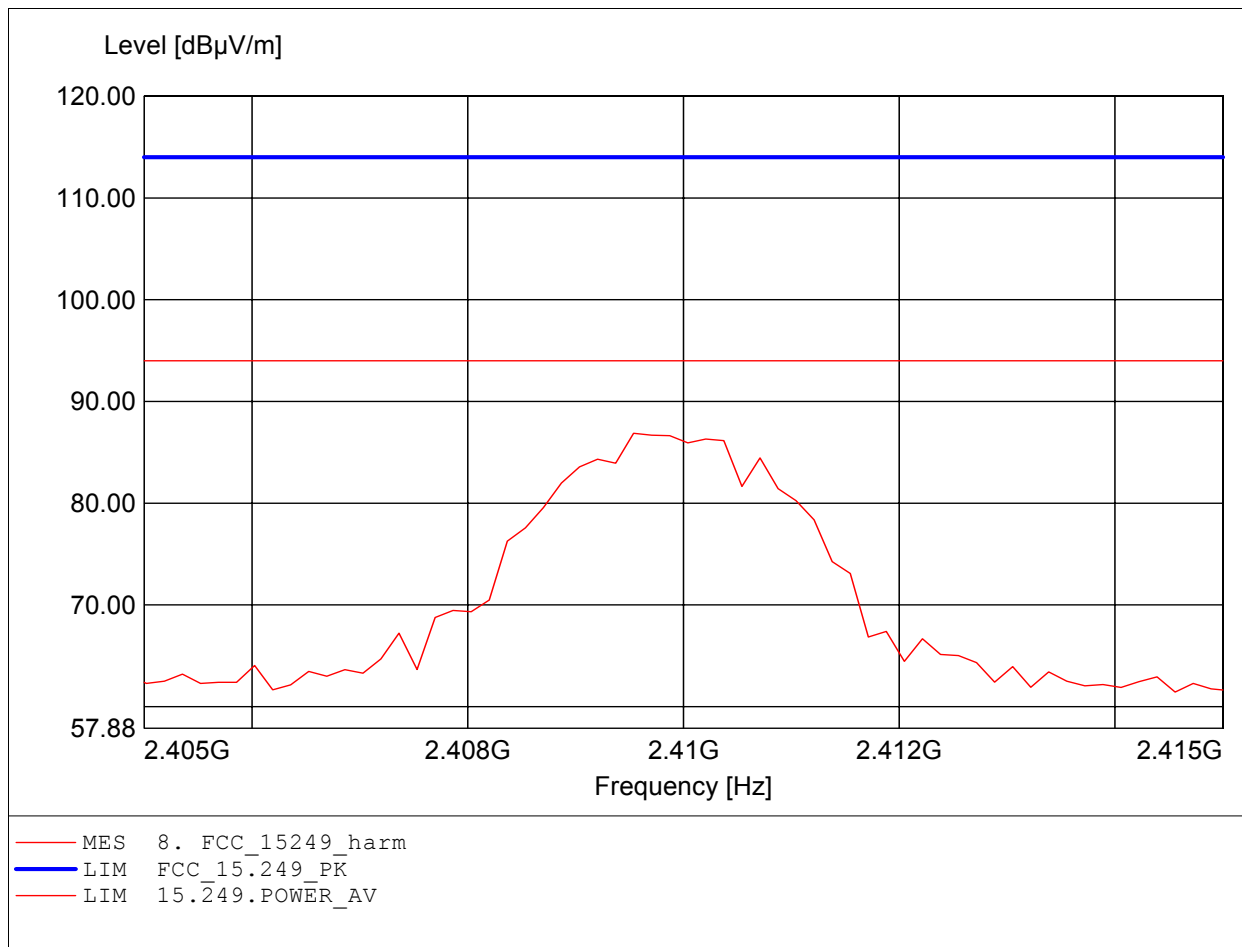
Order Number : W6M20607-7130 (low channel)
Test Site / Operator: ETS / Michael
Temperature: Temp.: 23.9°C
Test Specification: according to §15.249, peak detector
Comment 1: Dist.: 3m, Ant.: HL025
Freq: 2.410GHz, Emax: 85.22dBµV/m, RBW: 1MHz



Carrier power (Field Strength)

FCC RULES PART 15, SUBPART C / LP0002

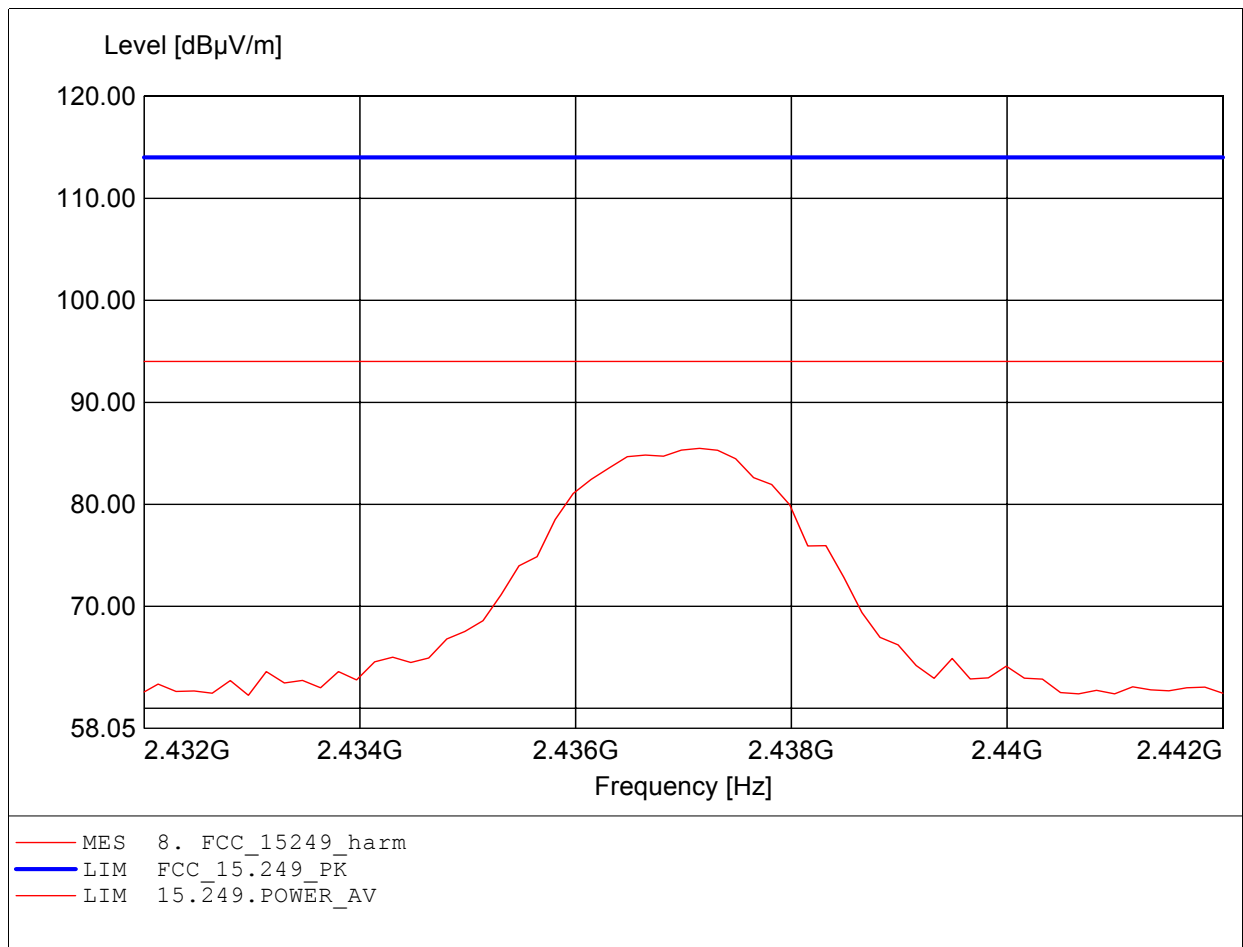
Order Number : W6M20607-7130 (low channel)
Test Site / Operator: ETS / Michael
Temperature: Temp.: 23.9°C
Test Specification: according to §15.249, peak detector
Comment 1: Dist.: 3m, Ant.: HL025
Freq: 2.410GHz, Emax: 86.87dBµV/m, RBW: 1MHz



Carrier power (Field Strength)

FCC RULES PART 15, SUBPART C / LP0002

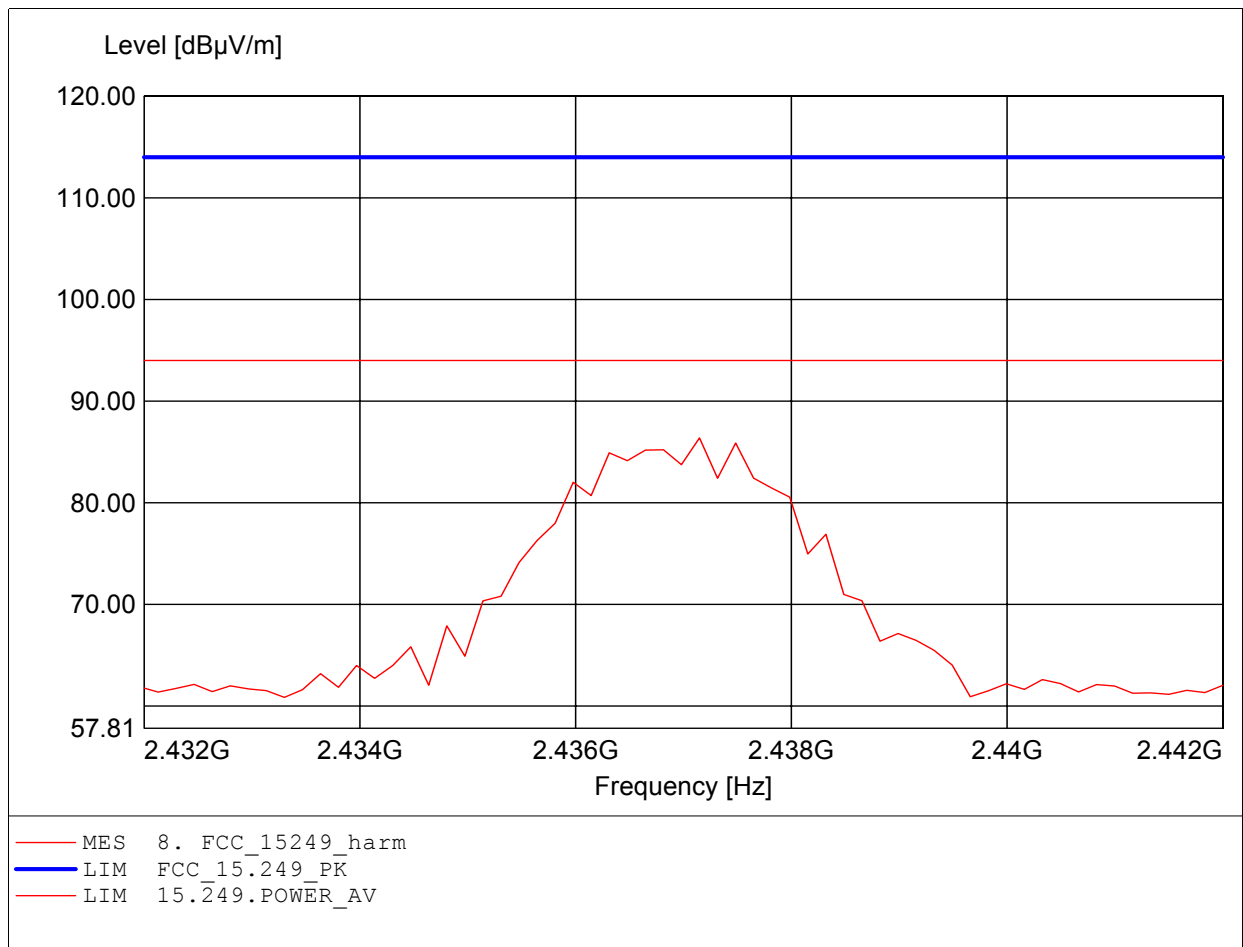
Order Number : W6M20607-7130 (middle channel)
Test Site / Operator: ETS / Michael
Temperature: Temp.: 23.9°C
Test Specification: according to §15.249, peak detector
Comment 1: Dist.: 3m, Ant.: HL025
Freq: 2.437GHz, Emax: 85.49dBμV/m, RBW: 1MHz



Carrier power (Field Strength)

FCC RULES PART 15, SUBPART C / LP0002

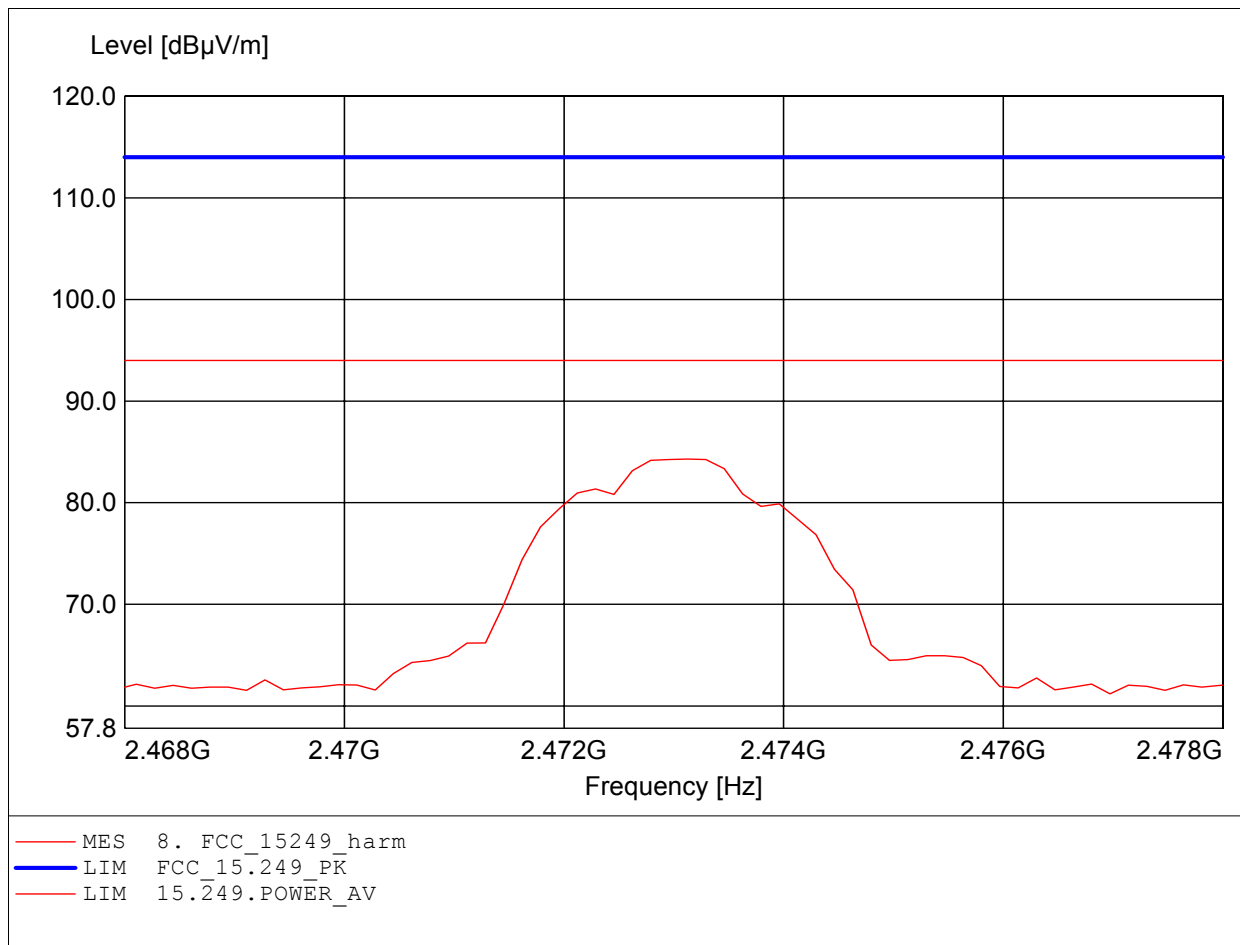
Order Number : W6M20607-7130 (middle channel)
Test Site / Operator: ETS / Michael
Temperature: Temp.: 23.9°C
Test Specification: according to §15.249, peak detector
Comment 1: Dist.: 3m, Ant.: HL025
Freq: 2.437GHz, Emax: 86.37dBµV/m, RBW: 1MHz



Carrier power (Field Strength)

FCC RULES PART 15, SUBPART C / LP0002

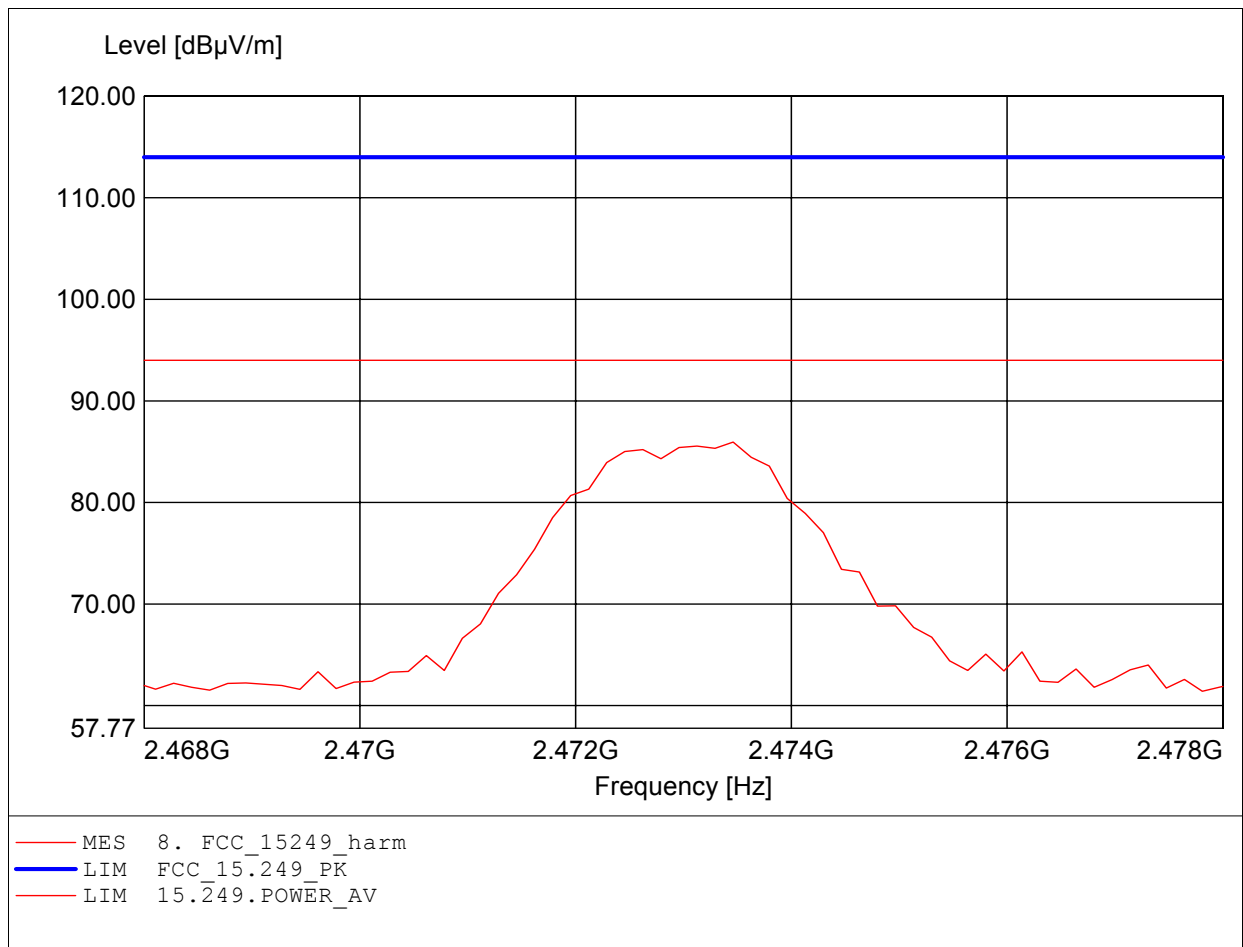
Order Number : W6M20607-7130 (high channel)
Test Site / Operator: ETS / Michael
Temperature: Temp.: 23.9°C
Test Specification: according to §15.249, peak detector
Comment 1: Dist.: 3m, Ant.: HL025
Freq: 2.473GHz, Emax: 84.29dBµV/m, RBW: 1MHz



Carrier power (Field Strength)

FCC RULES PART 15, SUBPART C / LP0002

Order Number : W6M20607-7130 (high channel)
Test Site / Operator: ETS / Michael
Temperature: Temp.: 23.9°C
Test Specification: according to §15.249, peak detector
Comment 1: Dist.: 3m, Ant.: HL025
Freq: 2.473GHz, Emax: 85.95dBµV/m, RBW: 1MHz





Appendix B

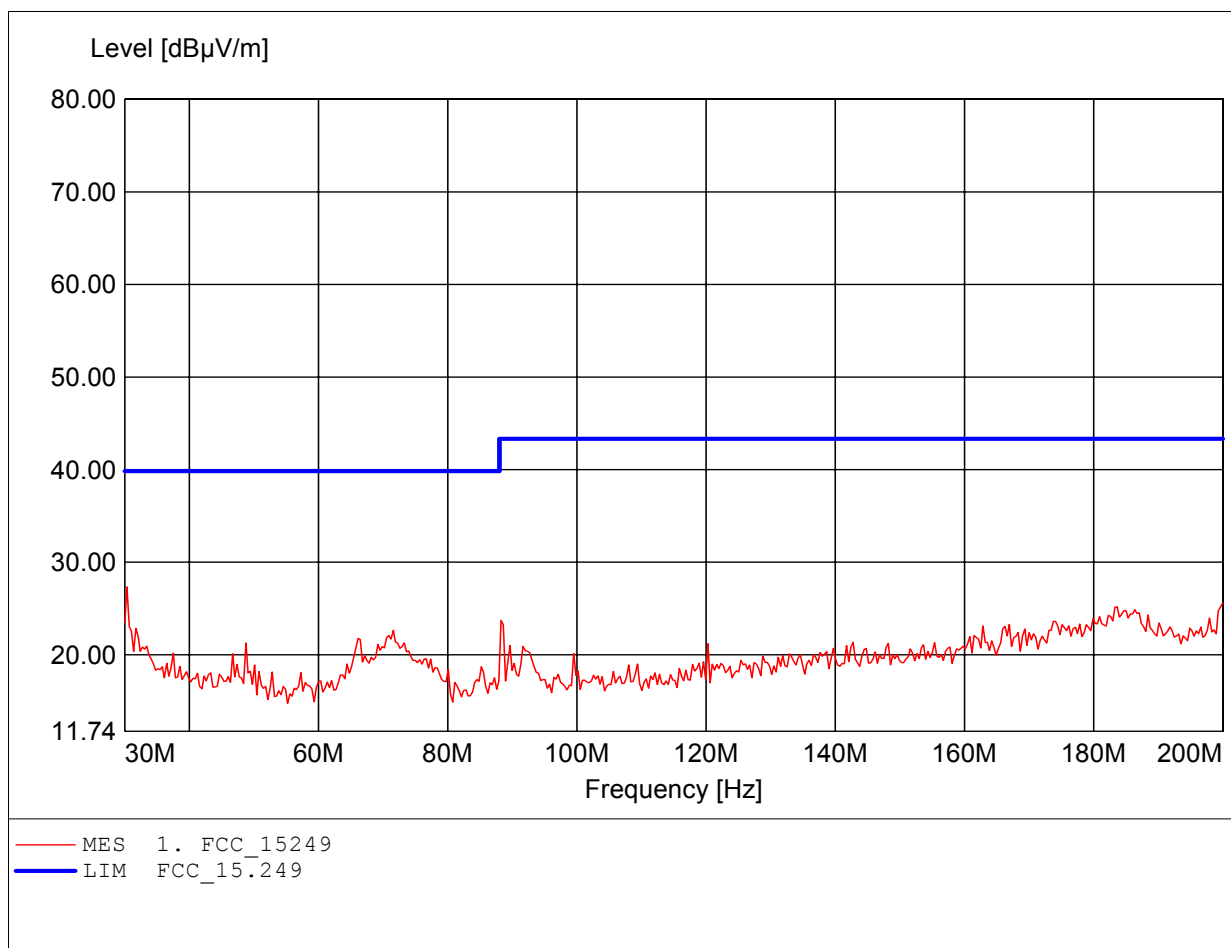
Spurious Emissions radiated

The measurement diagrams plots attached below are preliminary wideband scan with a peak detector for reference only. The final test results are listed on section 3.5

Spurious emissions Field Strength

FCC RULES PART 15, SUBPART C / LP0002

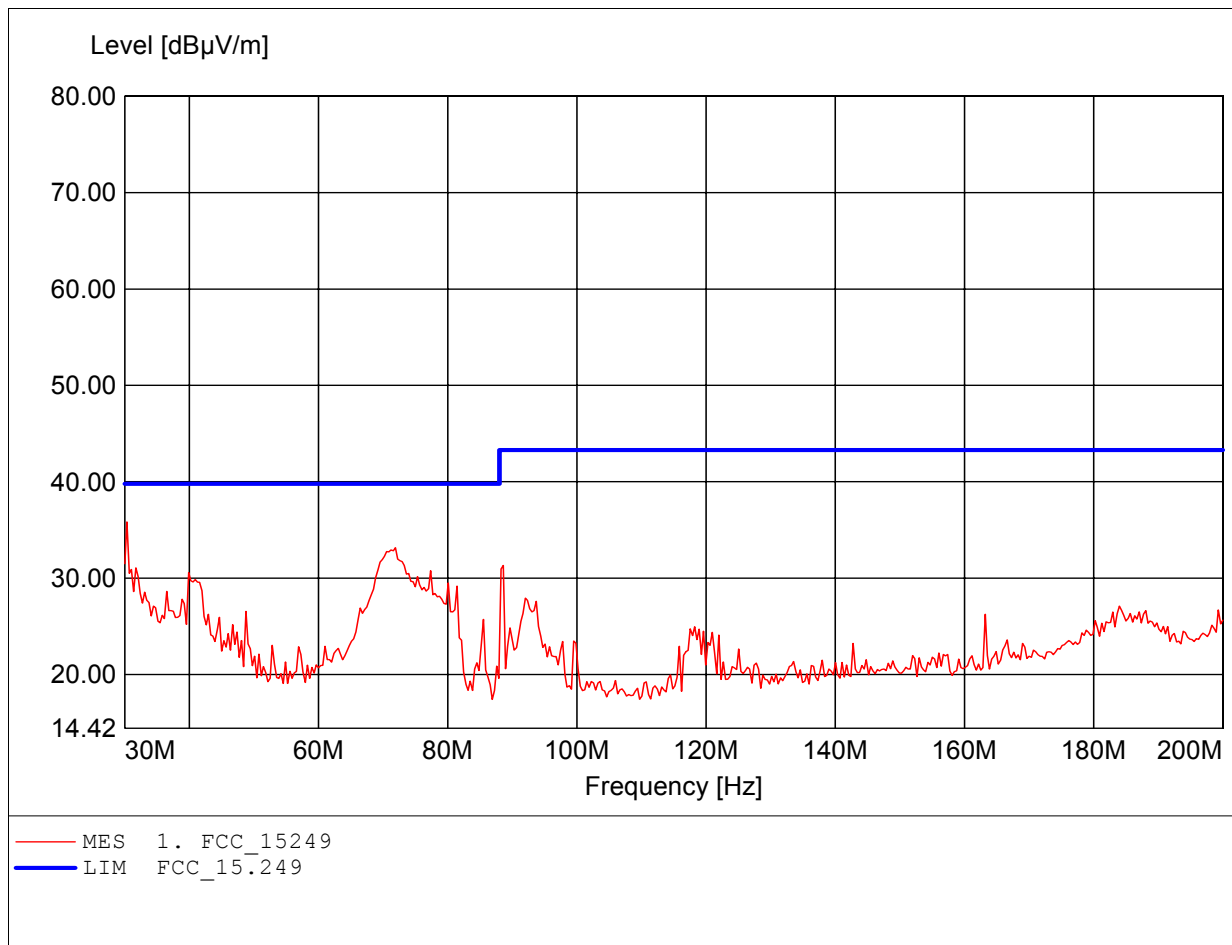
Order Number : W6M20607-7130 (low channel)
Test Site / Operator: ETS / Charles
Temperature: Temp.: 23.9°C
Test Specification: according to §15.249, peak detector
Comment 1: Dist.: 3m, Ant.: HK 116
Freq: 30.341MHz, Emax: 27.33dBµV/m, RBW: 100kHz



Spurious emissions Field Strength

FCC RULES PART 15, SUBPART C / LP0002

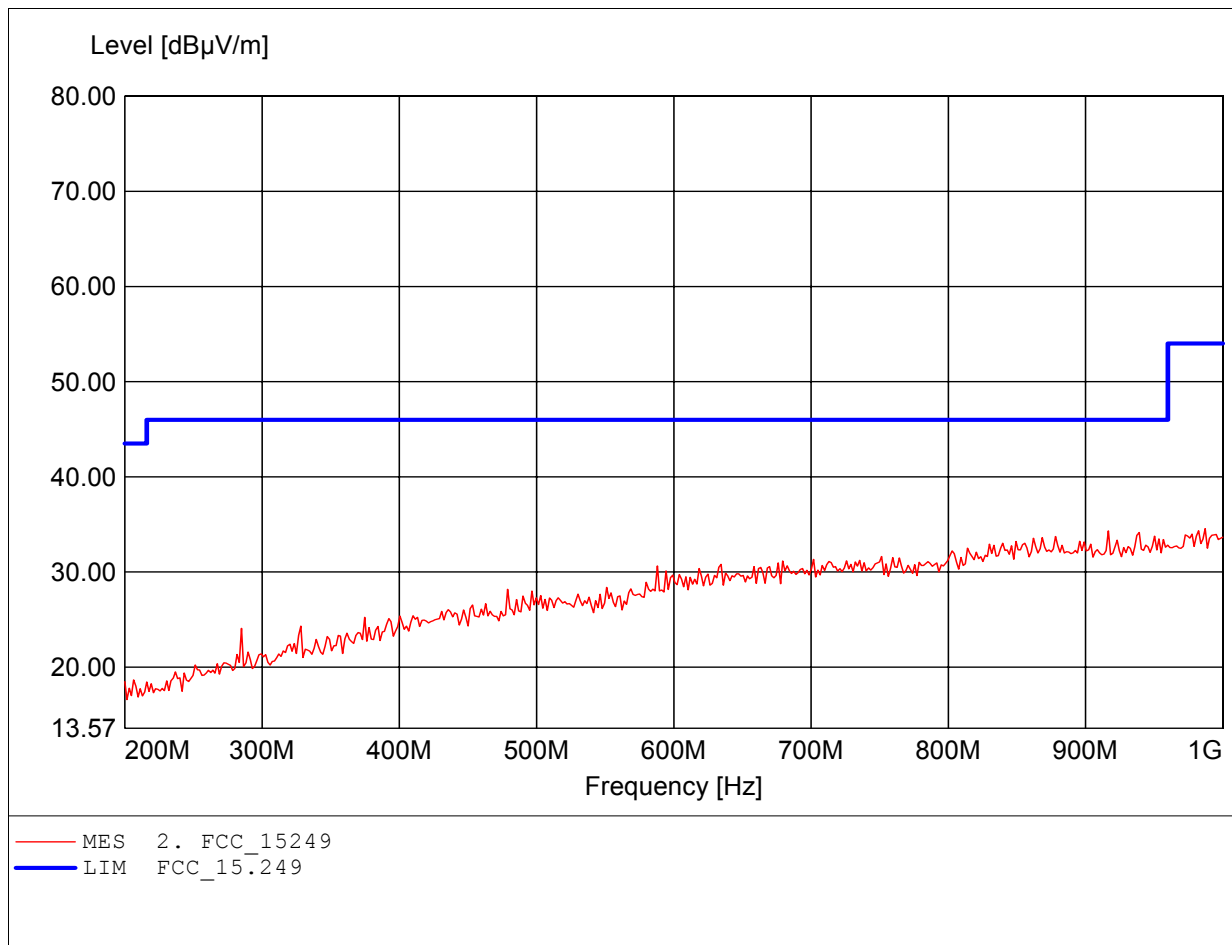
Order Number : W6M20607-7130 (low channel)
Test Site / Operator: ETS / Charles
Temperature: Temp.: 23.9°C
Test Specification: according to §15.249, peak detector
Comment 1: Dist.: 3m, Ant.: HK 116
Freq: 30.341MHz, Emax: 35.83dBµV/m, RBW: 100kHz



Spurious emissions Field Strength

FCC RULES PART 15, SUBPART C / LP0002

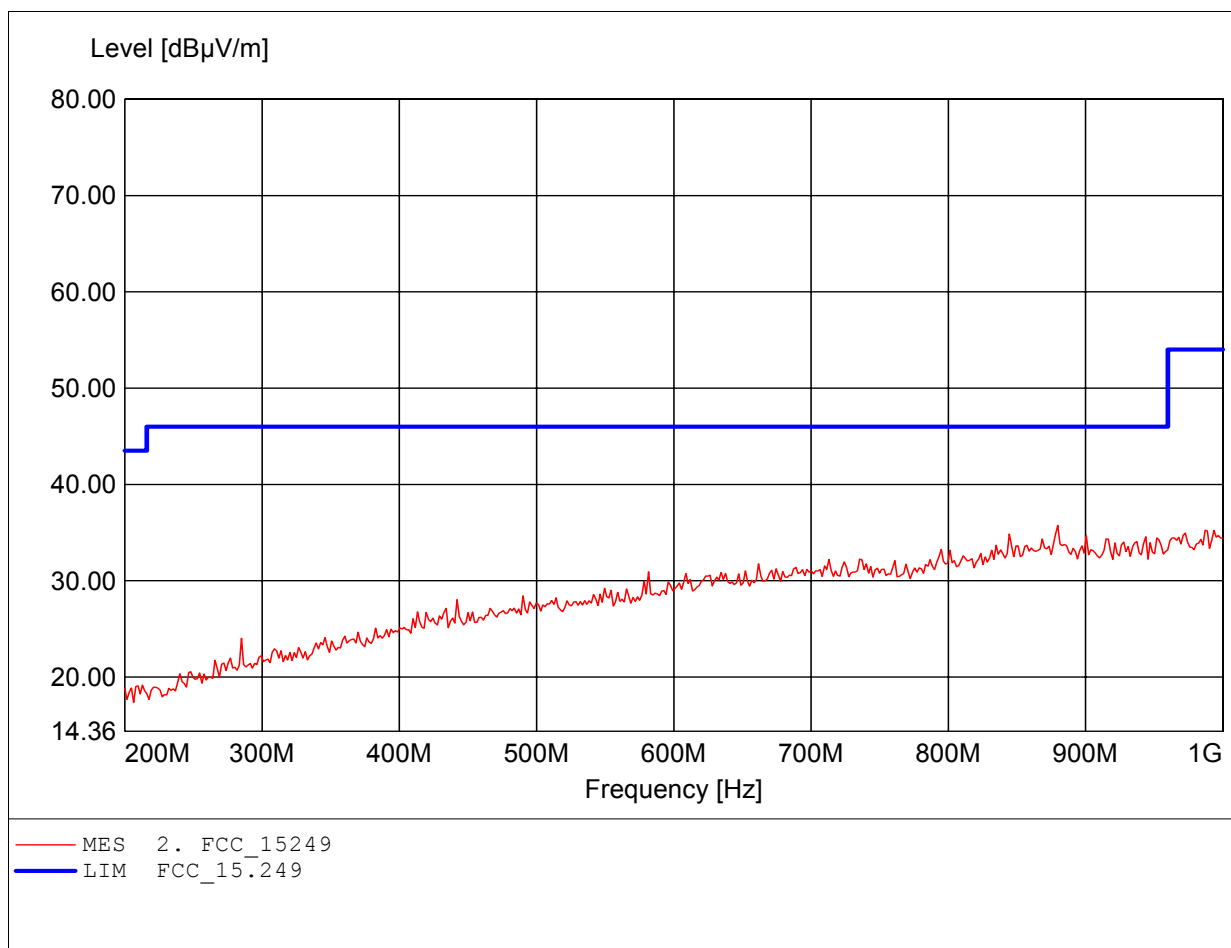
Order Number : W6M20607-7130 (low channel)
Test Site / Operator: ETS / Charles
Temperature: Temp.: 23.9°C
Test Specification: according to §15.249, peak detector
Comment 1: Dist.: 3m, Ant.: HL 223, amplif.
Freq: 987.174MHz, Emax: 34.54dBµV/m, RBW: 100kHz



Spurious emissions Field Strength

FCC RULES PART 15, SUBPART C / LP0002

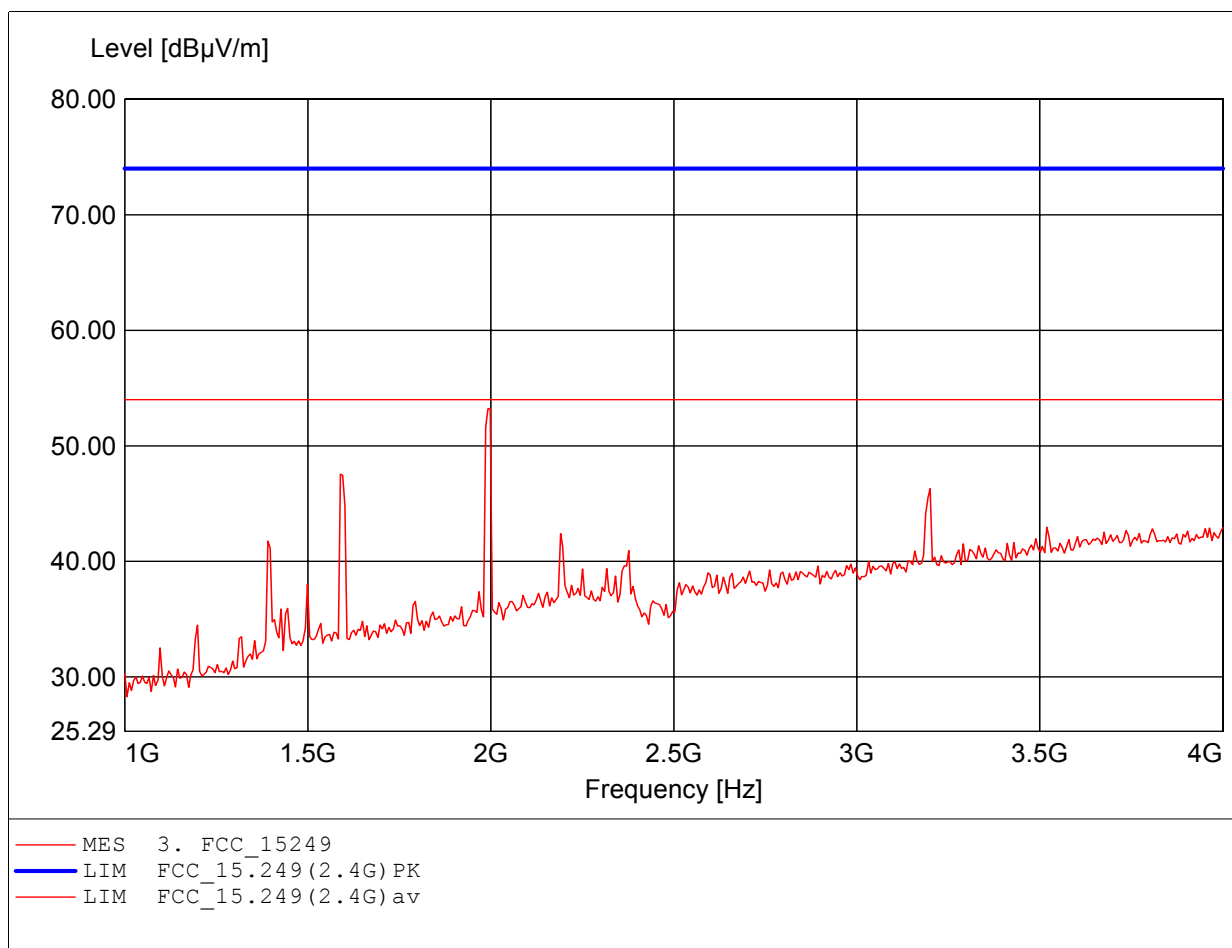
Order Number : W6M20607-7130 (low channel)
Test Site / Operator: ETS / Charles
Temperature: Temp.: 23.9°C
Test Specification: according to §15.249, peak detector
Comment 1: Dist.: 3m, Ant.: HL 223, amplif.
Freq: 879.760MHz, Emax: 35.74dBµV/m, RBW: 100kHz



Spurious emissions Field Strength

FCC RULES PART 15, SUBPART C / LP0002

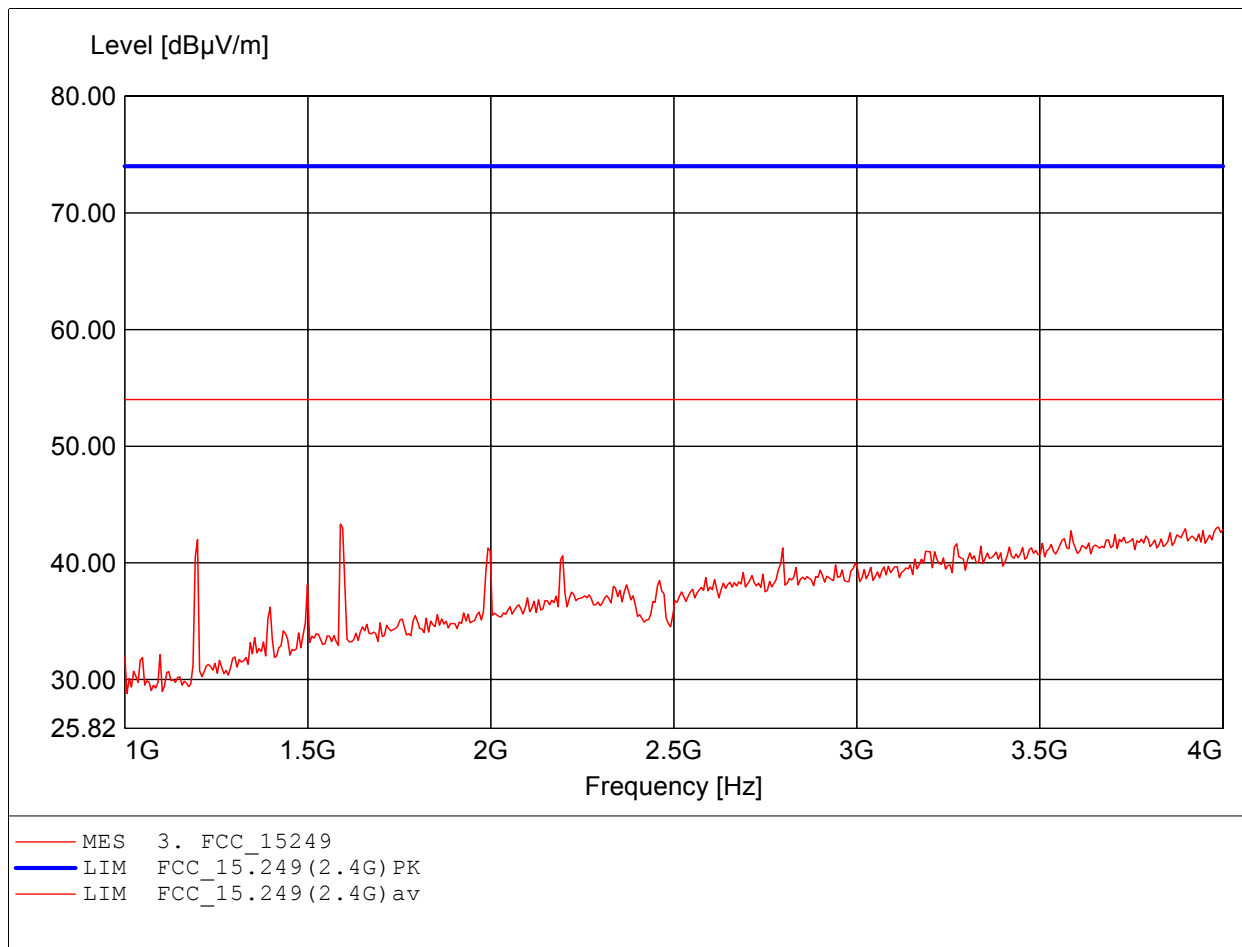
Order Number : W6M20607-7130 (low channel)
Test Site / Operator: ETS / Charles
Temperature: Temp.: 23.9°C
Test Specification: according to §15.249, peak detector
Comment 1: Dist.: 3m, Ant.: HL025, amplif.
Freq: 1.998GHz, Emax: 53.25dBµV/m, RBW: 1MHz



Spurious emissions Field Strength

FCC RULES PART 15, SUBPART C / LP0002

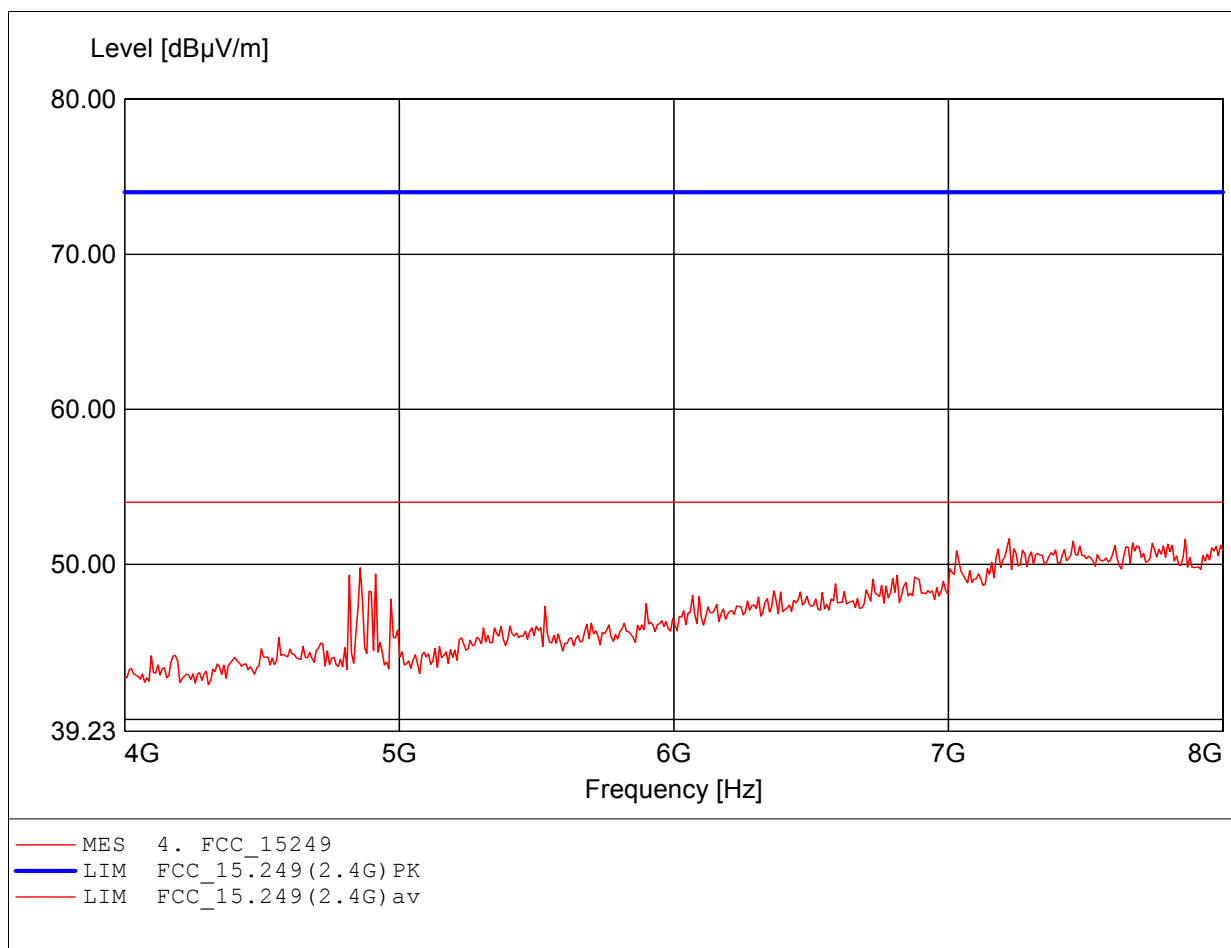
Order Number : W6M20607-7130 (low channel)
Test Site / Operator: ETS / Charles
Temperature: Temp.: 23.9°C
Test Specification: according to §15.249, peak detector
Comment 1: Dist.: 3m, Ant.: HL025, amplif.
Freq: 1.589GHz, Emax: 43.32dBµV/m, RBW: 1MHz



Spurious emissions Field Strength

FCC RULES PART 15, SUBPART C / LP0002

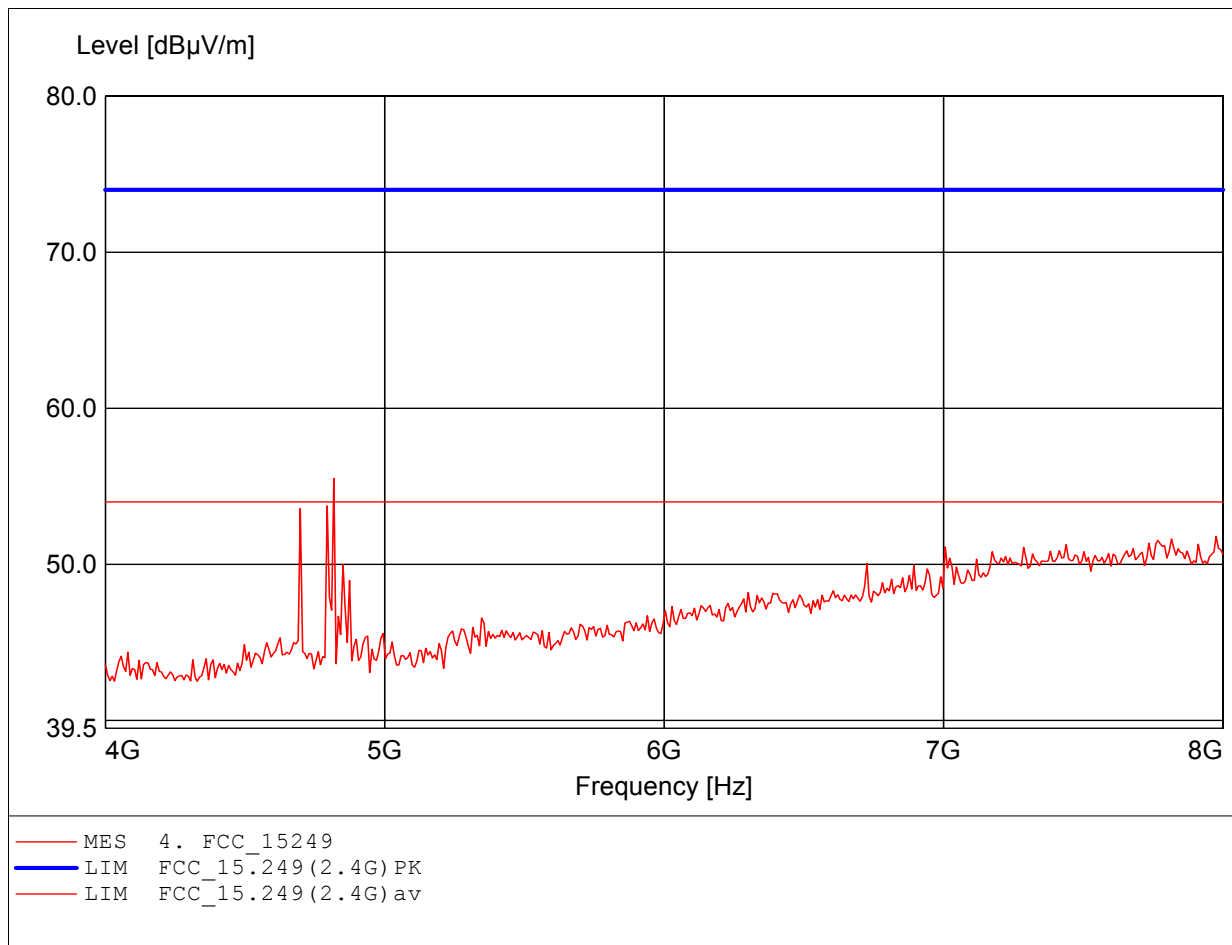
Order Number : W6M20607-7130 (low channel)
Test Site / Operator: ETS / Charles
Temperature: Temp.: 23.9°C
Test Specification: according to §15.249, peak detector
Comment 1: Dist.: 3m, Ant.: HL025, ampl.+HP.
Freq: 7.222GHz, Emax: 51.66dBµV/m, RBW: 1MHz



Spurious emissions Field Strength

FCC RULES PART 15, SUBPART C / LP0002

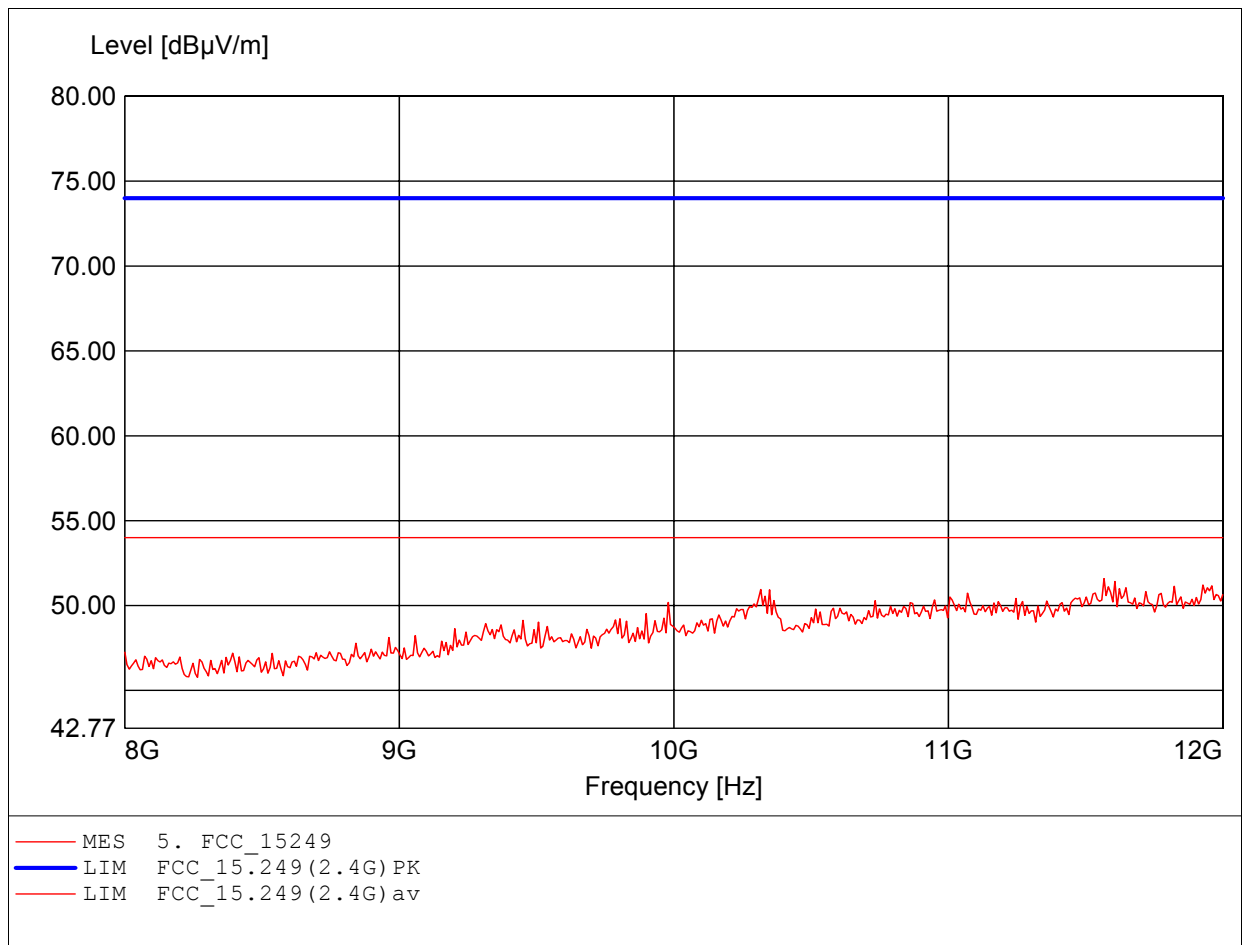
Order Number : W6M20607-7130 (low channel)
Test Site / Operator: ETS / Charles
Temperature: Temp.: 23.9°C
Test Specification: according to §15.249, peak detector
Comment 1: Dist.: 3m, Ant.: HL025, ampl.+HP.
Freq: 4.818GHz, Emax: 55.51dBμV/m, RBW: 1MHz



Spurious emissions Field Strength

FCC RULES PART 15, SUBPART C / LP0002

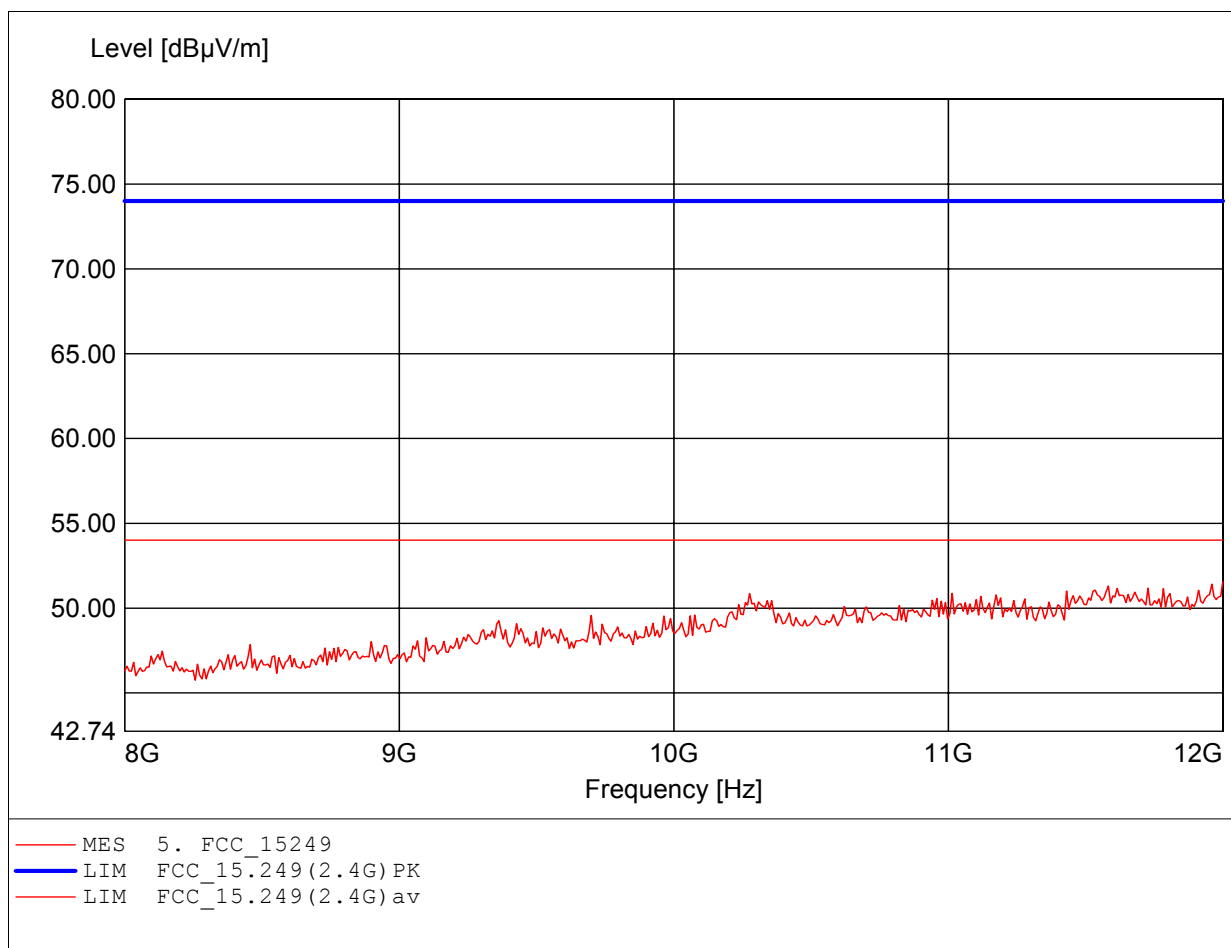
Order Number : W6M20607-7130 (low channel)
Test Site / Operator: ETS / Charles
Temperature: Temp.: 23.9°C
Test Specification: according to §15.249, peak detector
Comment 1: Dist.: 3m, Ant.: HL025, ampl.+HP.
Freq: 11.567GHz, Emax: 51.59dBμV/m, RBW: 1MHz



Spurious emissions Field Strength

FCC RULES PART 15, SUBPART C / LP0002

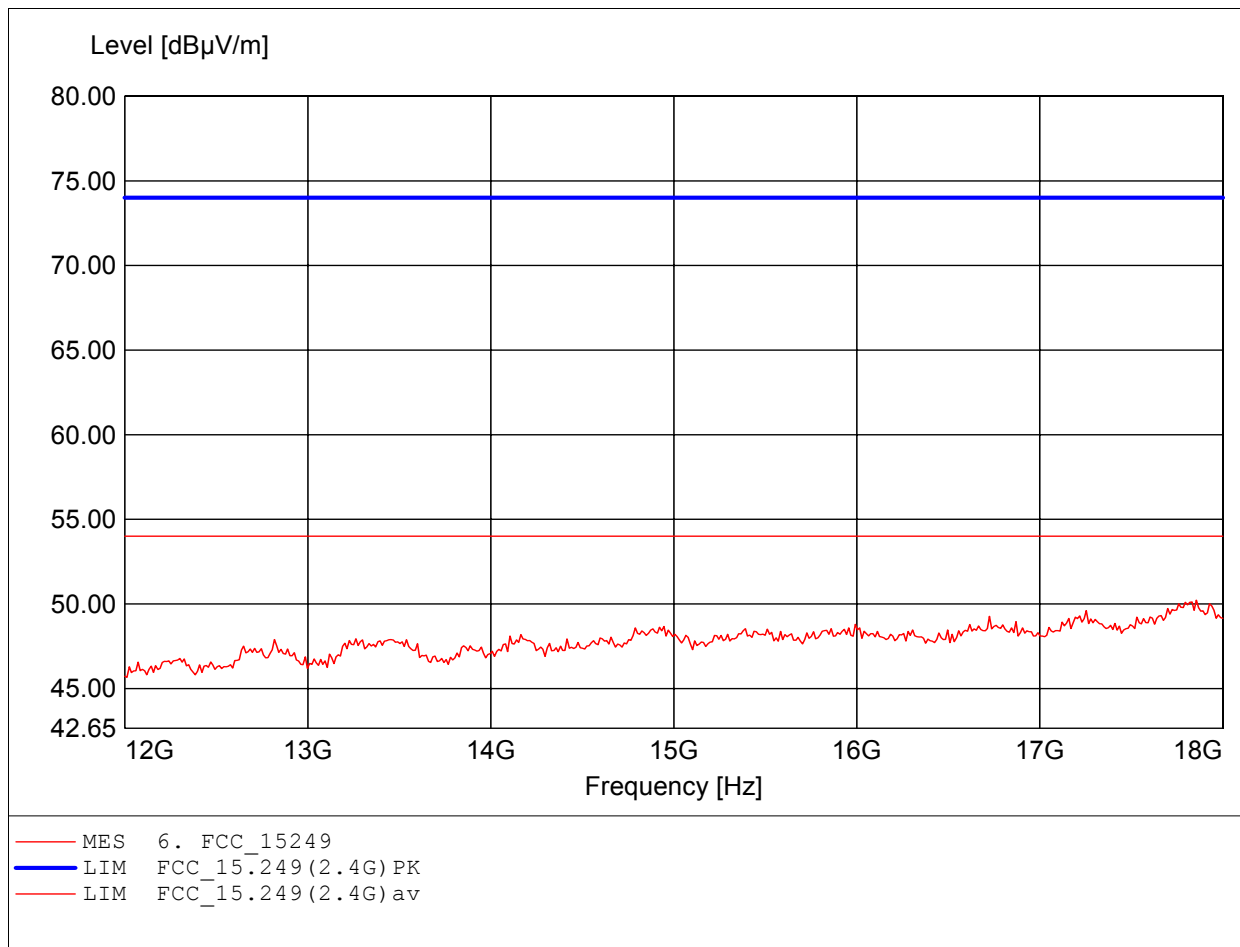
Order Number : W6M20607-7130 (low channel)
Test Site / Operator: ETS / Charles
Temperature: Temp.: 23.9°C
Test Specification: according to §15.249, peak detector
Comment 1: Dist.: 3m, Ant.: HL025, ampl.+HP.
Freq: 12.000GHz, Emax: 51.55dBµV/m, RBW: 1MHz



Spurious emissions Field Strength

FCC RULES PART 15, SUBPART C / LP0002

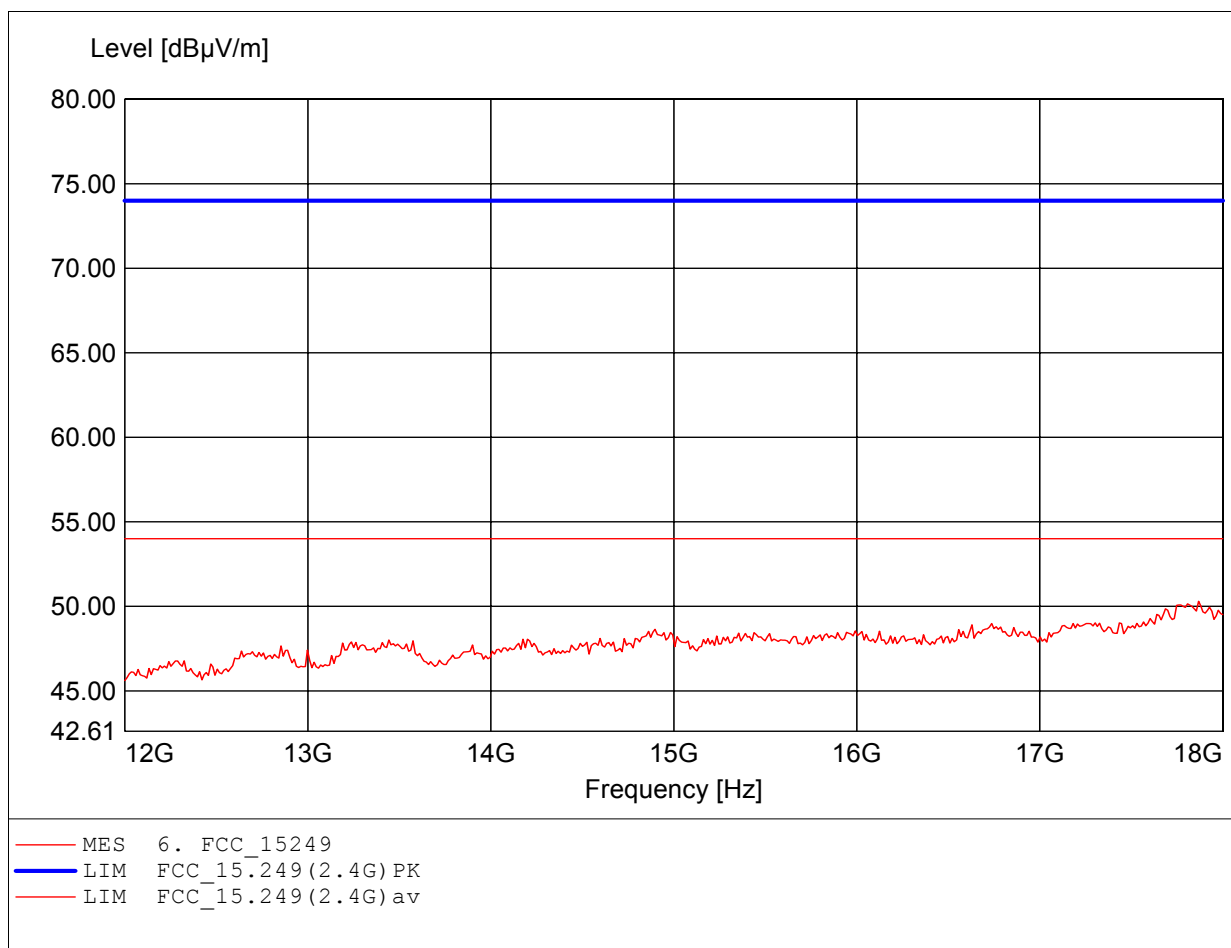
Order Number : W6M20607-7130 (low channel)
Test Site / Operator: ETS / Charles
Temperature: Temp.: 23.9°C
Test Specification: according to §15.249, peak detector
Comment 1: Dist.: 3m, Ant.: HL025, ampl.+HP.
Freq: 17.856GHz, Emax: 50.22dBµV/m, RBW: 1MHz



Spurious emissions Field Strength

FCC RULES PART 15, SUBPART C / LP0002

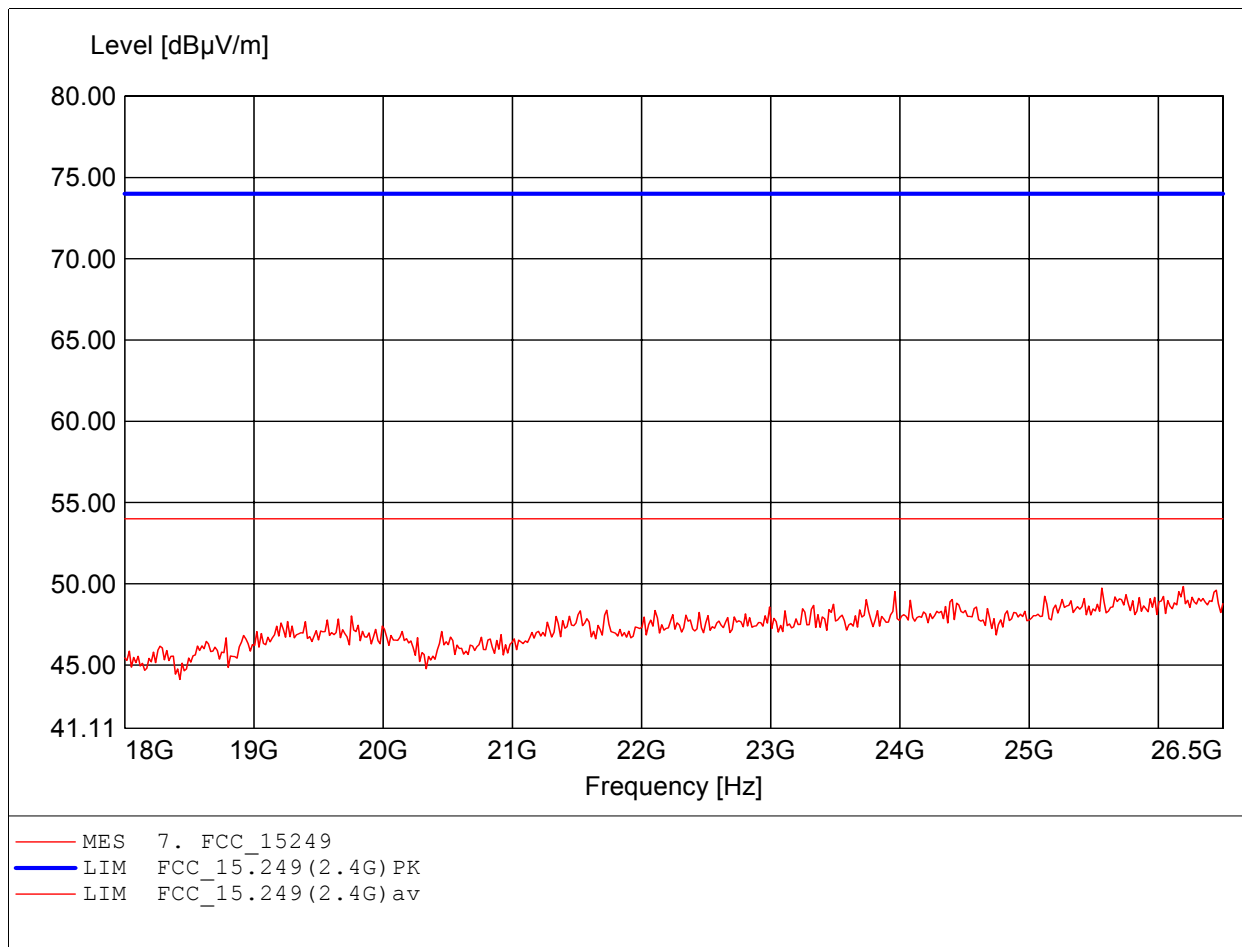
Order Number : W6M20607-7130 (low channel)
Test Site / Operator: ETS / Charles
Temperature: Temp.: 23.9°C
Test Specification: according to §15.249, peak detector
Comment 1: Dist.: 3m, Ant.: HL025, ampl.+HP.
Freq: 17.868GHz, Emax: 50.30dBµV/m, RBW: 1MHz



Spurious emissions Field Strength

FCC RULES PART 15, SUBPART C / LP0002

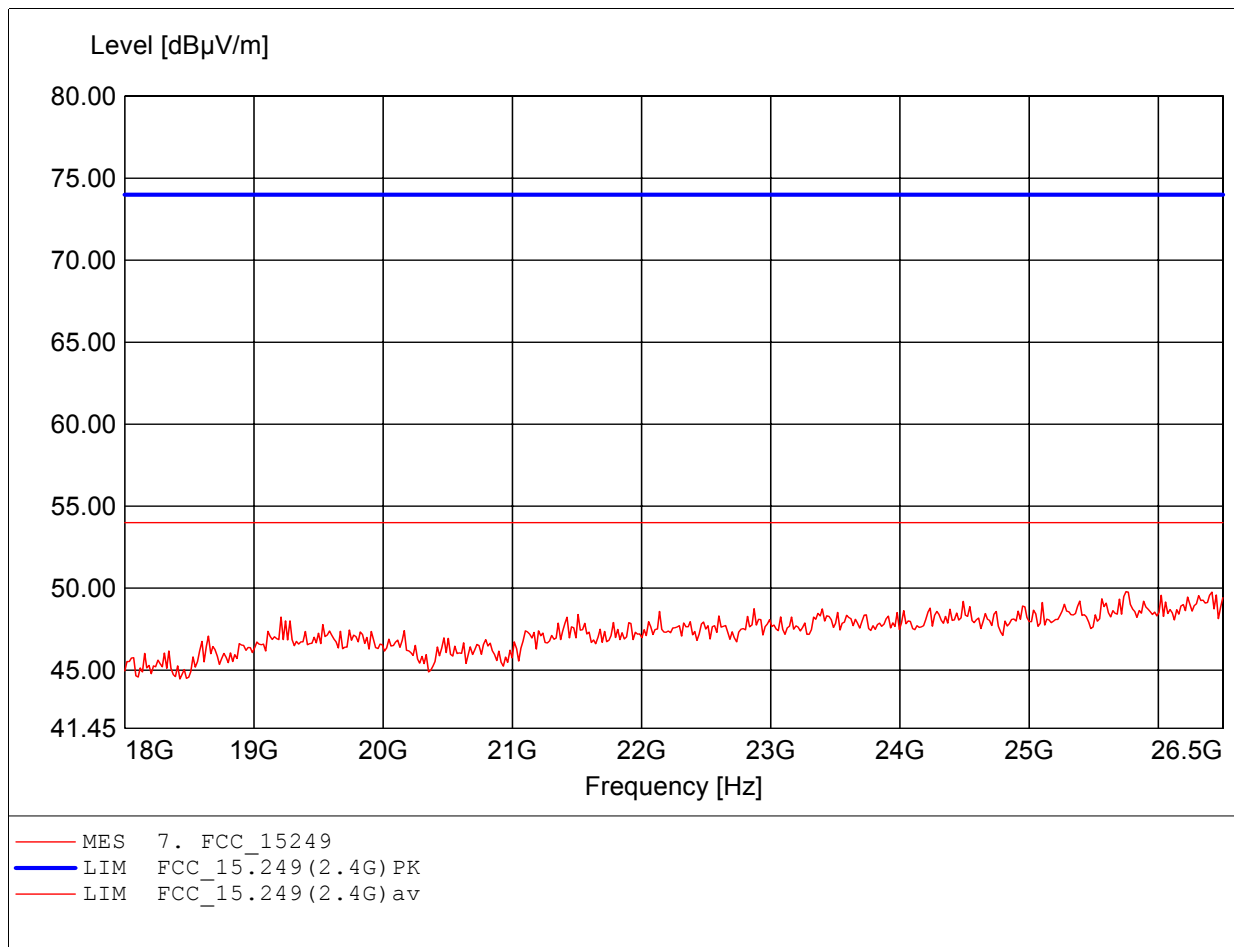
Order Number : W6M20607-7130 (low channel)
Test Site / Operator: ETS / Charles
Temperature: Temp.: 23.9°C
Test Specification: according to §15.249, peak detector
Comment 1: Dist.: 3m, Ant.: HL025, amplif.
Freq: 26.193GHz, Emax: 49.83dBµV/m, RBW: 1MHz



Spurious emissions Field Strength

FCC RULES PART 15, SUBPART C / LP0002

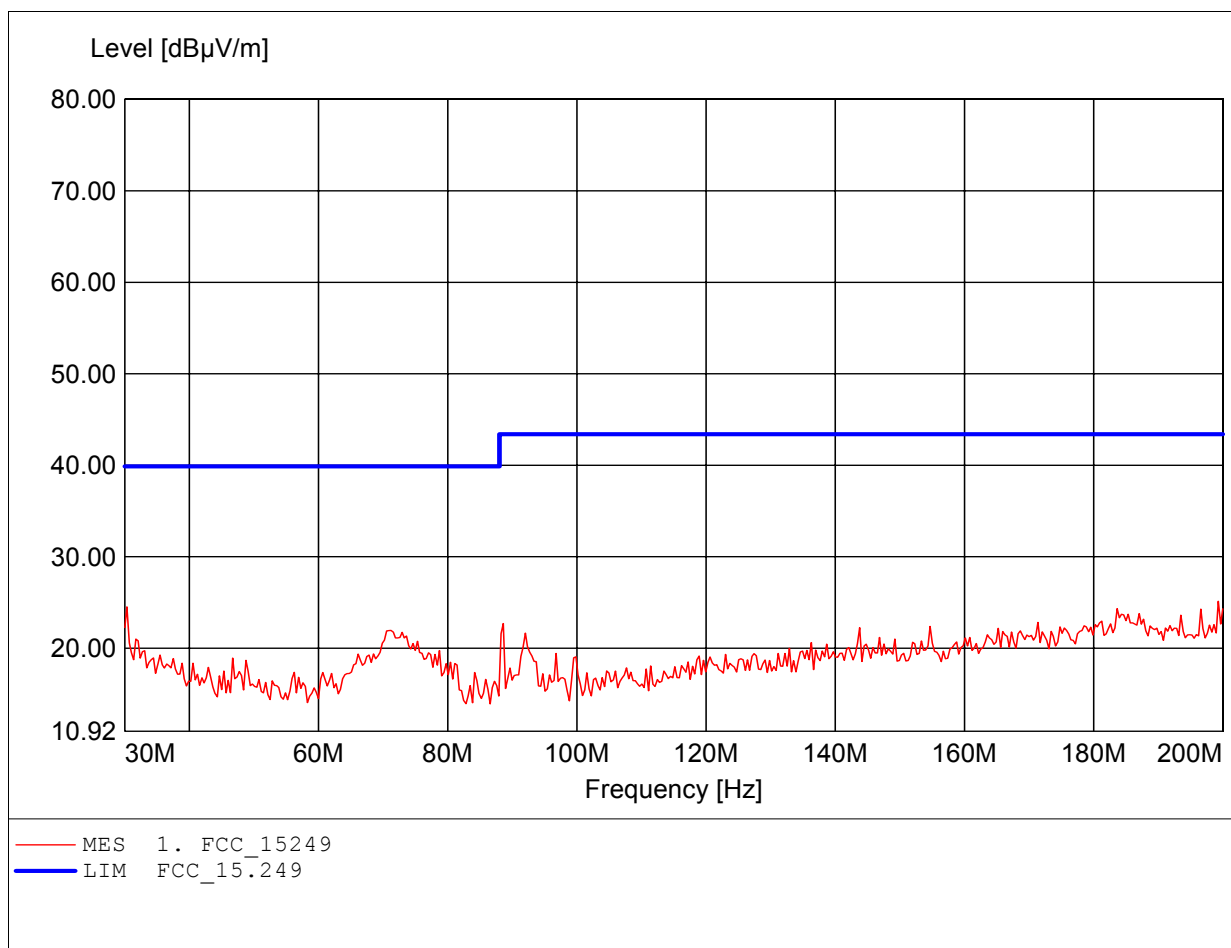
Order Number : W6M20607-7130 (low channel)
Test Site / Operator: ETS / Charles
Temperature: Temp.: 23.9°C
Test Specification: according to §15.249, peak detector
Comment 1: Dist.: 3m, Ant.: HL025, amplif.
Freq: 25.751GHz, Emax: 49.78dBμV/m, RBW: 1MHz



Spurious emissions Field Strength

FCC RULES PART 15, SUBPART C / LP0002

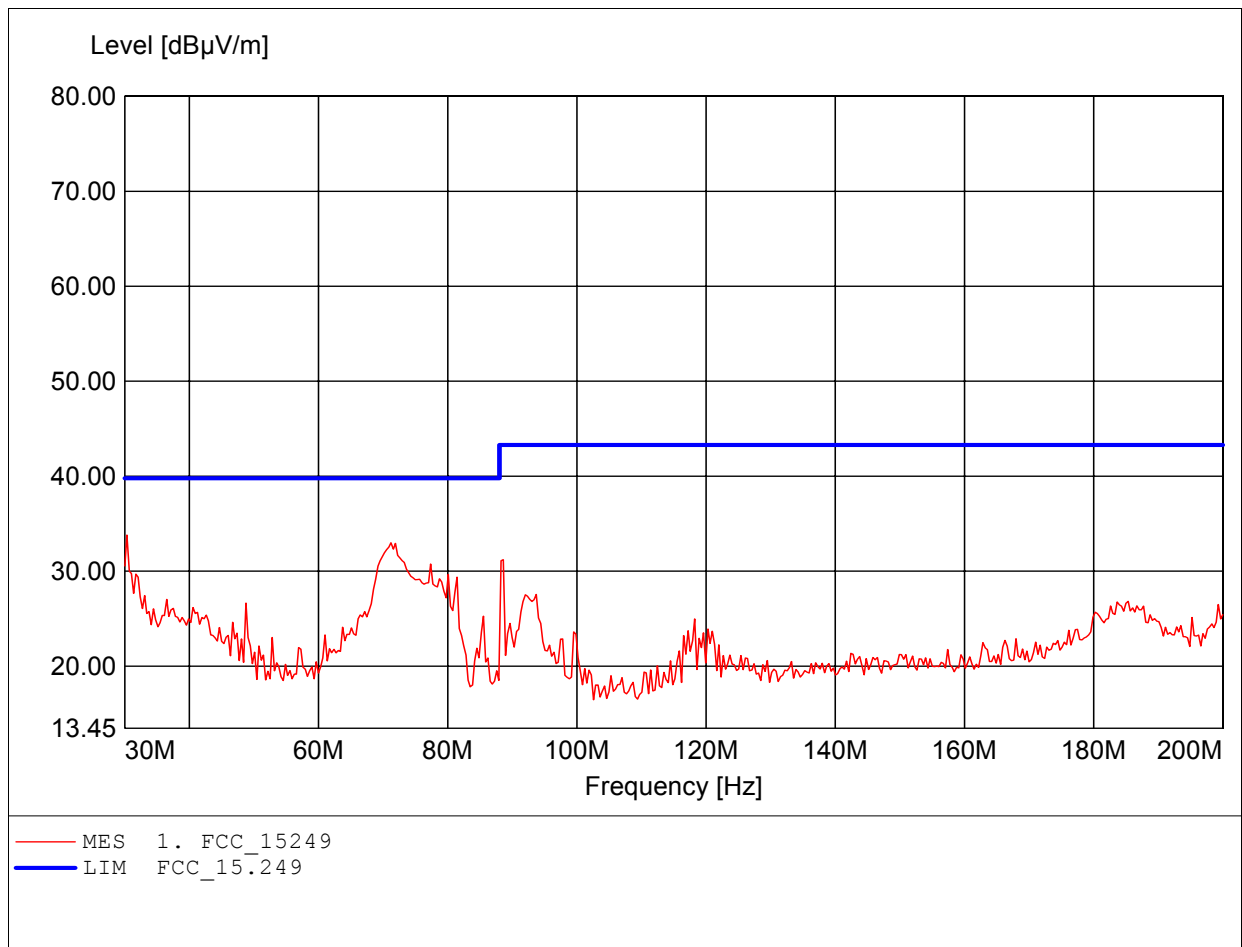
Order Number : W6M20607-7130 (middle channel)
Test Site / Operator: ETS / Charles
Temperature: Temp.: 23.9°C
Test Specification: according to §15.249, peak detector
Comment 1: Dist.: 3m, Ant.: HK 116
Freq: 199.319MHz, Emax: 25.13dBµV/m, RBW: 100kHz



Spurious emissions Field Strength

FCC RULES PART 15, SUBPART C / LP0002

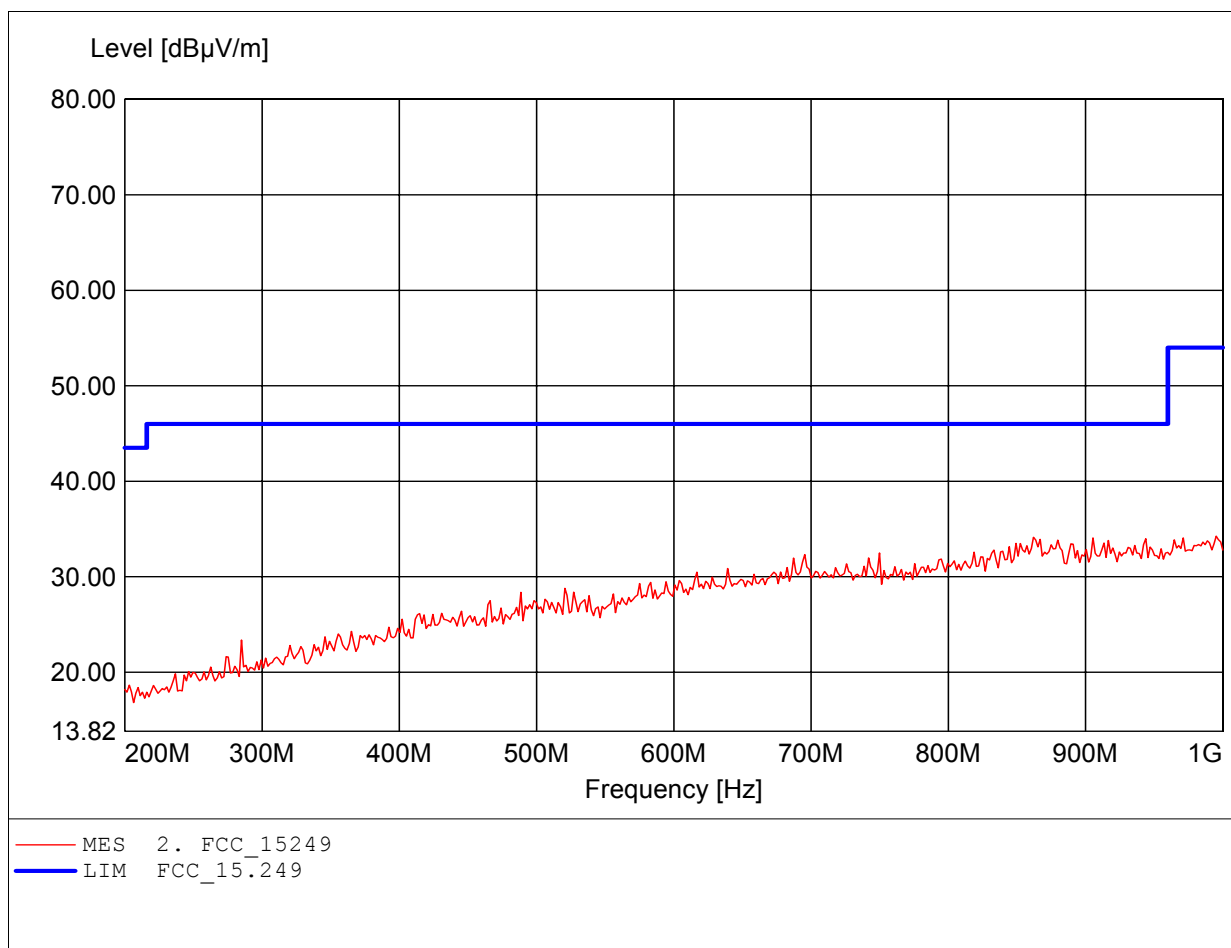
Order Number : W6M20607-7130 (middle channel)
Test Site / Operator: ETS / Charles
Temperature: Temp.: 23.9°C
Test Specification: according to §15.249, peak detector
Comment 1: Dist.: 3m, Ant.: HK 116
Freq: 30.341MHz, Emax: 33.80dBµV/m, RBW: 100kHz



Spurious emissions Field Strength

FCC RULES PART 15, SUBPART C / LP0002

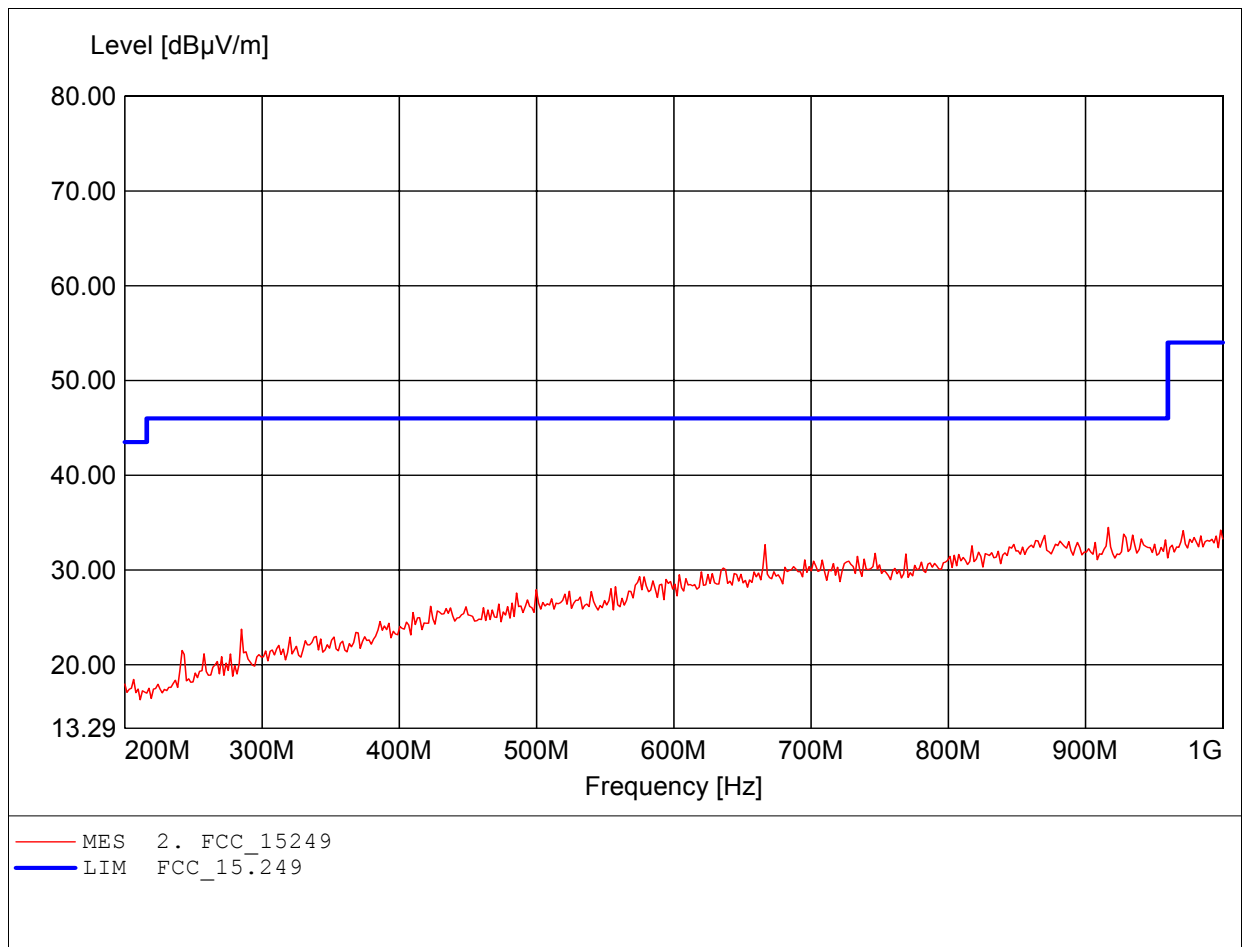
Order Number : W6M20607-7130 (middle channel)
Test Site / Operator: ETS / Charles
Temperature: Temp.: 23.9°C
Test Specification: according to §15.249, peak detector
Comment 1: Dist.: 3m, Ant.: HL 223, amplif.
Freq: 995.190MHz, Emax: 34.25dBµV/m, RBW: 100kHz



Spurious emissions Field Strength

FCC RULES PART 15, SUBPART C / LP0002

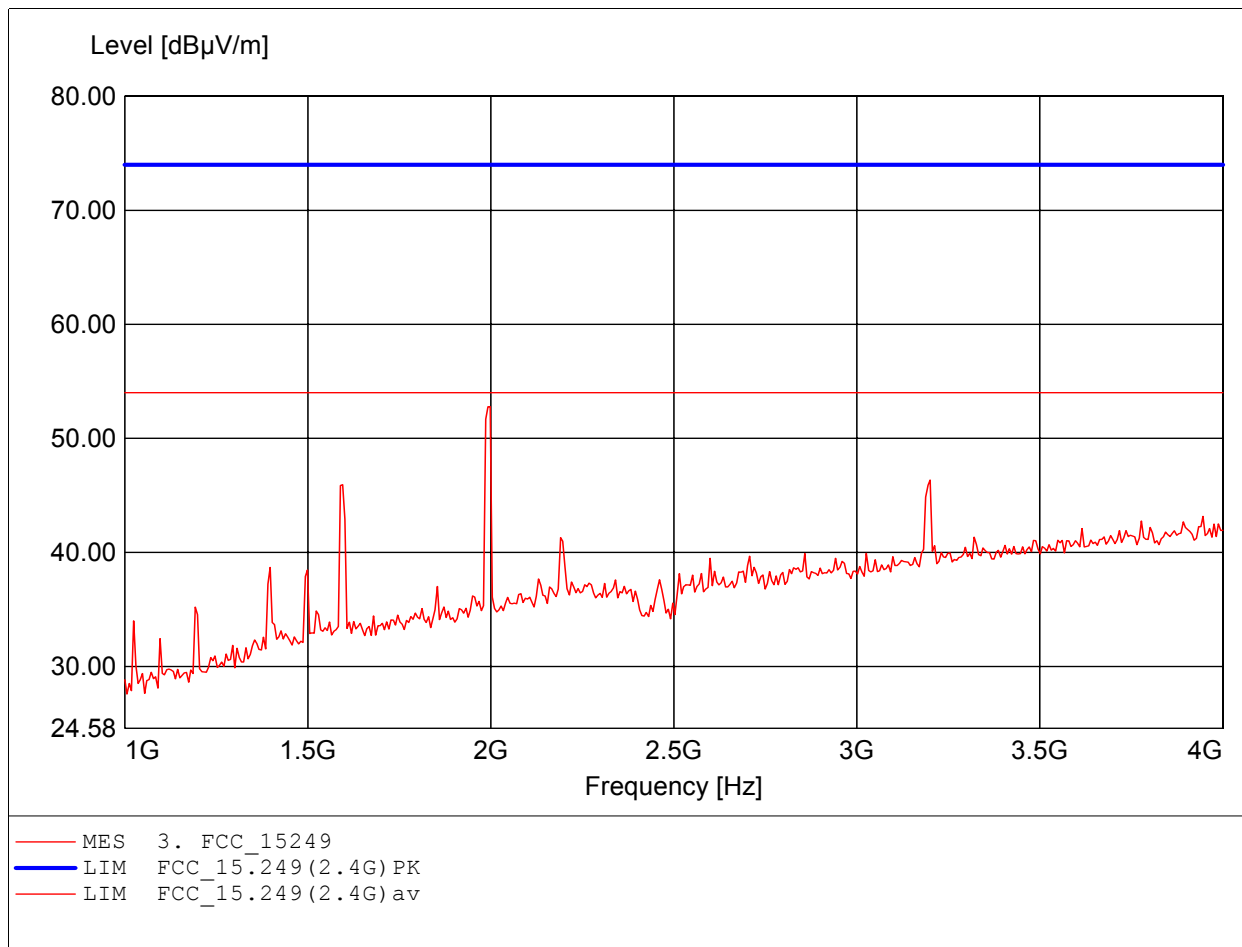
Order Number : W6M20607-7130 (middle channel)
Test Site / Operator: ETS / Charles
Temperature: Temp.: 23.9°C
Test Specification: according to §15.249, peak detector
Comment 1: Dist.: 3m, Ant.: HL 223, amplif.
Freq: 916.633MHz, Emax: 34.50dBµV/m, RBW: 100kHz



Spurious emissions Field Strength

FCC RULES PART 15, SUBPART C / LP0002

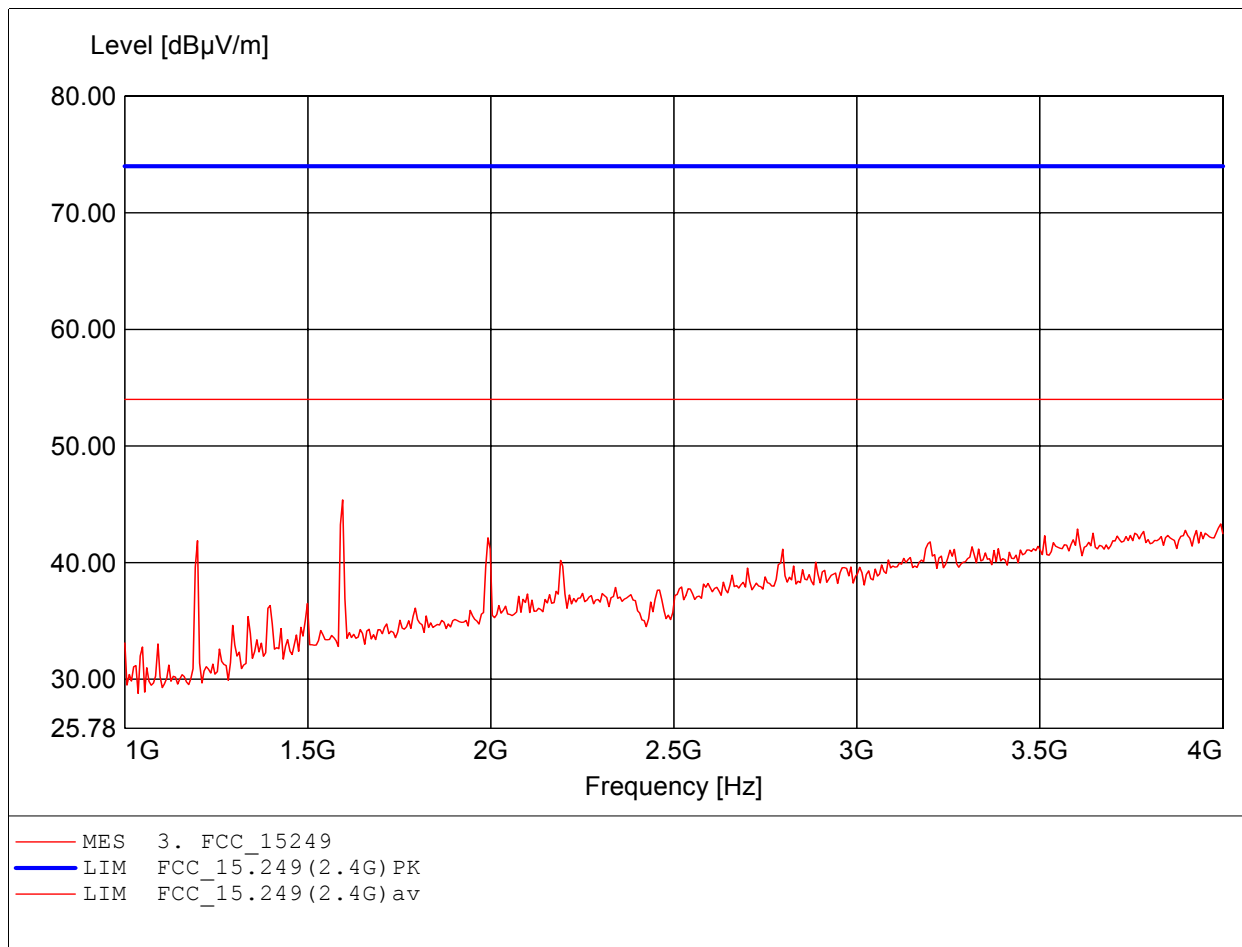
Order Number : W6M20607-7130 (middle channel)
Test Site / Operator: ETS / Charles
Temperature: Temp.: 23.9°C
Test Specification: according to §15.249, peak detector
Comment 1: Dist.: 3m, Ant.: HL025, amplif.
Freq: 1.998GHz, Emax: 52.79dBµV/m, RBW: 1MHz



Spurious emissions Field Strength

FCC RULES PART 15, SUBPART C / LP0002

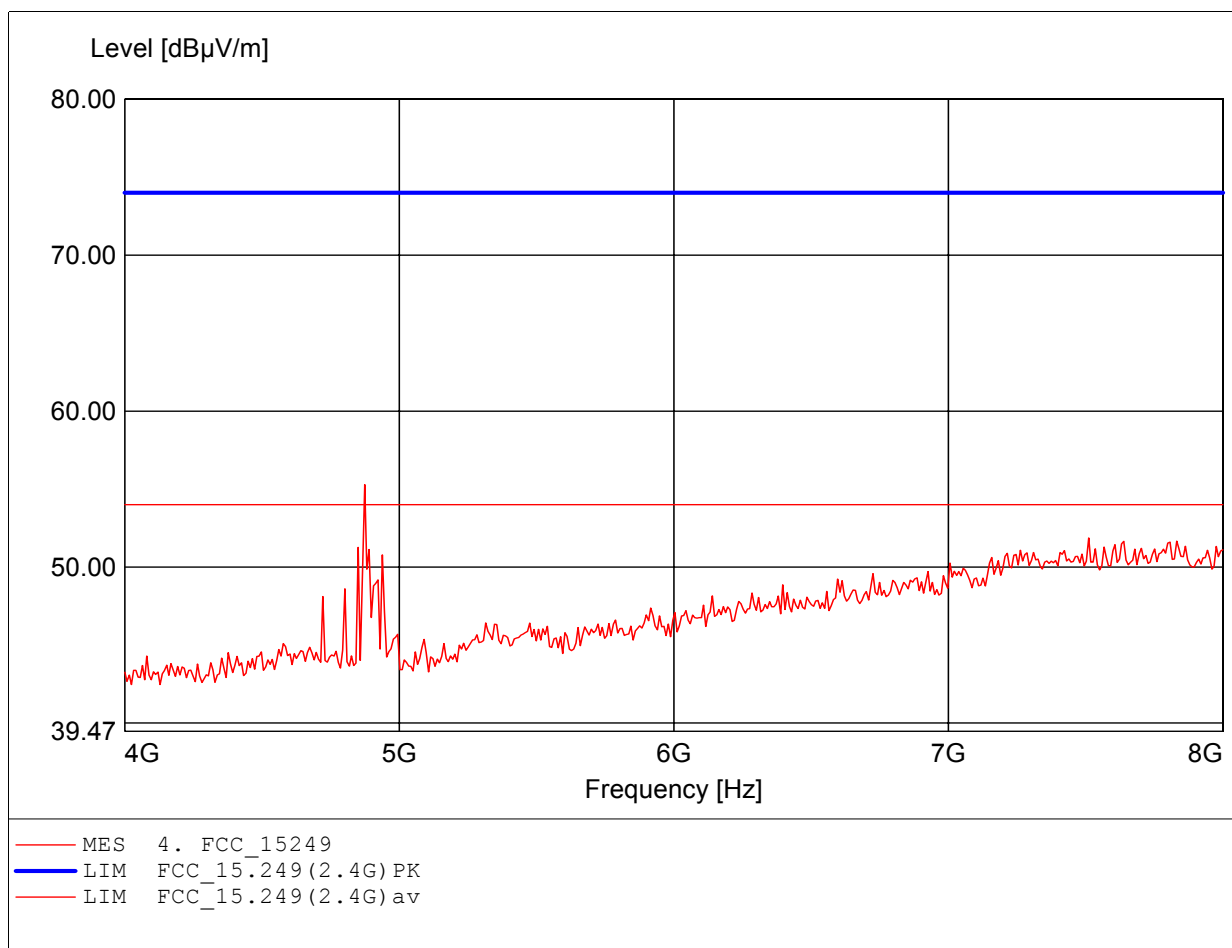
Order Number : W6M20607-7130 (middle channel)
Test Site / Operator: ETS / Charles
Temperature: Temp.: 23.9°C
Test Specification: according to §15.249, peak detector
Comment 1: Dist.: 3m, Ant.: HL025, amplif.
Freq: 1.595GHz, Emax: 45.38dBµV/m, RBW: 1MHz



Spurious emissions Field Strength

FCC RULES PART 15, SUBPART C / LP0002

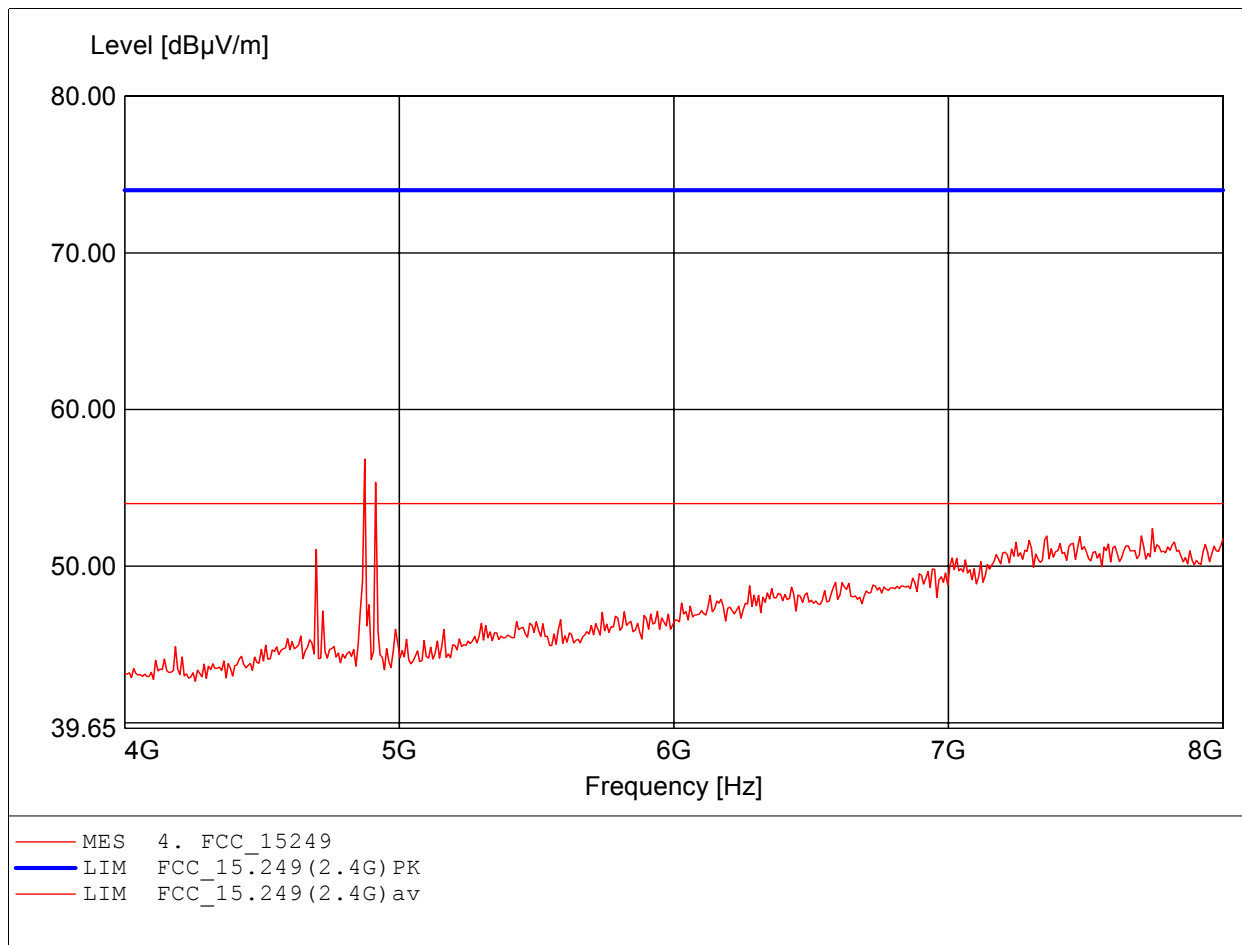
Order Number : W6M20607-7130 (middle channel)
Test Site / Operator: ETS / Charles
Temperature: Temp.: 23.9°C
Test Specification: according to §15.249, peak detector
Comment 1: Dist.: 3m, Ant.: HL025, ampl.+HP.
Freq: 4.874GHz, Emax: 55.29dBμV/m, RBW: 1MHz



Spurious emissions Field Strength

FCC RULES PART 15, SUBPART C / LP0002

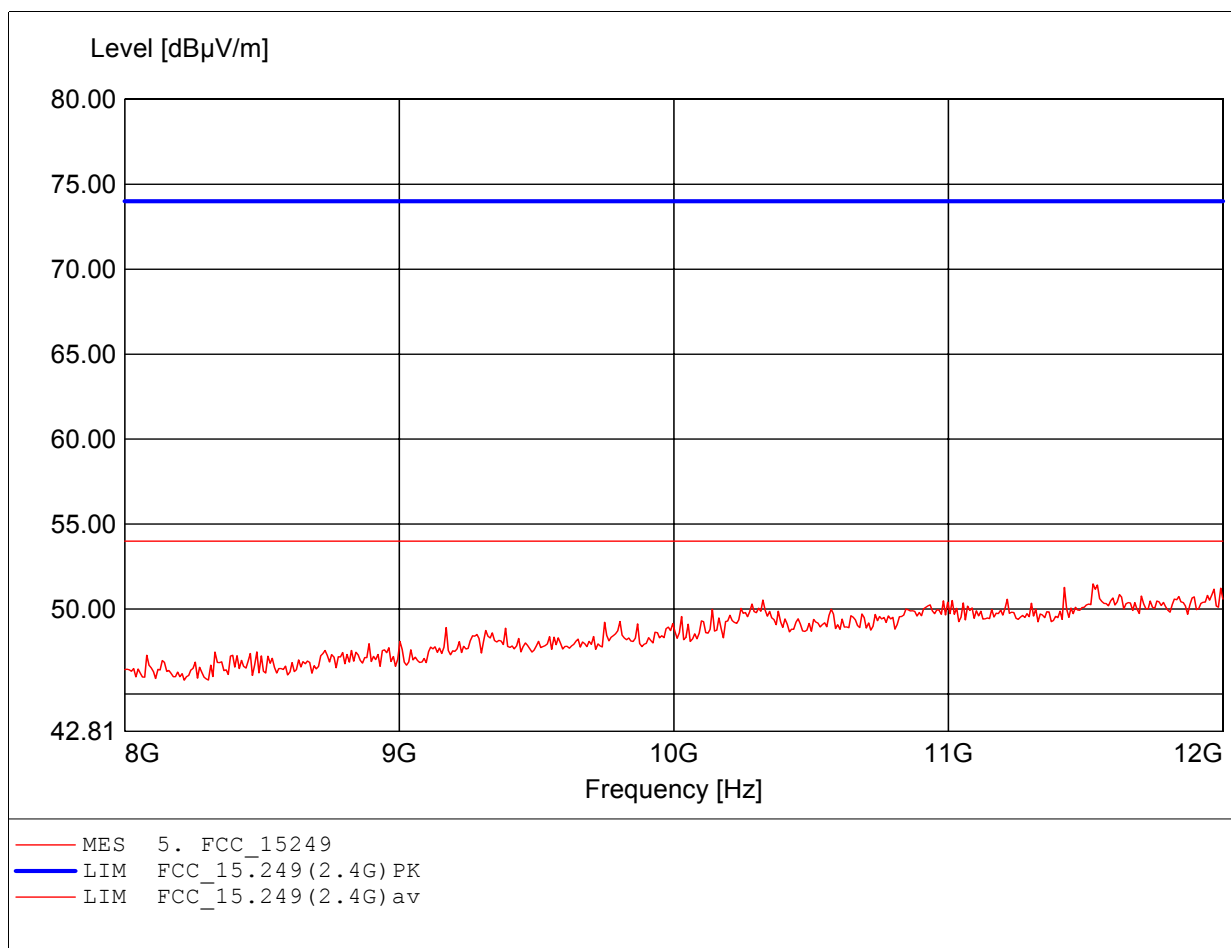
Order Number : W6M20607-7130 (middle channel)
Test Site / Operator: ETS / Charles
Temperature: Temp.: 23.9°C
Test Specification: according to §15.249, peak detector
Comment 1: Dist.: 3m, Ant.: HL025, ampl.+HP.
Freq: 4.874GHz, Emax: 56.84dBμV/m, RBW: 1MHz



Spurious emissions Field Strength

FCC RULES PART 15, SUBPART C / LP0002

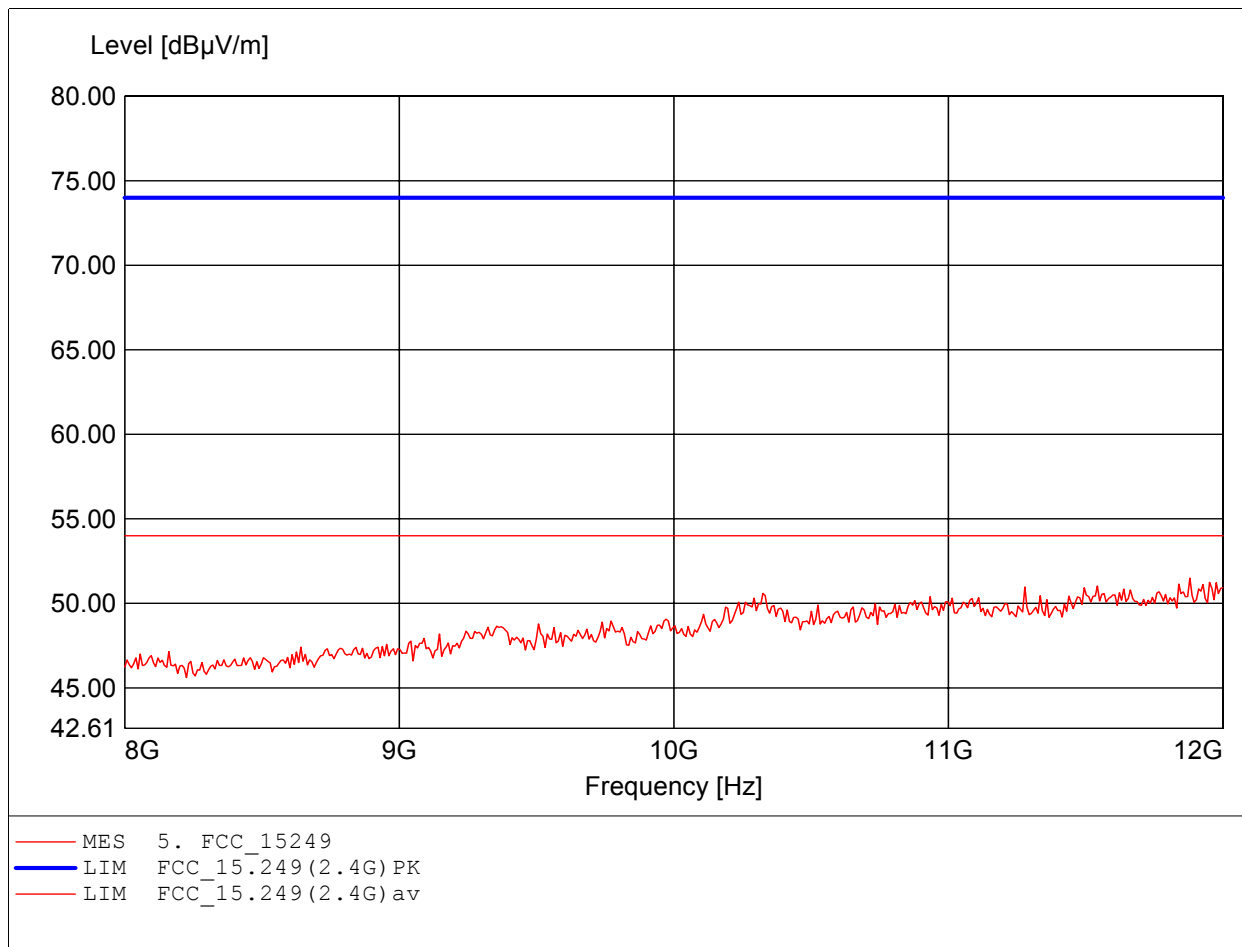
Order Number : W6M20607-7130 (middle channel)
Test Site / Operator: ETS / Charles
Temperature: Temp.: 23.9°C
Test Specification: according to §15.249, peak detector
Comment 1: Dist.: 3m, Ant.: HL025, ampl.+HP.
Freq: 11.527GHz, Emax: 51.48dBµV/m, RBW: 1MHz



Spurious emissions Field Strength

FCC RULES PART 15, SUBPART C / LP0002

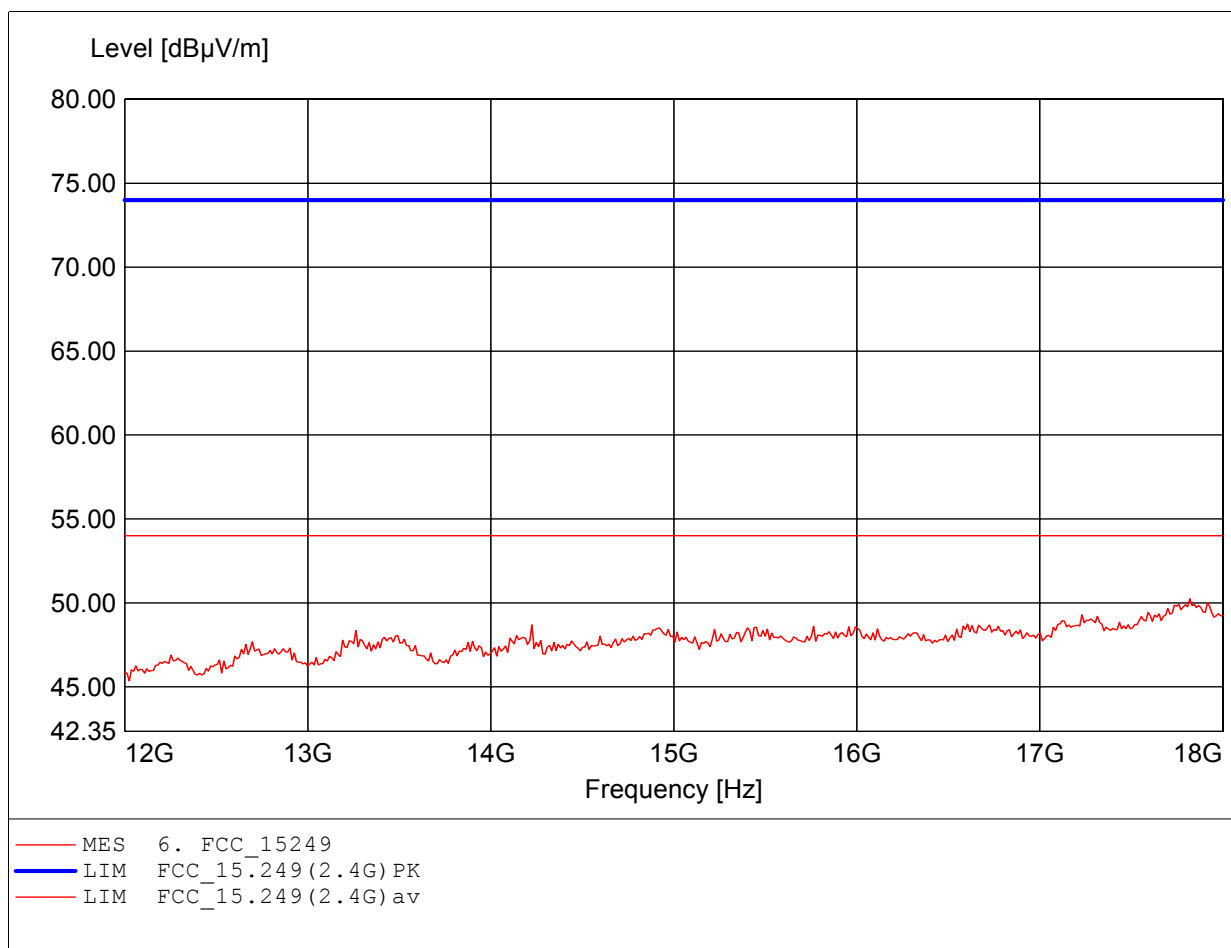
Order Number : W6M20607-7130 (middle channel)
Test Site / Operator: ETS / Charles
Temperature: Temp.: 23.9°C
Test Specification: according to §15.249, peak detector
Comment 1: Dist.: 3m, Ant.: HL025, ampl.+HP.
Freq: 11.880GHz, Emax: 51.50dBµV/m, RBW: 1MHz



Spurious emissions Field Strength

FCC RULES PART 15, SUBPART C / LP0002

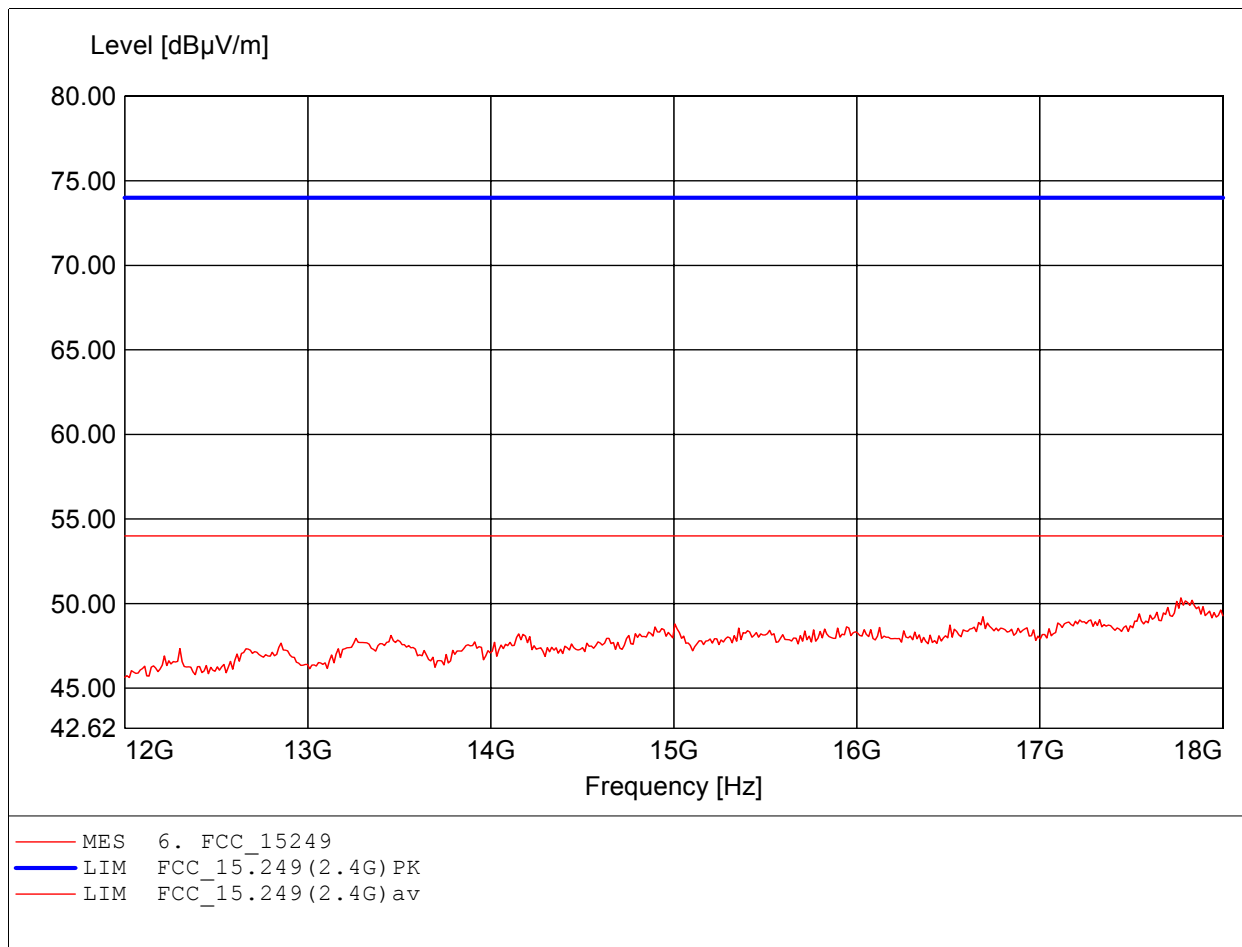
Order Number : W6M20607-7130 (middle channel)
Test Site / Operator: ETS / Charles
Temperature: Temp.: 23.9°C
Test Specification: according to §15.249, peak detector
Comment 1: Dist.: 3m, Ant.: HL025, ampl.+HP.
Freq: 17.820GHz, Emax: 50.24dBµV/m, RBW: 1MHz



Spurious emissions Field Strength

FCC RULES PART 15, SUBPART C / LP0002

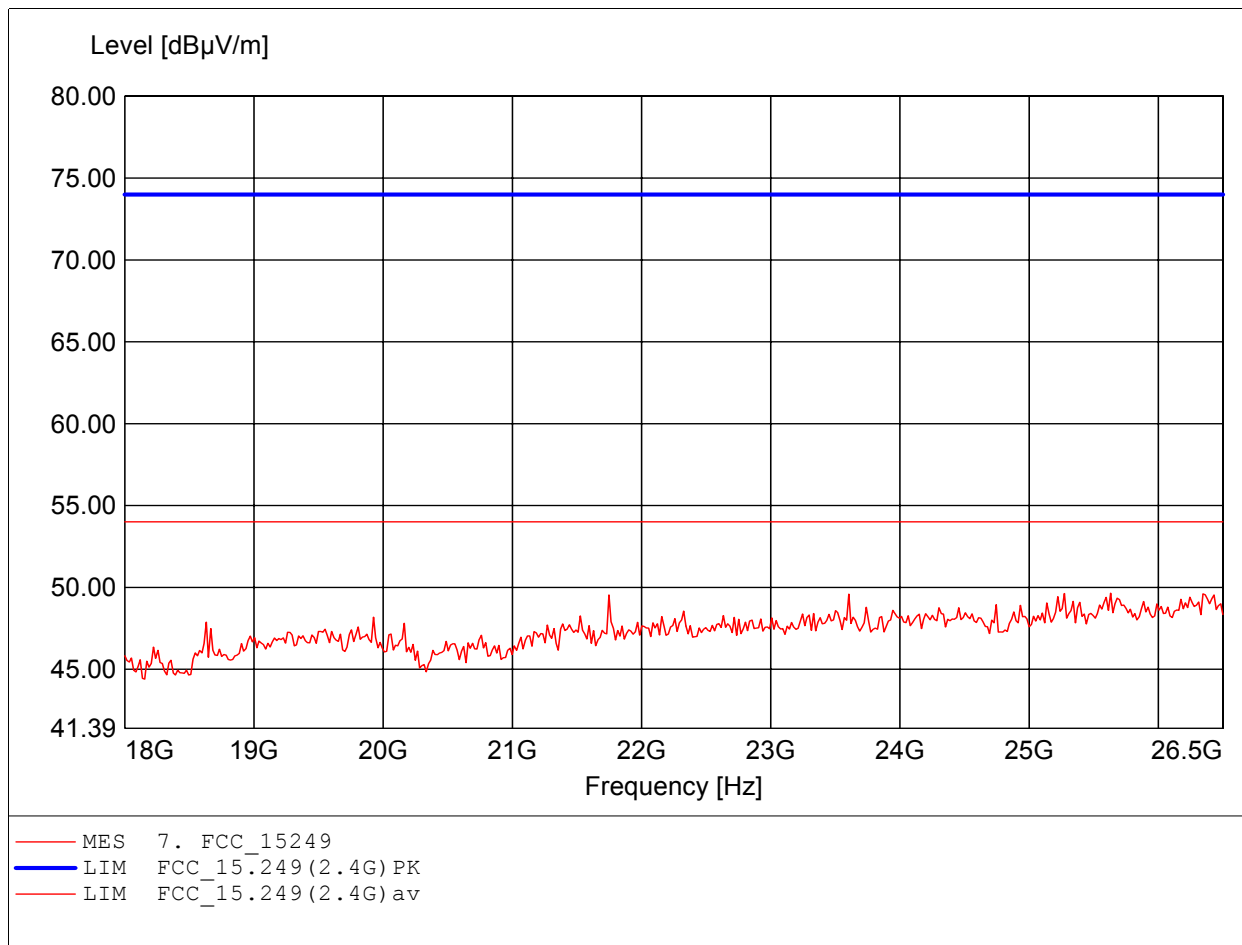
Order Number : W6M20607-7130 (middle channel)
Test Site / Operator: ETS / Charles
Temperature: Temp.: 23.9°C
Test Specification: according to §15.249, peak detector
Comment 1: Dist.: 3m, Ant.: HL025, ampl.+HP.
Freq: 17.772GHz, Emax: 50.34dBµV/m, RBW: 1MHz



Spurious emissions Field Strength

FCC RULES PART 15, SUBPART C / LP0002

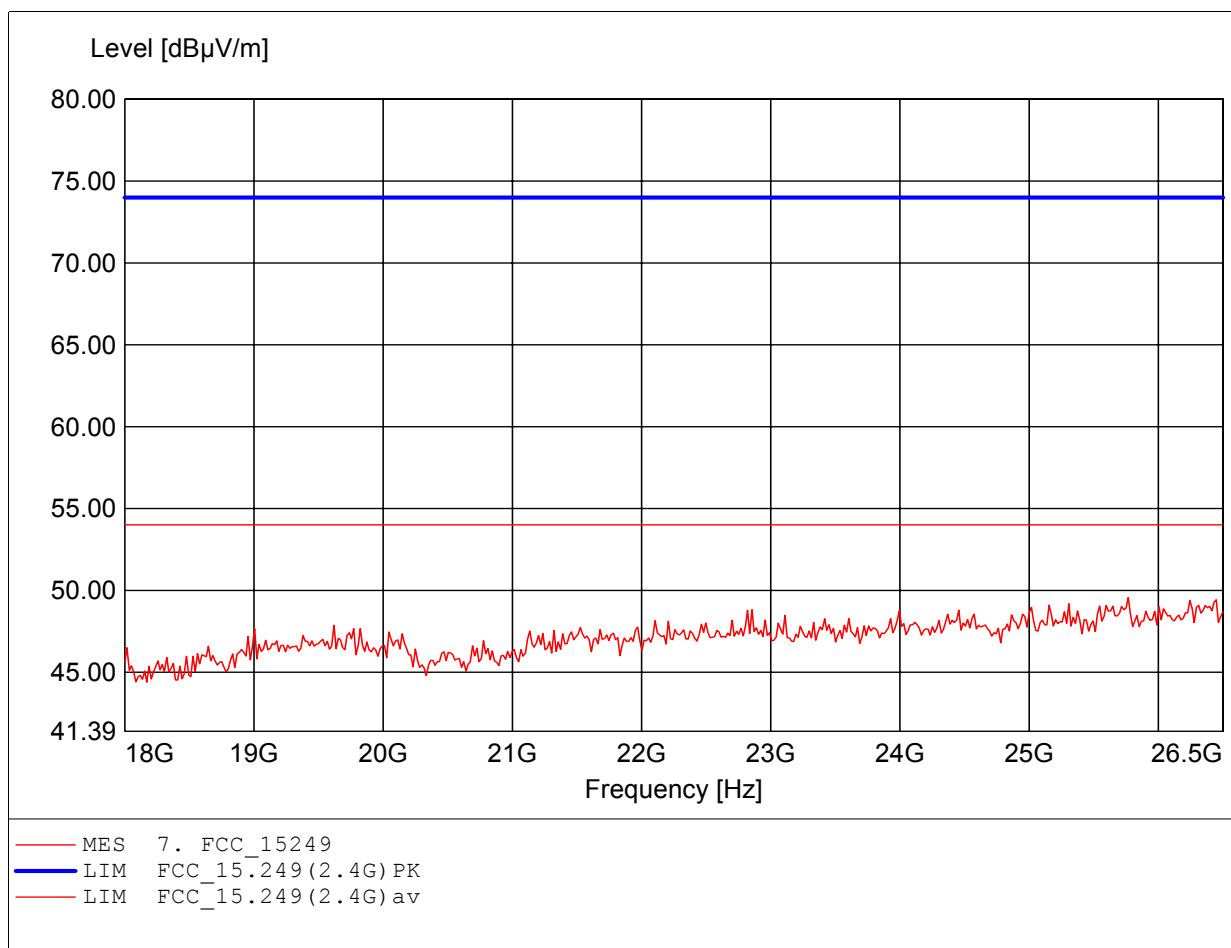
Order Number : W6M20607-7130 (middle channel)
Test Site / Operator: ETS / Charles
Temperature: Temp.: 23.9°C
Test Specification: according to §15.249, peak detector
Comment 1: Dist.: 3m, Ant.: HL025, amplif.
Freq: 25.631GHz, Emax: 49.64dBμV/m, RBW: 1MHz



Spurious emissions Field Strength

FCC RULES PART 15, SUBPART C / LP0002

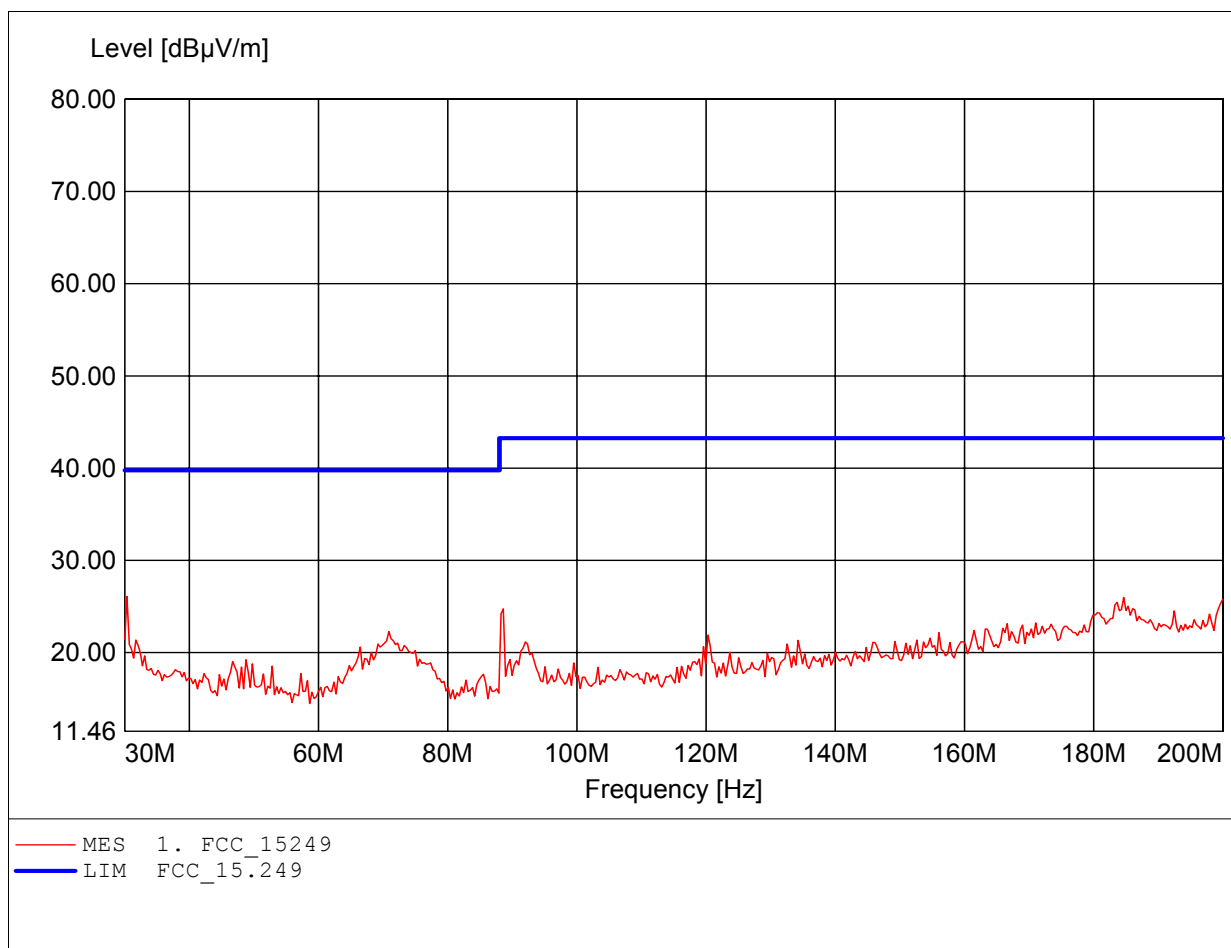
Order Number : W6M20607-7130 (middle channel)
Test Site / Operator: ETS / Charles
Temperature: Temp.: 23.9°C
Test Specification: according to §15.249, peak detector
Comment 1: Dist.: 3m, Ant.: HL025, amplif.
Freq: 25.768GHz, Emax: 49.57dBµV/m, RBW: 1MHz



Spurious emissions Field Strength

FCC RULES PART 15, SUBPART C / LP0002

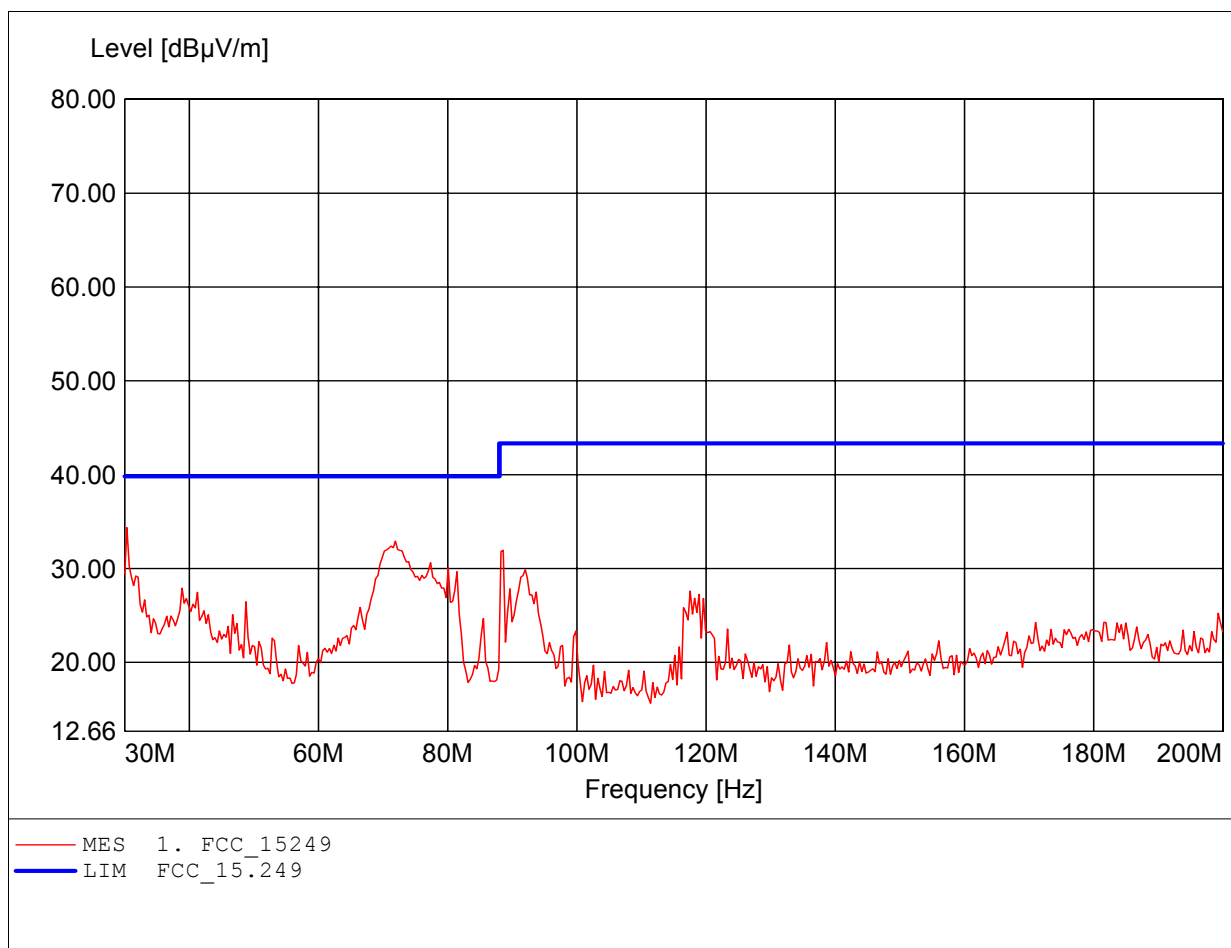
Order Number : W6M20607-7130 (high channel)
Test Site / Operator: ETS / Charles
Temperature: Temp.: 23.9°C
Test Specification: according to §15.249, peak detector
Comment 1: Dist.: 3m, Ant.: HK 116
Freq: 30.341MHz, Emax: 26.07dBµV/m, RBW: 100kHz



Spurious emissions Field Strength

FCC RULES PART 15, SUBPART C / LP0002

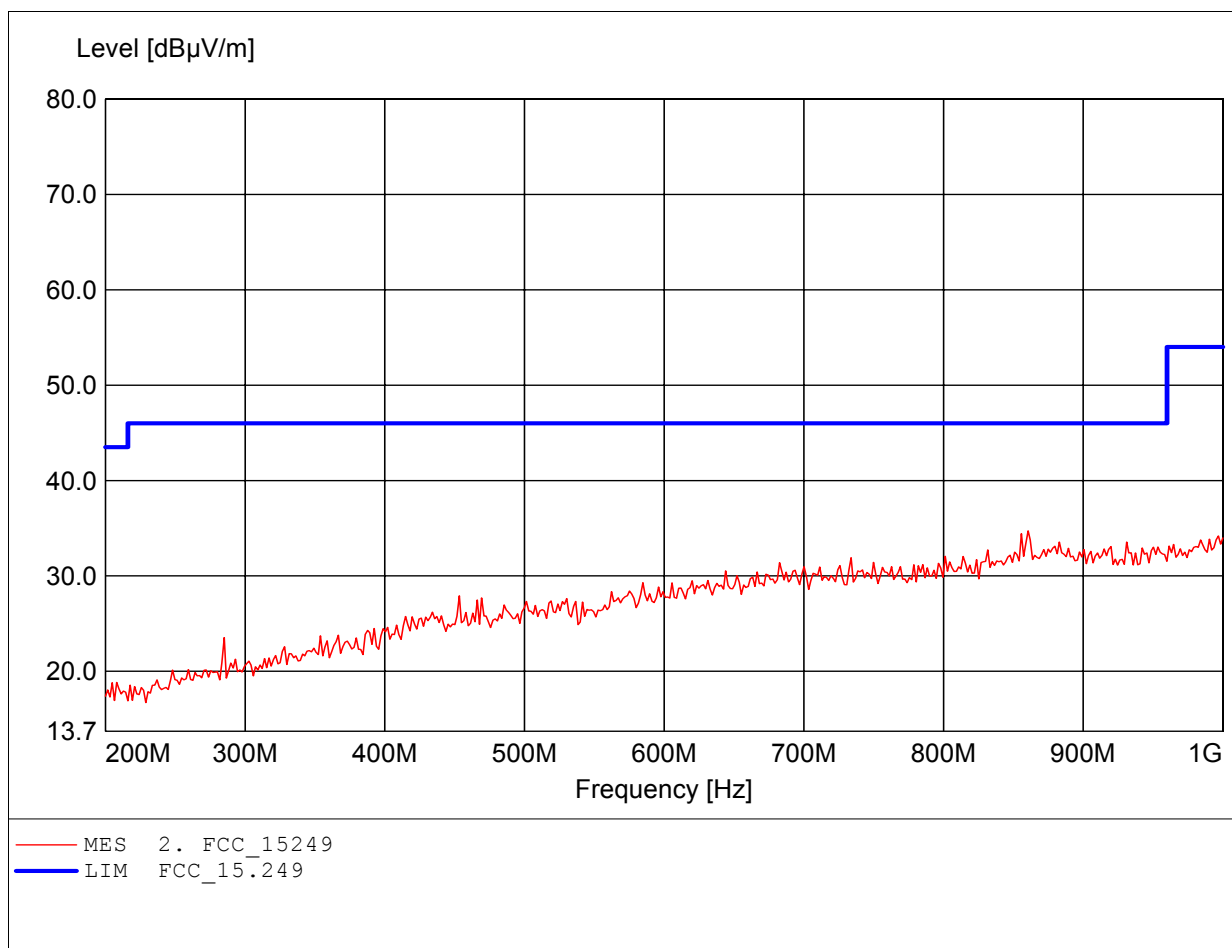
Order Number : W6M20607-7130 (high channel)
Test Site / Operator: ETS / Charles
Temperature: Temp.: 23.9°C
Test Specification: according to §15.249, peak detector
Comment 1: Dist.: 3m, Ant.: HK 116
Freq: 30.341MHz, Emax: 34.35dBµV/m, RBW: 100kHz



Spurious emissions Field Strength

FCC RULES PART 15, SUBPART C / LP0002

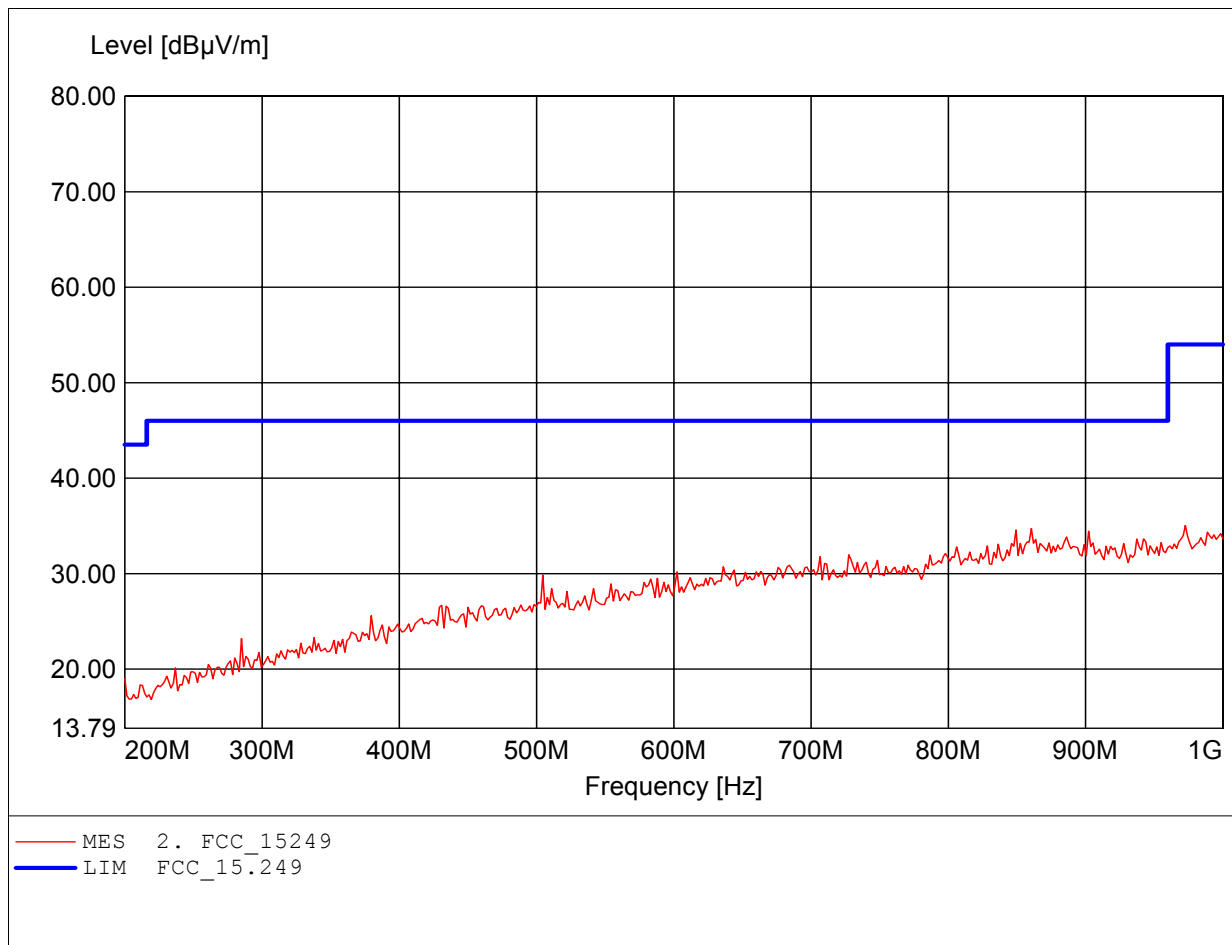
Order Number : W6M20607-7130 (high channel)
Test Site / Operator: ETS / Charles
Temperature: Temp.: 23.9°C
Test Specification: according to §15.249, peak detector
Comment 1: Dist.: 3m, Ant.: HL 223, amplif.
Freq: 860.521MHz, Emax: 34.72dBµV/m, RBW: 100kHz



Spurious emissions Field Strength

FCC RULES PART 15, SUBPART C / LP0002

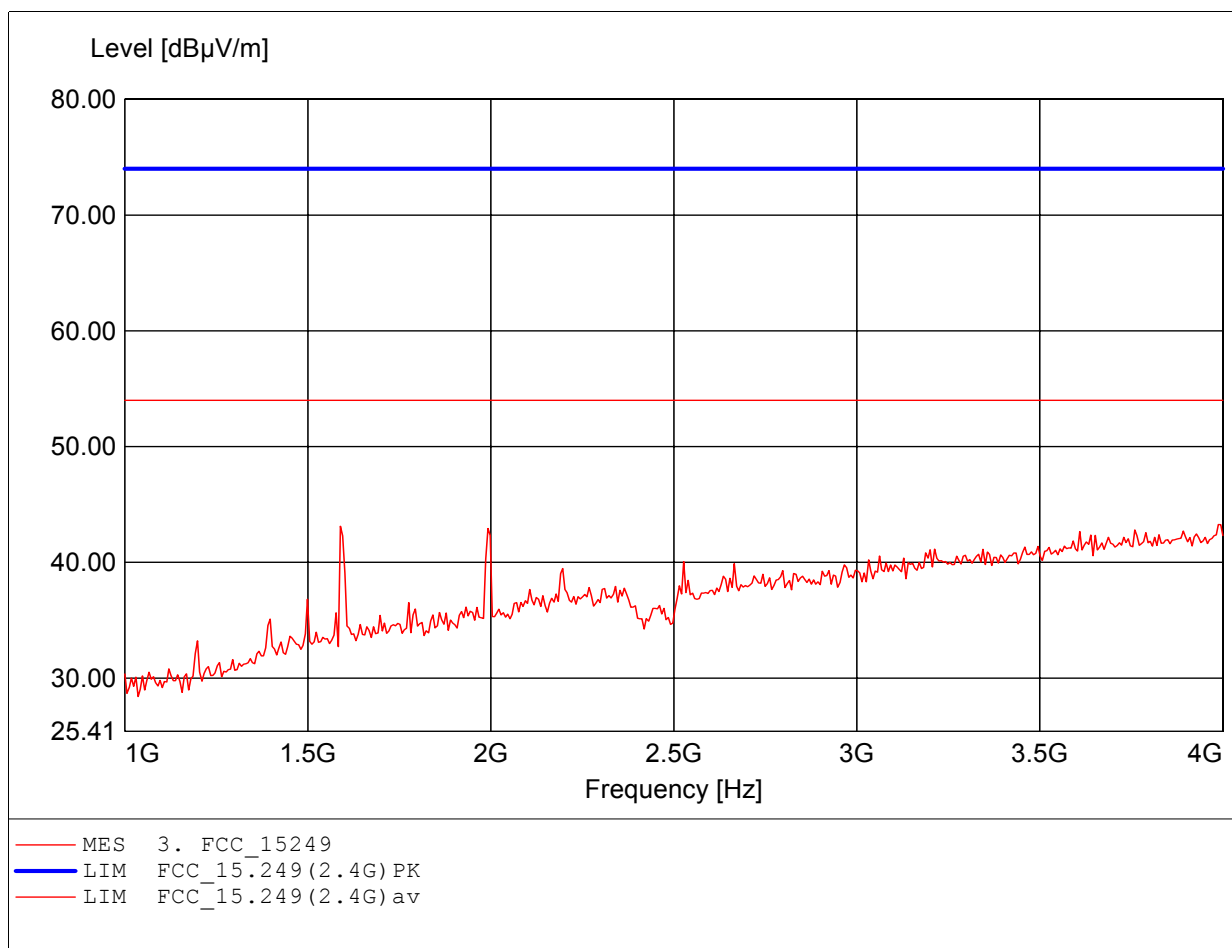
Order Number : W6M20607-7130 (high channel)
Test Site / Operator: ETS / Charles
Temperature: Temp.: 23.9°C
Test Specification: according to §15.249, peak detector
Comment 1: Dist.: 3m, Ant.: HL 223, amplif.
Freq: 972.745MHz, Emax: 35.03dBµV/m, RBW: 100kHz



Spurious emissions Field Strength

FCC RULES PART 15, SUBPART C / LP0002

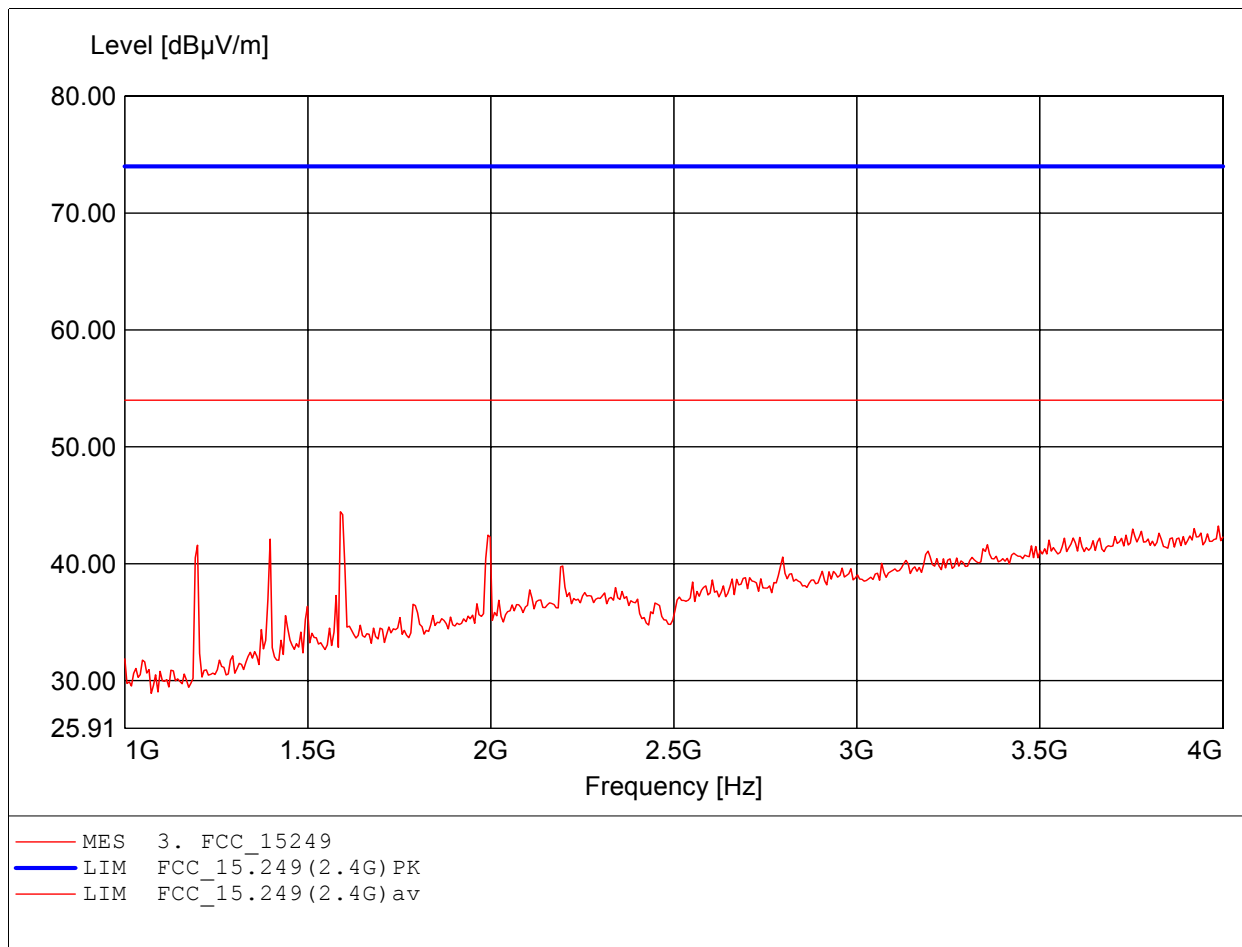
Order Number : W6M20607-7130 (high channel)
Test Site / Operator: ETS / Charles
Temperature: Temp.: 23.9°C
Test Specification: according to §15.249, peak detector
Comment 1: Dist.: 3m, Ant.: HL025, amplif.
Freq: 3.988GHz, Emax: 43.27dBµV/m, RBW: 1MHz



Spurious emissions Field Strength

FCC RULES PART 15, SUBPART C / LP0002

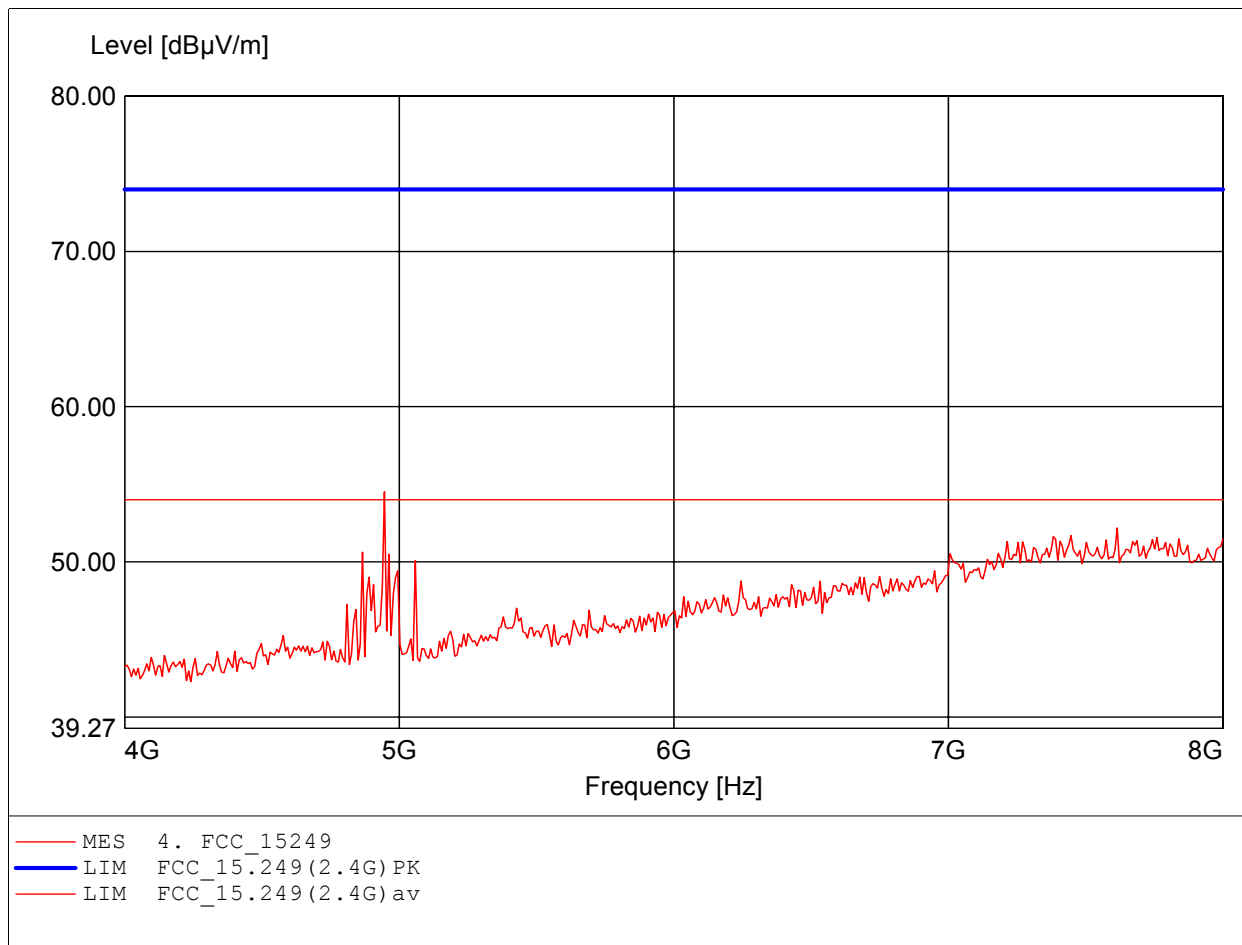
Order Number : W6M20607-7130 (high channel)
Test Site / Operator: ETS / Charles
Temperature: Temp.: 23.9°C
Test Specification: according to §15.249, peak detector
Comment 1: Dist.: 3m, Ant.: HL025, amplif.
Freq: 1.589GHz, Emax: 44.44dBµV/m, RBW: 1MHz



Spurious emissions Field Strength

FCC RULES PART 15, SUBPART C / LP0002

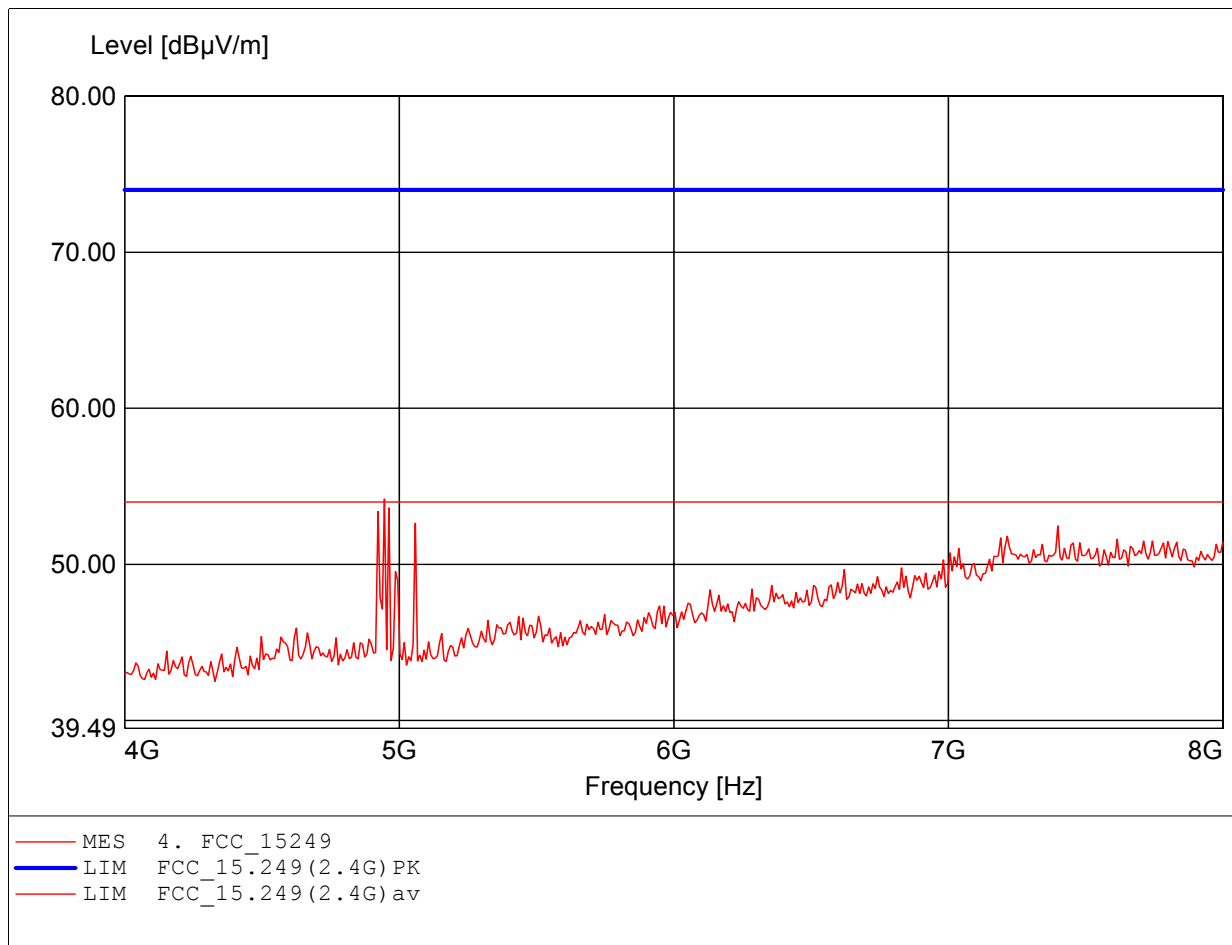
Order Number : W6M20607-7130 (high channel)
Test Site / Operator: ETS / Charles
Temperature: Temp.: 23.9°C
Test Specification: according to §15.249, peak detector
Comment 1: Dist.: 3m, Ant.: HL025, ampl.+HP.
Freq: 4.946GHz, Emax: 54.51dBµV/m, RBW: 1MHz



Spurious emissions Field Strength

FCC RULES PART 15, SUBPART C / LP0002

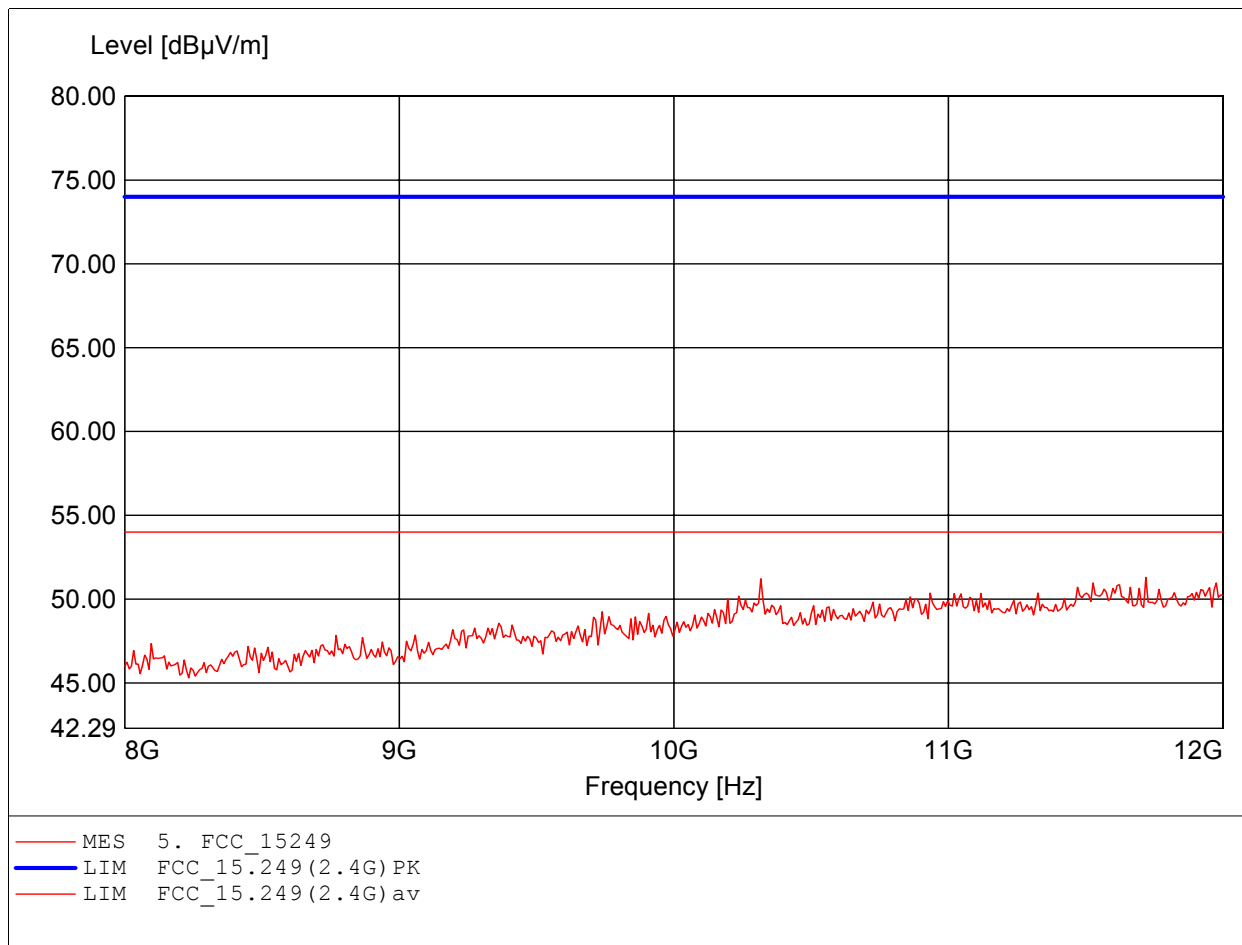
Order Number : W6M20607-7130 (high channel)
Test Site / Operator: ETS / Charles
Temperature: Temp.: 23.9°C
Test Specification: according to §15.249, peak detector
Comment 1: Dist.: 3m, Ant.: HL025, ampl.+HP.
Freq: 4.946GHz, Emax: 54.18dBµV/m, RBW: 1MHz



Spurious emissions Field Strength

FCC RULES PART 15, SUBPART C / LP0002

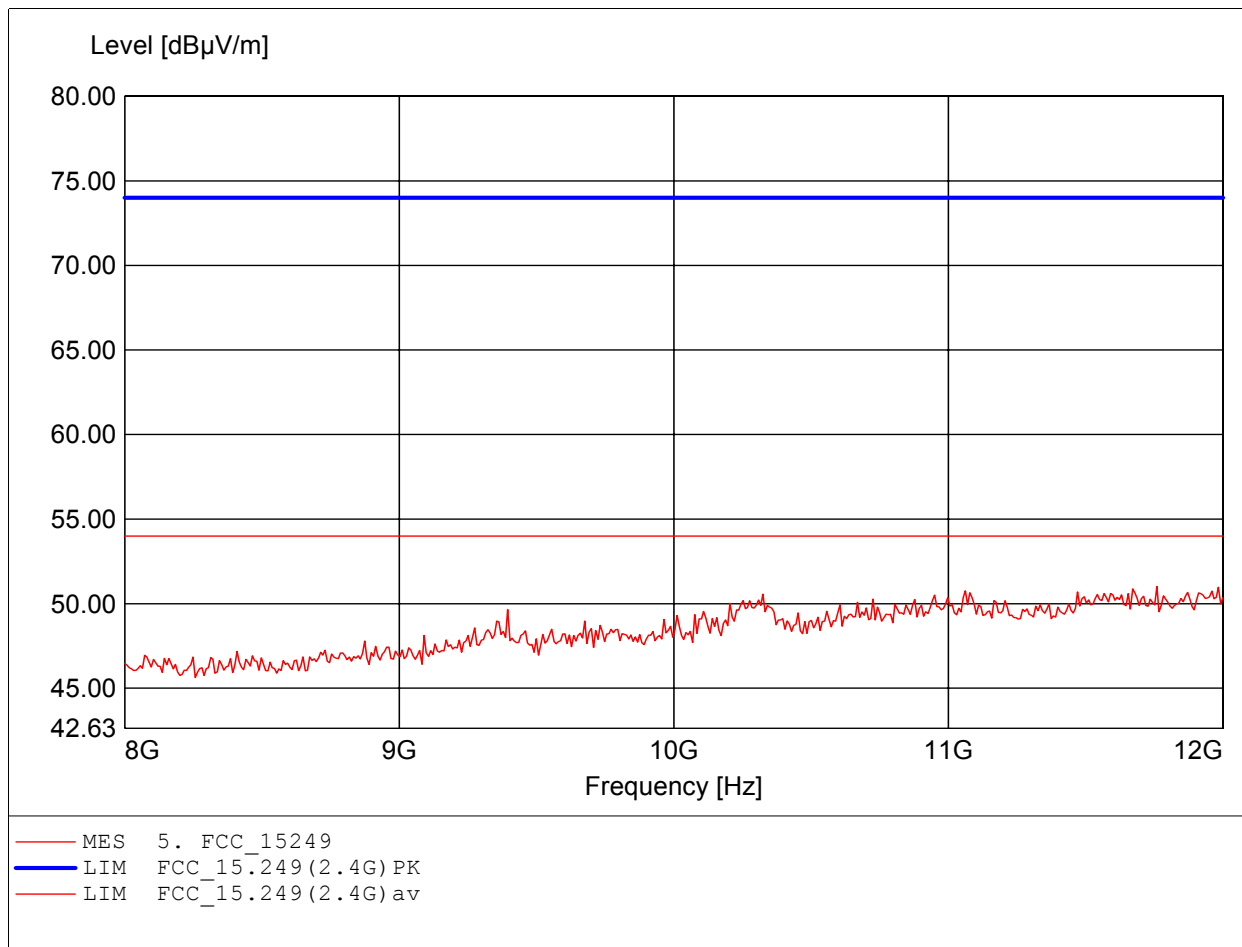
Order Number : W6M20607-7130 (high channel)
Test Site / Operator: ETS / Charles
Temperature: Temp.: 23.9°C
Test Specification: according to §15.249, peak detector
Comment 1: Dist.: 3m, Ant.: HL025, ampl.+HP.
Freq: 11.719GHz, Emax: 51.30dBµV/m, RBW: 1MHz



Spurious emissions Field Strength

FCC RULES PART 15, SUBPART C / LP0002

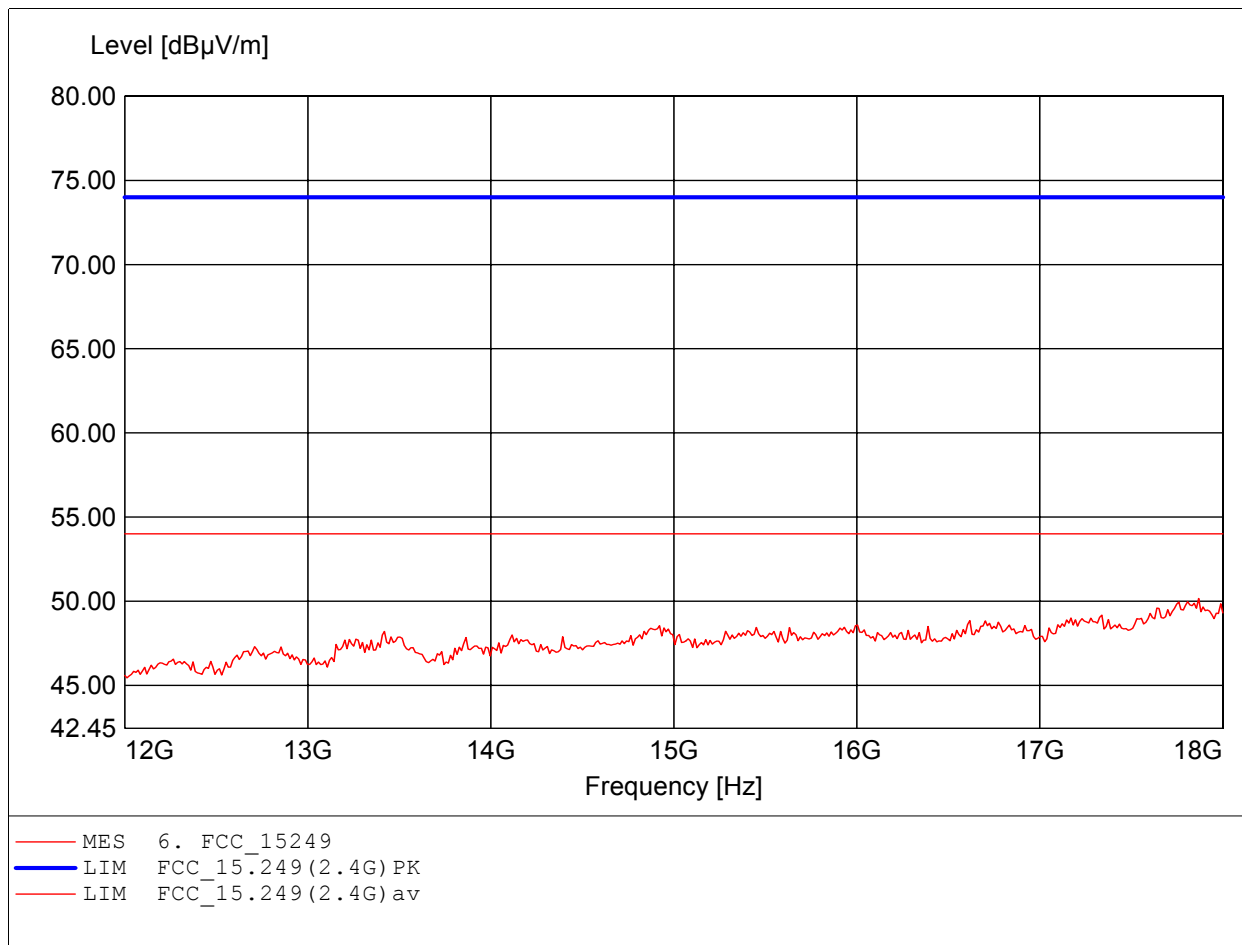
Order Number : W6M20607-7130 (high channel)
Test Site / Operator: ETS / Charles
Temperature: Temp.: 23.9°C
Test Specification: according to §15.249, peak detector
Comment 1: Dist.: 3m, Ant.: HL025, ampl.+HP.
Freq: 11.760GHz, Emax: 51.01dBμV/m, RBW: 1MHz



Spurious emissions Field Strength

FCC RULES PART 15, SUBPART C / LP0002

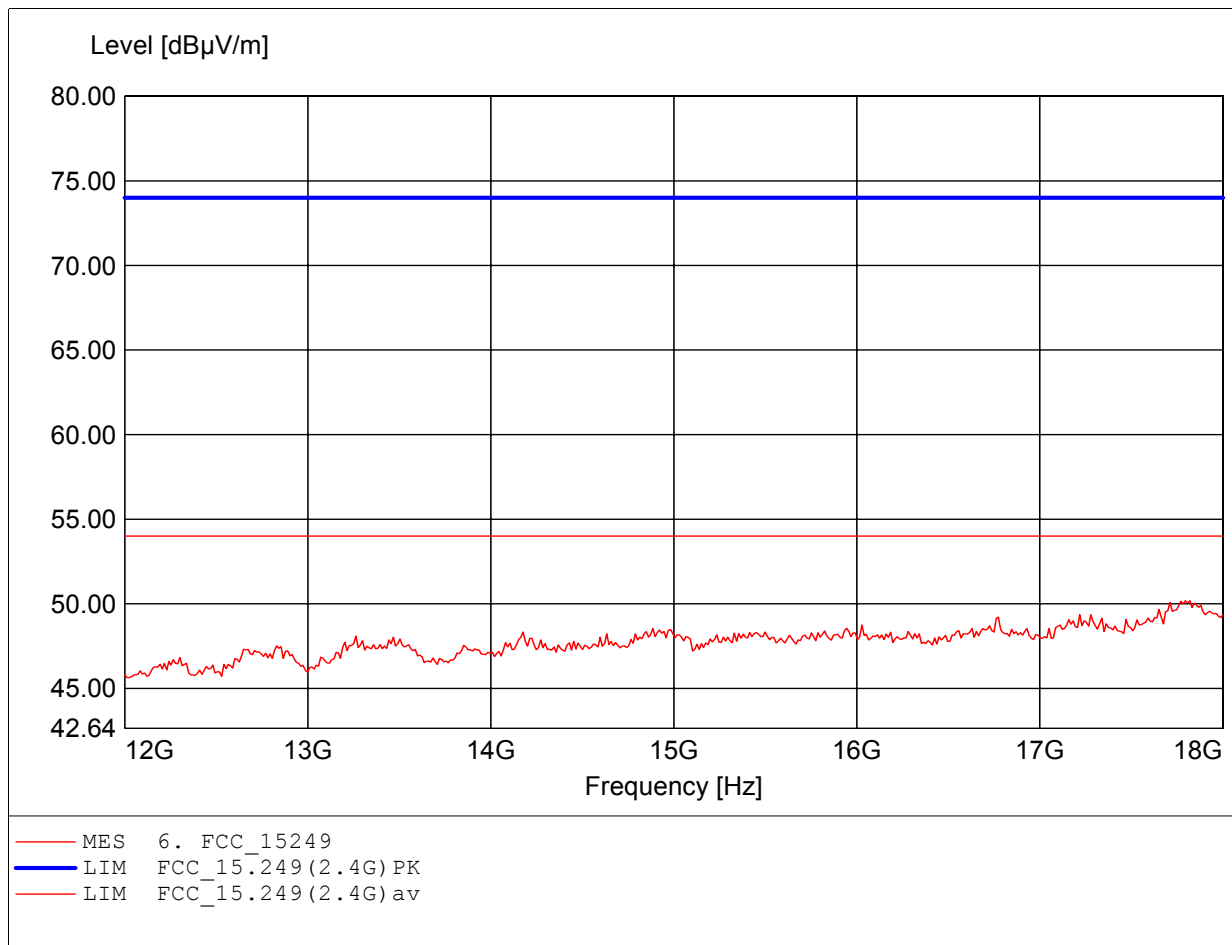
Order Number : W6M20607-7130 (high channel)
Test Site / Operator: ETS / Charles
Temperature: Temp.: 23.9°C
Test Specification: according to §15.249, peak detector
Comment 1: Dist.: 3m, Ant.: HL025, ampl.+HP.
Freq: 17.868GHz, Emax: 50.17dBµV/m, RBW: 1MHz



Spurious emissions Field Strength

FCC RULES PART 15, SUBPART C / LP0002

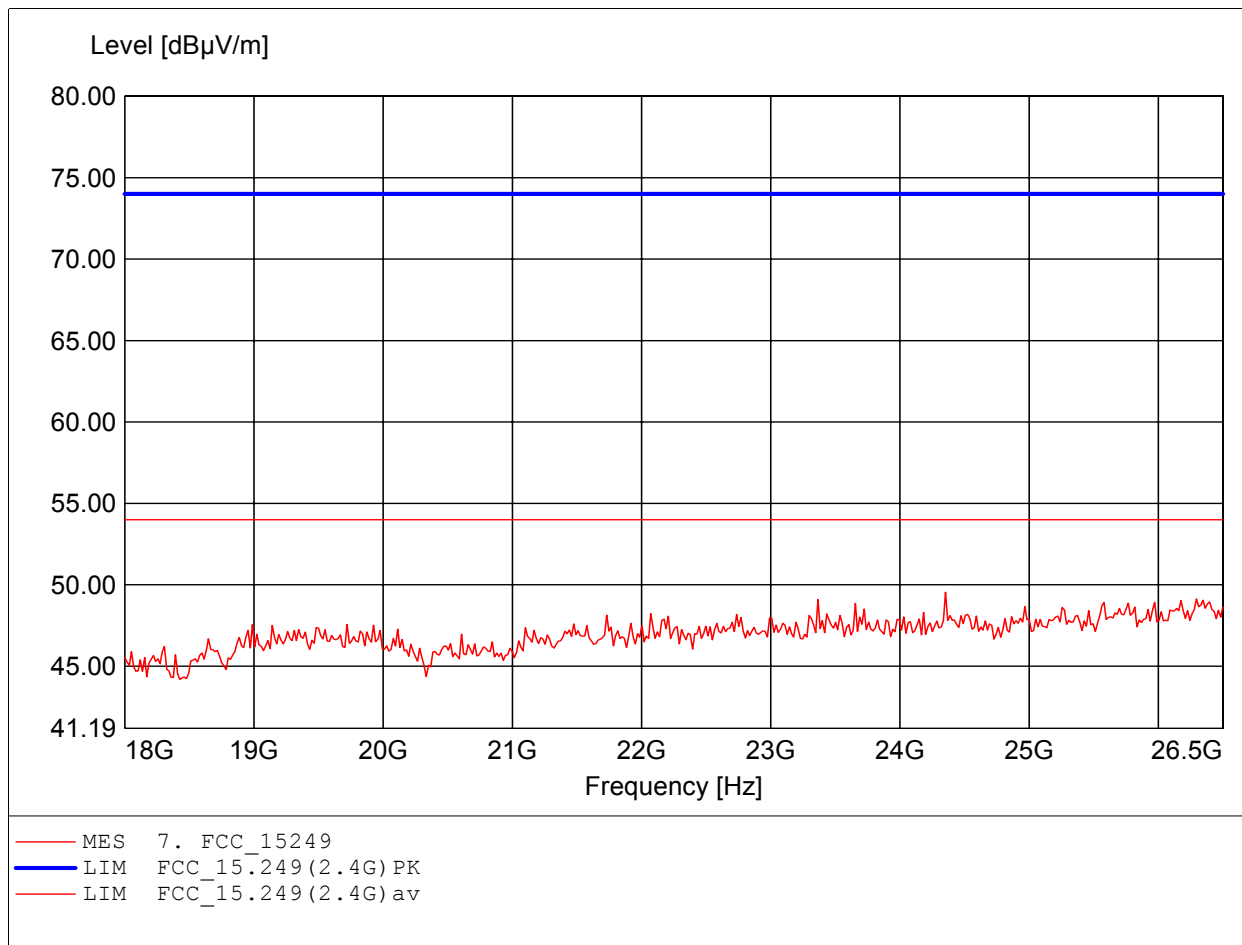
Order Number : W6M20607-7130 (high channel)
Test Site / Operator: ETS / Charles
Temperature: Temp.: 23.9°C
Test Specification: according to §15.249, peak detector
Comment 1: Dist.: 3m, Ant.: HL025, ampl.+HP.
Freq: 17.820GHz, Emax: 50.18dBμV/m, RBW: 1MHz



Spurious emissions Field Strength

FCC RULES PART 15, SUBPART C / LP0002

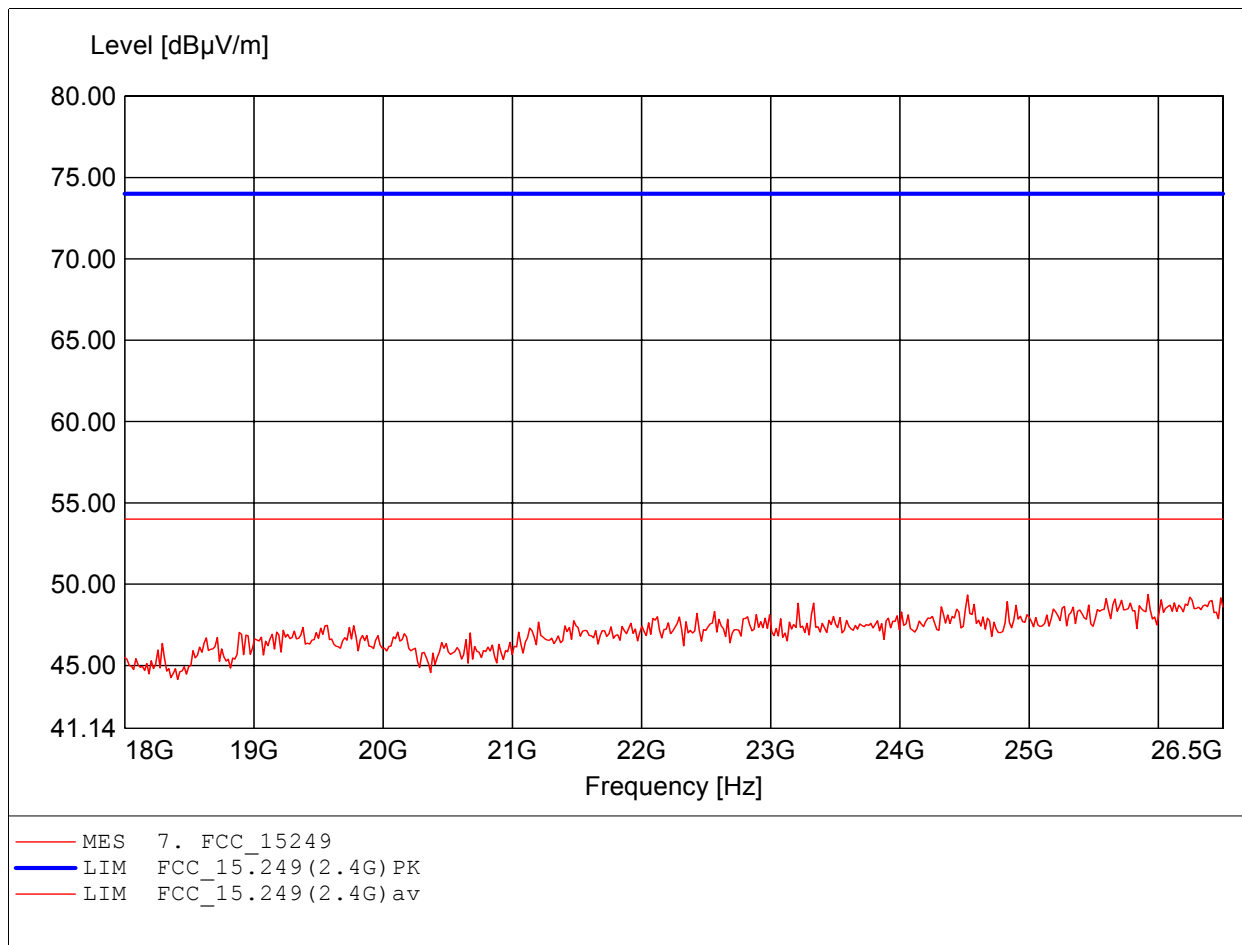
Order Number : W6M20607-7130 (high channel)
Test Site / Operator: ETS / Charles
Temperature: Temp.: 23.9°C
Test Specification: according to §15.249, peak detector
Comment 1: Dist.: 3m, Ant.: HL025, amplif.
Freq: 24.354GHz, Emax: 49.54dBµV/m, RBW: 1MHz



Spurious emissions Field Strength

FCC RULES PART 15, SUBPART C / LP0002

Order Number : W6M20607-7130 (high channel)
Test Site / Operator: ETS / Charles
Temperature: Temp.: 23.9°C
Test Specification: according to §15.249, peak detector
Comment 1: Dist.: 3m, Ant.: HL025, amplif.
Freq: 25.921GHz, Emax: 49.37dBµV/m, RBW: 1MHz





Appendix C

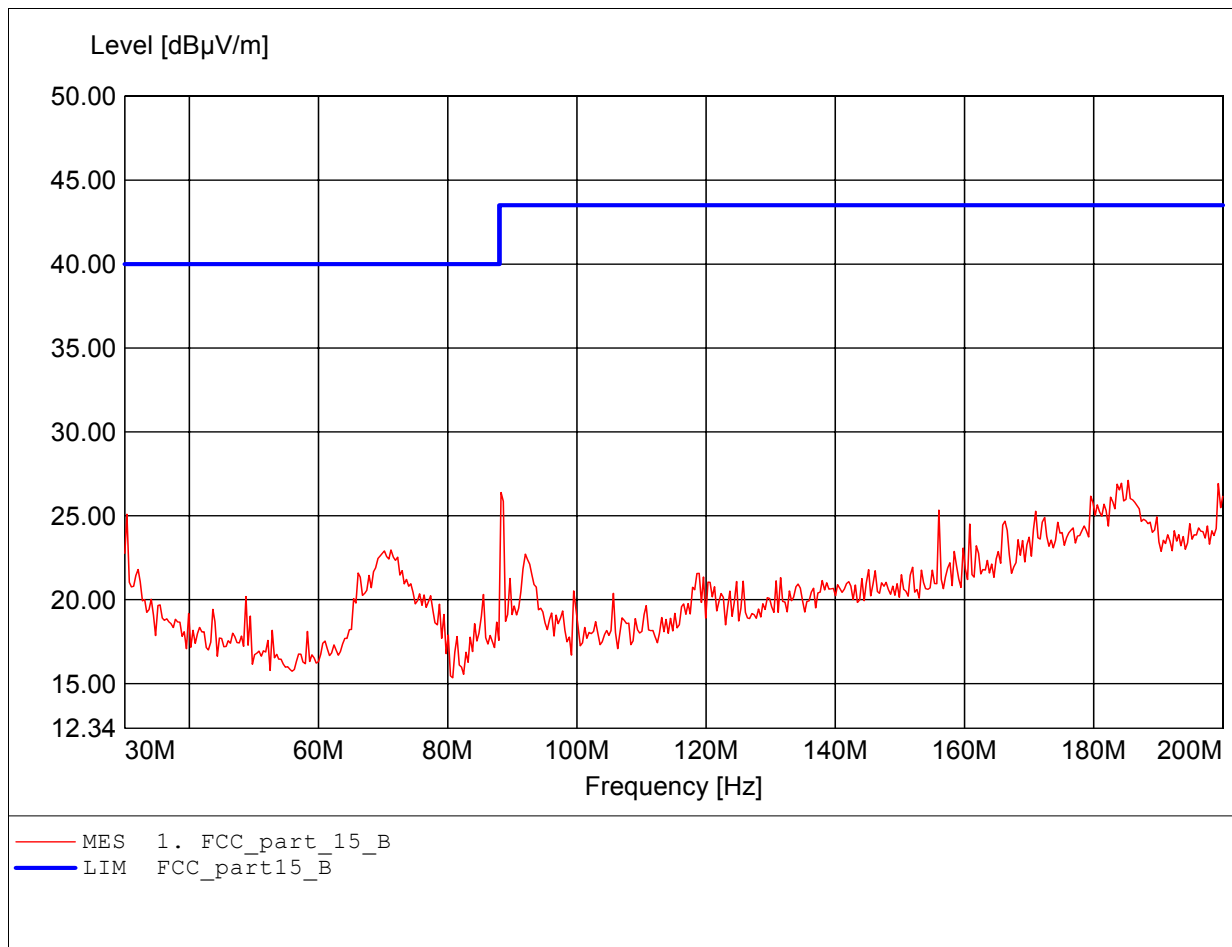
Radiated Emission from Digital Part and Receiver L.O

The measurement diagrams plots attached below are preliminary wideband scan with a peak detector for reference only. The final test results are listed on section 3.6

Field Strength under normal conditions

FCC RULES PART 15, SUBPART B / LP0002

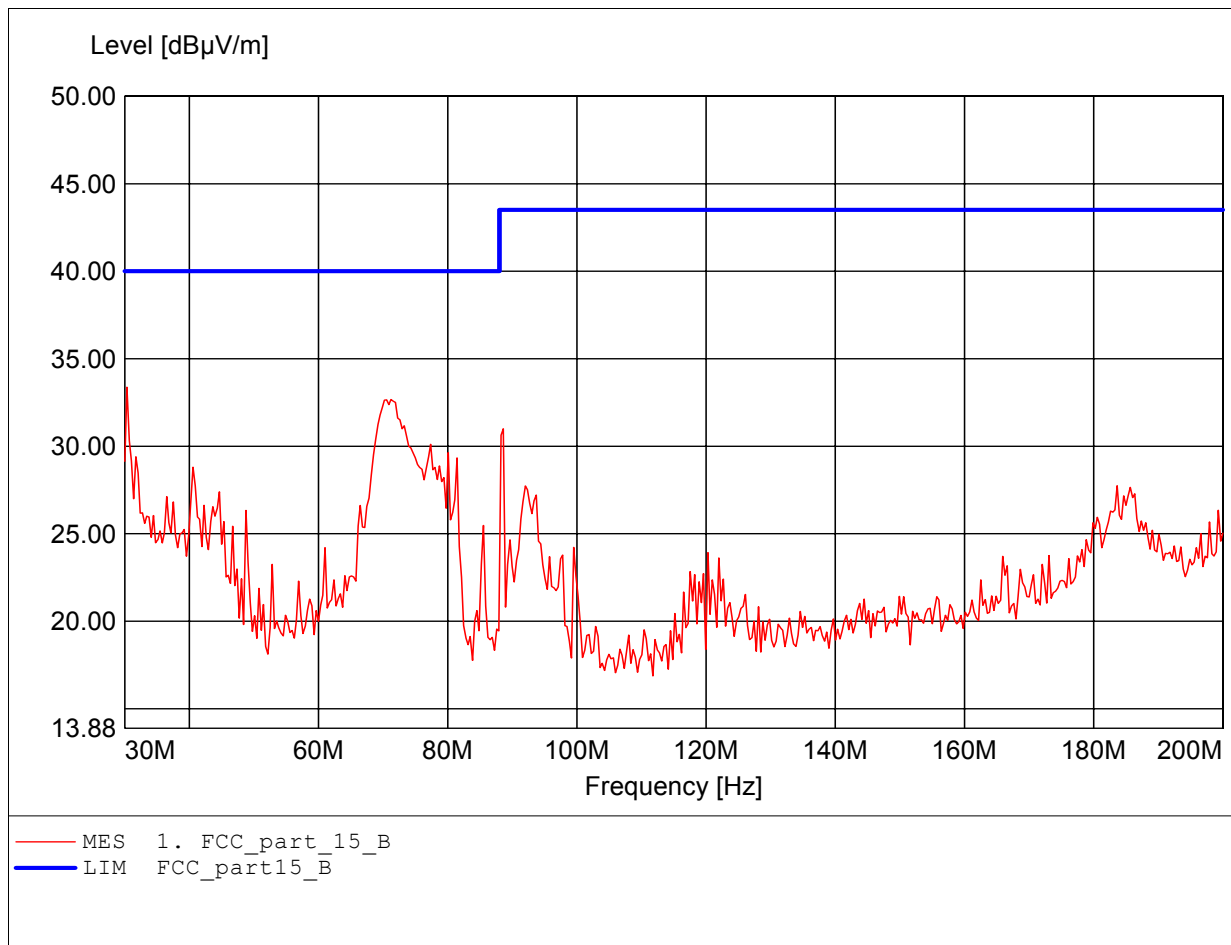
Order Number : W6M20607-7130 (low channel)
Test Site / Operator: ETS / Charles
Temperature: Temp.: 23.9°C
Test Specification: according to subpart B
Comment 1: Dist.: 3m, Ant.: HK 116
Freq:185.351MHz Emax:27.12dBμV/m RBW: 100 kHz



Field Strength under normal conditions

FCC RULES PART 15, SUBPART B / LP0002

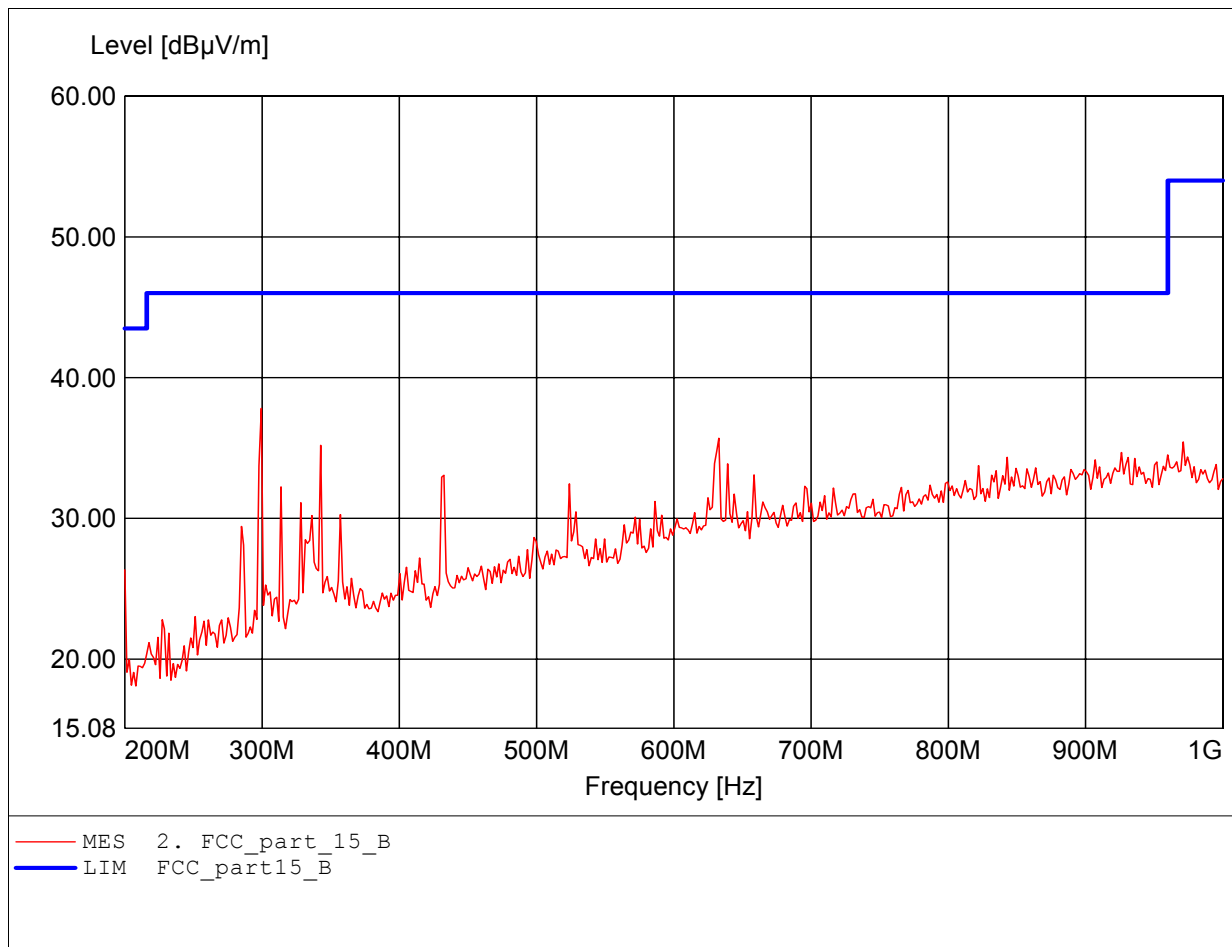
Order Number : W6M20607-7130 (low channel)
Test Site / Operator: ETS / Charles
Temperature: Temp.: 23.9°C
Test Specification: according to subpart B
Comment 1: Dist.: 3m, Ant.: HK 116
Freq:30.341MHz Emax:33.37dBμV/m RBW: 100 kHz



Field Strength under normal conditions

FCC RULES PART 15, SUBPART B / LP0002

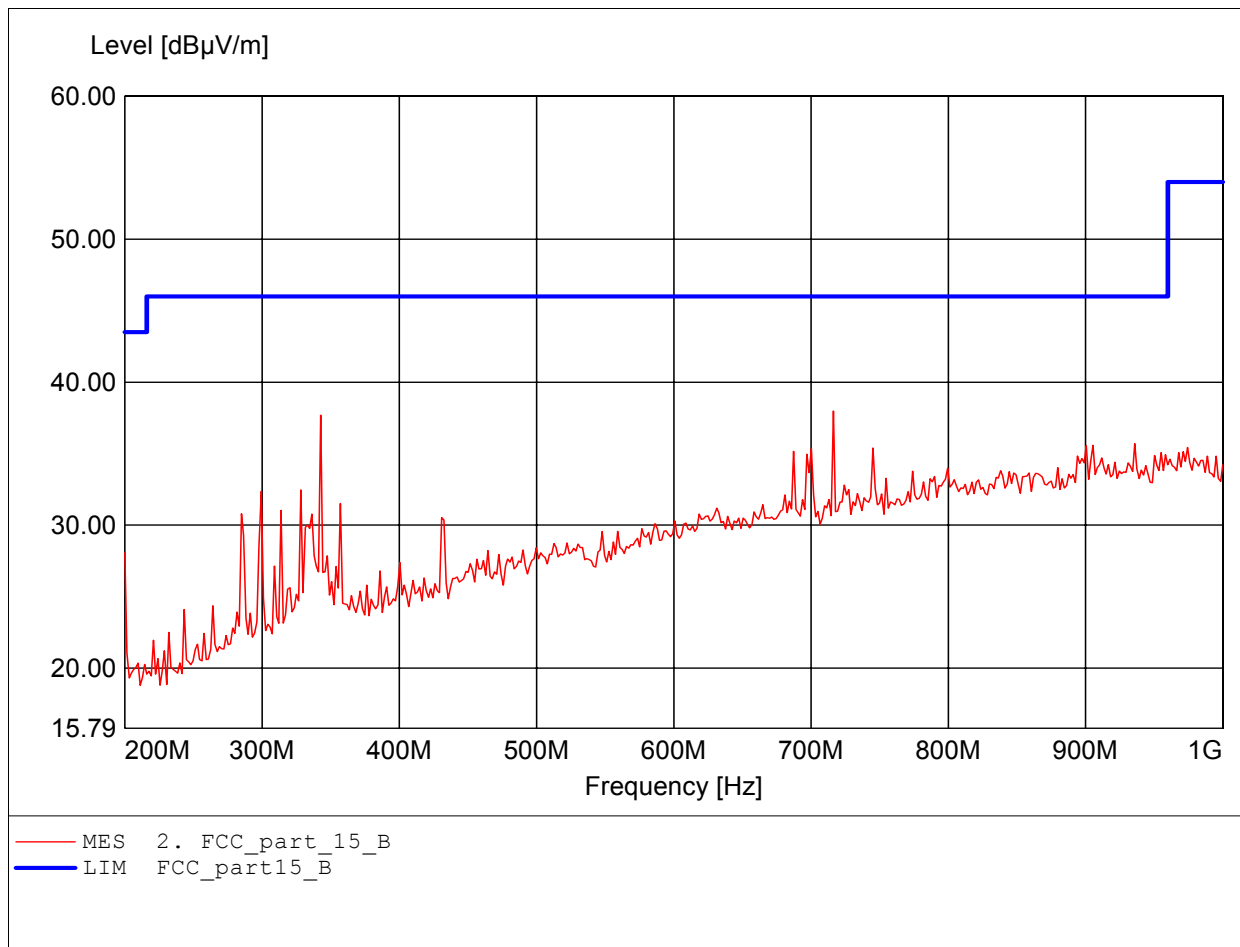
Order Number : W6M20607-7130 (low channel)
Test Site / Operator: ETS / Charles
Temperature: Temp.: 23.9°C
Test Specification: according to subpart B
Comment 1: Dist.: 3m, Ant.: HL 223, ampl.
Freq:299.399MHz Emax:37.82dBμV/m RBW: 100 kHz



Field Strength under normal conditions

FCC RULES PART 15, SUBPART B / LP0002

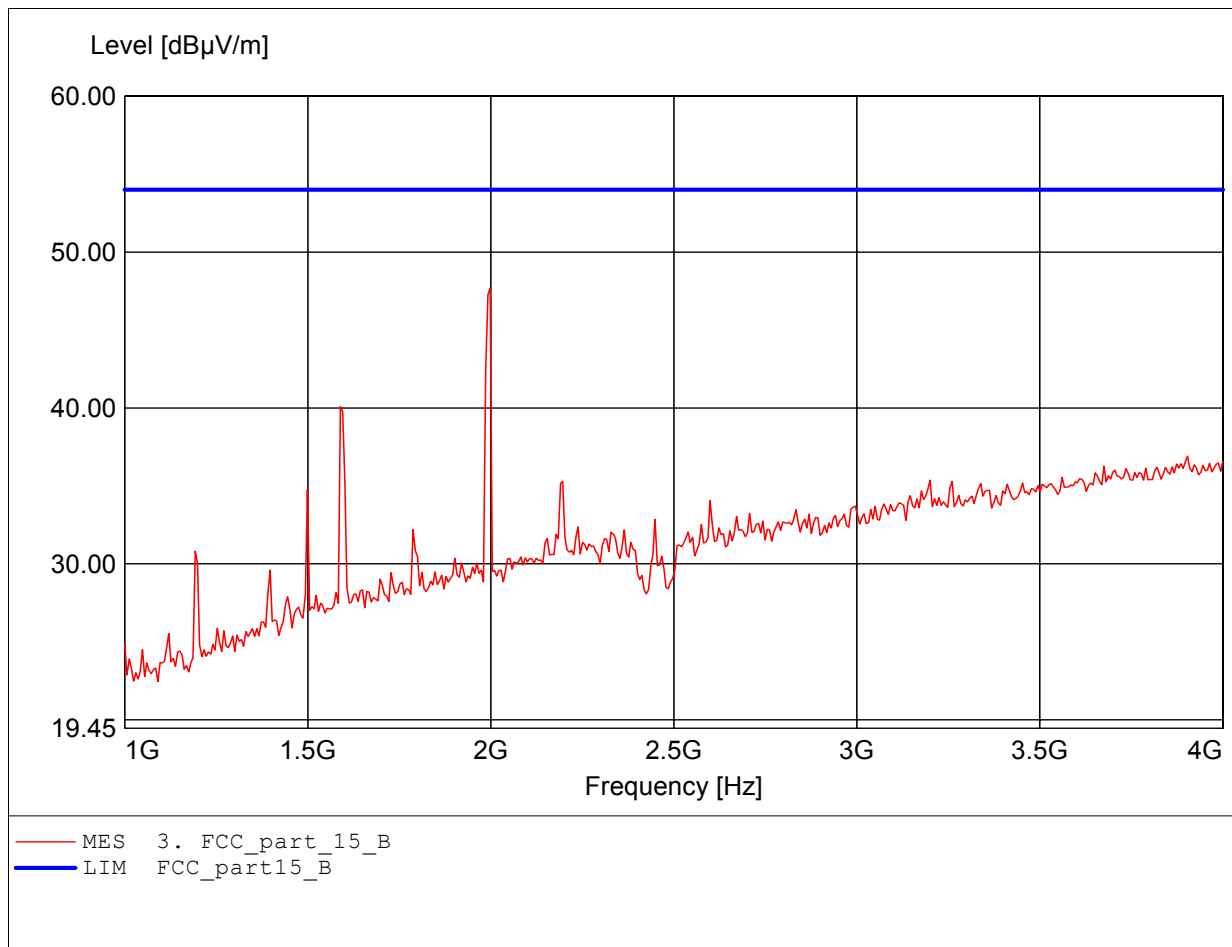
Order Number : W6M20607-7130 (low channel)
Test Site / Operator: ETS / Charles
Temperature: Temp.: 23.9°C
Test Specification: according to subpart B
Comment 1: Dist.: 3m, Ant.: HL 223, ampl.
Freq:716.232MHz Emax:37.99dBμV/m RBW: 100 kHz



Field Strength under normal conditions

FCC RULES PART 15, SUBPART B / LP0002

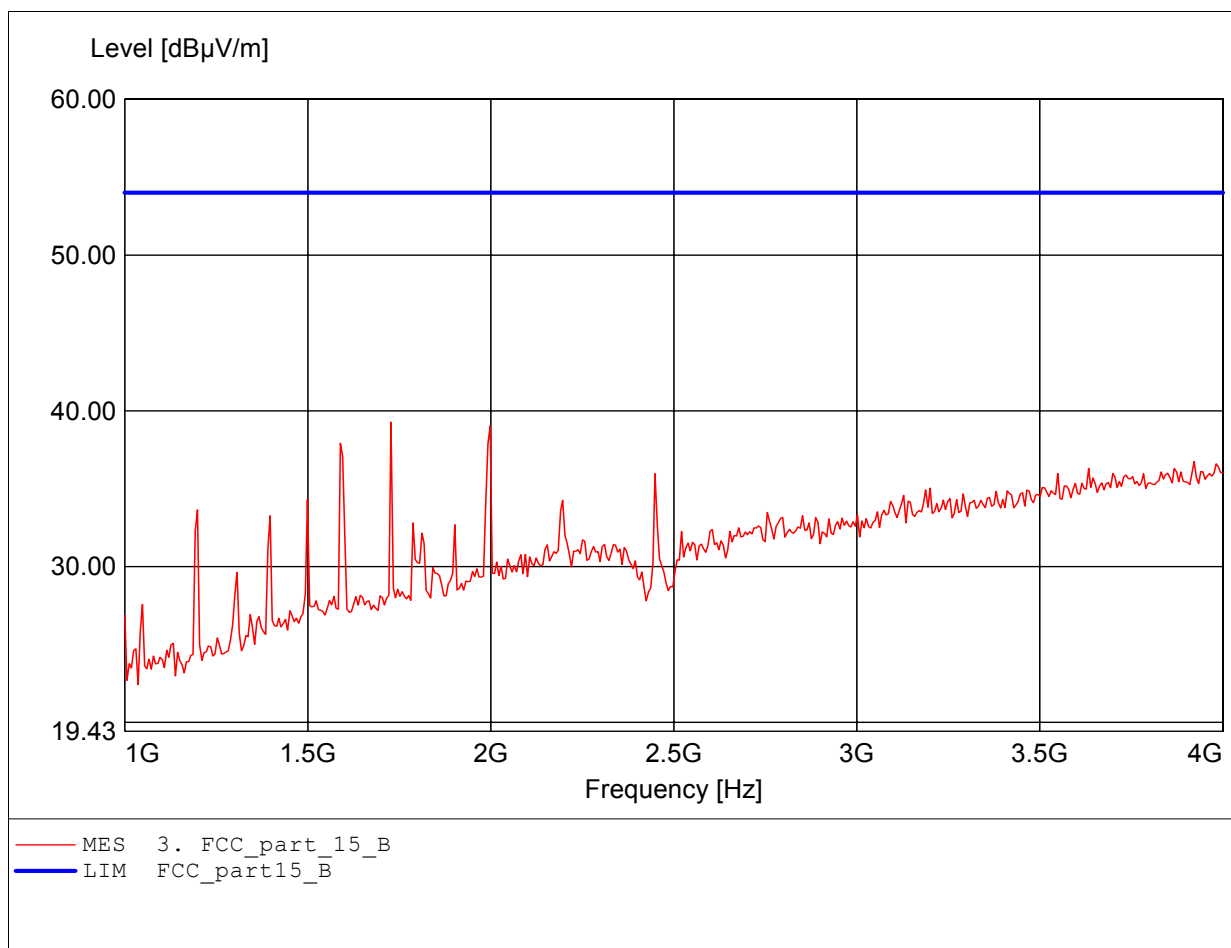
Order Number : W6M20607-7130 (low channel)
Test Site / Operator: ETS / Charles
Temperature: Temp.: 23.9°C
Test Specification: according to subpart B
Comment 1: Dist.: 3m, Ant.: HL25, ampl.
Freq:1.998GHz Emax:47.70dBμV/m RBW: 1 MHz



Field Strength under normal conditions

FCC RULES PART 15, SUBPART B / LP0002

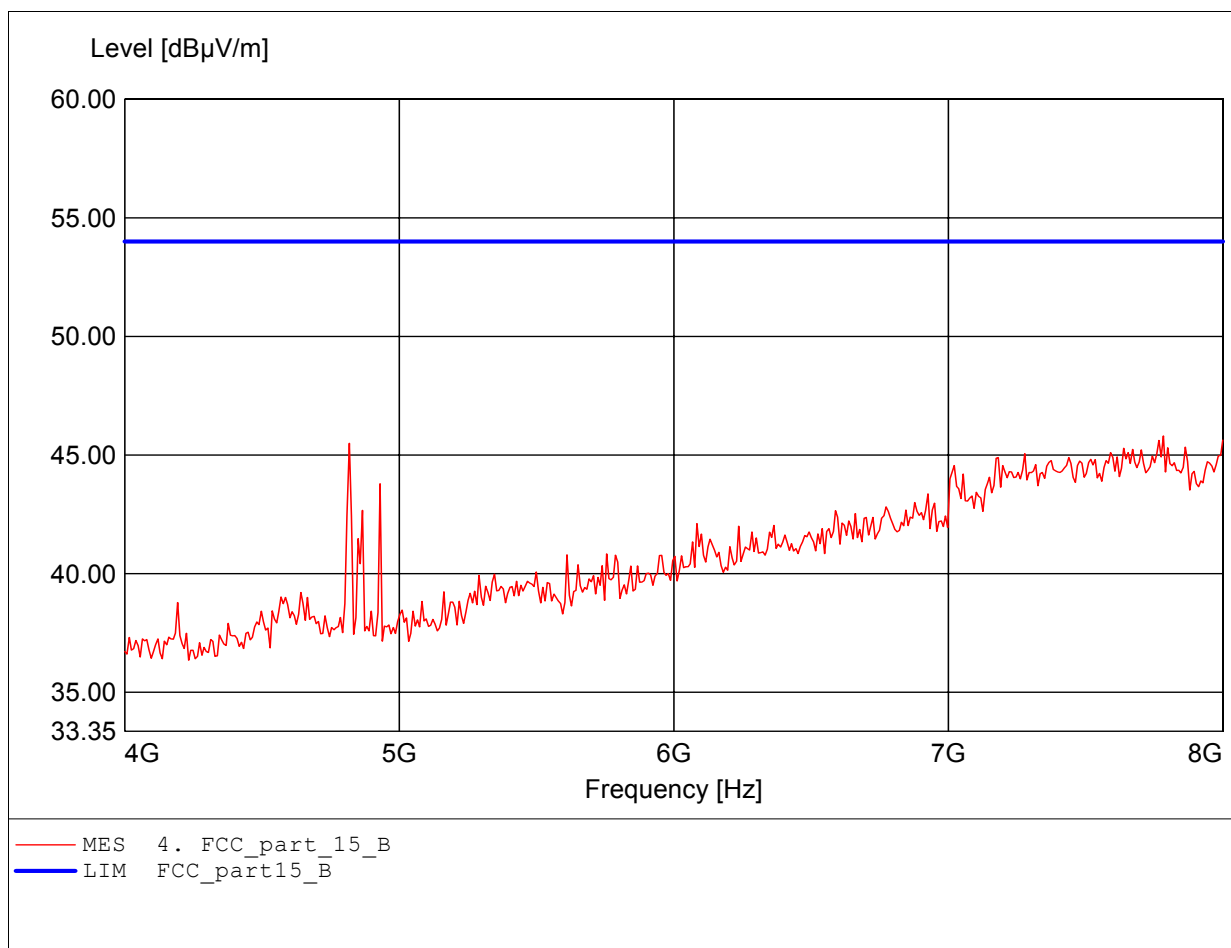
Order Number : W6M20607-7130 (low channel)
Test Site / Operator: ETS / Charles
Temperature: Temp.: 23.9°C
Test Specification: according to subpart B
Comment 1: Dist.: 3m, Ant.: HL25, ampl.
Freq:1.727GHz Emax:39.26dBμV/m RBW: 1 MHz



Field Strength under normal conditions

FCC RULES PART 15, SUBPART B / LP0002

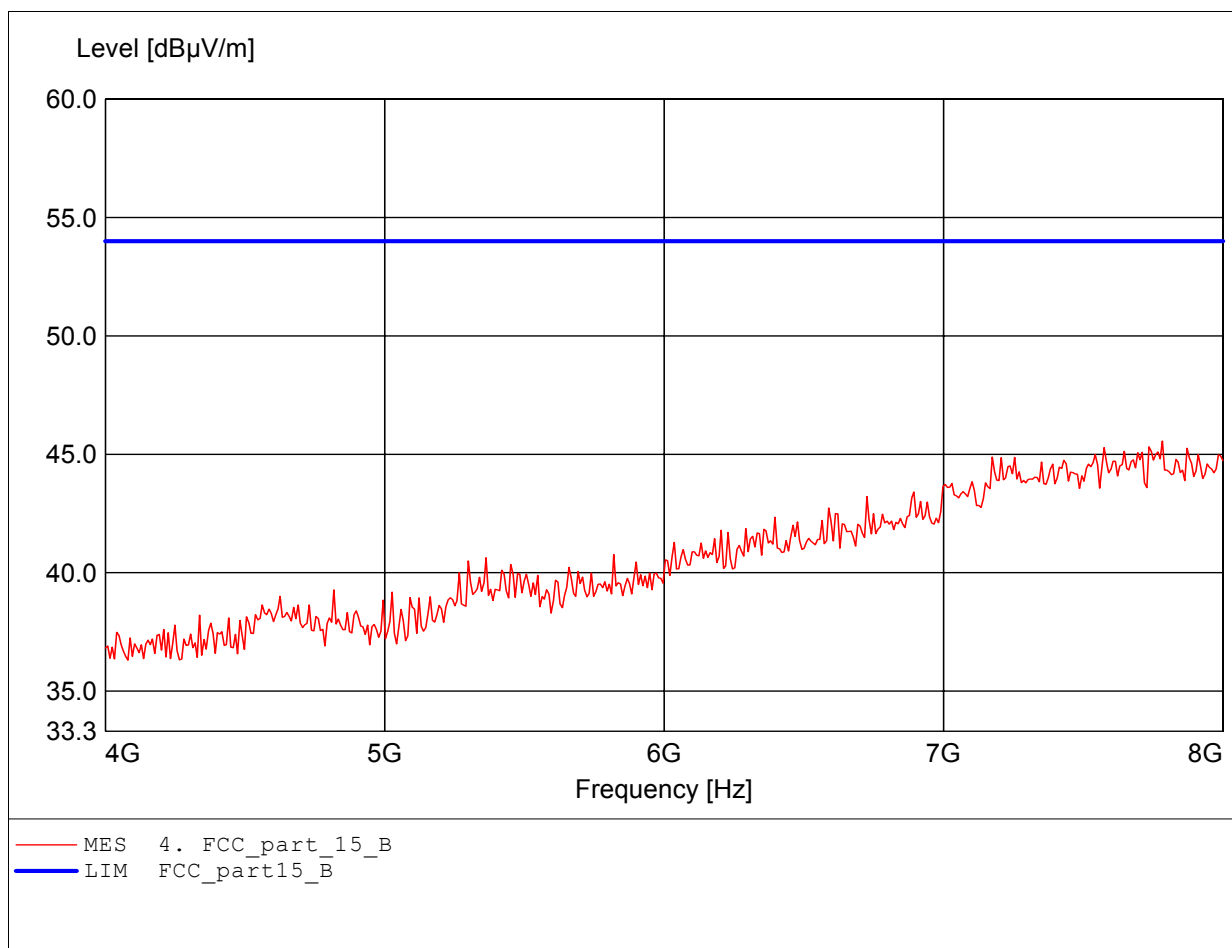
Order Number : W6M20607-7130 (low channel)
Test Site / Operator: ETS / Charles
Temperature: Temp.: 23.9°C
Test Specification: according to subpart B
Comment 1: Dist.: 3m, Ant.: HL25, ampl.
Freq:7.784GHz Emax:45.80dBμV/m RBW: 1 MHz



Field Strength under normal conditions

FCC RULES PART 15, SUBPART B / LP0002

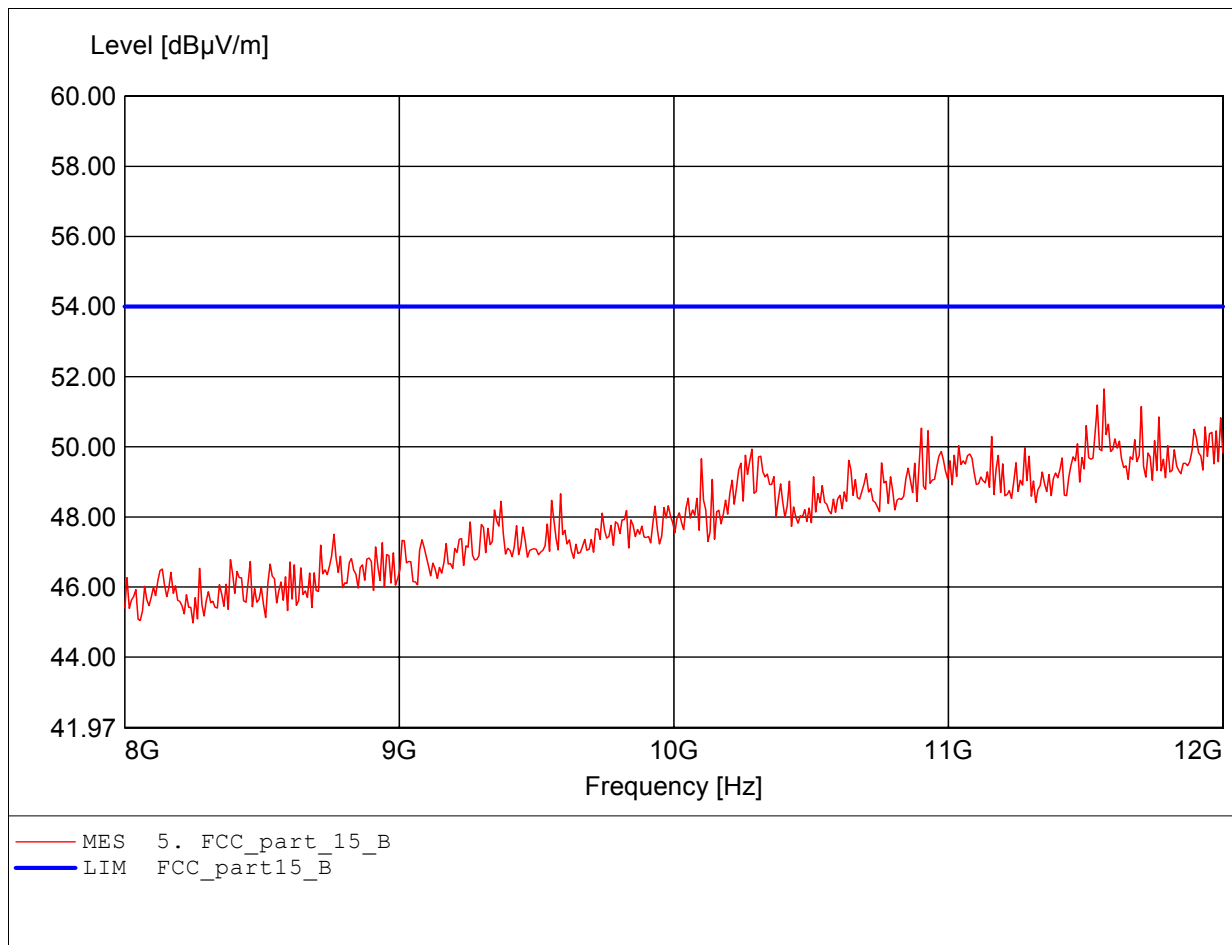
Order Number : W6M20607-7130 (low channel)
Test Site / Operator: ETS / Charles
Temperature: Temp.: 23.9°C
Test Specification: according to subpart B
Comment 1: Dist.: 3m, Ant.: HL25, ampl.
Freq:7.784GHz Emax:45.56dBμV/m RBW: 1 MHz



Field Strength under normal conditions

FCC RULES PART 15, SUBPART B / LP0002

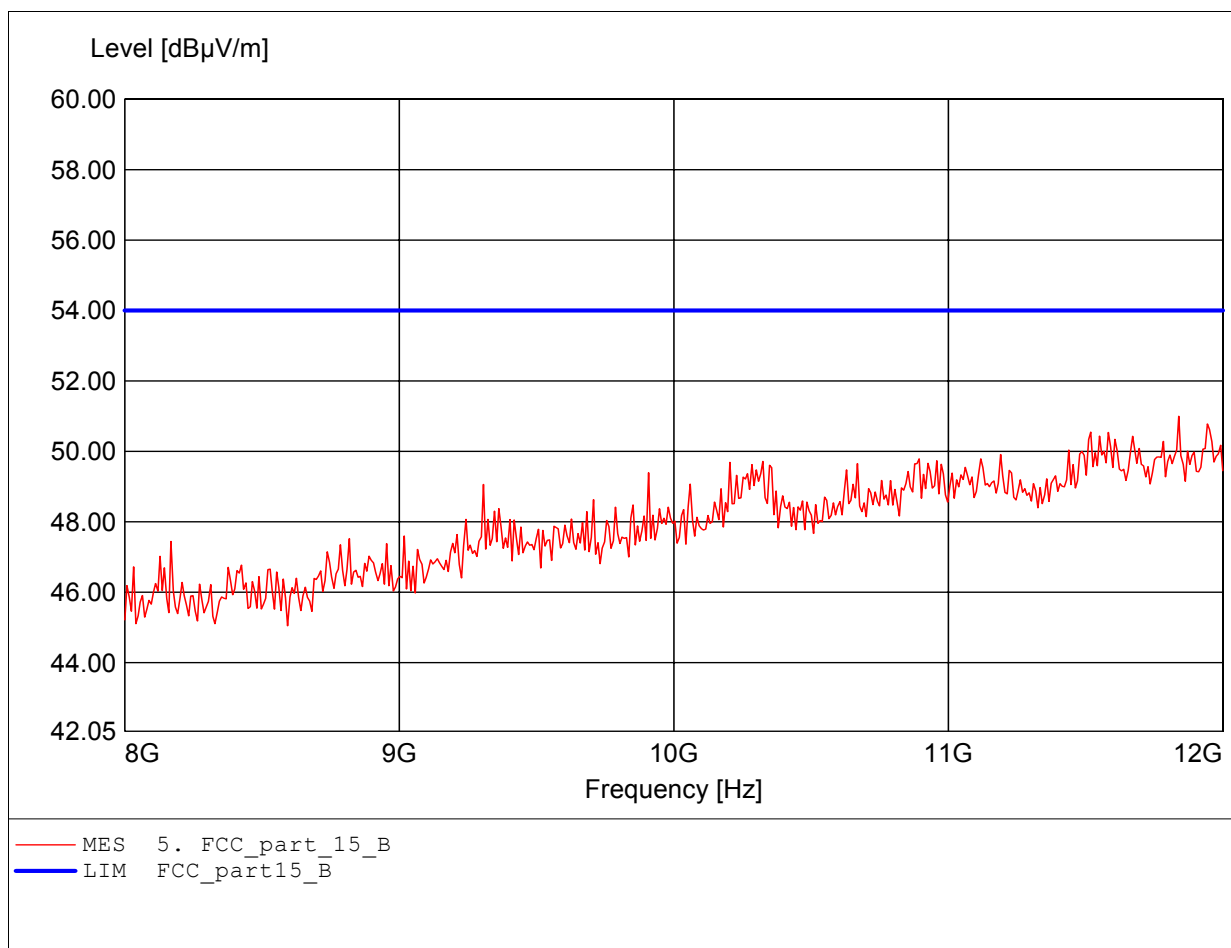
Order Number : W6M20607-7130 (low channel)
Test Site / Operator: ETS / Charles
Temperature: Temp.: 23.9°C
Test Specification: according to subpart B
Comment 1: Dist.: 3m, Ant.: HL25, ampl.
Freq:11.567GHz Emax:51.65dBµV/m RBW: 1 MHz



Field Strength under normal conditions

FCC RULES PART 15, SUBPART B / LP0002

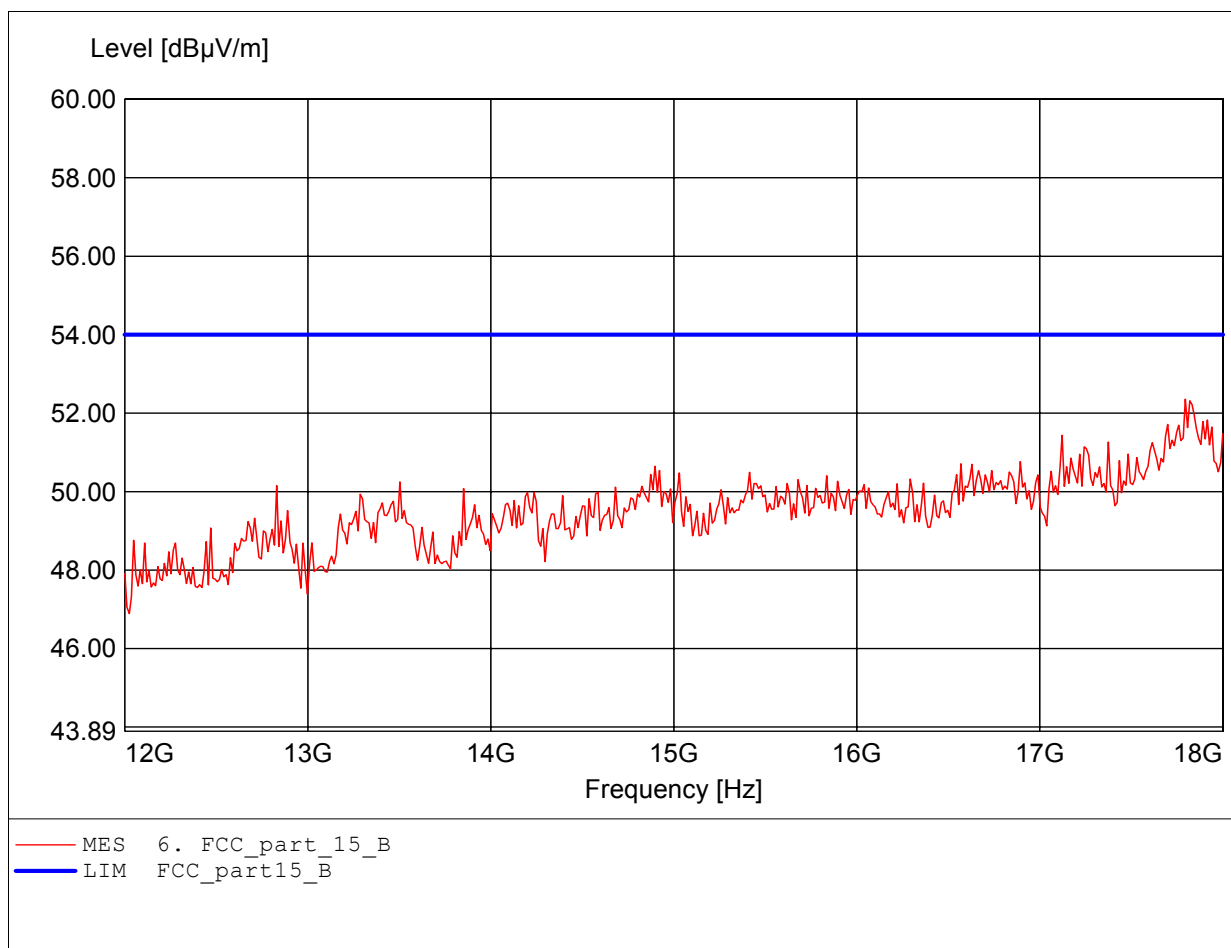
Order Number : W6M20607-7130 (low channel)
Test Site / Operator: ETS / Charles
Temperature: Temp.: 23.9°C
Test Specification: according to subpart B
Comment 1: Dist.: 3m, Ant.: HL25, ampl.
Freq:11.840GHz Emax:51.00dBµV/m RBW: 1 MHz



Field Strength under normal conditions

FCC RULES PART 15, SUBPART B / LP0002

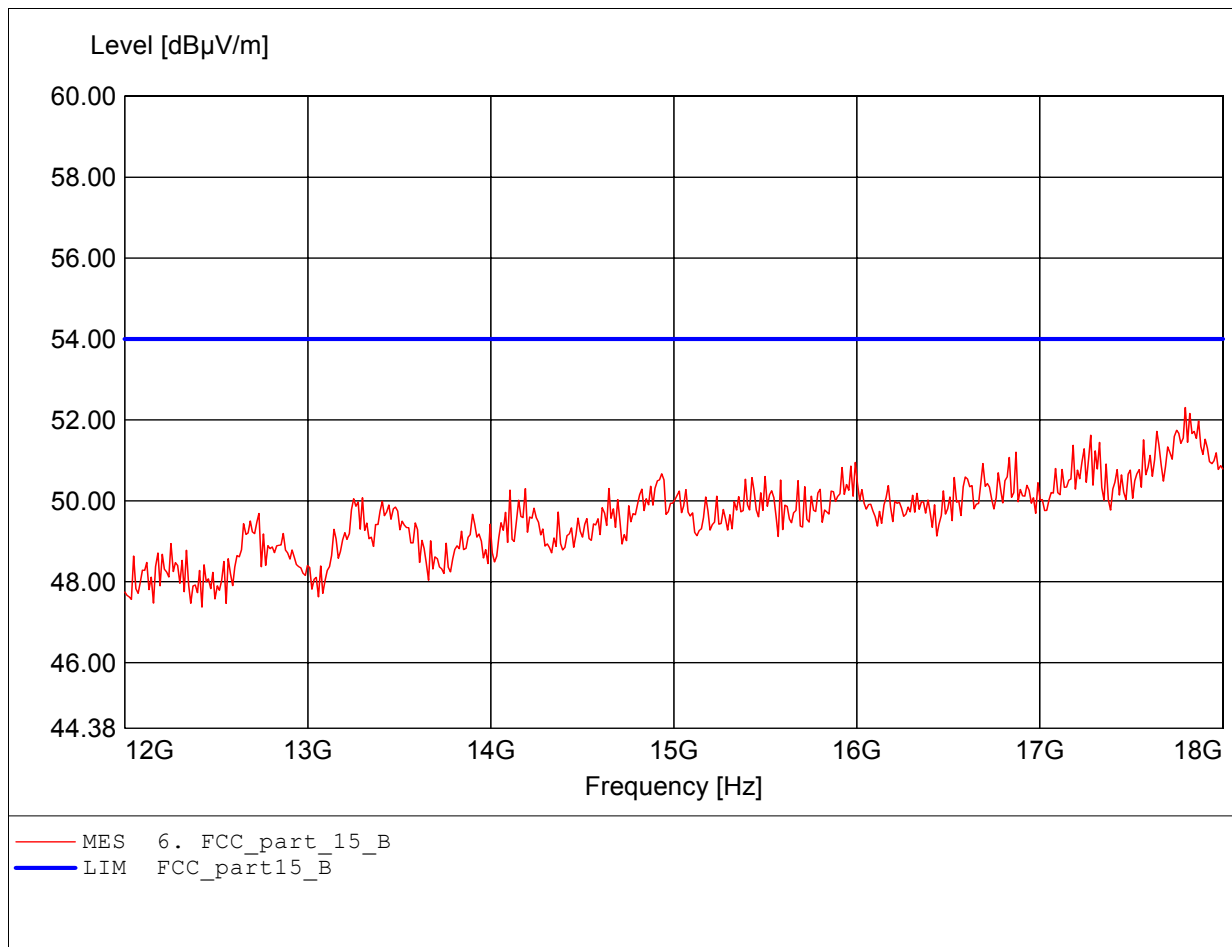
Order Number : W6M20607-7130 (low channel)
Test Site / Operator: ETS / Charles
Temperature: Temp.: 23.9°C
Test Specification: according to subpart B
Comment 1: Dist.: 3m, Ant.: HL25, ampl.
Freq:17.796GHz Emax:52.36dBμV/m RBW: 1 MHz



Field Strength under normal conditions

FCC RULES PART 15, SUBPART B / LP0002

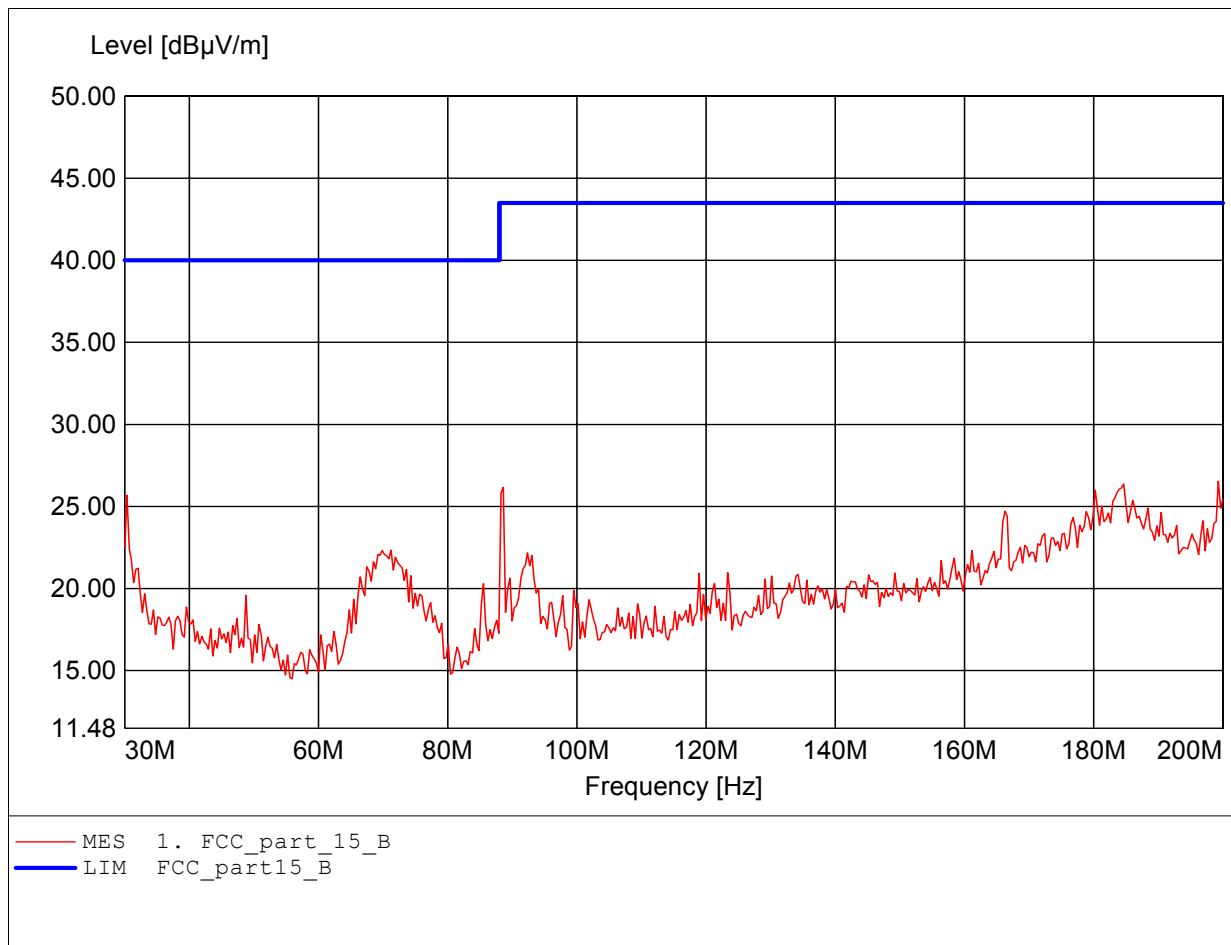
Order Number : W6M20607-7130 (low channel)
Test Site / Operator: ETS / Charles
Temperature: Temp.: 23.9°C
Test Specification: according to subpart B
Comment 1: Dist.: 3m, Ant.: HL25, ampl.
Freq:17.796GHz Emax:52.31dBμV/m RBW: 1 MHz



Field Strength under normal conditions

FCC RULES PART 15, SUBPART B / LP0002

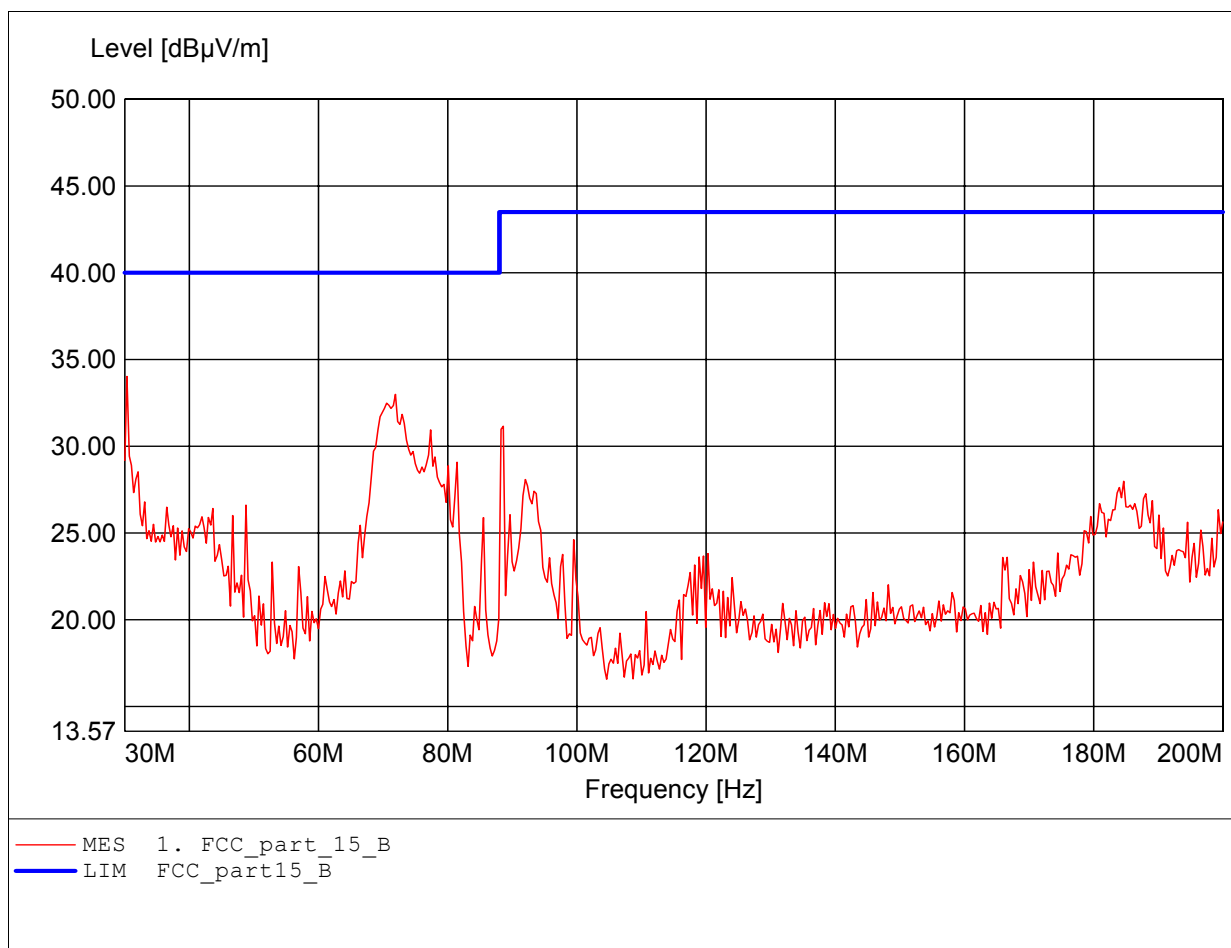
Order Number : W6M20607-7130 (middle channel)
Test Site / Operator: ETS / Charles
Temperature: Temp.: 23.9°C
Test Specification: according to subpart B
Comment 1: Dist.: 3m, Ant.: HK 116
Freq:199.319MHz Emax:26.54dBμV/m RBW: 100 kHz



Field Strength under normal conditions

FCC RULES PART 15, SUBPART B / LP0002

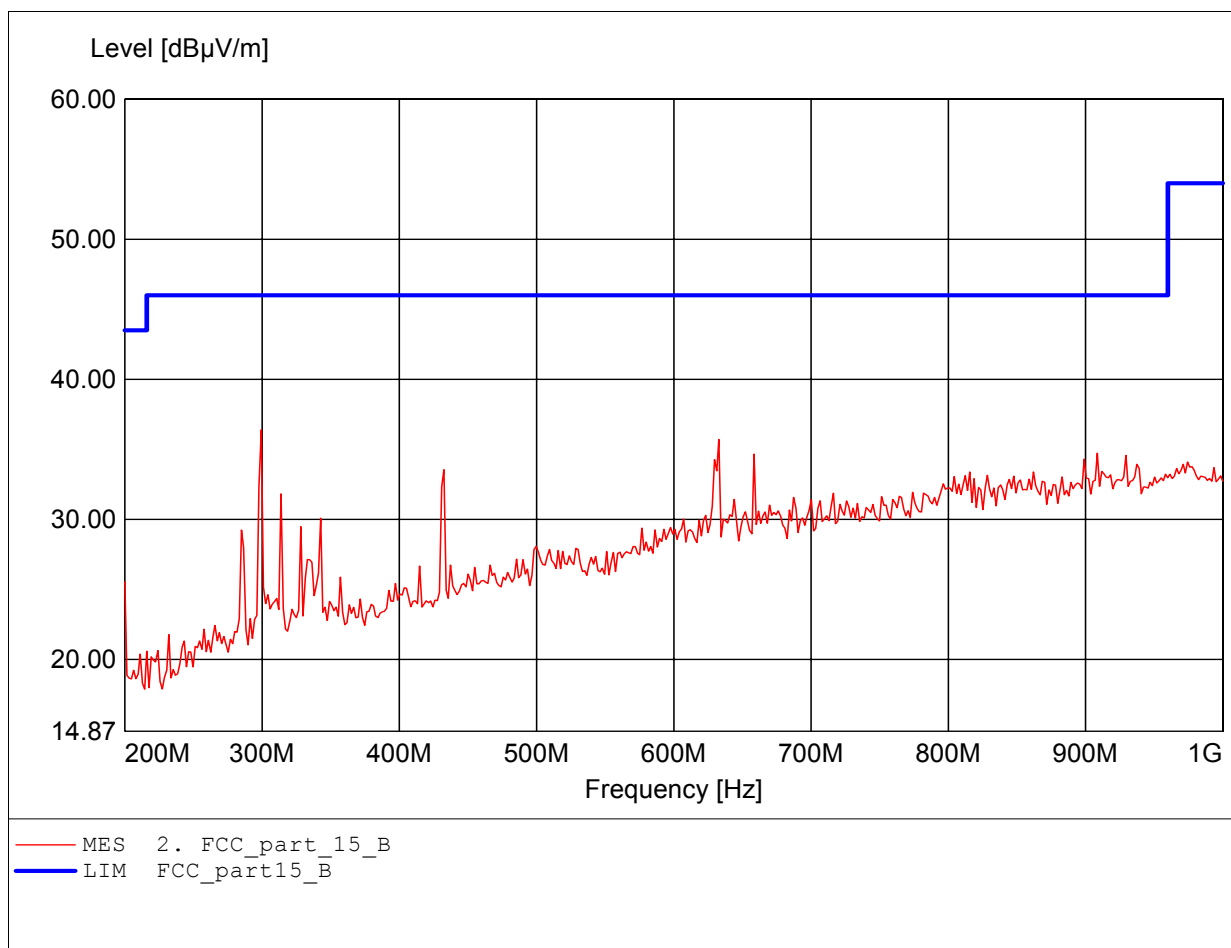
Order Number : W6M20607-7130 (middle channel)
Test Site / Operator: ETS / Charles
Temperature: Temp.: 23.9°C
Test Specification: according to subpart B
Comment 1: Dist.: 3m, Ant.: HK 116
Freq:30.341MHz Emax:34.03dBµV/m RBW: 100 kHz



Field Strength under normal conditions

FCC RULES PART 15, SUBPART B / LP0002

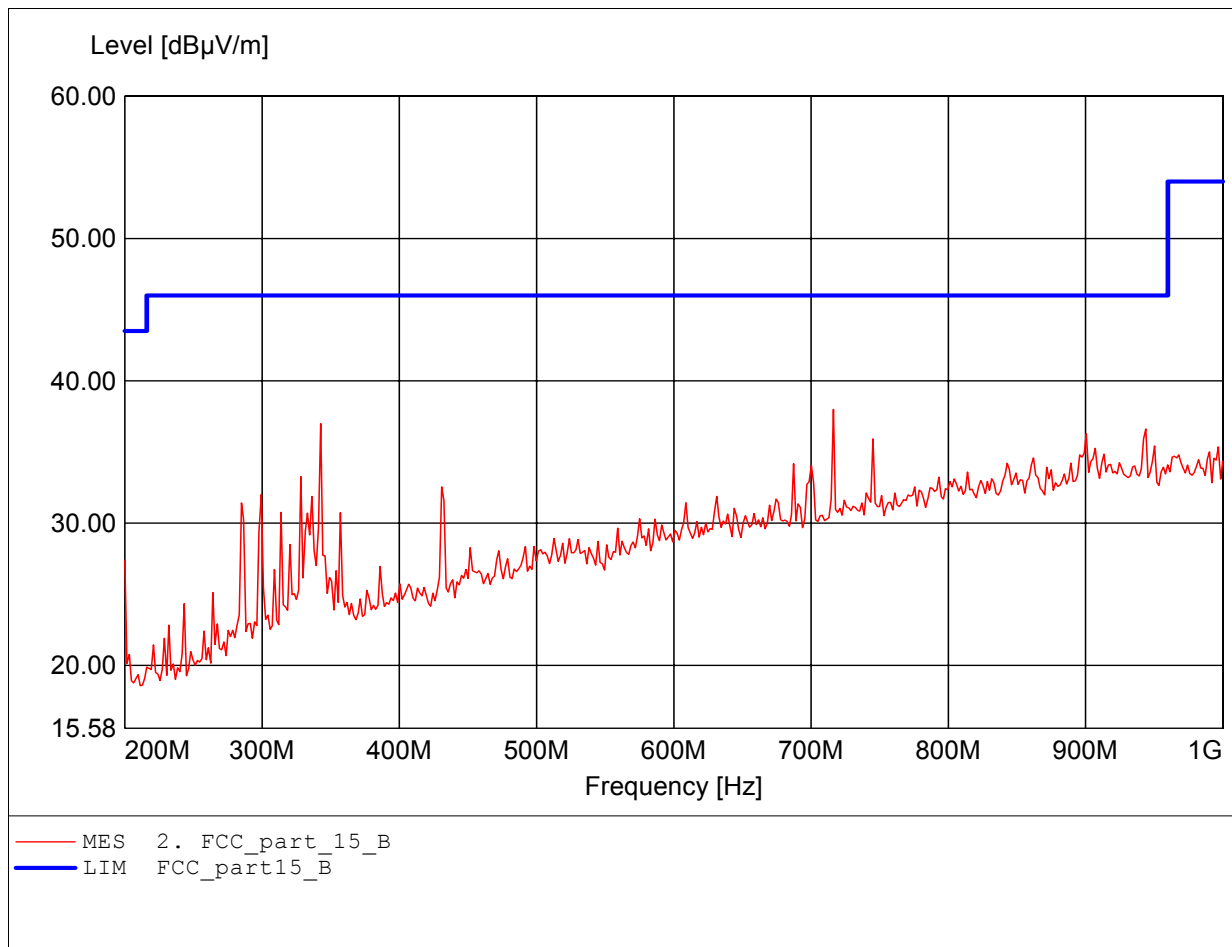
Order Number : W6M20607-7130 (middle channel)
Test Site / Operator: ETS / Charles
Temperature: Temp.: 23.9°C
Test Specification: according to subpart B
Comment 1: Dist.: 3m, Ant.: HL 223, ampl.
Freq:299.399MHz Emax:36.40dBμV/m RBW: 100 kHz



Field Strength under normal conditions

FCC RULES PART 15, SUBPART B / LP0002

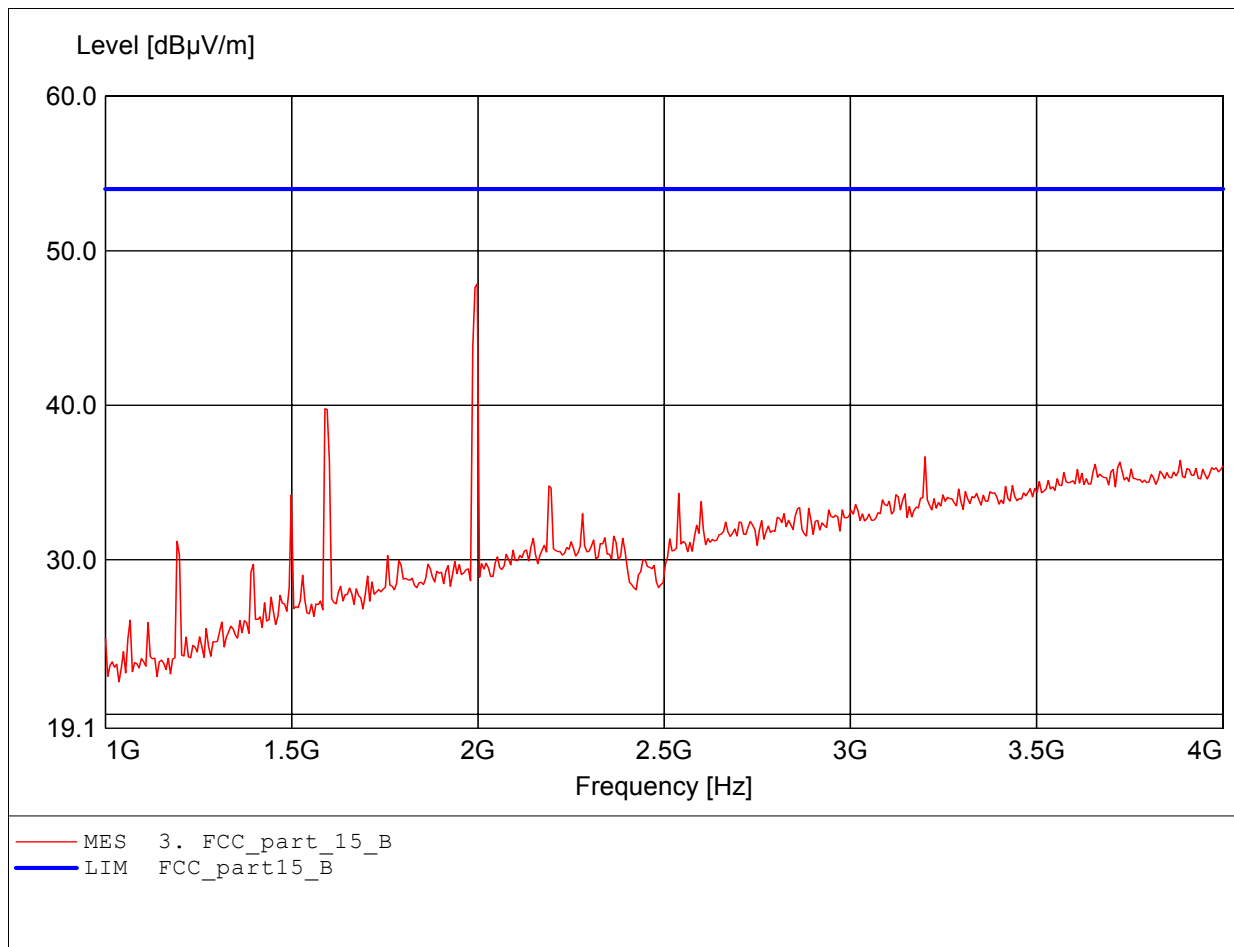
Order Number : W6M20607-7130 (middle channel)
Test Site / Operator: ETS / Charles
Temperature: Temp.: 23.9°C
Test Specification: according to subpart B
Comment 1: Dist.: 3m, Ant.: HL 223, ampl.
Freq:716.232MHz Emax:37.99dBμV/m RBW: 100 kHz



Field Strength under normal conditions

FCC RULES PART 15, SUBPART B / LP0002

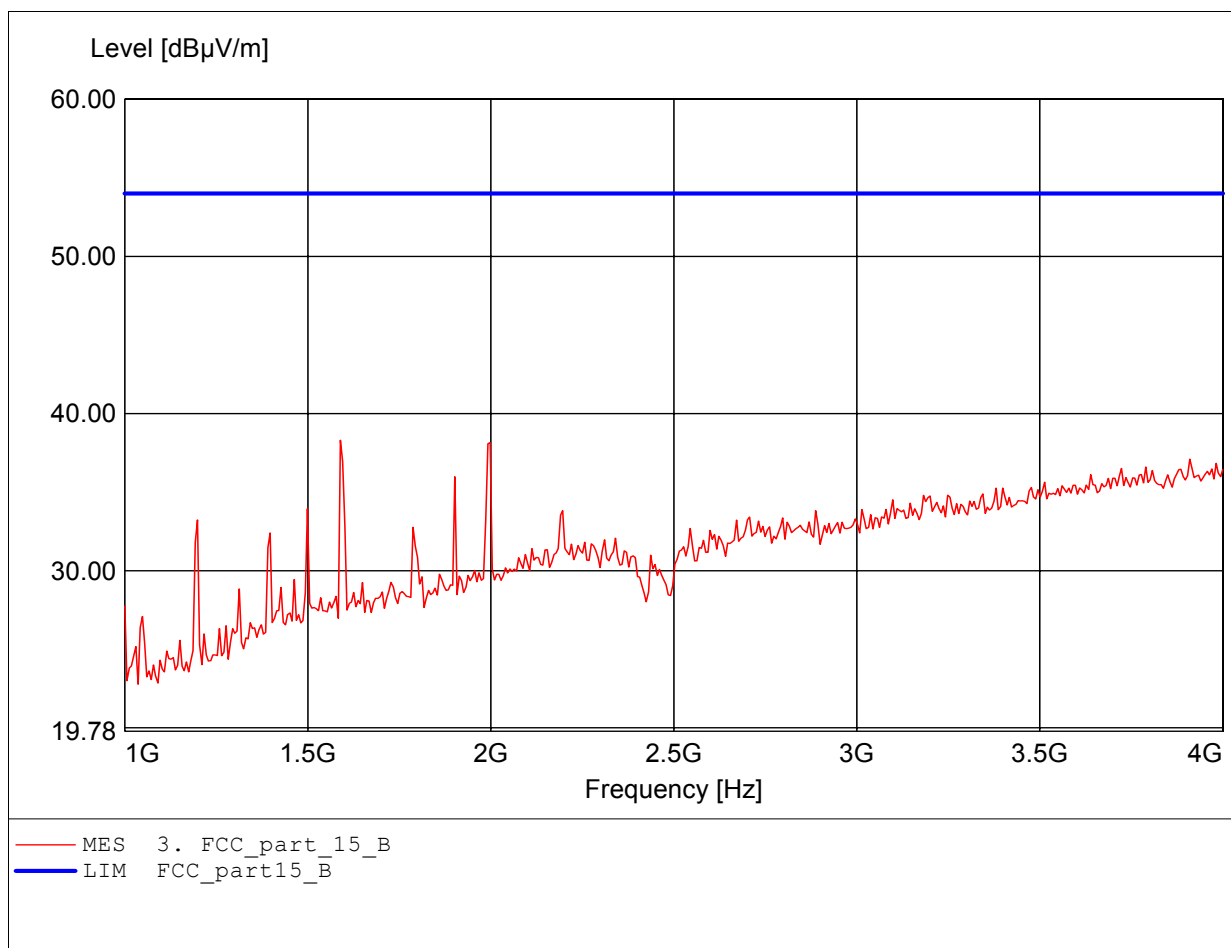
Order Number : W6M20607-7130 (middle channel)
Test Site / Operator: ETS / Charles
Temperature: Temp.: 23.9°C
Test Specification: according to subpart B
Comment 1: Dist.: 3m, Ant.: HL25, ampl.
Freq:1.998GHz Emax:47.85dBμV/m RBW: 1 MHz



Field Strength under normal conditions

FCC RULES PART 15, SUBPART B / LP0002

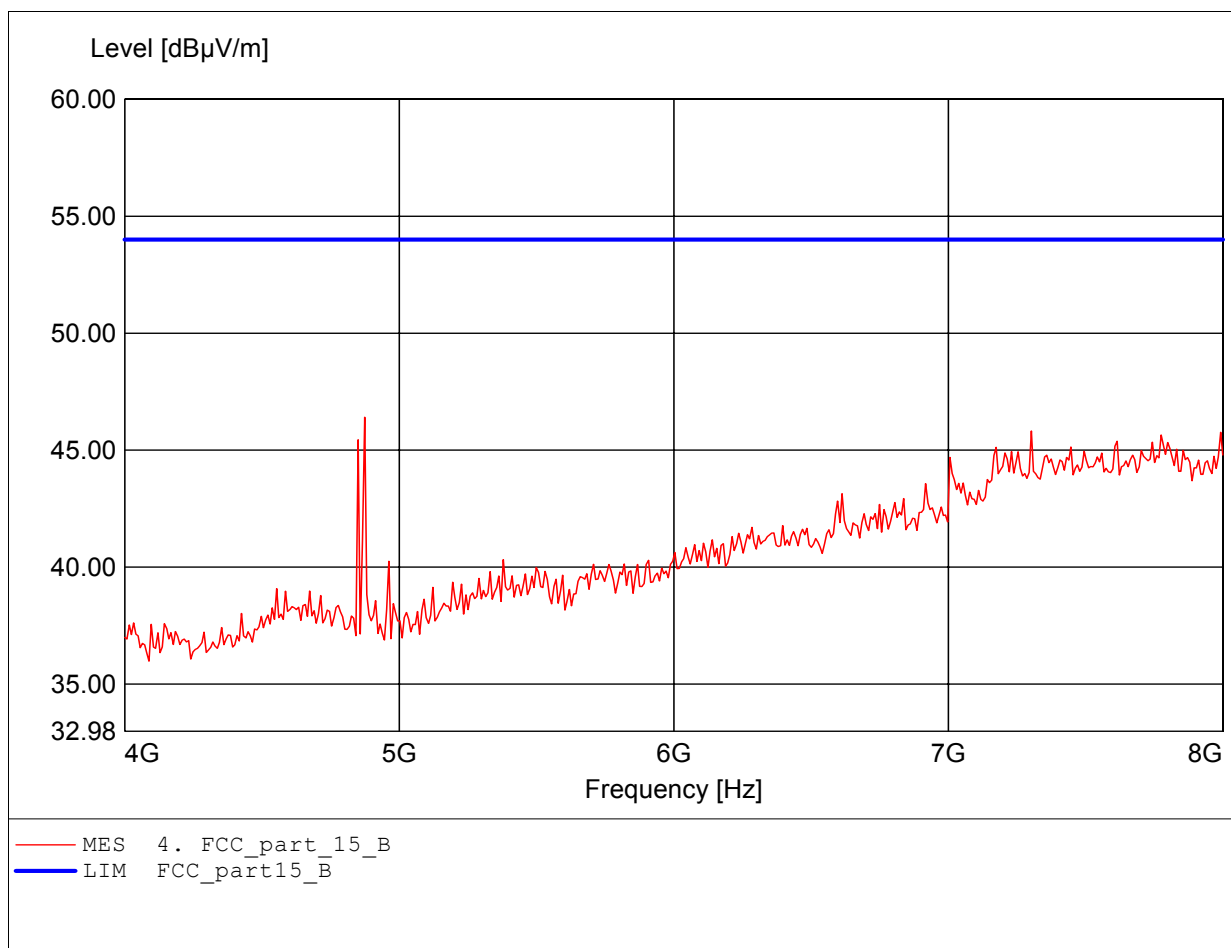
Order Number : W6M20607-7130 (middle channel)
Test Site / Operator: ETS / Charles
Temperature: Temp.: 23.9°C
Test Specification: according to subpart B
Comment 1: Dist.: 3m, Ant.: HL25, ampl.
Freq:1.589GHz Emax:38.29dBμV/m RBW: 1 MHz



Field Strength under normal conditions

FCC RULES PART 15, SUBPART B / LP0002

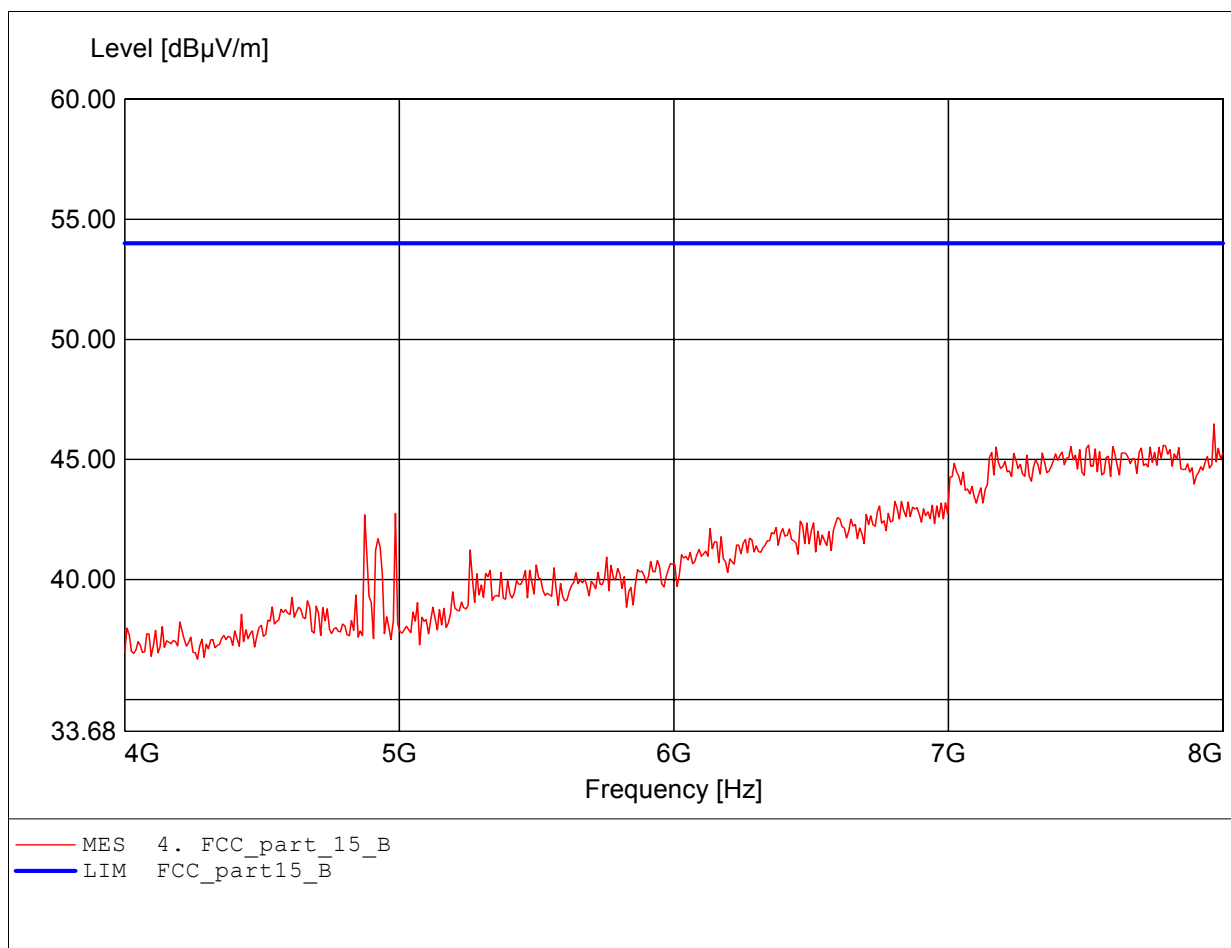
Order Number : W6M20607-7130 (middle channel)
Test Site / Operator: ETS / Charles
Temperature: Temp.: 23.9°C
Test Specification: according to subpart B
Comment 1: Dist.: 3m, Ant.: HL25, ampl.
Freq:4.874GHz Emax:46.40dBμV/m RBW: 1 MHz



Field Strength under normal conditions

FCC RULES PART 15, SUBPART B / LP0002

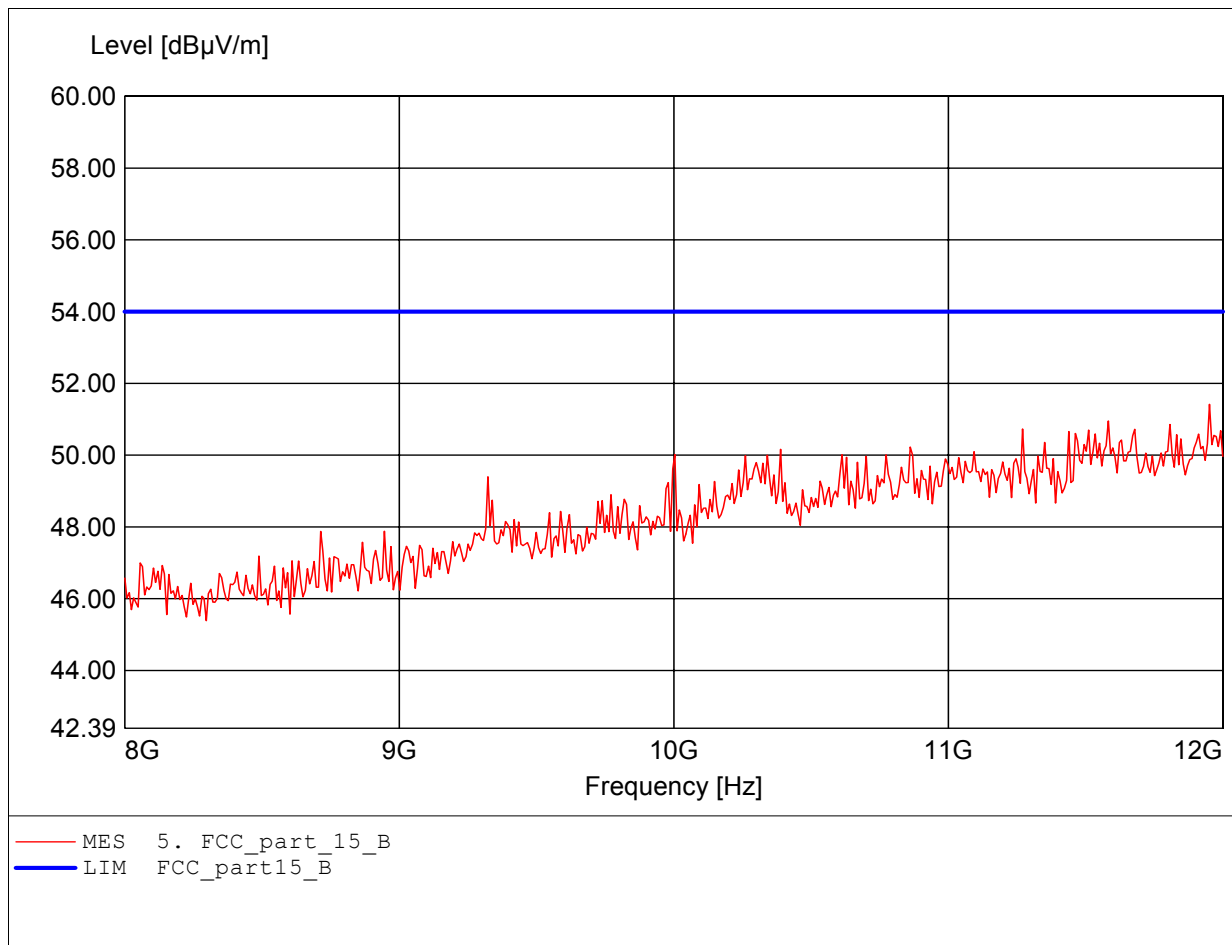
Order Number : W6M20607-7130 (middle channel)
Test Site / Operator: ETS / Charles
Temperature: Temp.: 23.9°C
Test Specification: according to subpart B
Comment 1: Dist.: 3m, Ant.: HL25, ampl.
Freq:7.968GHz Emax:46.47dBμV/m RBW: 1 MHz



Field Strength under normal conditions

FCC RULES PART 15, SUBPART B / LP0002

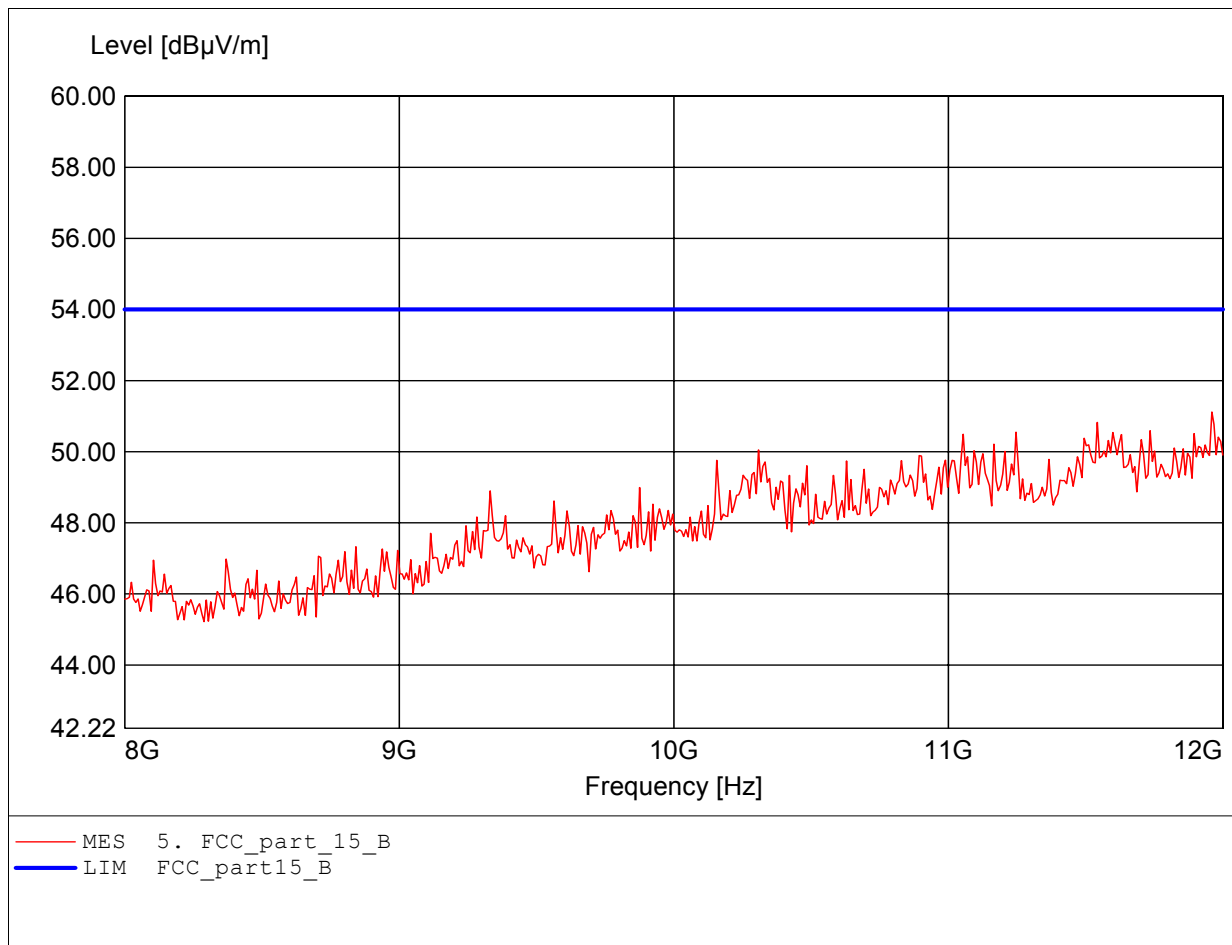
Order Number : W6M20607-7130 (middle channel)
Test Site / Operator: ETS / Charles
Temperature: Temp.: 23.9°C
Test Specification: according to subpart B
Comment 1: Dist.: 3m, Ant.: HL25, ampl.
Freq:11.952GHz Emax:51.42dBμV/m RBW: 1 MHz



Field Strength under normal conditions

FCC RULES PART 15, SUBPART B / LP0002

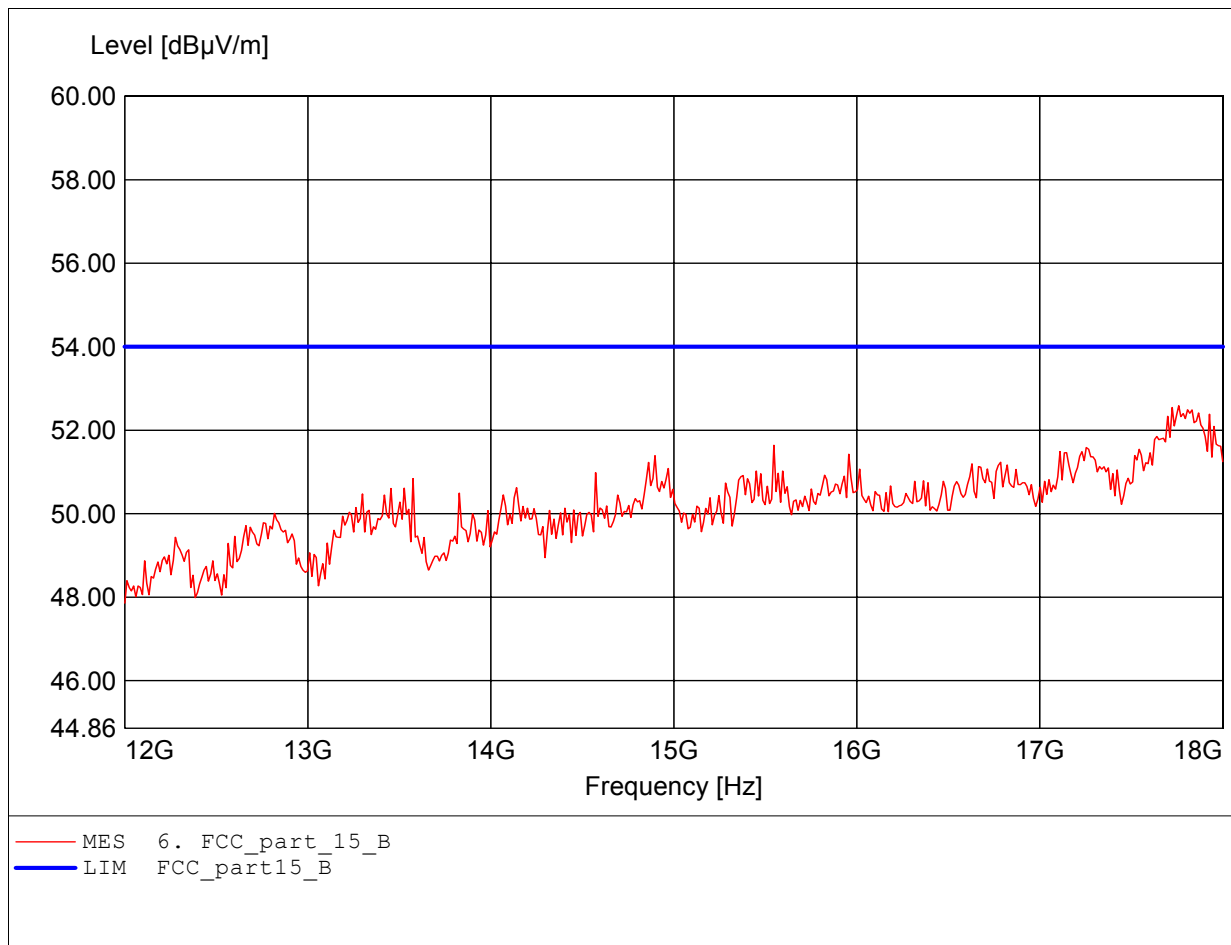
Order Number : W6M20607-7130 (middle channel)
Test Site / Operator: ETS / Charles
Temperature: Temp.: 23.9°C
Test Specification: according to subpart B
Comment 1: Dist.: 3m, Ant.: HL25, ampl.
Freq:11.960GHz Emax:51.12dBμV/m RBW: 1 MHz



Field Strength under normal conditions

FCC RULES PART 15, SUBPART B / LP0002

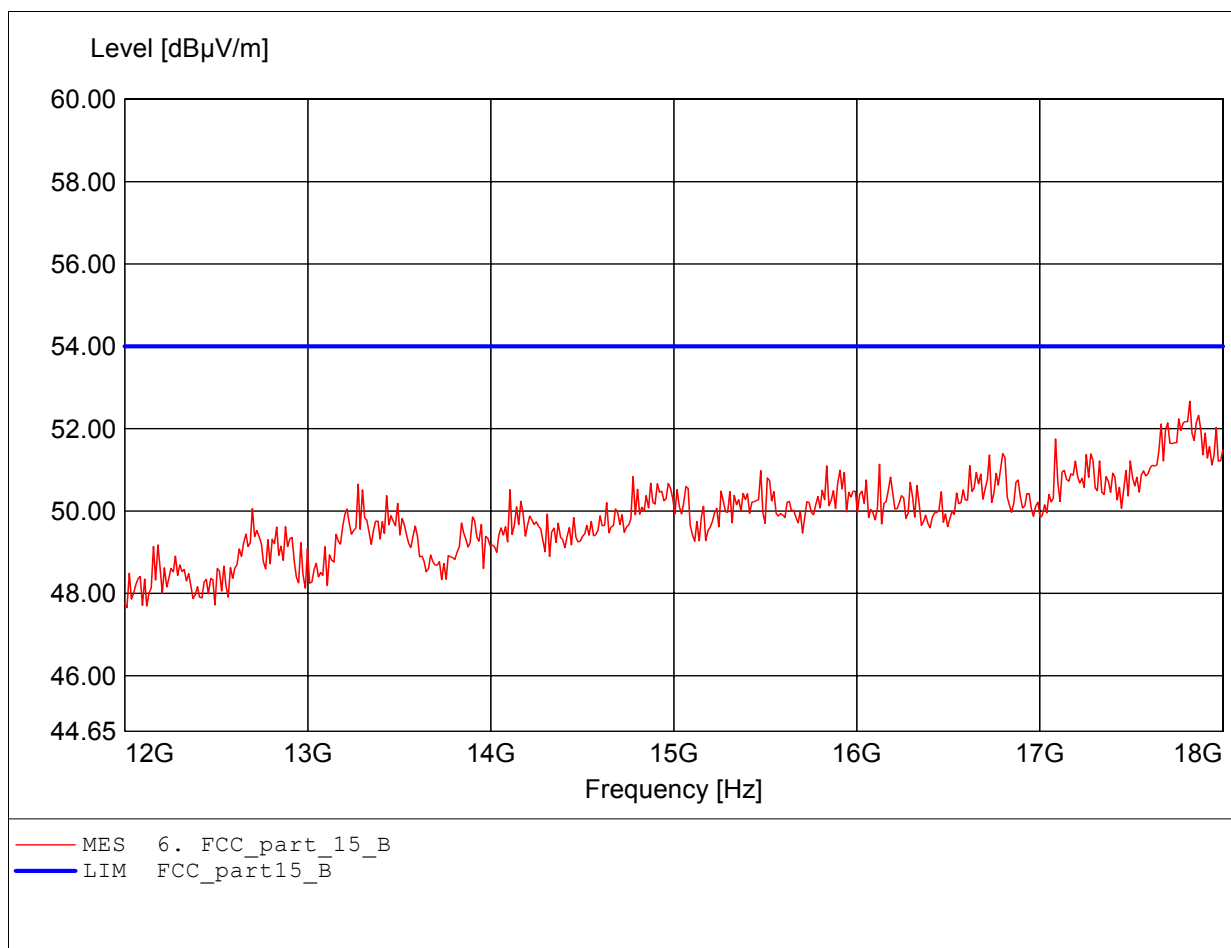
Order Number : W6M20607-7130 (middle channel)
Test Site / Operator: ETS / Charles
Temperature: Temp.: 23.9°C
Test Specification: according to subpart B
Comment 1: Dist.: 3m, Ant.: HL25, ampl.
Freq:17.760GHz Emax:52.59dBμV/m RBW: 1 MHz



Field Strength under normal conditions

FCC RULES PART 15, SUBPART B / LP0002

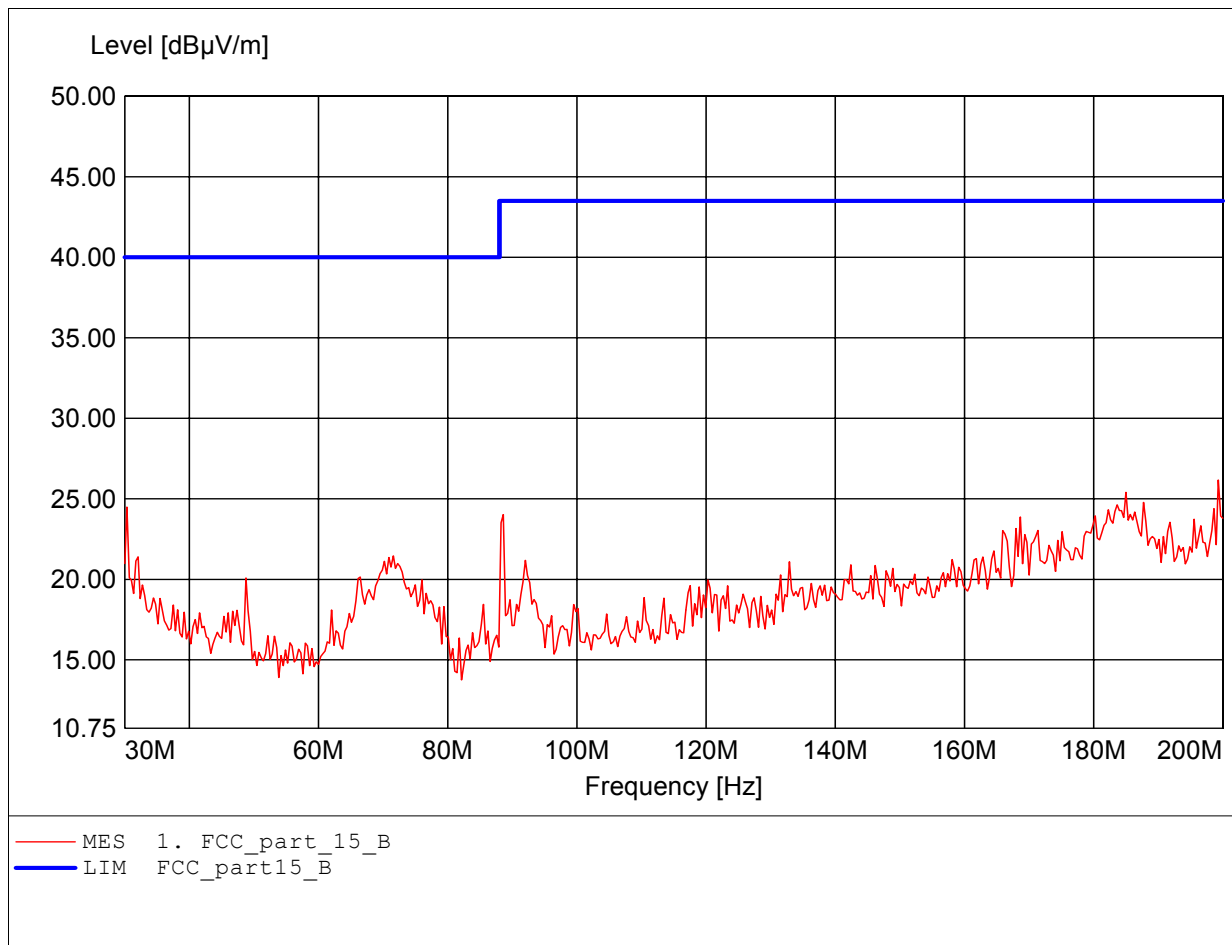
Order Number : W6M20607-7130 (middle channel)
Test Site / Operator: ETS / Charles
Temperature: Temp.: 23.9°C
Test Specification: according to subpart B
Comment 1: Dist.: 3m, Ant.: HL25, ampl.
Freq:17.820GHz Emax:52.67dBμV/m RBW: 1 MHz



Field Strength under normal conditions

FCC RULES PART 15, SUBPART B / LP0002

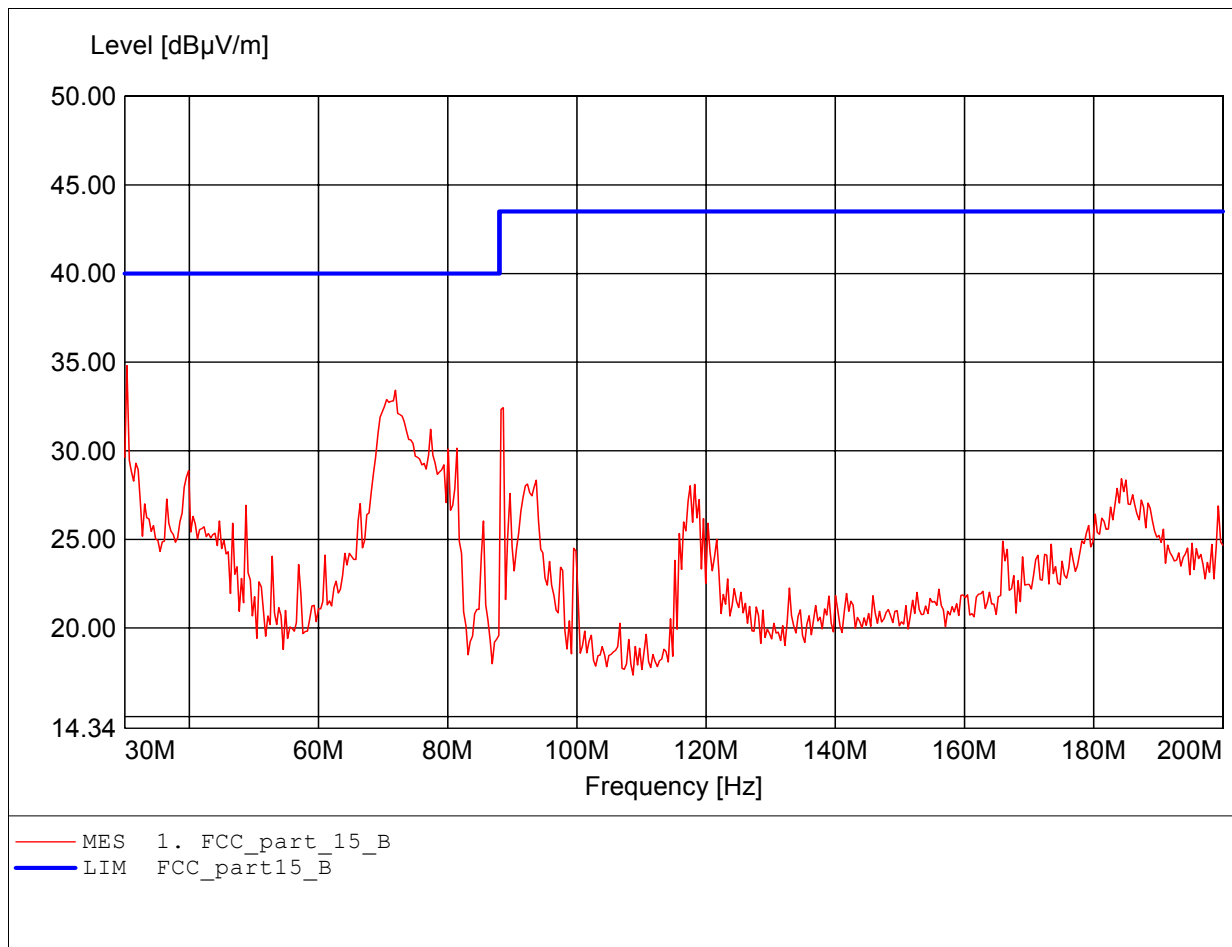
Order Number : W6M20607-7130 (high channel)
Test Site / Operator: ETS / Charles
Temperature: Temp.: 23.9°C
Test Specification: according to subpart B
Comment 1: Dist.: 3m, Ant.: HK 116
Freq:199.319MHz Emax:26.16dBμV/m RBW: 100 kHz



Field Strength under normal conditions

FCC RULES PART 15, SUBPART B / LP0002

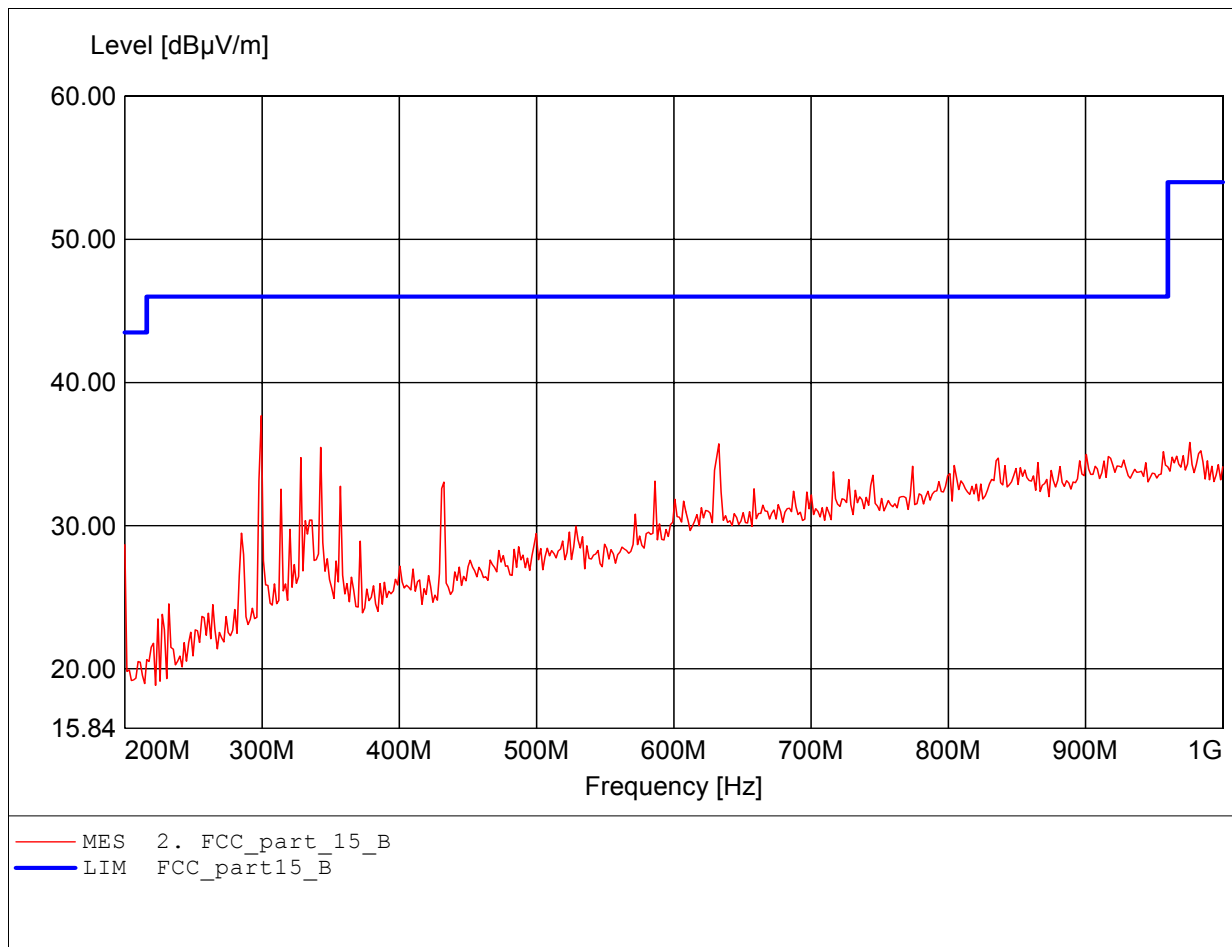
Order Number : W6M20607-7130 (high channel)
Test Site / Operator: ETS / Charles
Temperature: Temp.: 23.9°C
Test Specification: according to subpart B
Comment 1: Dist.: 3m, Ant.: HK 116
Freq:30.341MHz Emax:34.80dBµV/m RBW: 100 kHz



Field Strength under normal conditions

FCC RULES PART 15, SUBPART B / LP0002

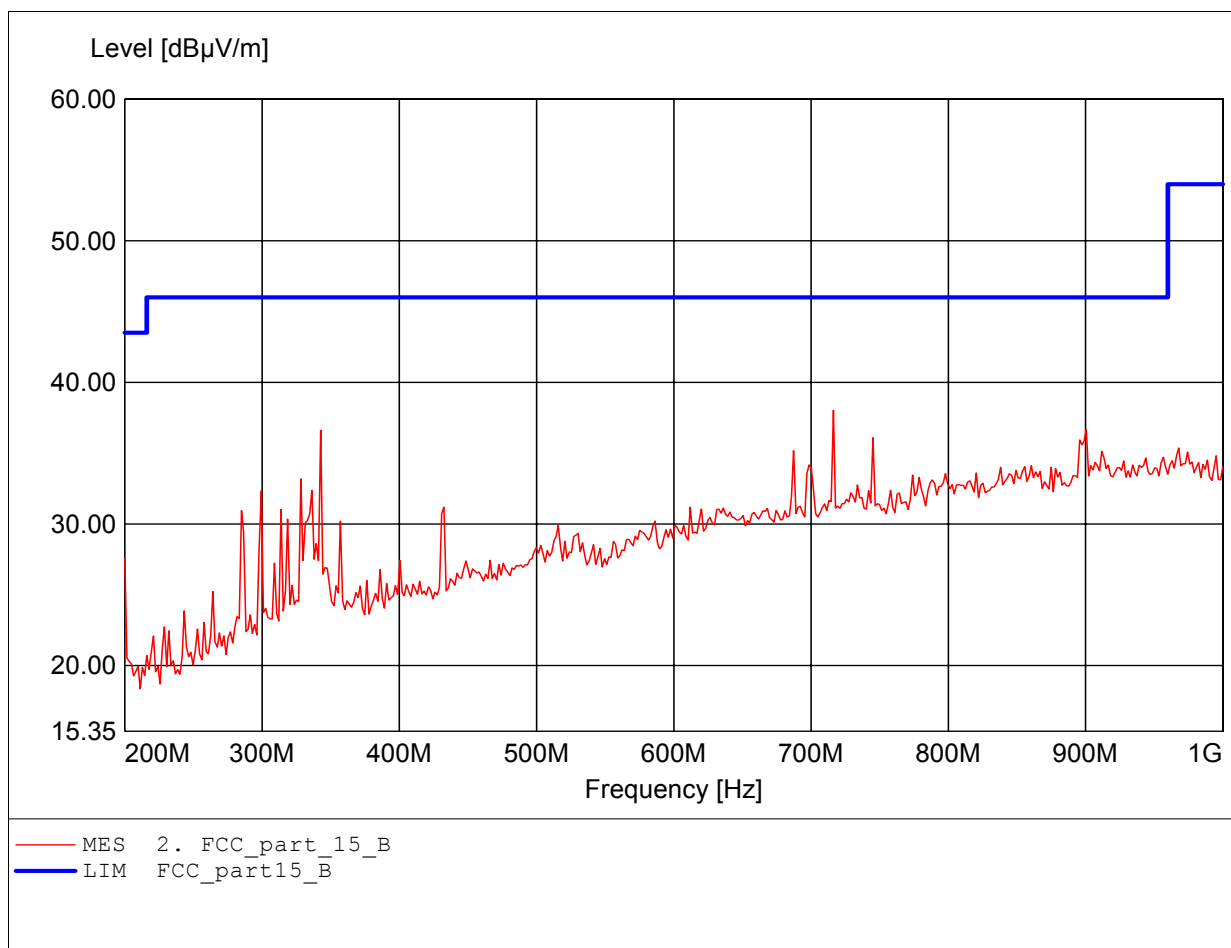
Order Number : W6M20607-7130 (high channel)
Test Site / Operator: ETS / Charles
Temperature: Temp.: 23.9°C
Test Specification: according to subpart B
Comment 1: Dist.: 3m, Ant.: HL 223, ampl.
Freq:299.399MHz Emax:37.68dBμV/m RBW: 100 kHz



Field Strength under normal conditions

FCC RULES PART 15, SUBPART B / LP0002

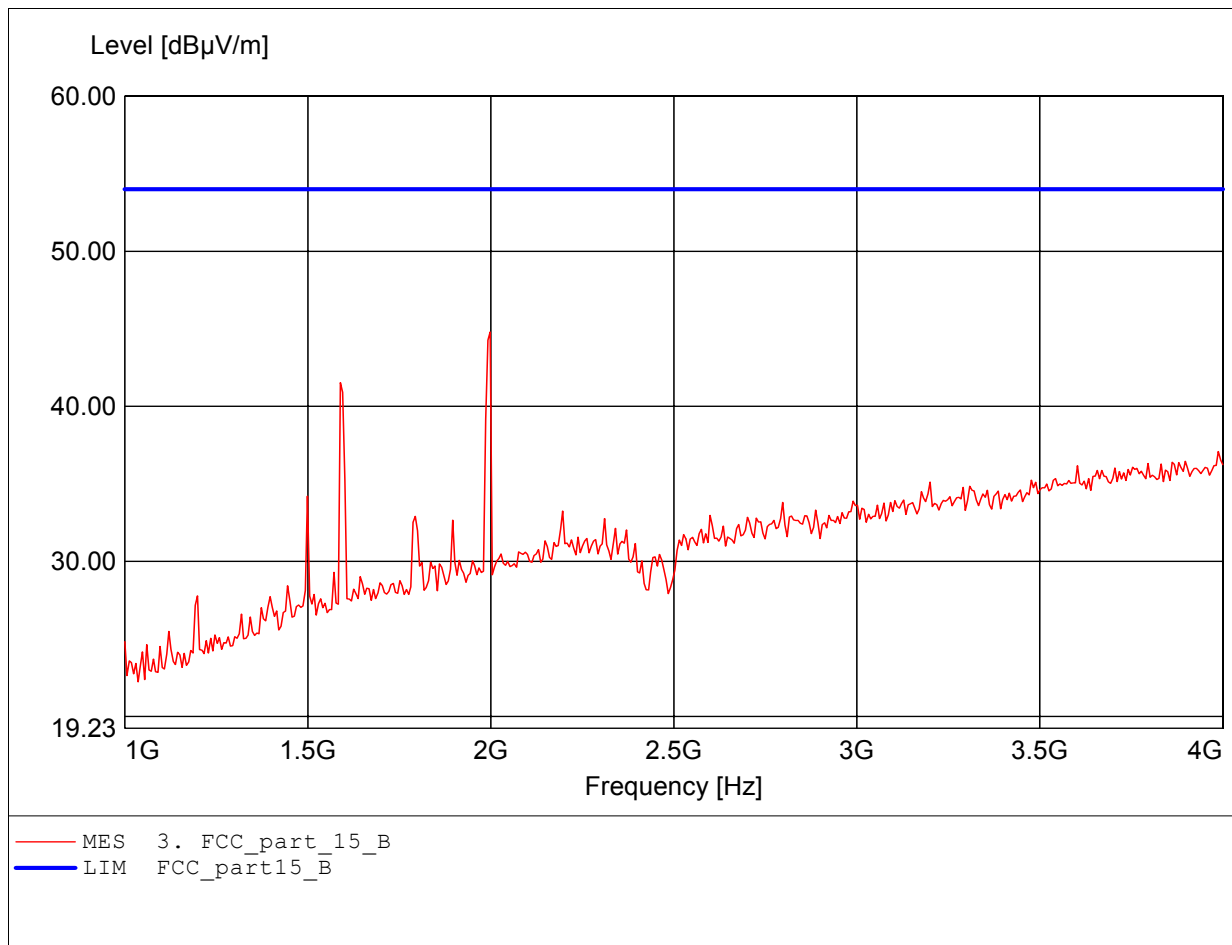
Order Number : W6M20607-7130 (high channel)
Test Site / Operator: ETS / Charles
Temperature: Temp.: 23.9°C
Test Specification: according to subpart B
Comment 1: Dist.: 3m, Ant.: HL 223, ampl.
Freq:716.232MHz Emax:38.02dBµV/m RBW: 100 kHz



Field Strength under normal conditions

FCC RULES PART 15, SUBPART B / LP0002

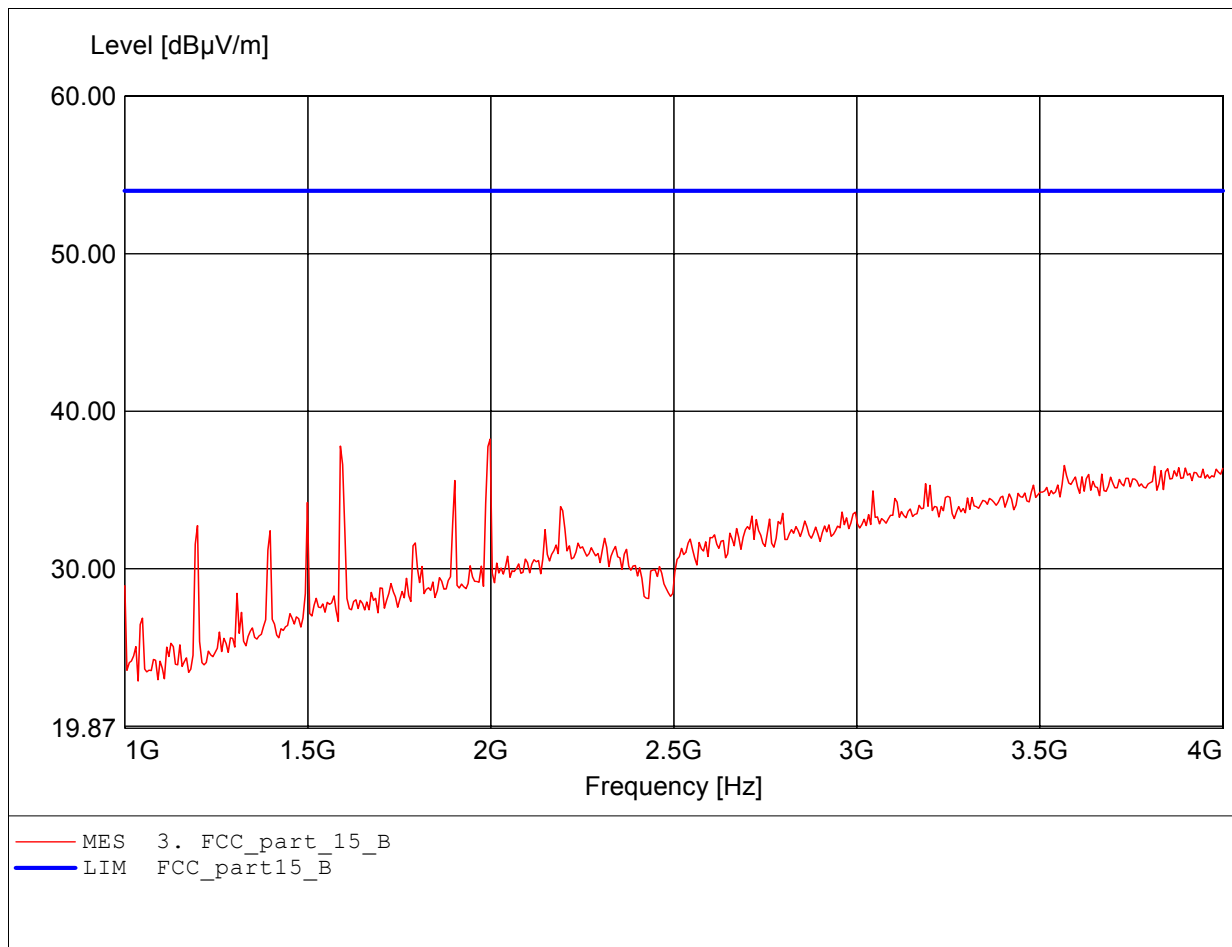
Order Number : W6M20607-7130 (high channel)
Test Site / Operator: ETS / Charles
Temperature: Temp.: 23.9°C
Test Specification: according to subpart B
Comment 1: Dist.: 3m, Ant.: HL25, ampl.
Freq:1.998GHz Emax:44.79dBμV/m RBW: 1 MHz



Field Strength under normal conditions

FCC RULES PART 15, SUBPART B / LP0002

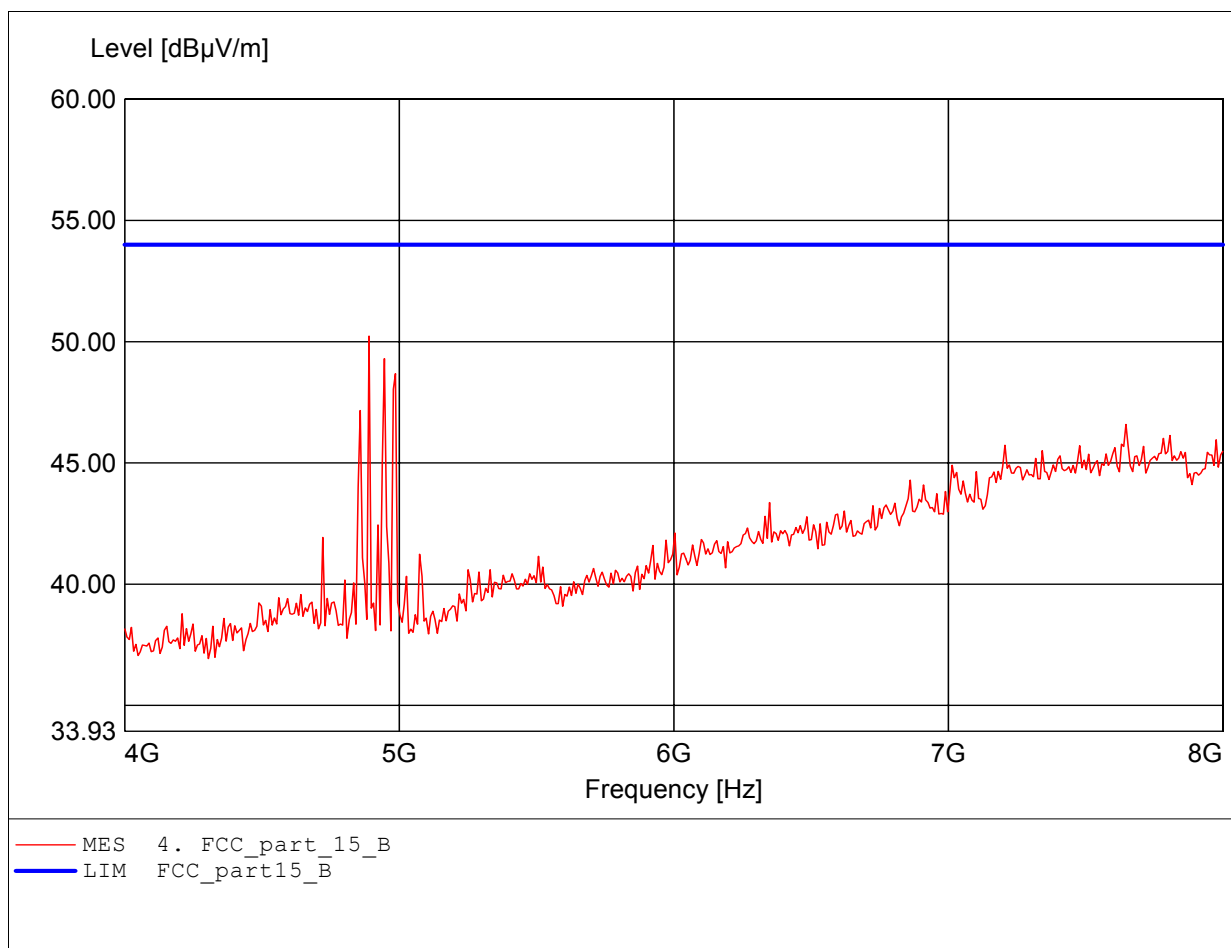
Order Number : W6M20607-7130 (high channel)
Test Site / Operator: ETS / Charles
Temperature: Temp.: 23.9°C
Test Specification: according to subpart B
Comment 1: Dist.: 3m, Ant.: HL25, ampl.
Freq:1.998GHz Emax:38.23dBμV/m RBW: 1 MHz



Field Strength under normal conditions

FCC RULES PART 15, SUBPART B / LP0002

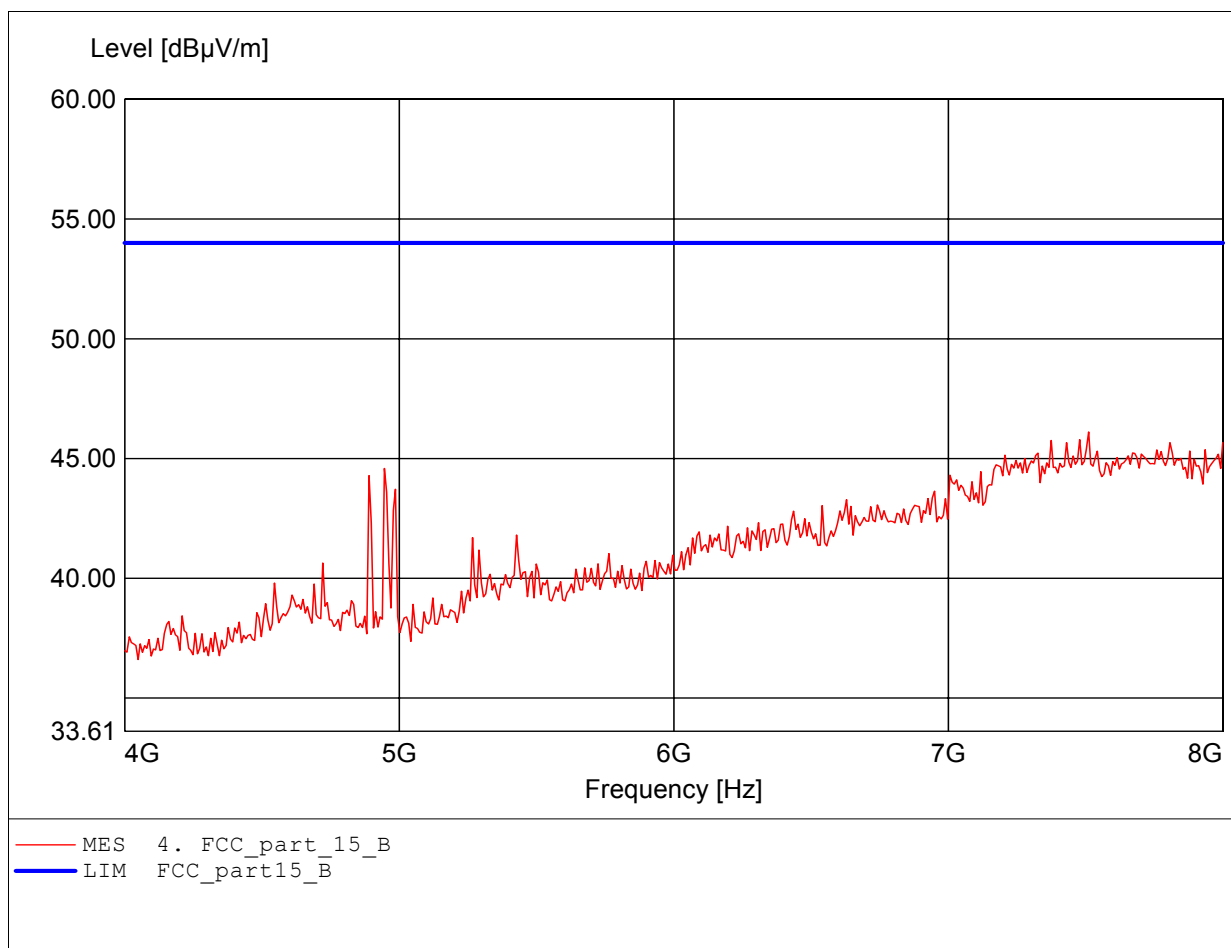
Order Number : W6M20607-7130 (high channel)
Test Site / Operator: ETS / Charles
Temperature: Temp.: 23.9°C
Test Specification: according to subpart B
Comment 1: Dist.: 3m, Ant.: HL25, ampl.
Freq:4.890GHz Emax:50.23dBμV/m RBW: 1 MHz



Field Strength under normal conditions

FCC RULES PART 15, SUBPART B / LP0002

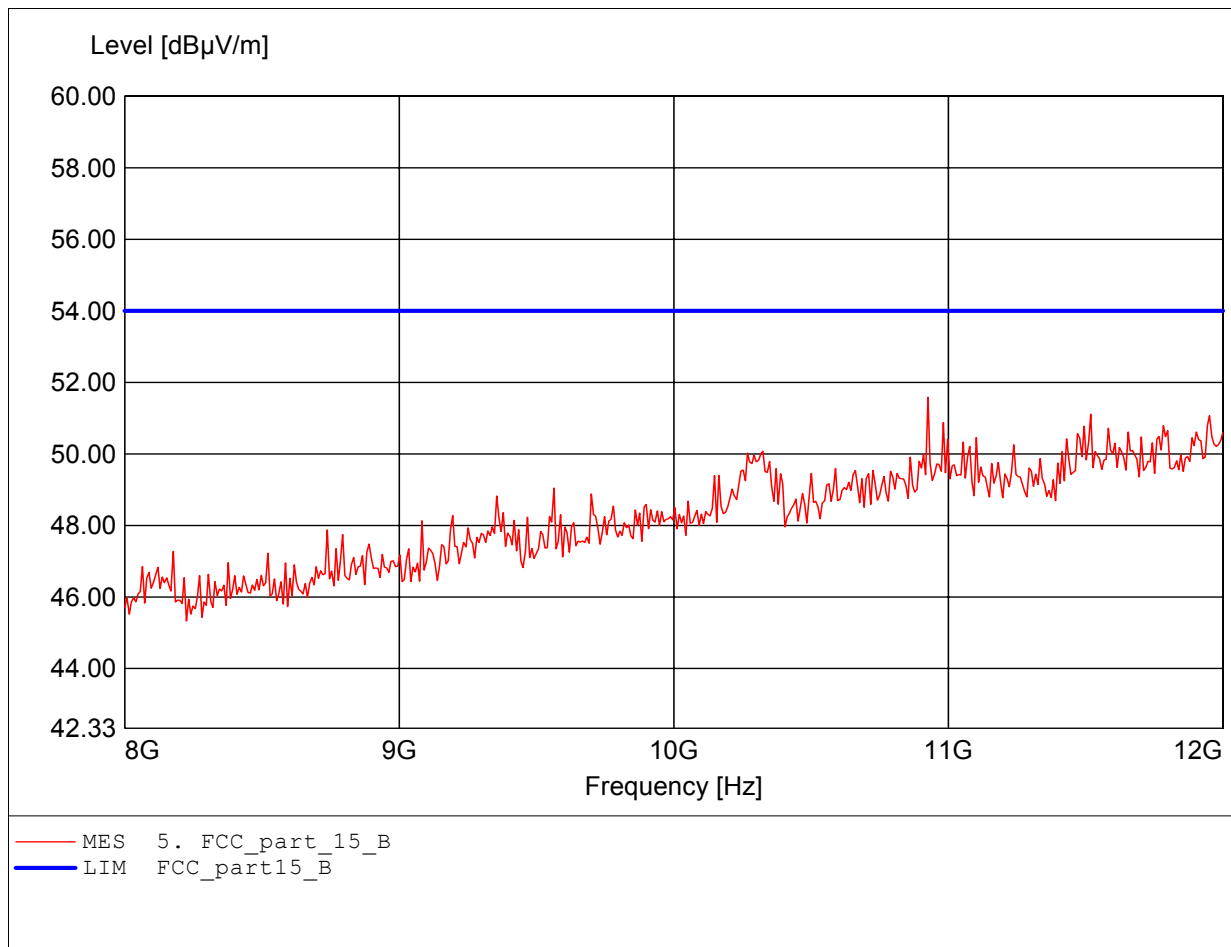
Order Number : W6M20607-7130 (high channel)
Test Site / Operator: ETS / Charles
Temperature: Temp.: 23.9°C
Test Specification: according to subpart B
Comment 1: Dist.: 3m, Ant.: HL25, ampl.
Freq:7.511GHz Emax:46.11dBµV/m RBW: 1 MHz



Field Strength under normal conditions

FCC RULES PART 15, SUBPART B / LP0002

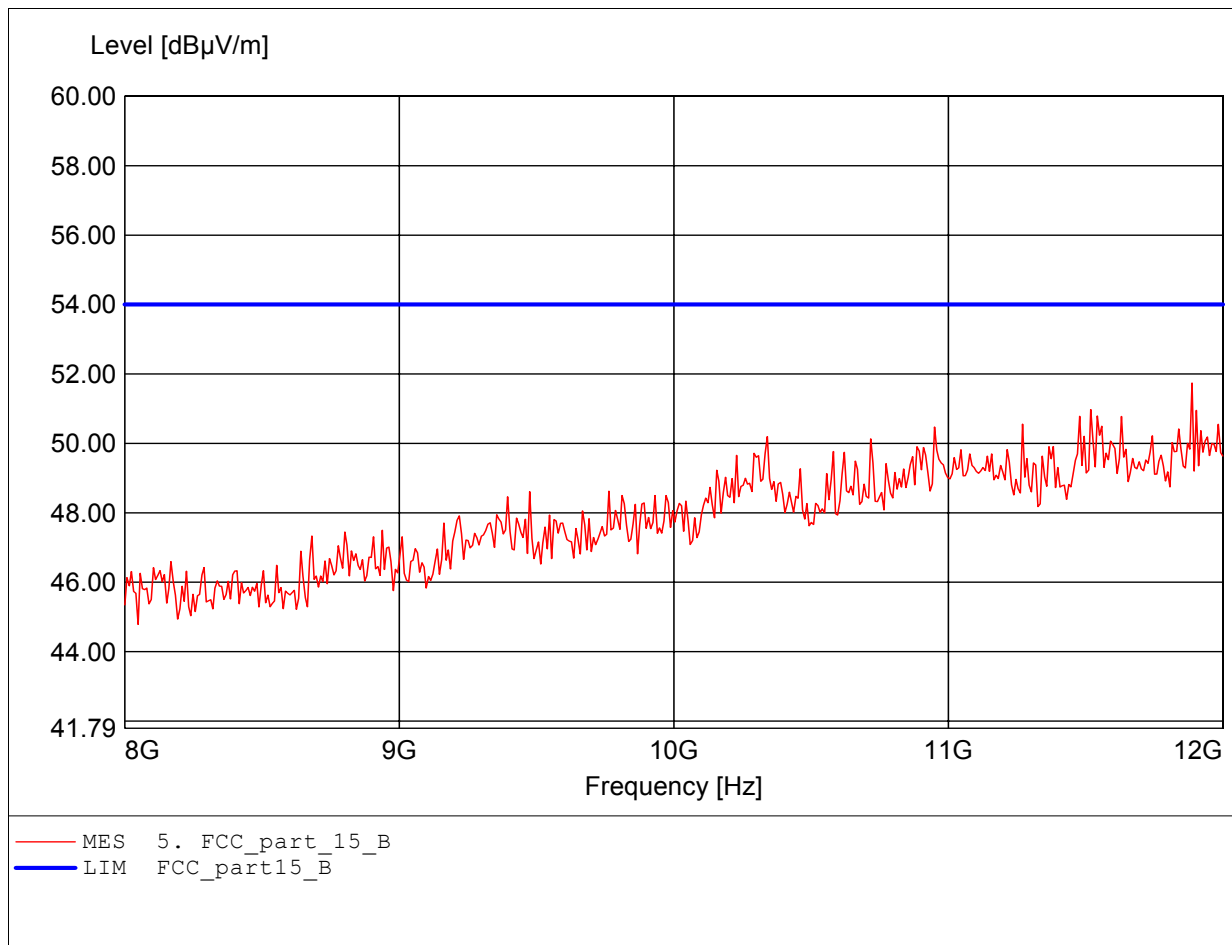
Order Number : W6M20607-7130 (high channel)
Test Site / Operator: ETS / Charles
Temperature: Temp.: 23.9°C
Test Specification: according to subpart B
Comment 1: Dist.: 3m, Ant.: HL25, ampl.
Freq:10.926GHz Emax:51.58dBµV/m RBW: 1 MHz



Field Strength under normal conditions

FCC RULES PART 15, SUBPART B / LP0002

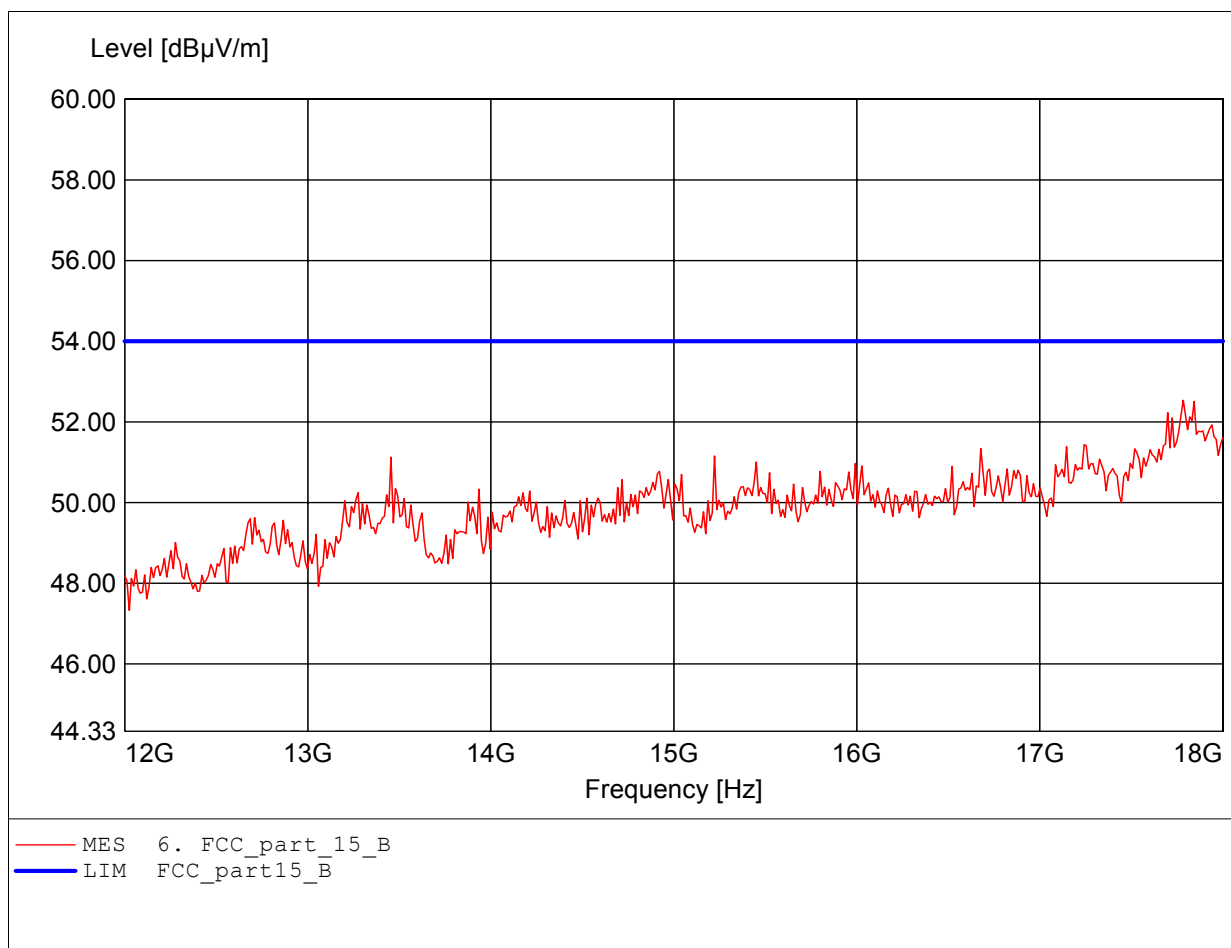
Order Number : W6M20607-7130 (high channel)
Test Site / Operator: ETS / Charles
Temperature: Temp.: 23.9°C
Test Specification: according to subpart B
Comment 1: Dist.: 3m, Ant.: HL25, ampl.
Freq:11.888GHz Emax:51.74dBμV/m RBW: 1 MHz



Field Strength under normal conditions

FCC RULES PART 15, SUBPART B / LP0002

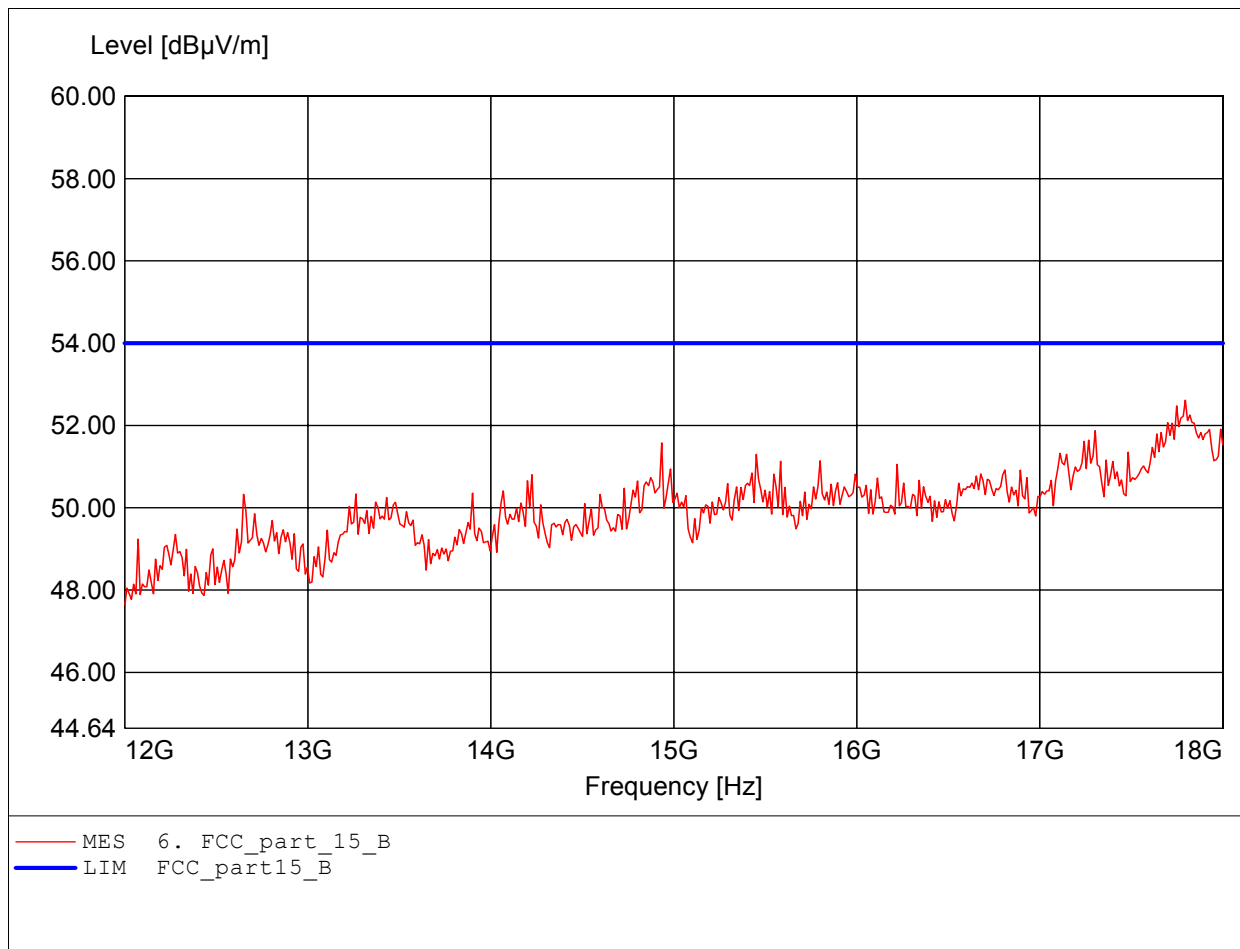
Order Number : W6M20607-7130 (high channel)
Test Site / Operator: ETS / Charles
Temperature: Temp.: 23.9°C
Test Specification: according to subpart B
Comment 1: Dist.: 3m, Ant.: HL25, ampl.
Freq:17.784GHz Emax:52.53dBμV/m RBW: 1 MHz



Field Strength under normal conditions

FCC RULES PART 15, SUBPART B / LP0002

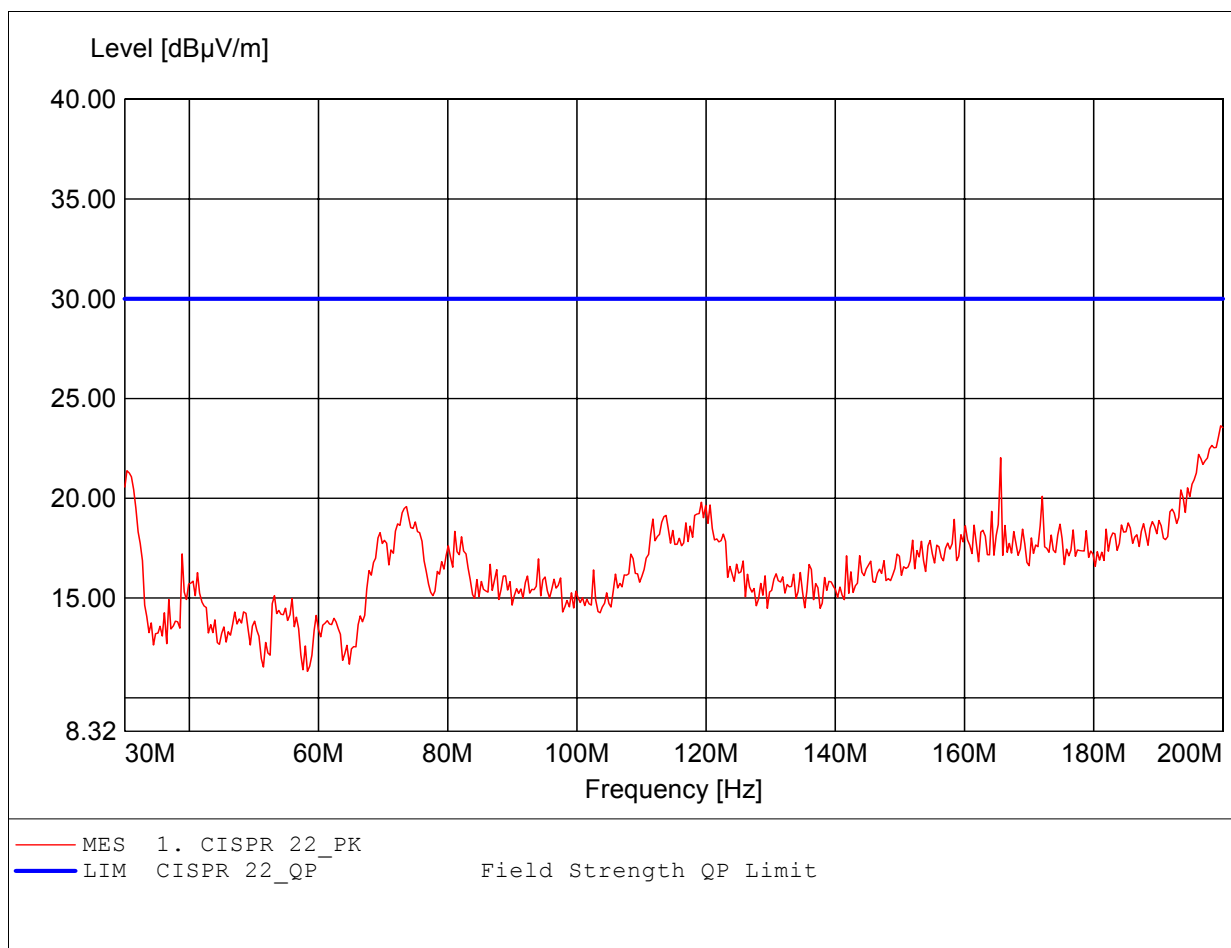
Order Number : W6M20607-7130 (high channel)
Test Site / Operator: ETS / Charles
Temperature: Temp.: 23.9°C
Test Specification: according to subpart B
Comment 1: Dist.: 3m, Ant.: HL25, ampl.
Freq:17.796GHz Emax:52.62dBμV/m RBW: 1 MHz



Spurious emissions under normal conditions

in accordance to the CISPR 22 / LP0002

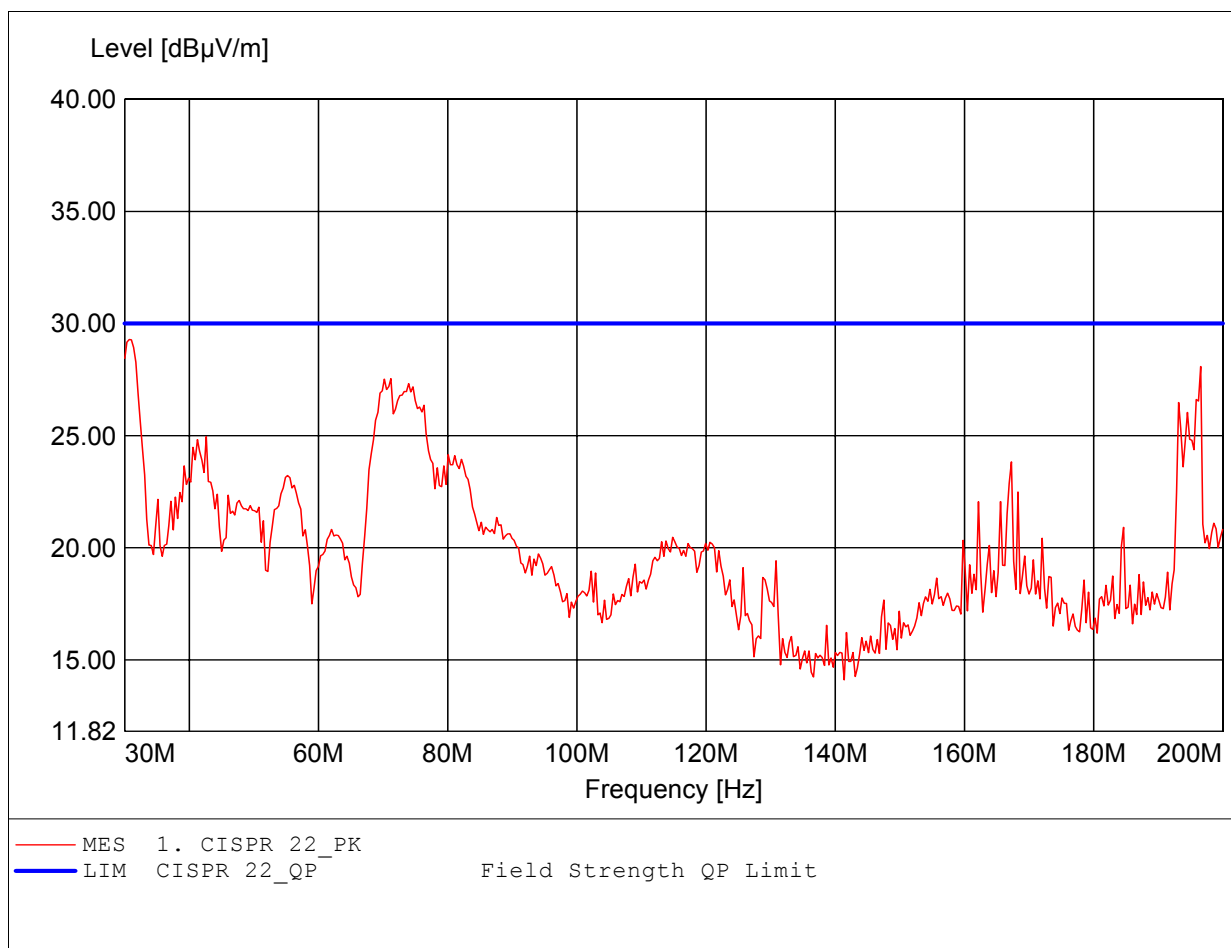
Order Number : W6M20607-7130
Test Site / Operator: ETS / Charles
Temperature: Temp.: 23.9°C
Test Specification: Fully Anechoic Chamber
Comment 1: Dist.: 3m, Ant.: HK 116
Freq:199.659MHz Emax:23.64dBµV/m RBW: 100 kHz



Spurious emissions under normal conditions

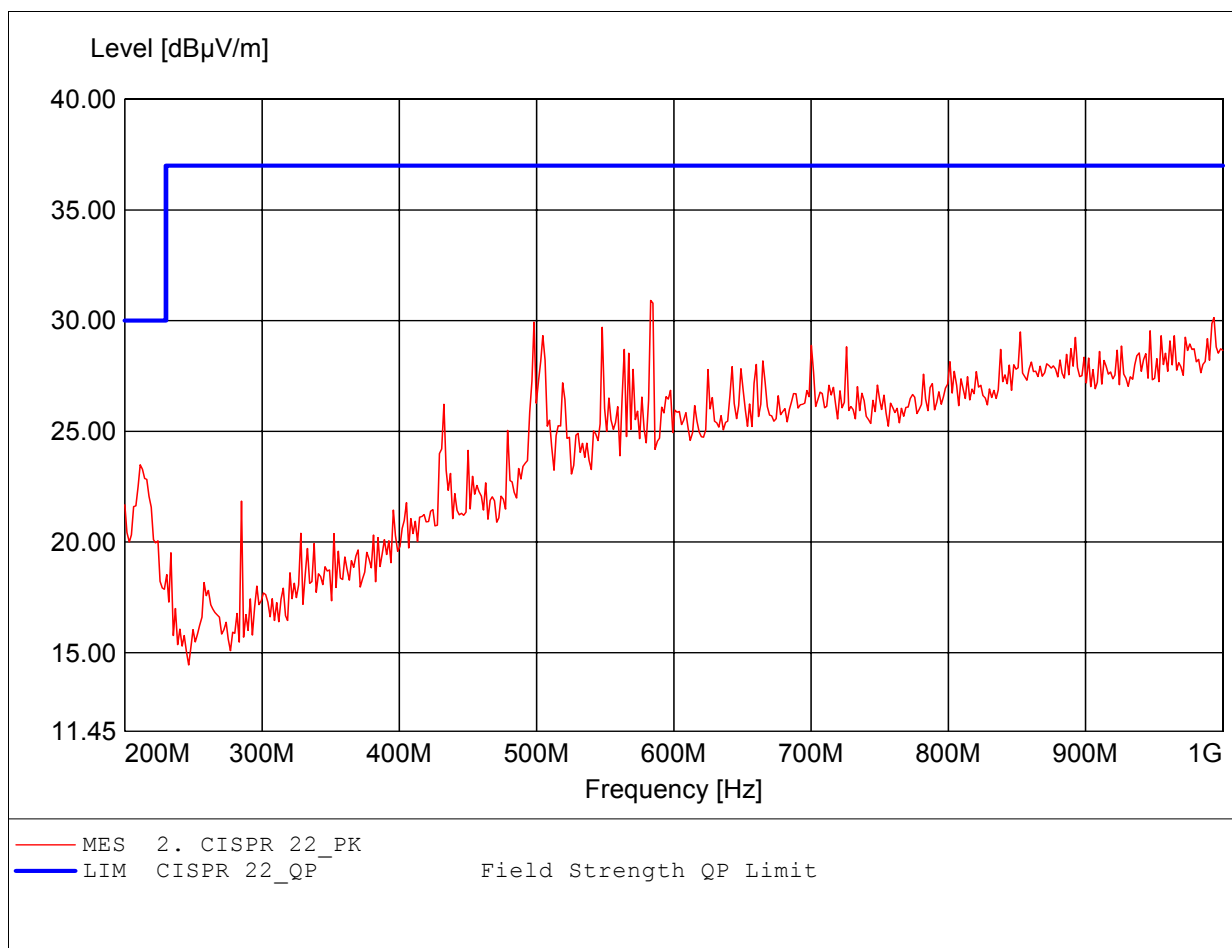
in accordance to the CISPR 22 / LP0002

Order Number : W6M20607-7130
Test Site / Operator: ETS / Charles
Temperature: Temp.: 23.9°C
Test Specification: Fully Anechoic Chamber
Comment 1: Dist.: 3m, Ant.: HK 116
Freq:30.681MHz Emax:28.40dBµV/m RBW: 100 kHz



Spurious emissions under normal conditions
in accordance to the CISPR 22 / LP0002

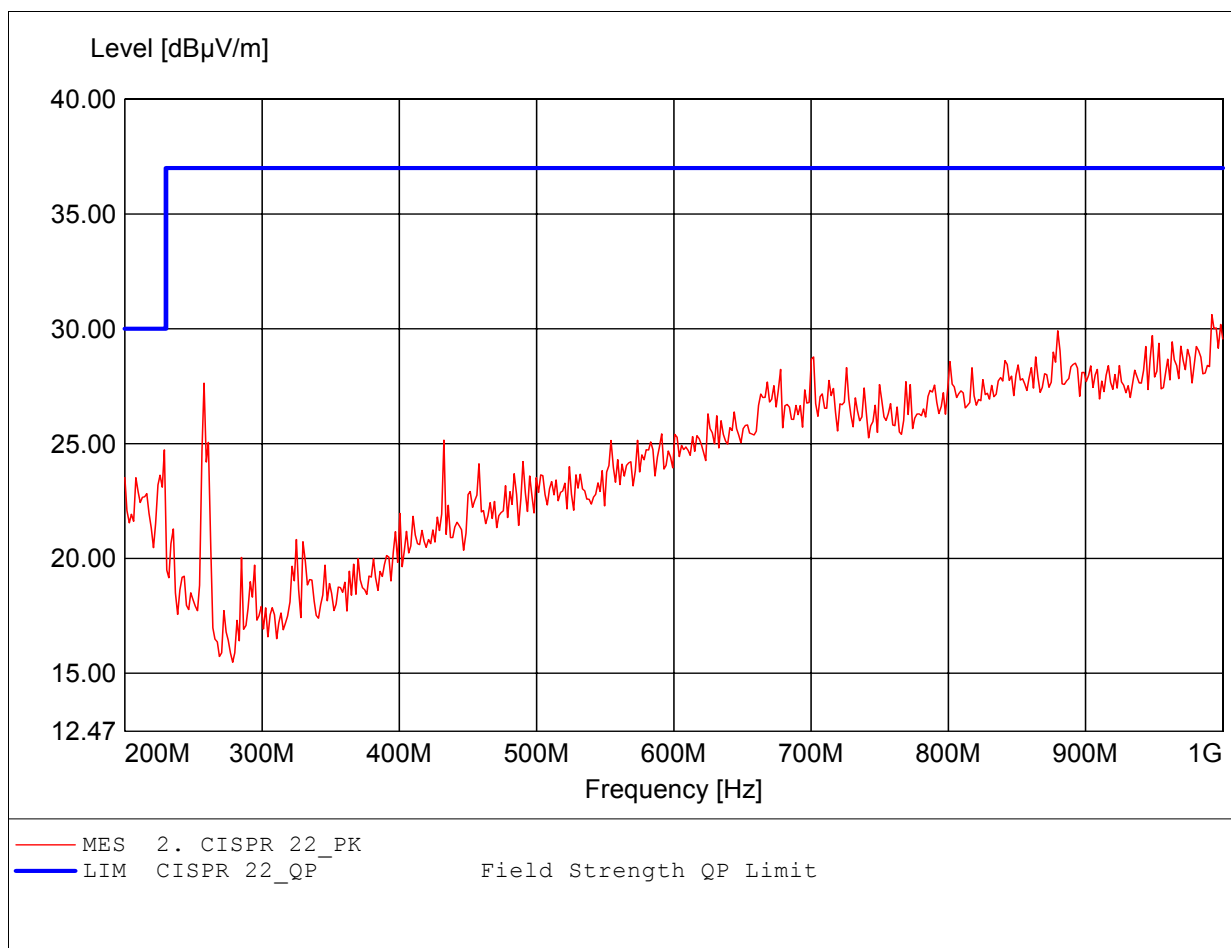
Order Number : W6M20607-7130
Test Site / Operator: ETS / Charles
Temperature: Temp.: 23.9°C
Test Specification: Fully Anechoic Chamber
Comment 1: Dist.: 3m, Ant.: HL 223
Freq:583.166MHz Emax:30.91dBµV/m RBW: 100 kHz




Spurious emissions under normal conditions

in accordance to the CISPR 22 / LP0002

Order Number : W6M20607-7130
Test Site / Operator: ETS / Charles
Temperature: Temp.: 23.9°C
Test Specification: Fully Anechoic Chamber
Comment 1: Dist.: 3m, Ant.: HL 223
Freq:991.984MHz Emax:30.62dBµV/m RBW: 100 kHz





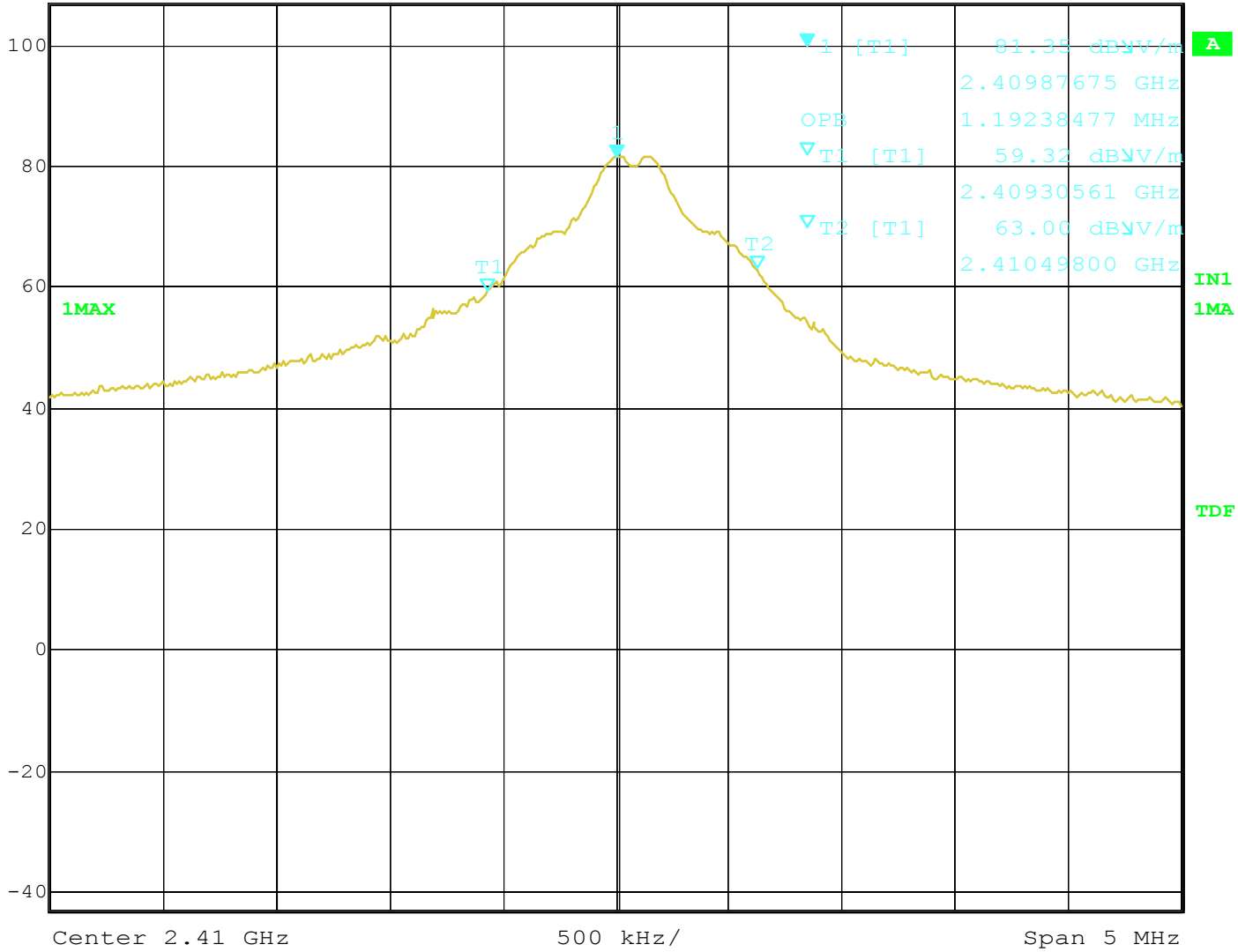
Registration number: W6M20607-7130-P-15
FCC ID: UJ97510

Appendix D

Bandwidth



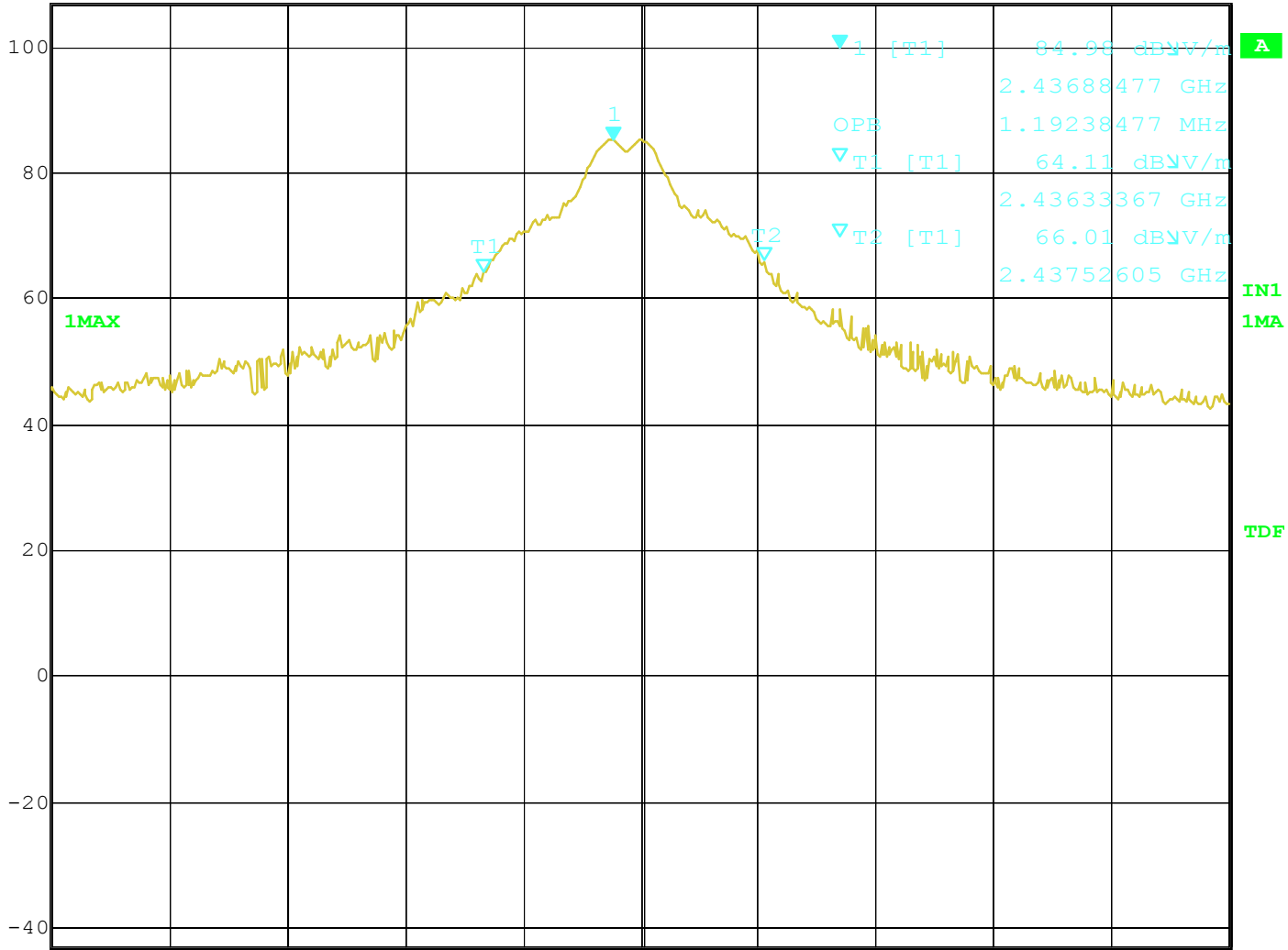
Marker 1 [T1] RBW 100 kHz RF Att 10 dB
Ref Lvl 81.35 dB μ V/m VBW 100 kHz
107 dB* 2.40987675 GHz SWT 100 ms Unit dB μ V/m



Date: 7.SEP.2006 19:07:45



Marker 1 [T1] RBW 100 kHz RF Att 10 dB
Ref Lvl 84.98 dB μ V/m VBW 100 kHz
107 dB* 2.43688477 GHz SWT 100 ms Unit dB μ V/m



Center 2.437 GHz

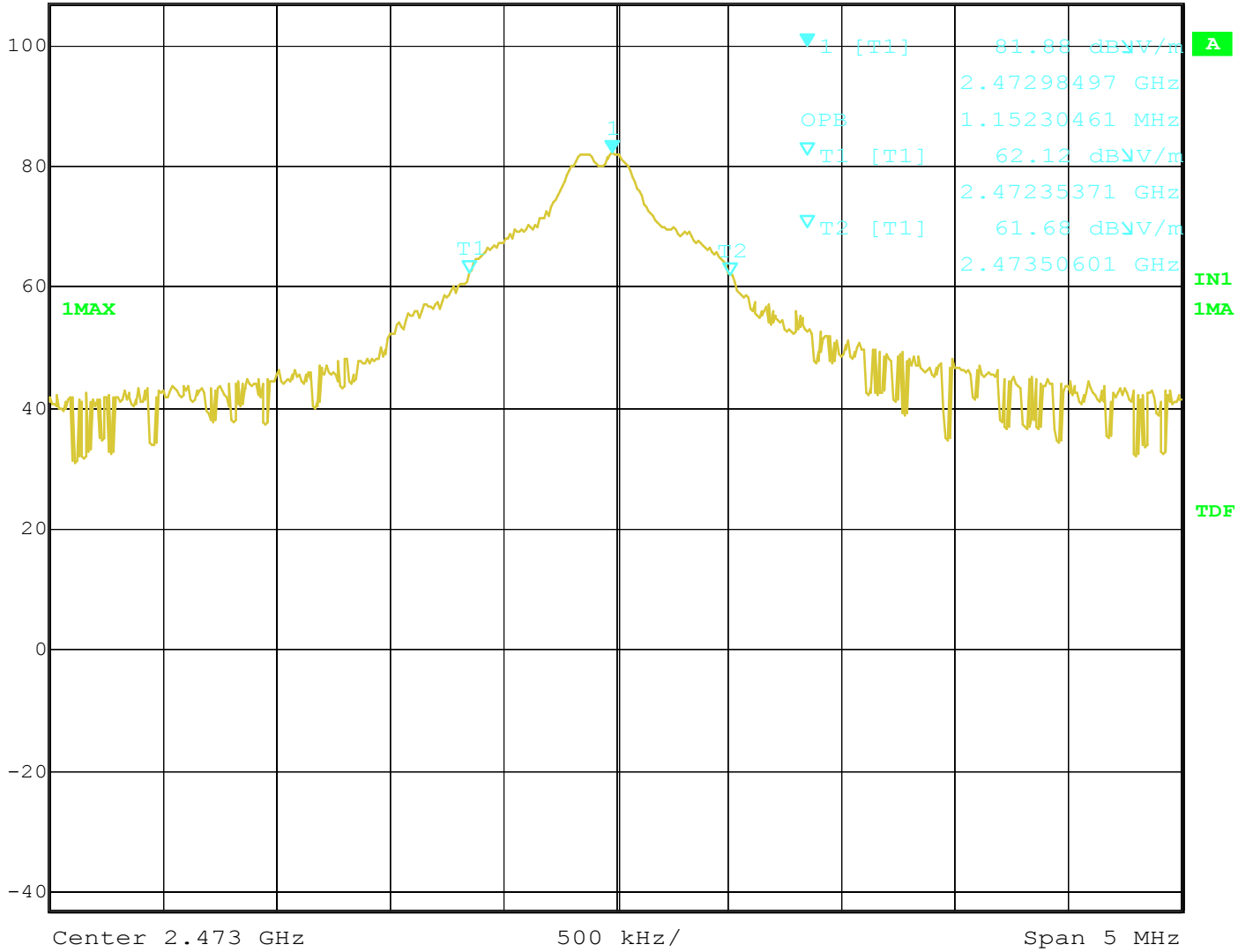
500 kHz/

Span 5 MHz

Date: 7.SEP.2006 19:11:01



Marker 1 [T1] RBW 100 kHz RF Att 10 dB
Ref Lvl 81.88 dB μ V/m VBW 100 kHz
107 dB* 2.47298497 GHz SWT 100 ms Unit dB μ V/m



Date: 7.SEP.2006 19:13:18




Registration number: W6M20607-7130-P-15
FCC ID: UJ97510

Appendix E

Power Line Conducted Emission

This test is not required because the sample is battery used.



Registration number: W6M20607-7130-P-15
FCC ID: UJ97510

Appendix F

Pictures