



FCC Test Report

FCC ID : UIDTG3482P2
Equipment : Telephony Gateway
Brand Name : ARRIS
Model Name : TG3482P2
Applicant : ARRIS
3871 Lakefield Drive, #300 Suwanee, GA 30024
Manufacturer : ARRIS
3871 Lakefield Drive, #300 Suwanee, GA 30024
Standard : 47 CFR FCC Part 15.247

The product was received on Apr. 10, 2018, and testing was started from Apr. 11, 2018 and completed on Apr. 24, 2018. We, SPORTON INTERTIONAL INC. EMC & Wireless Communications Laboratory, would like to declare that the tested sample has been evaluated in accordance with the procedures given in ANSI C63.10-2013 and shown compliance with the applicable technical standards.

The report must not be used by the client to claim product certification, approval, or endorsement by TAF or any agency of government.

The test results in this report apply exclusively to the tested model / sample. Without written approval of SPORTON INTERTIONAL INC. EMC & Wireless Communications Laboratory, the test report shall not be reproduced except in full.

Approved by: Allen Lin

SPORTON INTERTIONAL INC. EMC & Wireless Communications Laboratory

No. 52, Huaya 1st Rd., Guishan Dist., Taoyuan City, Taiwan (R.O.C.)



Table of Contents

HISTORY OF THIS TEST REPORT3

SUMMARY OF TEST RESULT4

1 GENERAL DESCRIPTION5

1.1 Information.....5

1.2 Testing Applied Standards7

1.3 Testing Location Information8

1.4 Measurement Uncertainty8

2 TEST CONFIGURATION OF EUT9

2.1 Test Condition9

2.2 Test Channel Mode9

2.3 The Worst Case Measurement Configuration..... 11

2.4 Accessories12

2.5 Support Equipment.....12

2.6 Test Setup Diagram13

3 TRANSMITTER TEST RESULT15

3.1 AC Power-line Conducted Emissions15

3.2 DTS Bandwidth16

3.3 Maximum Conducted Output Power17

3.4 Power Spectral Density19

3.5 Emissions in Non-restricted Frequency Bands20

3.6 Emissions in Restricted Frequency Bands.....21

4 TEST EQUIPMENT AND CALIBRATION DATA25

APPENDIX A. TEST RESULTS OF AC POWER-LINE CONDUCTED EMISSIONS

APPENDIX B. TEST RESULTS OF DTS BANDWIDTH

APPENDIX C. TEST RESULTS OF MAXIMUM CONDUCTED OUTPUT POWER

APPENDIX D. TEST RESULTS OF POWER SPECTRAL DENSITY

APPENDIX E. TEST RESULTS OF EMISSIONS IN NON-RESTRICTED FREQUENCY BANDS

APPENDIX F. TEST RESULTS OF EMISSIONS IN RESTRICTED FREQUENCY BANDS

APPENDIX G. TEST PHOTOS

PHOTOGRAPHS OF EUT v01



Summary of Test Result

Report Clause	Ref. Std. Clause	Test Items	Result (PASS/FAIL)	Remark
1.1.2	15.203	Antenna Requirement	PASS	FCC 15.203
3.1	15.207	AC Power-line Conducted Emissions	PASS	FCC 15.207
3.2	15.247(a)	DTS Bandwidth	PASS	≥500kHz
3.3	15.247(b)	Maximum Conducted Output Power	PASS	Power [dBm]: 30
3.4	15.247(e)	Power Spectral Density	PASS	PSD [dBm/3kHz]: 8
3.5	15.247(d)	Emissions in Non-restricted Frequency Bands	PASS	Non-Restricted Bands: > 30 dBc
3.6	15.247(d)	Emissions in Restricted Frequency Bands	PASS	Restricted Bands: FCC 15.209

Reviewed by: Jeremy Lin

Report Producer: Jackson Tsai



1 General Description

1.1 Information

1.1.1 RF General Information

Frequency Range (MHz)	IEEE Std. 802.11	Ch. Frequency (MHz)	Channel Number
2400-2483.5	b, g, n (HT20)	2412-2462	1-11 [11]
2400-2483.5	n (HT40)	2422-2452	3-9 [7]

Band	Mode	BWch (MHz)	Nant
2.4-2.4835GHz	802.11b	20	2TX
2.4-2.4835GHz	802.11g	20	2TX
2.4-2.4835GHz	802.11n HT20	20	2TX
2.4-2.4835GHz	802.11n HT40	40	2TX

Note:

11b mode uses a combination of DSSS-DBPSK, DQPSK, CCK modulation.
11g, HT20 and HT40 use a combination of OFDM-BPSK, QPSK, 16QAM, 64QAM modulation.
BWch is the nominal channel bandwidth.

1.1.2 Antenna Information

Ant.	Brand	Model Name	Antenna Type	Connector
1	Airgain	XB6	PIFA antenna	I-PEX
2	Airgain	XB6	PIFA antenna	I-PEX
3	Airgain	XB6	PIFA antenna	I-PEX
4	Airgain	XB6	PIFA antenna	I-PEX
5	Airgain	XB6	PIFA antenna	I-PEX
6	Airgain	XB6	PIFA antenna	I-PEX
7	Airgain	XB6	PIFA antenna	I-PEX
8	Airgain	XB6	PIFA antenna	I-PEX

Ant.	Port	Peak Gain (dBi)	
		2.4G	5G
1	3	-	2.8
2	4	-	3.4
3	5	-	2.7
4	6	-	3.4
5	1	1.5	4.0
6	7	-	3.9
7	8	-	3.7
8	2	1.5	3.4

Ant.	Composite Gain (dBi)	
	2.4G	5G
	2T1S	8T1S
1	-	5.8
2	-	5.8
3	-	5.8
4	-	5.8
5	5.8	5.8
6	-	5.8
7	-	5.8
8	5.8	5.8

Note 1: The EUT has eight antennas.

For 2.4 GHz function:

For IEEE 802.11b/g/n mode (2TX/2RX)

Ant. 5 and Ant. 8 could transmit/receive simultaneously.

For 5 GHz function:

For IEEE 802.11a/n/ac mode (8TX/8RX)

Ant. 1 ~ Ant. 8 could transmit/receive simultaneously.

Note 2:

- The Signals support CDD and correlated, and transmits simultaneously in multiple channels in single or multiple frequency bands.
- If all antennas have the same gain, G_{ANT} :
 Directional gain = $G_{ANT} + 10 \log(N_{ANT}/N_{SS})$ dBi, where N_{SS} = the number of independent spatial streams of data and G_{ANT} is the antenna gain in dBi. (This formula can also be applied when antennas have different gains if the highest antenna gain is substituted for G_{ANT} .)
- For power measurements on IEEE 802.11 devices,
 Array Gain = 0 dB (i.e., no array gain) for $N_{ANT} \leq 4$;
 Array Gain = 0 dB (i.e., no array gain) for channel widths ≥ 40 MHz for any N_{ANT} ;
 Array Gain = $5 \log(N_{ANT}/N_{SS})$ dB or 3 dB, whichever is less, for 20-MHz channel widths with $N_{ANT} \geq 5$.



1.1.3 EUT Information

Operational Condition				
EUT Power Type	From AC Mains			
EUT Function	<input checked="" type="checkbox"/>	Point-to-multipoint	<input type="checkbox"/>	Point-to-point
Beamforming Function	<input type="checkbox"/>	With beamforming	<input checked="" type="checkbox"/>	Without beamforming
Type of EUT				
<input checked="" type="checkbox"/>	Stand-alone			
<input type="checkbox"/>	Combined (EUT where the radio part is fully integrated within another device)			
	Combined Equipment - Brand Name / Model No.:		...	
<input type="checkbox"/>	Plug-in radio (EUT intended for a variety of host systems)			
	Host System - Brand Name / Model No.:		...	
<input type="checkbox"/>	Other:			

1.1.4 Mode Test Duty Cycle

Mode	DC	DCF(dB)	T(s)	VBW(Hz) ≥ 1/T
802.11b	0.983	0.074	n/a (DC>=0.98)	n/a (DC>=0.98)
802.11g	0.982	0.079	n/a (DC>=0.98)	n/a (DC>=0.98)
802.11n HT20	0.994	0.026	n/a (DC>=0.98)	n/a (DC>=0.98)
802.11n HT40	0.99	0.044	n/a (DC>=0.98)	n/a (DC>=0.98)

1.2 Testing Applied Standards

According to the specifications of the manufacturer, the EUT must comply with the requirements of the following standards:

- ♦ 47 CFR FCC Part 15
- ♦ ANSI C63.10-2013
- ♦ KDB 558074 D01 v04
- ♦ KDB 662911 D01 v02r01

1.3 Testing Location Information

Testing Location		
<input checked="" type="checkbox"/>	HWA YA	ADD : No. 52, Huaya 1st Rd., Guishan Dist., Taoyuan City, Taiwan (R.O.C.) TEL : 886-3-327-3456 FAX : 886-3-327-0973
Test site Designation No. TW1190 with FCC.		
<input type="checkbox"/>	JHUBEI	ADD : No.8, Ln. 724, Bo'ai St., Zhubei City, Hsinchu County, Taiwan (R.O.C.) TEL : 886-3-656-9065 FAX : 886-3-656-9085
Test site Designation No. TW0006 with FCC.		

Test Condition	Test Site No.	Test Engineer	Test Environment	Test Date
RF Conducted	TH06-HY	Barry Xiao	22.5°C / 65%	23/Apr/2018
Radiated	03CH02-HY	Terry Chang	23.5°C / 54%	23/Apr/2018
AC Conduction	CO04-HY	Daniel Hsu	22.1°C / 58%	24/Apr/2018

1.4 Measurement Uncertainty

ISO/IEC 17025 requires that an estimate of the measurement uncertainties associated with the emissions test results be included in the report. The measurement uncertainties given below are based on a 95% confidence level (based on a coverage factor (k=2))

Test Items	Uncertainty	Remark
Conducted Emission (150kHz ~ 30MHz)	3.6 dB	Confidence levels of 95%
Radiated Emission (9kHz ~ 30MHz)	3.0 dB	Confidence levels of 95%
Radiated Emission (30MHz ~ 1,000MHz)	4.3 dB	Confidence levels of 95%
Radiated Emission (1GHz ~ 18GHz)	3.9 dB	Confidence levels of 95%
Radiated Emission (18GHz ~ 40GHz)	3.5 dB	Confidence levels of 95%
Conducted Emission	1.3 dB	Confidence levels of 95%
Temperature	0.7 °C	Confidence levels of 95%
Humidity	4 %	Confidence levels of 95%



2 Test Configuration of EUT

2.1 Test Condition

RF Conducted	Abbreviation	Remark
TnomVnom	Tnom	20°C
-	Vnom	120V

2.2 Test Channel Mode

Test Software	cmd

Mode	Power Setting
802.11b_Nss1,(1Mbps)_2TX	-
2412MHz	24
2417MHz	25
2422MHz	26
2427MHz	26
2432MHz	26
2437MHz	25
2452MHz	27
2457MHz	26
2462MHz	25
802.11g_Nss1,(6Mbps)_2TX	-
2412MHz	23
2417MHz	24
2422MHz	25
2427MHz	25
2432MHz	25
2437MHz	27
2452MHz	27
2457MHz	25
2462MHz	23




802.11n HT20_Nss1,(MCS0)_2TX	-
2412MHz	23
2417MHz	23
2422MHz	24
2427MHz	24
2432MHz	25
2437MHz	26
2452MHz	26
2457MHz	25
2462MHz	23
802.11n HT40_Nss1,(MCS0)_2TX	-
2422MHz	23
2427MHz	23
2432MHz	23
2437MHz	24
2442MHz	24
2447MHz	23
2452MHz	23

2.3 The Worst Case Measurement Configuration

The Worst Case Mode for Following Conformance Tests	
Tests Item	AC power-line conducted emissions
Condition	AC power-line conducted measurement for line and neutral
Operating Mode	CTX
1	AC mode

The Worst Case Mode for Following Conformance Tests	
Tests Item	DTS Bandwidth Maximum Conducted Output Power Power Spectral Density
Test Condition	Conducted measurement at transmit chains

The Worst Case Mode for Following Conformance Tests	
Tests Item	Emissions in Non-restricted Frequency Bands Emissions in Restricted Frequency Bands
Test Condition	Radiated measurement If EUT consist of multiple antenna assembly (multiple antenna are used in EUT regardless of spatial multiplexing MIMO configuration), the radiated test should be performed with highest antenna gain of each antenna type.
Operating Mode < 1GHz	CTX
1	AC mode
Operating Mode > 1GHz	CTX
Orthogonal Planes of EUT	Y Plane
	
Worst Planes of EUT	V

The Worst Case Mode for Following Conformance Tests	
Tests Item	Simultaneous Transmission Analysis
Operating Mode	1. WLAN 2.4GHz + WLAN 5GHz + Thread + Bluetooth
Refer to Sporton Test Report No.: FA832312 for Co-location RF Exposure Evaluation.	



2.4 Accessories


Accessories				
Power Cord	Cable	1.65 meter, Non-Shielded cable	In/Out door	indoor

Reminder: Regarding to more detail and other information, please refer to user manual.

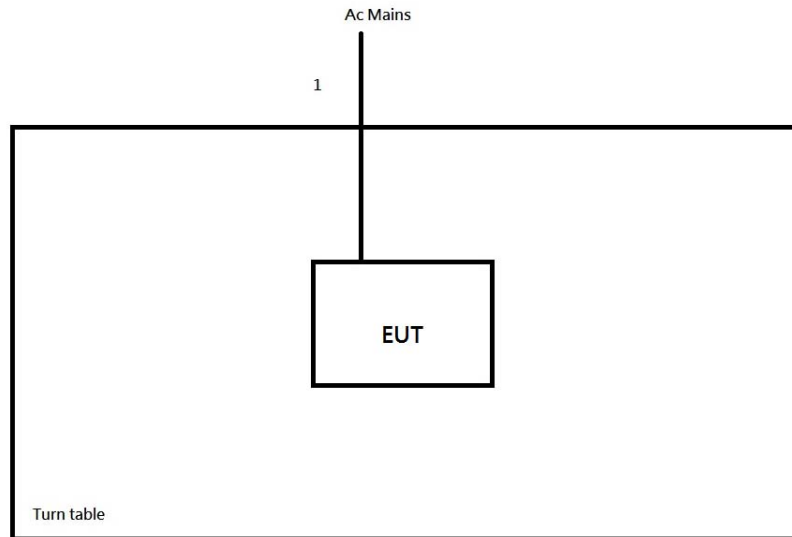
2.5 Support Equipment

Support Equipment – RF Conducted				
No.	Equipment	Brand Name	Model Name	FCC ID
1	Notebook	DELL	E5410	DoC
2	Adapter for NB	DELL	HA65NM130	DoC

2.6 Test Setup Diagram



Test Setup Diagram – Radiated Test



Item	Connection	Shielded	Length(m)	Remark
1	AC power line	No	1.65m	-

3 Transmitter Test Result

3.1 AC Power-line Conducted Emissions

3.1.1 AC Power-line Conducted Emissions Limit

AC Power-line Conducted Emissions Limit		
Frequency Emission (MHz)	Quasi-Peak	Average
0.15-0.5	66 - 56 *	56 - 46 *
0.5-5	56	46
5-30	60	50

Note 1: * Decreases with the logarithm of the frequency.

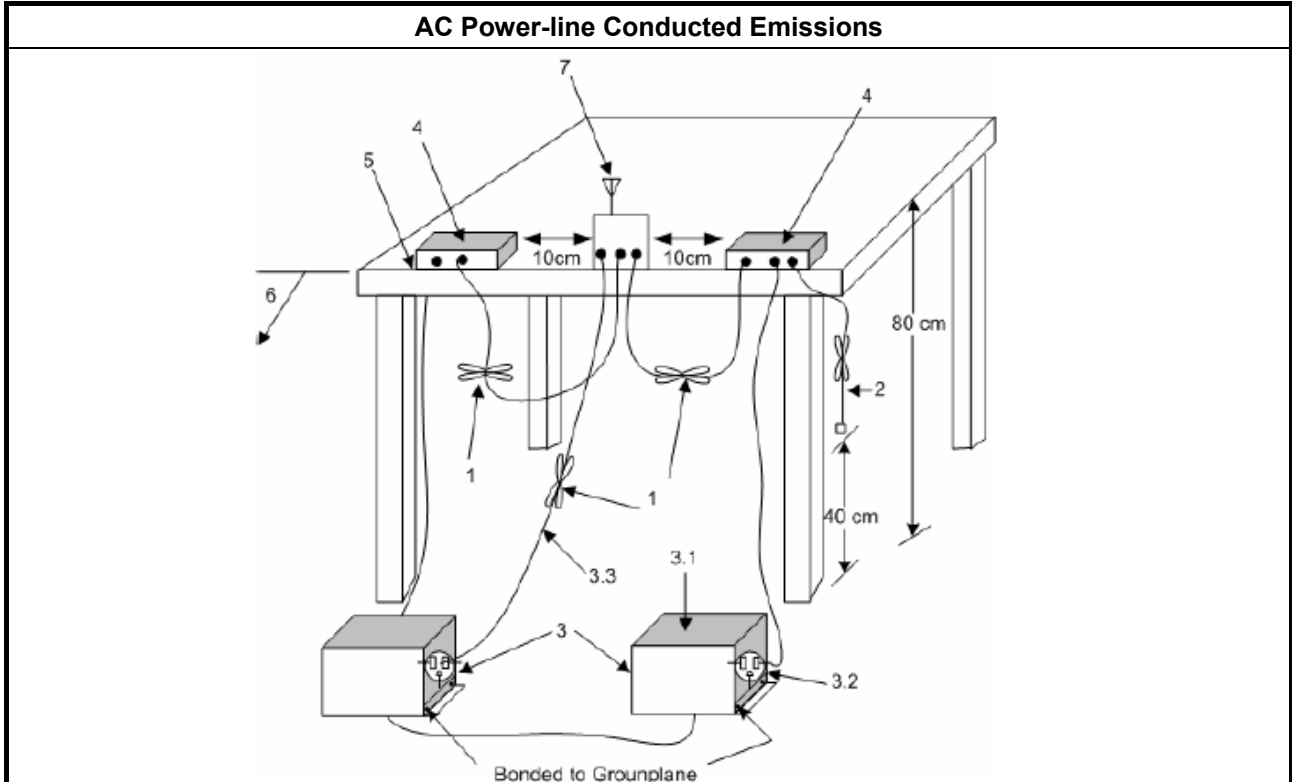
3.1.2 Measuring Instruments

Refer a test equipment and calibration data table in this test report.

3.1.3 Test Procedures

Test Method
<input checked="" type="checkbox"/> Refer as ANSI C63.10-2013, clause 6.2 for AC power-line conducted emissions.

3.1.4 Test Setup



3.1.5 Test Result of AC Power-line Conducted Emissions

Refer as Appendix A

3.2 DTS Bandwidth

3.2.1 6dB Bandwidth Limit

6dB Bandwidth Limit
Systems using digital modulation techniques:
<ul style="list-style-type: none"> ▪ 6 dB bandwidth \geq 500 kHz.

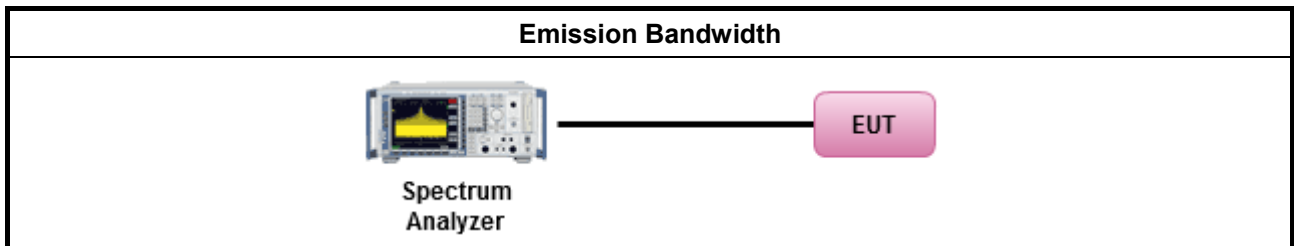
3.2.2 Measuring Instruments

Refer a test equipment and calibration data table in this test report.

3.2.3 Test Procedures

Test Method
<ul style="list-style-type: none"> ▪ For the emission bandwidth shall be measured using one of the options below:
<input checked="" type="checkbox"/> Refer as KDB 558074, clause 8.1 Option 1 for 6 dB bandwidth measurement.
<input type="checkbox"/> Refer as KDB 558074, clause 8.2 Option 2 for 6 dB bandwidth measurement.
<input type="checkbox"/> Refer as RSS-Gen, clause 6.6 for occupied bandwidth testing.
<input type="checkbox"/> Refer as ANSI C63.10, clause 6.9.3 for occupied bandwidth testing.

3.2.4 Test Setup



3.2.5 Test Result of Emission Bandwidth

Refer as Appendix B

3.3 Maximum Conducted Output Power

3.3.1 Maximum Conducted Output Power Limit

Maximum Conducted Output Power Limit	
	<ul style="list-style-type: none"> ▪ If $G_{TX} \leq 6$ dBi, then $P_{Out} \leq 30$ dBm (1 W)
	<ul style="list-style-type: none"> ▪ Point-to-multipoint systems (P2M): If $G_{TX} > 6$ dBi, then $P_{Out} = 30 - (G_{TX} - 6)$ dBm
	<ul style="list-style-type: none"> ▪ Point-to-point systems (P2P): If $G_{TX} > 6$ dBi, then $P_{Out} = 30 - (G_{TX} - 6)/3$ dBm
	<ul style="list-style-type: none"> ▪ Smart antenna system (SAS):
	<ul style="list-style-type: none"> - Single beam: If $G_{TX} > 6$ dBi, then $P_{Out} = 30 - (G_{TX} - 6)/3$ dBm
	<ul style="list-style-type: none"> - Overlap beam: If $G_{TX} > 6$ dBi, then $P_{Out} = 30 - (G_{TX} - 6)/3$ dBm
	<ul style="list-style-type: none"> - Aggregate power on all beams: If $G_{TX} > 6$ dBi, then $P_{Out} = 30 - (G_{TX} - 6)/3 + 8$ dBm
e.i.r.p. Power Limit:	
	<ul style="list-style-type: none"> ▪ 2400-2483.5 MHz Band
	<ul style="list-style-type: none"> ▪ Point-to-multipoint systems (P2M): $P_{eirp} \leq 36$ dBm (4 W)
	<ul style="list-style-type: none"> ▪ Point-to-point systems (P2P): $P_{eirp} \leq \text{MAX}(36, [P_{Out} + G_{TX}])$ dBm
	<ul style="list-style-type: none"> ▪ Smart antenna system (SAS)
	<ul style="list-style-type: none"> - Single beam: $P_{eirp} \leq \text{MAX}(36, P_{Out} + G_{TX})$ dBm
	<ul style="list-style-type: none"> - Overlap beam: $P_{eirp} \leq \text{MAX}(36, P_{Out} + G_{TX})$ dBm
	<ul style="list-style-type: none"> - Aggregate power on all beams: $P_{eirp} \leq \text{MAX}(36, [P_{Out} + G_{TX} + 8])$ dBm
<p>P_{Out} = maximum peak conducted output power or maximum conducted output power in dBm, G_{TX} = the maximum transmitting antenna directional gain in dBi.</p>	

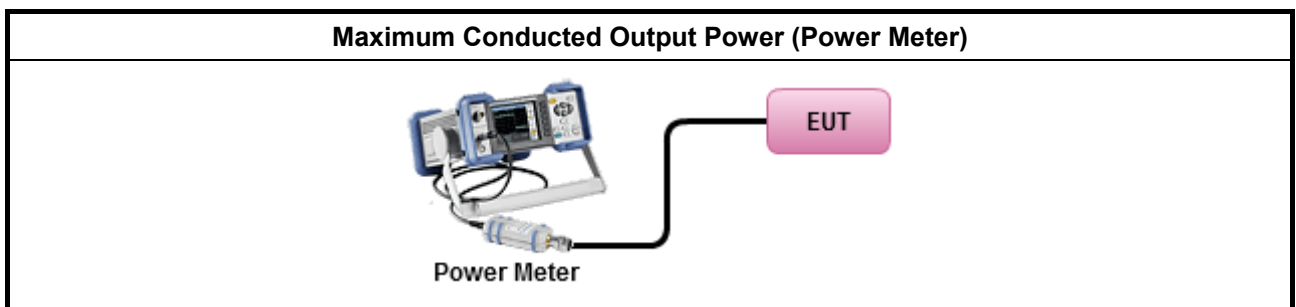
3.3.2 Measuring Instruments

Refer a test equipment and calibration data table in this test report.

3.3.3 Test Procedures

Test Method	
<ul style="list-style-type: none"> Maximum Peak Conducted Output Power 	
<input type="checkbox"/>	Refer as KDB 558074, clause 9.1.1 Option 1 (RBW ≥ EBW method).
<input type="checkbox"/>	Refer as KDB 558074, clause 9.1.2 Option 2 (integrated band power method)
<input type="checkbox"/>	Refer as KDB 558074, clause 9.1.3 Option 3 (peak power meter for VBW ≥ DTS BW)
<ul style="list-style-type: none"> Maximum Average Conducted Output Power 	
Duty cycle ≥ 98%	
<input type="checkbox"/>	Refer as KDB 558074, clause 9.2.2.4 Method AVGSA-2 (spectral trace averaging).
Duty cycle < 98%	
<input type="checkbox"/>	Refer as KDB 558074, clause 9.2.2.5 Method AVGSA-2 Alt. (slow sweep speed)
RF power meter and average over on/off periods with duty factor or gated trigger	
<input checked="" type="checkbox"/>	Refer as KDB 558074, clause 9.2.3.1 Method AVGPM (using an RF average power meter).
<ul style="list-style-type: none"> For conducted measurement. 	
<ul style="list-style-type: none"> If the EUT supports multiple transmit chains using options given below: Refer as KDB 662911, In-band power measurements. Using the measure-and-sum approach, measured all transmit ports individually. Sum the power (in linear power units e.g., mW) of all ports for each individual sample and save them. 	
<ul style="list-style-type: none"> If multiple transmit chains, EIRP calculation could be following as methods: $P_{total} = P_1 + P_2 + \dots + P_n$ (calculated in linear unit [mW] and transfer to log unit [dBm]) $EIRP_{total} = P_{total} + DG$ 	

3.3.4 Test Setup



3.3.5 Test Result of Maximum Conducted Output Power

Refer as Appendix C

3.4 Power Spectral Density

3.4.1 Power Spectral Density Limit

Power Spectral Density Limit
<ul style="list-style-type: none"> Power Spectral Density (PSD) \leq 8 dBm/3kHz

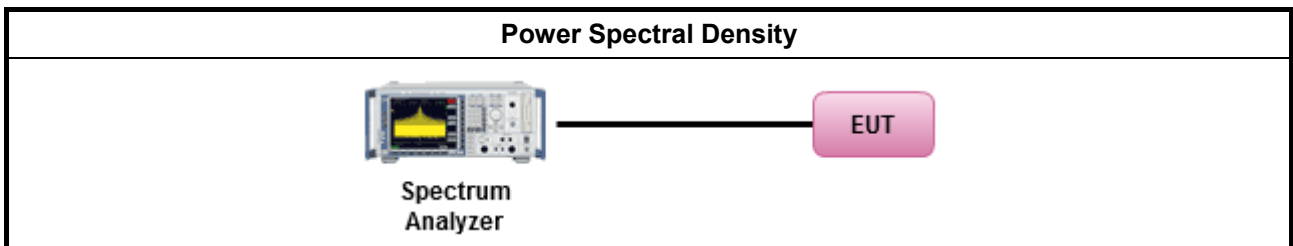
3.4.2 Measuring Instruments

Refer a test equipment and calibration data table in this test report.

3.4.3 Test Procedures

Test Method	
	<ul style="list-style-type: none"> Peak power spectral density procedures that the same method as used to determine the conducted output power. If maximum peak conducted output power was measured to demonstrate compliance to the output power limit, then the peak PSD procedure below (Method PKPSD) shall be used. If maximum conducted output power was measured to demonstrate compliance to the output power limit, then one of the average PSD procedures shall be used, as applicable based on the following criteria (the peak PSD procedure is also an acceptable option).
<input checked="" type="checkbox"/>	Refer as KDB 558074, clause 10.2 Method PKPSD (RBW=3-100kHz; Detector=peak).
	<ul style="list-style-type: none"> For conducted measurement.
	<ul style="list-style-type: none"> If The EUT supports multiple transmit chains using options given below:
	<ul style="list-style-type: none"> Measure and sum the spectra across the outputs. Refer as KDB 662911, In-band power spectral density (PSD). Sample all transmit ports simultaneously using a spectrum analyzer for each transmit port. Where the trace bin-by-bin of each transmit port summing can be performed. (i.e., in the first spectral bin of output 1 is summed with that in the first spectral bin of output 2 and that from the first spectral bin of output 3, and so on up to the NTX output to obtain the value for the first frequency bin of the summed spectrum.). Add up the amplitude (power) values for the different transmit chains and use this as the new data trace.

3.4.4 Test Setup



3.4.5 Test Result of Power Spectral Density

Refer as Appendix D

3.5 Emissions in Non-restricted Frequency Bands

3.5.1 Emissions in Non-restricted Frequency Bands Limit

Un-restricted Band Emissions Limit	
RF output power procedure	Limit (dB)
Peak output power procedure	20
Average output power procedure	30

Note 1: If the peak output power procedure is used to measure the fundamental emission power to demonstrate compliance to requirements, then the peak conducted output power measured within any 100 kHz outside the authorized frequency band shall be attenuated by at least 20 dB relative to the maximum measured in-band peak PSD level.

Note 2: If the average output power procedure is used to measure the fundamental emission power to demonstrate compliance to requirements, then the power in any 100 kHz outside of the authorized frequency band shall be attenuated by at least 30 dB relative to the maximum measured in-band average PSD level.

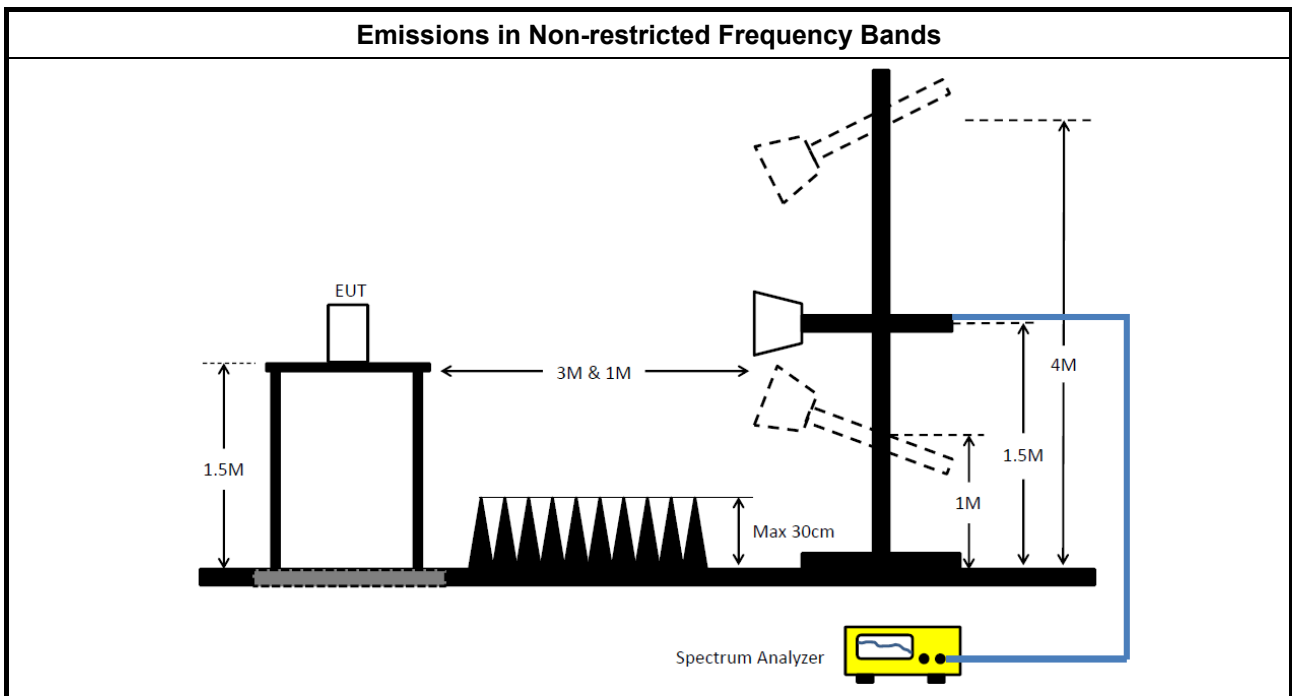
3.5.2 Measuring Instruments

Refer a test equipment and calibration data table in this test report.

3.5.3 Test Procedures

Test Method
<ul style="list-style-type: none"> Refer as KDB 558074, clause 11 for unwanted emissions into non-restricted bands.

3.5.4 Test Setup



3.5.5 Test Result of Emissions in Non-restricted Frequency Bands

Refer as Appendix E



3.6 Emissions in Restricted Frequency Bands

3.6.1 Emissions in Restricted Frequency Bands Limit

Restricted Band Emissions Limit			
Frequency Range (MHz)	Field Strength (uV/m)	Field Strength (dBuV/m)	Measure Distance (m)
0.009~0.490	2400/F(kHz)	48.5 - 13.8	300
0.490~1.705	24000/F(kHz)	33.8 - 23	30
1.705~30.0	30	29	30
30~88	100	40	3
88~216	150	43.5	3
216~960	200	46	3
Above 960	500	54	3

Note 1: Test distance for frequencies at or above 30 MHz, measurements may be performed at a distance other than the limit distance provided they are not performed in the near field and the emissions to be measured can be detected by the measurement equipment. When performing measurements at a distance other than that specified, the results shall be extrapolated to the specified distance using an extrapolation factor of 20 dB/decade (inverse of linear distance for field-strength measurements, inverse of linear distance-squared for power-density measurements).

Note 2: Test distance for frequencies at below 30 MHz, measurements may be performed at a distance closer than the EUT limit distance; however, an attempt should be made to avoid making measurements in the near field. When performing measurements below 30 MHz at a closer distance than the limit distance, the results shall be extrapolated to the specified distance by either making measurements at a minimum of two or more distances on at least one radial to determine the proper extrapolation factor or by using the square of an inverse linear distance extrapolation factor (40 dB/decade). The test report shall specify the extrapolation method used to determine compliance of the EUT.

Note 3: Using the distance of 1m during the test for above 18 GHz, and the test value to correct for the distance factor at 3m.

3.6.2 Measuring Instruments

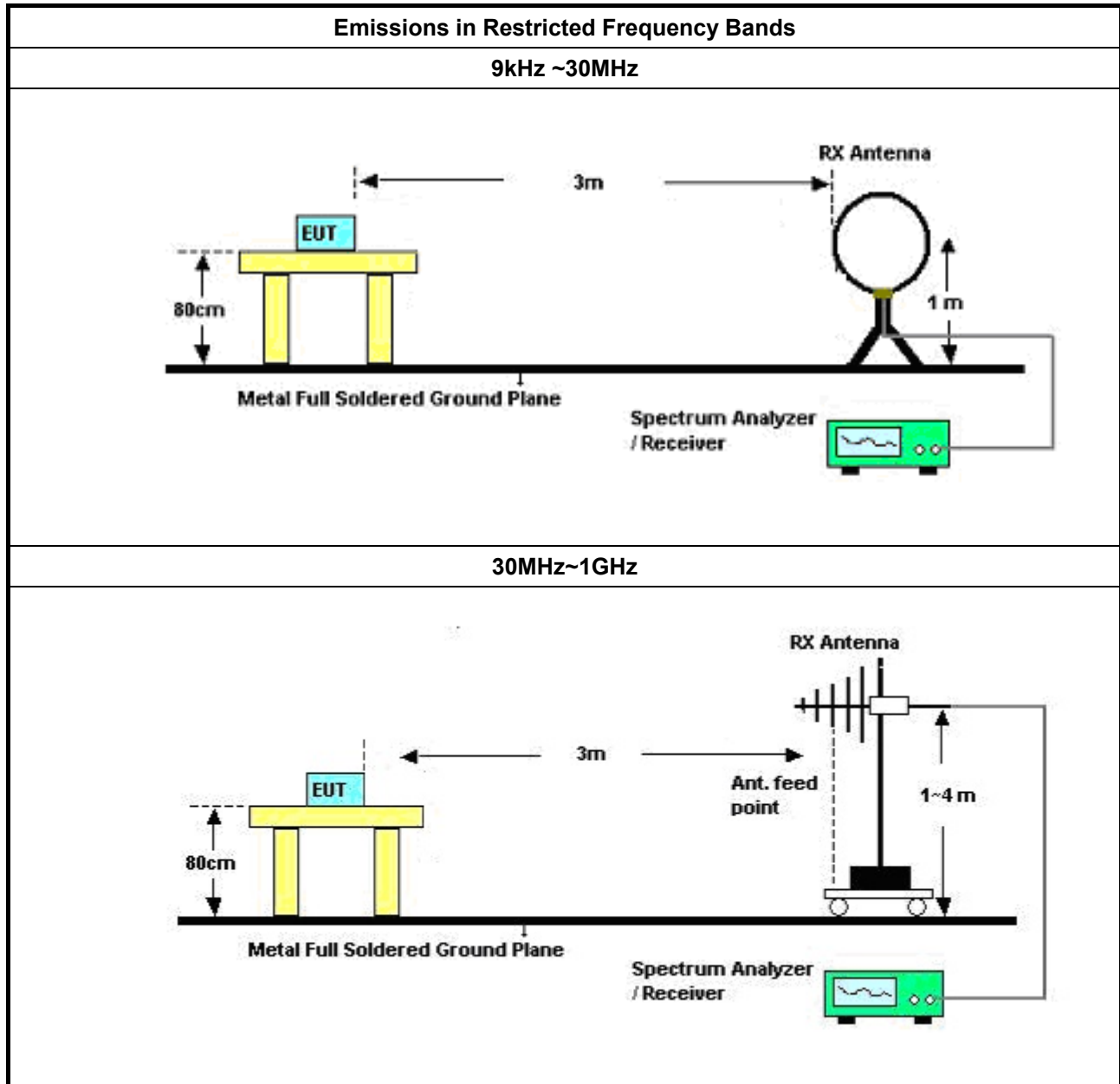
Refer a test equipment and calibration data table in this test report.

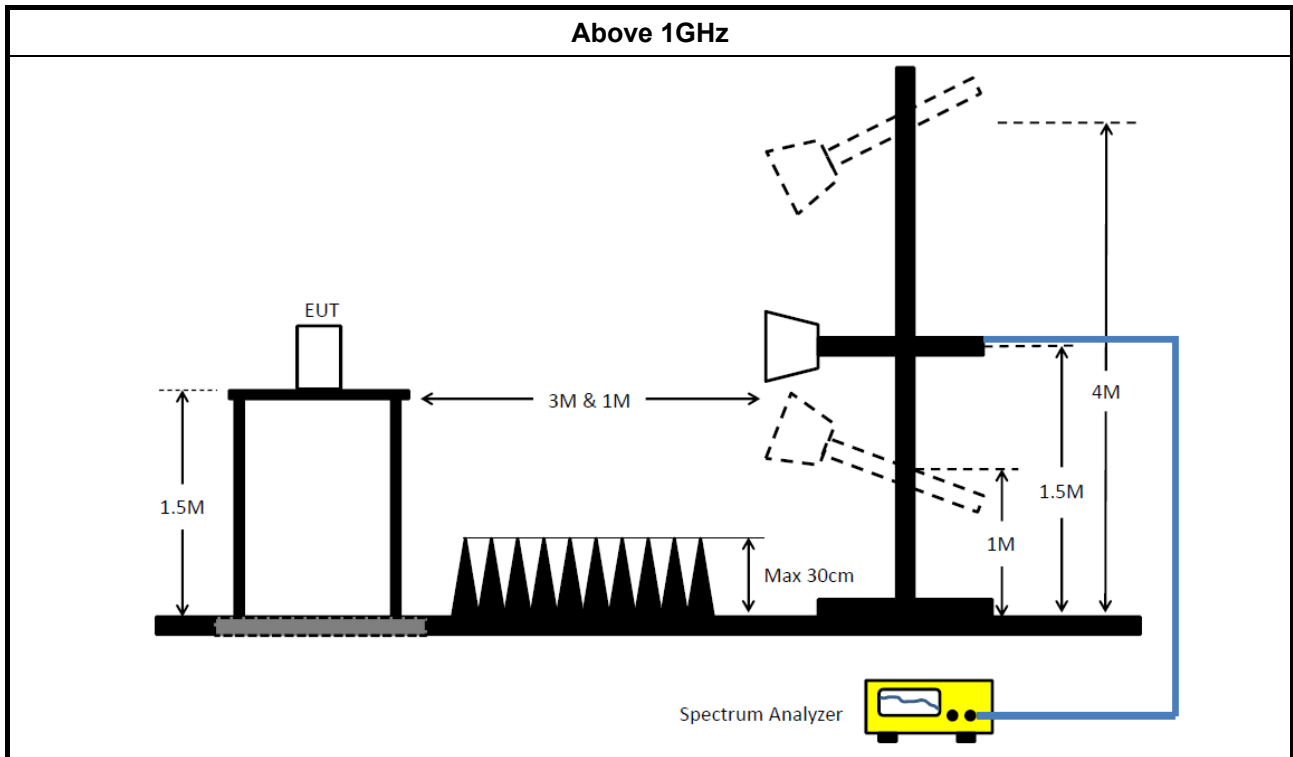


3.6.3 Test Procedures

Test Method	
<ul style="list-style-type: none"> ▪ The average emission levels shall be measured in [duty cycle \geq 98 or duty factor]. 	
<ul style="list-style-type: none"> ▪ Refer as ANSI C63.10, clause 6.10.3 band-edge testing shall be performed at the lowest frequency channel and highest frequency channel within the allowed operating band. 	
<ul style="list-style-type: none"> ▪ For the transmitter unwanted emissions shall be measured using following options below: 	
	<ul style="list-style-type: none"> ▪ Refer as KDB 558074, clause 12 for unwanted emissions into restricted bands.
<input checked="" type="checkbox"/>	Refer as KDB 558074, clause 12.2.5.3 (ANSI C63.10, clause 4.1.4.2.3), Reduced VBW \geq 1/T.
<input checked="" type="checkbox"/>	Refer as KDB 558074, clause 12.2.4 measurement procedure peak limit.
<ul style="list-style-type: none"> ▪ For the transmitter band-edge emissions shall be measured using following options below: 	
	<ul style="list-style-type: none"> ▪ Refer as KDB 558074 clause 13.1, When the performing peak or average radiated measurements, emissions within 2 MHz of the authorized band edge may be measured using the marker-delta method described below.
	<ul style="list-style-type: none"> ▪ Refer as KDB 558074, clause 13.2 (ANSI C63.10, clause 6.10.6) for marker-delta method for band-edge measurements.
	<ul style="list-style-type: none"> ▪ Refer as KDB 558074, clause 13.3 for narrower resolution bandwidth (100kHz) using the band power and summing the spectral levels (i.e., 1 MHz).
<ul style="list-style-type: none"> ▪ For conducted and cabinet radiation measurement, refer as KDB 558074, clause 12.2.2. 	
	<ul style="list-style-type: none"> ▪ For conducted unwanted emissions into restricted bands (absolute emission limits). Devices with multiple transmit chains using options given below: (1) Measure and sum the spectra across the outputs or (2) Measure and add 10 log(N) dB
	<ul style="list-style-type: none"> ▪ For KDB 662911 The methodology described here may overestimate array gain, thereby resulting in apparent failures to satisfy the out-of-band limits even if the device is actually compliant. In such cases, compliance may be demonstrated by performing radiated tests around the frequencies at which the apparent failures occurred.

3.6.4 Test Setup





3.6.5 Test Result of Emissions in Restricted Frequency Bands (Below 30MHz)

The amplitude of spurious emissions which are attenuated by more than 20dB below the permissible value has no need to be reported.

3.6.6 Test Result of Emissions in Restricted Frequency Bands

Refer as Appendix F



4 Test Equipment and Calibration Data

Instrument for AC Conduction

Instrument	Manufacturer	Model No.	Serial No.	Spec.	Calibration Date	Calibration Due Date
EMC Receiver	R&S	ESR3	102052	9 kHz ~ 3.6 GHz	29/Apr/2017	28/Apr/2018
LISN	R&S	ENV216	101295	9 kHz ~ 30 MHz	17/Nov/2017	16/Nov/2018
RF Cable-CON	HUBER+SUHNER	RG213/U	07611832020001	9 kHz ~ 30 MHz	06/Oct/2017	05/Oct/2018
AC POWER	APC	AFC-11005G	F310050055	47 Hz ~ 63 Hz 5~300V	NCR	NCR
Impuls Begrenzer Pulse Limiter	SCHWARZBECK	VTSD 9561-F	9561-F041	9 kHz ~ 30 MHz	12/Oct/2017	11/Oct/2018

NCR : Non-Calibration Require

Instrument for Radiated Test

Instrument	Manufacturer	Model No.	Serial No.	Spec.	Calibration Date	Calibration Due Date
3m Semi Anechoic Chamber	SIDT FRANKONIA	SAC-3M	03CH02-HY	30 MHz ~ 1 GHz 3m	20/Oct/2017	19/Oct/2018
3m Semi Anechoic Chamber	SIDT FRANKONIA	SAC-3M	03CH02-HY	1 GHz ~ 18 GHz 3m	27/Oct/2017	26/Oct/2018
Amplifier	Agilent	8447D	2944A11149	100 kHz ~ 1.3 GHz	29Jun/2017	28/Jun/2018
Microwave Preamplifier	Agilent	8449B	3008A02373	1 GHz ~ 26.5 GHz	28/Sep/2017	27/Sep/2018
Spectrum Analyzer	Rohde & Schwarz	FSP40	100593	9 kHz ~ 40 GHz	12/Dec/2017	11/Dec/2018
EMI Test Receiver	Rohde & Schwarz	ESCS 30	100354	9 kHz ~ 2.75 GHz	08/Dec/2017	07/Dec/2018
RF Cable-R03m	Jye Bao	RG142	CB017	9 kHz ~ 1 GHz	19/Jan/2018	18/Jan/2019
RF Cable-high	SUHNER	SUCOFLEX104	MY34918/4	1 GHz ~ 40 GHz	19/Jan/2018	18/Jan/2019
Bilog Antenna	SCHAFFNER	CBL 6112B	2723	30 MHz ~ 1 GHz	09/Sep/2017	08/Sep/2018
Broadband Horn Antenna	SCHWARZBECK	BBHA 9170	BBHA 9170154	18 GHz ~ 40 GHz	06/Feb/2018	05/Feb/2019
Double Ridged Guide Horn Antenna	SCHWARZBECK	BBHA 9120D	BBHA 9120 D 1531	1 GHz ~ 18 GHz	25/Apr/2017	24/Apr/2018
Loop Antenna	TESEQ	HLA 6120	31244	9 k ~ 30 MHz	29/Mar/2018	28/Mar/2019

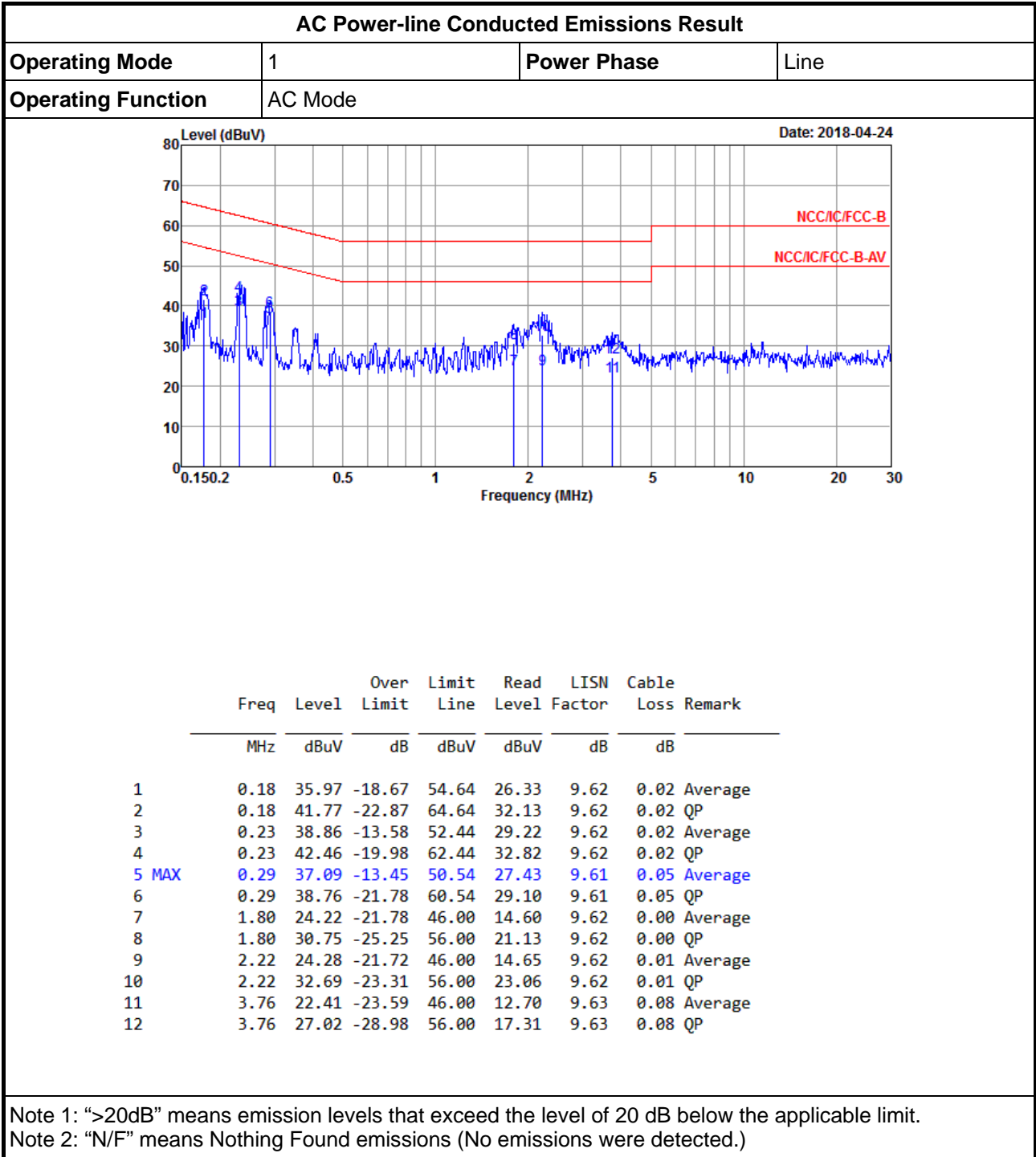


Instrument for Conducted Test

Instrument	Manufacturer	Model No.	Serial No.	Spec.	Calibration Date	Calibration Due Date
Spectrum Analyzer	R&S	FSV 40	101013	9 kHz ~ 40 GHz	29/Dec/2017	28/Dec/2018
Signal Generator	R&S	SMR40	100116	10 MHz ~ 40 GHz	27/Jul/2017	26/Jul/2018
Power Sensor	Anritsu	MA2411B	0917017	300 MHz ~ 40 GHz	05/Feb/2018	04/Feb/2019
Power Meter	Anritsu	ML2495A	0949003	300 MHz ~ 40 GHz	05/Feb/2018	04/Feb/2019
RF Cable-0.2m	HUBER+SUHNER	SUCOFLEX_104	MY10710/4	30 MHz ~ 26.5 GHz	25/Aug/2017	24/Aug/2018
RF Cable-0.2m	HUBER+SUHNER	SUCOFLEX_104	MY10712/4	30 MHz ~ 26.5 GHz	25/Aug/2017	24/Aug/2018
RF Cable-0.5m	HUBER+SUHNER	SUCOFLEX_104	MY10713/4	30 MHz ~ 26.5 GHz	25/Aug/2017	24/Aug/2018



AC Power-line Conducted Emissions Result																																																																																																																																	
Operating Mode	1	Power Phase	Neutral																																																																																																																														
Operating Function	AC Mode																																																																																																																																
Date: 2018-04-24																																																																																																																																	
<table border="1" style="width:100%; border-collapse: collapse;"> <thead> <tr> <th></th> <th>Freq</th> <th>Level</th> <th>Over Limit</th> <th>Limit Line</th> <th>Read Level</th> <th>LISN Factor</th> <th>Cable Loss</th> <th>Remark</th> </tr> <tr> <th></th> <th>MHz</th> <th>dBuV</th> <th>dB</th> <th>dBuV</th> <th>dBuV</th> <th>dB</th> <th>dB</th> <th></th> </tr> </thead> <tbody> <tr> <td>1</td> <td>0.18</td> <td>38.73</td> <td>-15.77</td> <td>54.50</td> <td>29.09</td> <td>9.62</td> <td>0.02</td> <td>Average</td> </tr> <tr> <td>2</td> <td>0.18</td> <td>44.09</td> <td>-20.41</td> <td>64.50</td> <td>34.45</td> <td>9.62</td> <td>0.02</td> <td>QP</td> </tr> <tr style="border: 2px solid black;"> <td>3 MAX</td> <td>0.24</td> <td>40.47</td> <td>-11.61</td> <td>52.08</td> <td>30.82</td> <td>9.62</td> <td>0.03</td> <td>Average</td> </tr> <tr> <td>4</td> <td>0.24</td> <td>44.35</td> <td>-17.73</td> <td>62.08</td> <td>34.70</td> <td>9.62</td> <td>0.03</td> <td>QP</td> </tr> <tr> <td>5</td> <td>0.30</td> <td>36.93</td> <td>-13.35</td> <td>50.28</td> <td>27.26</td> <td>9.61</td> <td>0.06</td> <td>Average</td> </tr> <tr> <td>6</td> <td>0.30</td> <td>38.90</td> <td>-21.38</td> <td>60.28</td> <td>29.23</td> <td>9.61</td> <td>0.06</td> <td>QP</td> </tr> <tr> <td>7</td> <td>1.83</td> <td>24.54</td> <td>-21.46</td> <td>46.00</td> <td>14.91</td> <td>9.63</td> <td>0.00</td> <td>Average</td> </tr> <tr> <td>8</td> <td>1.83</td> <td>31.21</td> <td>-24.79</td> <td>56.00</td> <td>21.58</td> <td>9.63</td> <td>0.00</td> <td>QP</td> </tr> <tr> <td>9</td> <td>2.21</td> <td>28.54</td> <td>-17.46</td> <td>46.00</td> <td>18.90</td> <td>9.63</td> <td>0.01</td> <td>Average</td> </tr> <tr> <td>10</td> <td>2.21</td> <td>37.62</td> <td>-18.38</td> <td>56.00</td> <td>27.98</td> <td>9.63</td> <td>0.01</td> <td>QP</td> </tr> <tr> <td>11</td> <td>3.74</td> <td>23.58</td> <td>-22.42</td> <td>46.00</td> <td>13.86</td> <td>9.64</td> <td>0.08</td> <td>Average</td> </tr> <tr> <td>12</td> <td>3.74</td> <td>29.94</td> <td>-26.06</td> <td>56.00</td> <td>20.22</td> <td>9.64</td> <td>0.08</td> <td>QP</td> </tr> </tbody> </table>					Freq	Level	Over Limit	Limit Line	Read Level	LISN Factor	Cable Loss	Remark		MHz	dBuV	dB	dBuV	dBuV	dB	dB		1	0.18	38.73	-15.77	54.50	29.09	9.62	0.02	Average	2	0.18	44.09	-20.41	64.50	34.45	9.62	0.02	QP	3 MAX	0.24	40.47	-11.61	52.08	30.82	9.62	0.03	Average	4	0.24	44.35	-17.73	62.08	34.70	9.62	0.03	QP	5	0.30	36.93	-13.35	50.28	27.26	9.61	0.06	Average	6	0.30	38.90	-21.38	60.28	29.23	9.61	0.06	QP	7	1.83	24.54	-21.46	46.00	14.91	9.63	0.00	Average	8	1.83	31.21	-24.79	56.00	21.58	9.63	0.00	QP	9	2.21	28.54	-17.46	46.00	18.90	9.63	0.01	Average	10	2.21	37.62	-18.38	56.00	27.98	9.63	0.01	QP	11	3.74	23.58	-22.42	46.00	13.86	9.64	0.08	Average	12	3.74	29.94	-26.06	56.00	20.22	9.64	0.08	QP
	Freq	Level	Over Limit	Limit Line	Read Level	LISN Factor	Cable Loss	Remark																																																																																																																									
	MHz	dBuV	dB	dBuV	dBuV	dB	dB																																																																																																																										
1	0.18	38.73	-15.77	54.50	29.09	9.62	0.02	Average																																																																																																																									
2	0.18	44.09	-20.41	64.50	34.45	9.62	0.02	QP																																																																																																																									
3 MAX	0.24	40.47	-11.61	52.08	30.82	9.62	0.03	Average																																																																																																																									
4	0.24	44.35	-17.73	62.08	34.70	9.62	0.03	QP																																																																																																																									
5	0.30	36.93	-13.35	50.28	27.26	9.61	0.06	Average																																																																																																																									
6	0.30	38.90	-21.38	60.28	29.23	9.61	0.06	QP																																																																																																																									
7	1.83	24.54	-21.46	46.00	14.91	9.63	0.00	Average																																																																																																																									
8	1.83	31.21	-24.79	56.00	21.58	9.63	0.00	QP																																																																																																																									
9	2.21	28.54	-17.46	46.00	18.90	9.63	0.01	Average																																																																																																																									
10	2.21	37.62	-18.38	56.00	27.98	9.63	0.01	QP																																																																																																																									
11	3.74	23.58	-22.42	46.00	13.86	9.64	0.08	Average																																																																																																																									
12	3.74	29.94	-26.06	56.00	20.22	9.64	0.08	QP																																																																																																																									
<p>Note 1: ">20dB" means emission levels that exceed the level of 20 dB below the applicable limit. Note 2: "N/F" means Nothing Found emissions (No emissions were detected.)</p>																																																																																																																																	



Summary

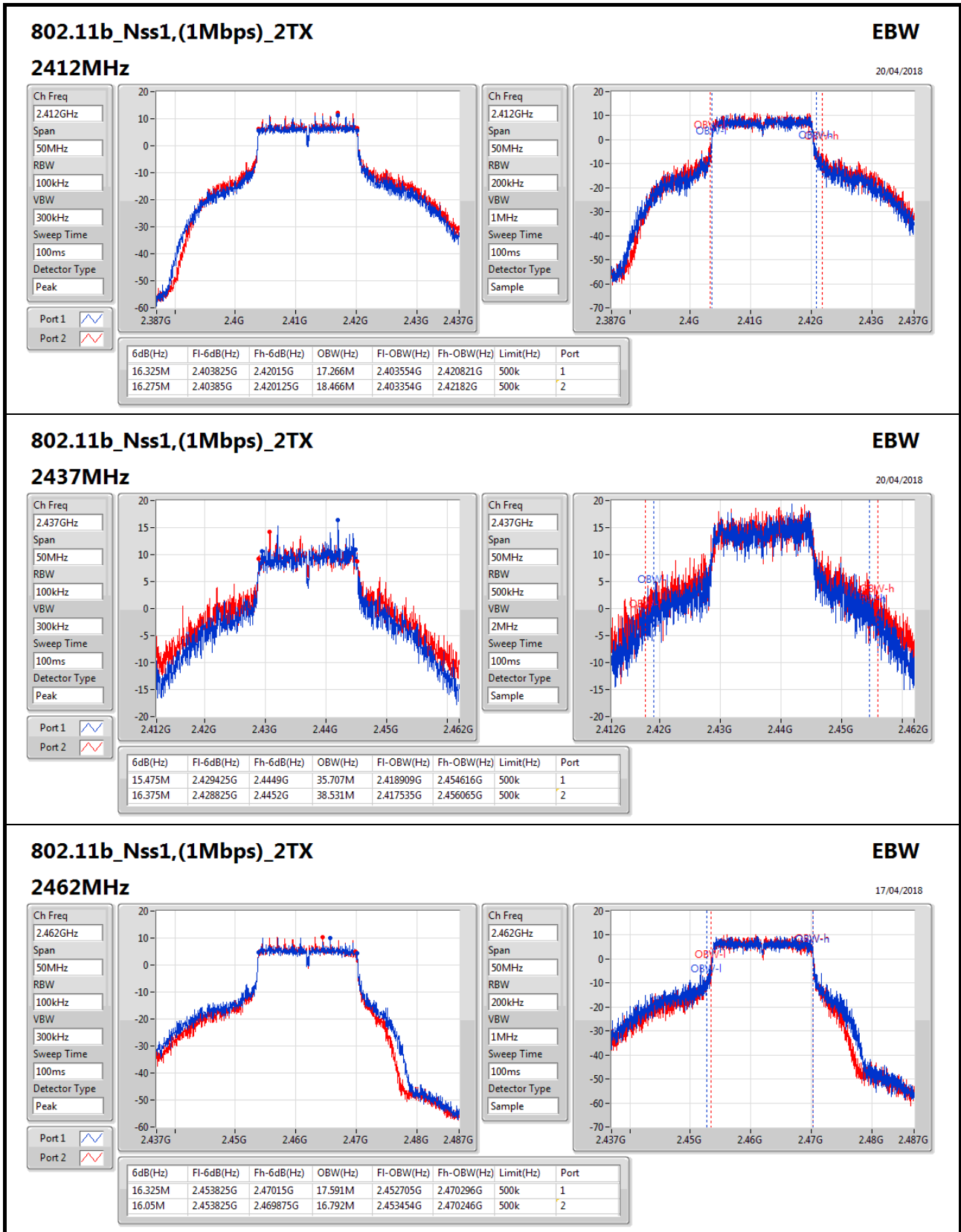
Mode	Max-N dB (Hz)	Max-OBW (Hz)	ITU-Code	Min-N dB (Hz)	Min-OBW (Hz)
2.4-2.4835GHz	-	-	-	-	-
802.11b_Nss1,(1Mbps)_2TX	16.325M	18.466M	18M5G1D	16.05M	16.717M
802.11g_Nss1,(6Mbps)_2TX	16.35M	39.03M	39M0D1D	15.675M	16.692M
802.11n HT20_Nss1,(MCS0)_2TX	17.675M	40.655M	40M7D1D	16.925M	20.665M
802.11n HT40_Nss1,(MCS0)_2TX	36.35M	48.526M	48M5D1D	35.9M	36.182M

Max-N dB = Maximum 6dB down bandwidth; **Max-OBW** = Maximum 99% occupied bandwidth;
Min-N dB = Minimum 6dB down bandwidth; **Min-OBW** = Minimum 99% occupied bandwidth;

Result

Mode	Result	Limit (Hz)	Port 1-N dB (Hz)	Port 1-OBW (Hz)	Port 2-N dB (Hz)	Port 2-OBW (Hz)
802.11b_Nss1,(1Mbps)_2TX	-	-	-	-	-	-
2412MHz_TnomVnom	Pass	500k	16.325M	17.266M	16.275M	18.466M
2437MHz_TnomVnom	Pass	500k	16.325M	17.341M	16.325M	16.717M
2462MHz_TnomVnom	Pass	500k	16.325M	17.591M	16.05M	16.792M
802.11g_Nss1,(6Mbps)_2TX	-	-	-	-	-	-
2412MHz_TnomVnom	Pass	500k	16.275M	20.665M	16.3M	23.588M
2437MHz_TnomVnom	Pass	500k	16.35M	39.03M	15.675M	37.581M
2462MHz_TnomVnom	Pass	500k	16.05M	18.041M	16M	16.692M
802.11n HT20_Nss1,(MCS0)_2TX	-	-	-	-	-	-
2412MHz_TnomVnom	Pass	500k	17.55M	20.665M	17.5M	24.038M
2437MHz_TnomVnom	Pass	500k	17.6M	40.655M	17.675M	39.13M
2462MHz_TnomVnom	Pass	500k	17.2M	25.362M	16.925M	22.014M
802.11n HT40_Nss1,(MCS0)_2TX	-	-	-	-	-	-
2422MHz_TnomVnom	Pass	500k	36.3M	43.428M	35.95M	40.78M
2437MHz_TnomVnom	Pass	500k	36.35M	46.227M	36.3M	48.526M
2452MHz_TnomVnom	Pass	500k	36.05M	36.382M	35.9M	36.182M

Port X-N dB = Port X 6dB down bandwidth; **Port X-OBW** = Port X 99% occupied bandwidth;


802.11b_Nss1,(1Mbps)_2TX
EBW

17/04/2018

2462MHz

Ch Freq: 2.462GHz

Span: 50MHz

RBW: 100kHz

VBW: 300kHz

Sweep Time: 100ms

Detector Type: Peak

Port 1:

Port 2:

Ch Freq: 2.462GHz

Span: 50MHz

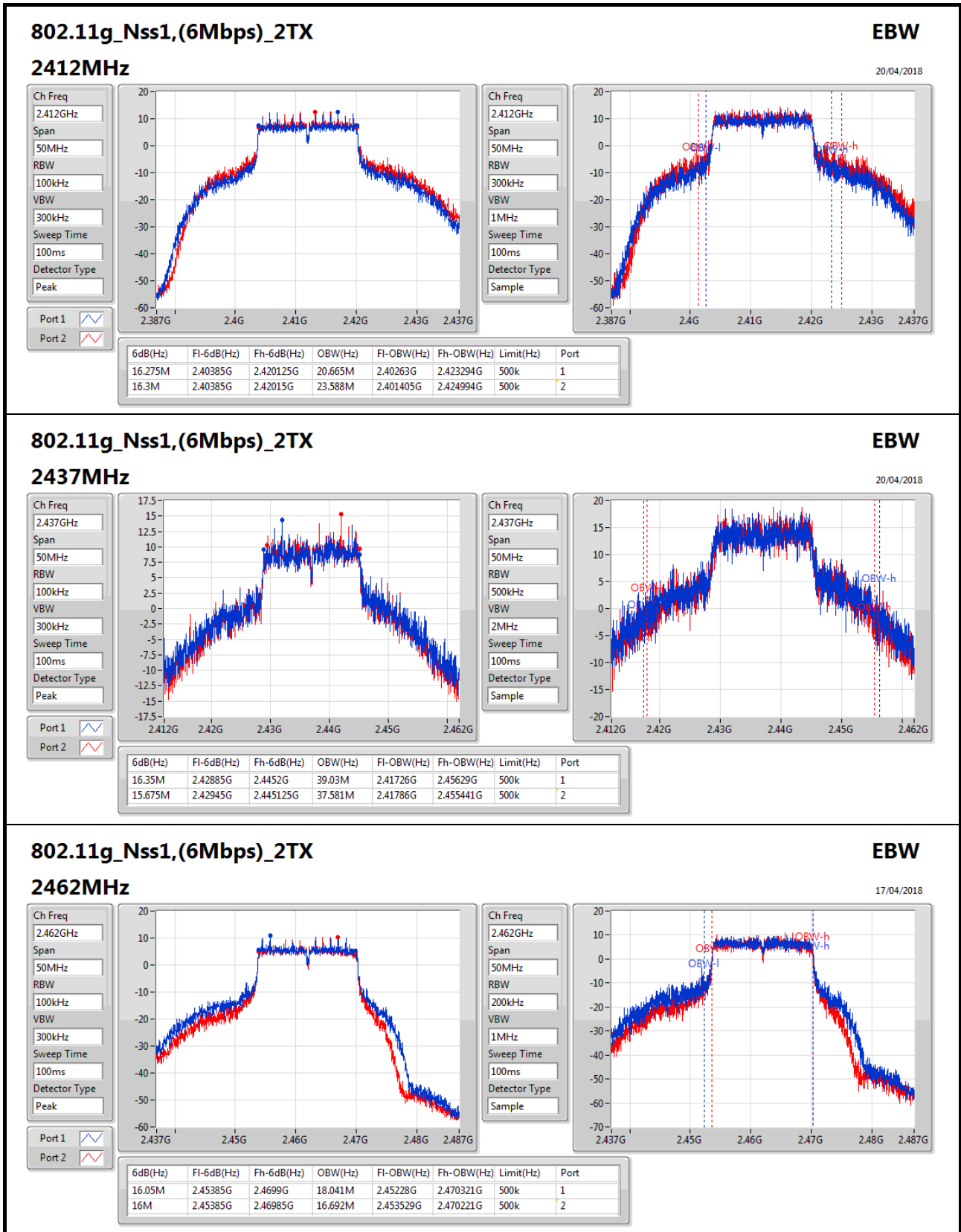
RBW: 200kHz

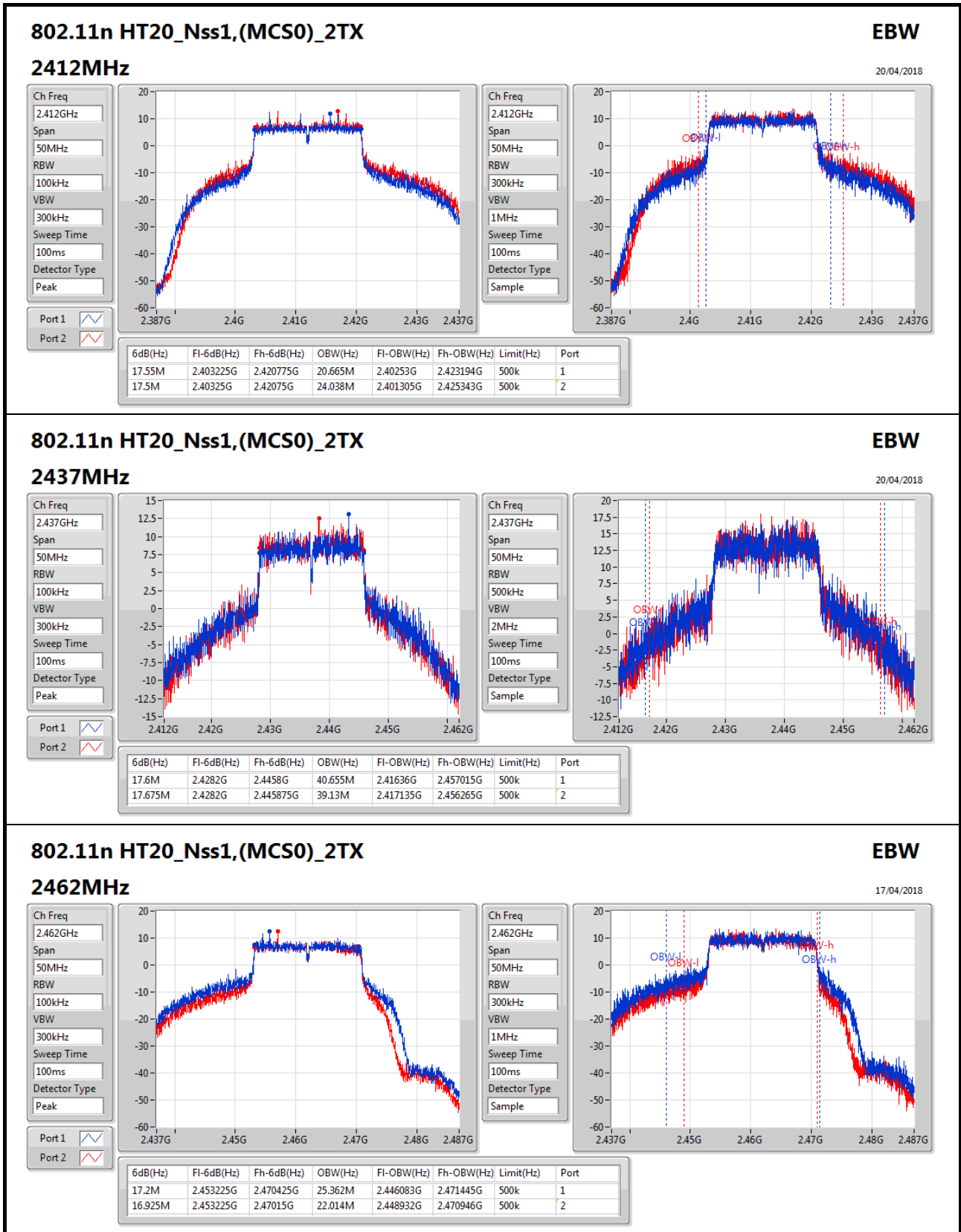
VBW: 1MHz

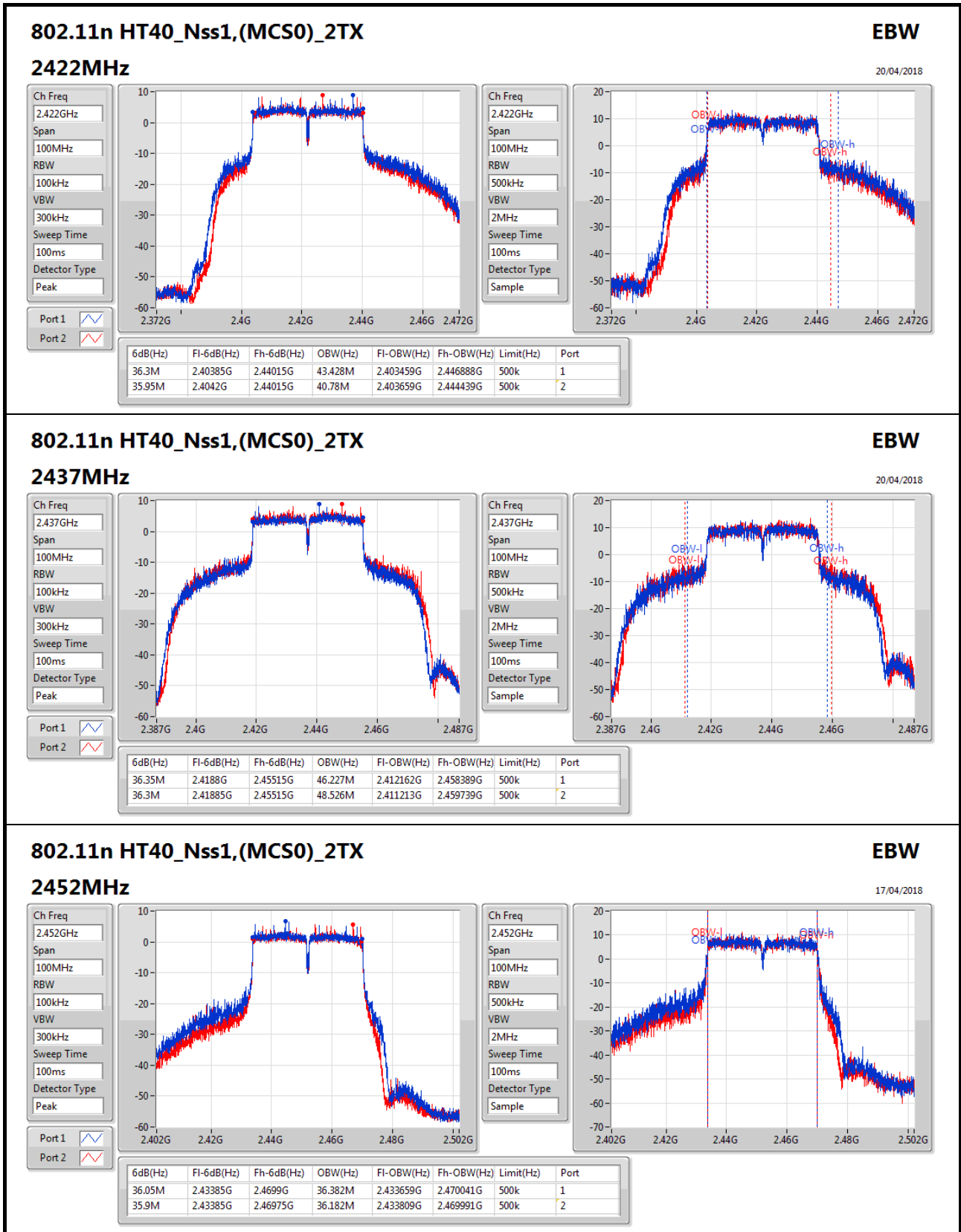
Sweep Time: 100ms

Detector Type: Sample

6dB(Hz)	Fl-6dB(Hz)	Fh-6dB(Hz)	OBW(Hz)	Fl-OBW(Hz)	Fh-OBW(Hz)	Limit(Hz)	Port
16.325M	2.453825G	2.47015G	17.591M	2.452705G	2.470296G	500k	1
16.05M	2.453825G	2.469875G	16.792M	2.453454G	2.470246G	500k	2









Summary

Mode	Total Power (dBm)	Total Power (W)
2.4-2.4835GHz	-	-
802.11b_Nss1,(1Mbps)_2TX	27.71	0.59020
802.11g_Nss1,(6Mbps)_2TX	27.80	0.60256
802.11n HT20_Nss1,(MCS0)_2TX	27.74	0.59429
802.11n HT40_Nss1,(MCS0)_2TX	26.40	0.43652

Result

Mode	Result	DG (dBi)	Port 1 (dBm)	Port 2 (dBm)	Total Power (dBm)	Power Limit (dBm)
802.11b_Nss1,(1Mbps)_2TX	-	-	-	-	-	-
2412MHz_TnomVnom	Pass	1.50	22.40	22.96	25.70	30.00
2417MHz_TnomVnom	Pass	1.50	23.39	24.10	26.77	30.00
2422MHz_TnomVnom	Pass	1.50	24.46	24.43	27.46	30.00
2427MHz_TnomVnom	Pass	1.50	24.46	24.93	27.71	30.00
2432MHz_TnomVnom	Pass	1.50	24.38	24.88	27.65	30.00
2437MHz_TnomVnom	Pass	1.50	23.53	23.59	26.57	30.00
2452MHz_TnomVnom	Pass	1.50	24.45	24.32	27.40	30.00
2457MHz_TnomVnom	Pass	1.50	23.27	23.85	26.58	30.00
2462MHz_TnomVnom	Pass	1.50	23.10	22.88	26.00	30.00
802.11g_Nss1,(6Mbps)_2TX	-	-	-	-	-	-
2412MHz_TnomVnom	Pass	1.50	23.04	23.62	26.35	30.00
2417MHz_TnomVnom	Pass	1.50	23.88	24.12	27.01	30.00
2422MHz_TnomVnom	Pass	1.50	24.27	24.27	27.28	30.00
2427MHz_TnomVnom	Pass	1.50	24.25	24.72	27.50	30.00
2432MHz_TnomVnom	Pass	1.50	24.22	24.74	27.50	30.00
2437MHz_TnomVnom	Pass	1.50	24.66	24.92	27.80	30.00
2452MHz_TnomVnom	Pass	1.50	24.53	24.61	27.58	30.00
2457MHz_TnomVnom	Pass	1.50	24.39	24.46	27.44	30.00
2462MHz_TnomVnom	Pass	1.50	23.15	22.80	25.99	30.00
802.11n HT20_Nss1,(MCS0)_2TX	-	-	-	-	-	-
2412MHz_TnomVnom	Pass	1.50	23.00	23.48	26.26	30.00
2417MHz_TnomVnom	Pass	1.50	23.10	23.01	26.07	30.00
2422MHz_TnomVnom	Pass	1.50	23.69	23.83	26.77	30.00
2427MHz_TnomVnom	Pass	1.50	24.15	24.09	27.13	30.00
2432MHz_TnomVnom	Pass	1.50	24.47	24.23	27.36	30.00
2437MHz_TnomVnom	Pass	1.50	24.61	24.85	27.74	30.00
2452MHz_TnomVnom	Pass	1.50	23.92	24.58	27.27	30.00
2457MHz_TnomVnom	Pass	1.50	24.49	24.45	27.48	30.00
2462MHz_TnomVnom	Pass	1.50	23.04	22.96	26.01	30.00
802.11n HT40_Nss1,(MCS0)_2TX	-	-	-	-	-	-
2422MHz_TnomVnom	Pass	1.50	22.85	22.81	25.84	30.00
2427MHz_TnomVnom	Pass	1.50	22.79	22.83	25.82	30.00
2432MHz_TnomVnom	Pass	1.50	22.78	22.85	25.83	30.00
2437MHz_TnomVnom	Pass	1.50	23.24	23.54	26.40	30.00
2442MHz_TnomVnom	Pass	1.50	23.04	22.94	26.00	30.00



AV Power Result

Appendix C

Mode	Result	DG (dBi)	Port 1 (dBm)	Port 2 (dBm)	Total Power (dBm)	Power Limit (dBm)
2447MHz_TnomVnom	Pass	1.50	21.66	21.62	24.65	30.00
2452MHz_TnomVnom	Pass	1.50	22.00	22.47	25.25	30.00

DG = Directional Gain; Port X = Port X output power

Note : Conducted average output power is for reference only



Summary

Mode	PD (dBm/RBW)
2.4-2.4835GHz	-
802.11b_Nss1,(1Mbps)_2TX	-0.77
802.11g_Nss1,(6Mbps)_2TX	0.78
802.11n HT20_Nss1,(MCS0)_2TX	0.32
802.11n HT40_Nss1,(MCS0)_2TX	1.48

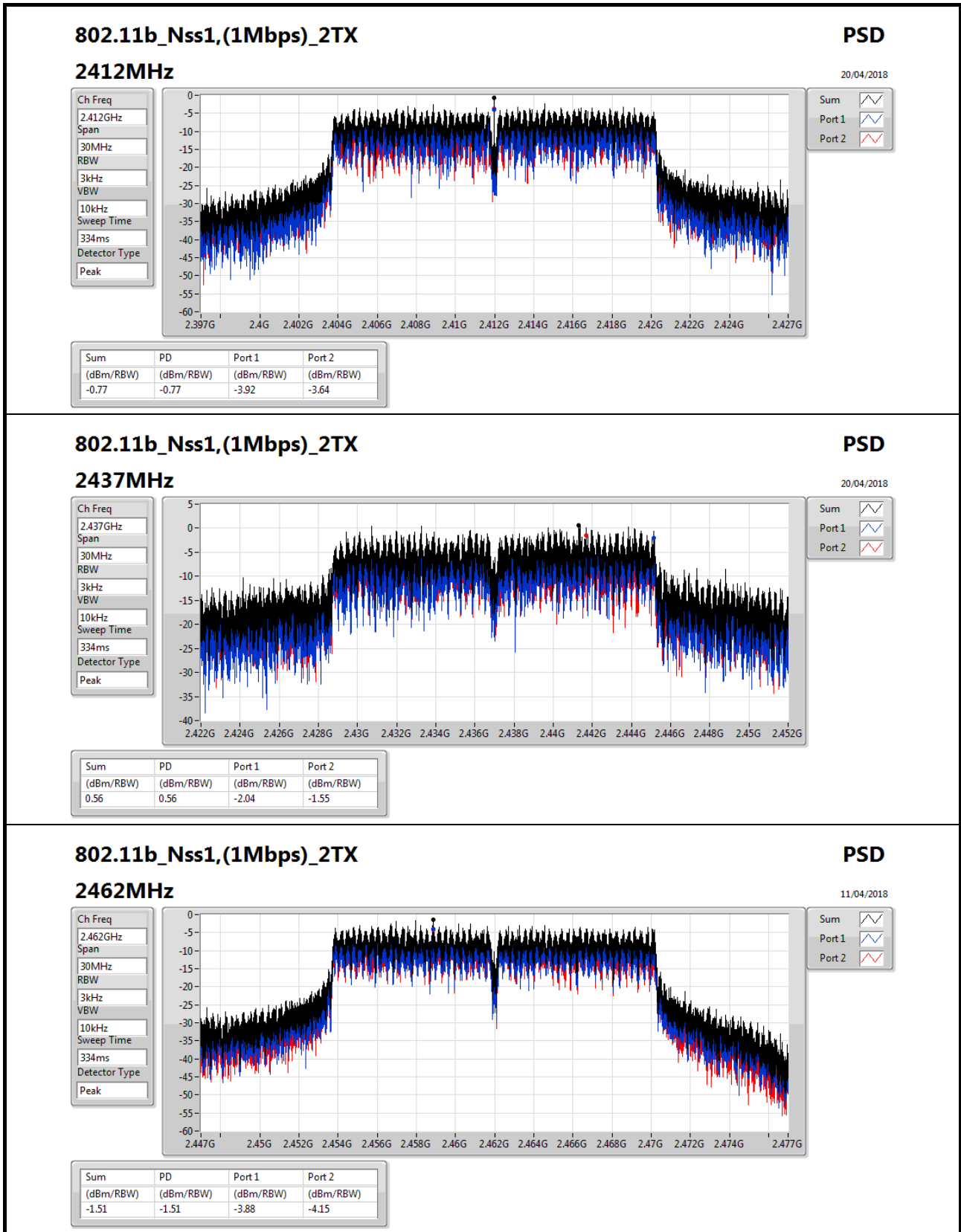
RBW=3kHz.

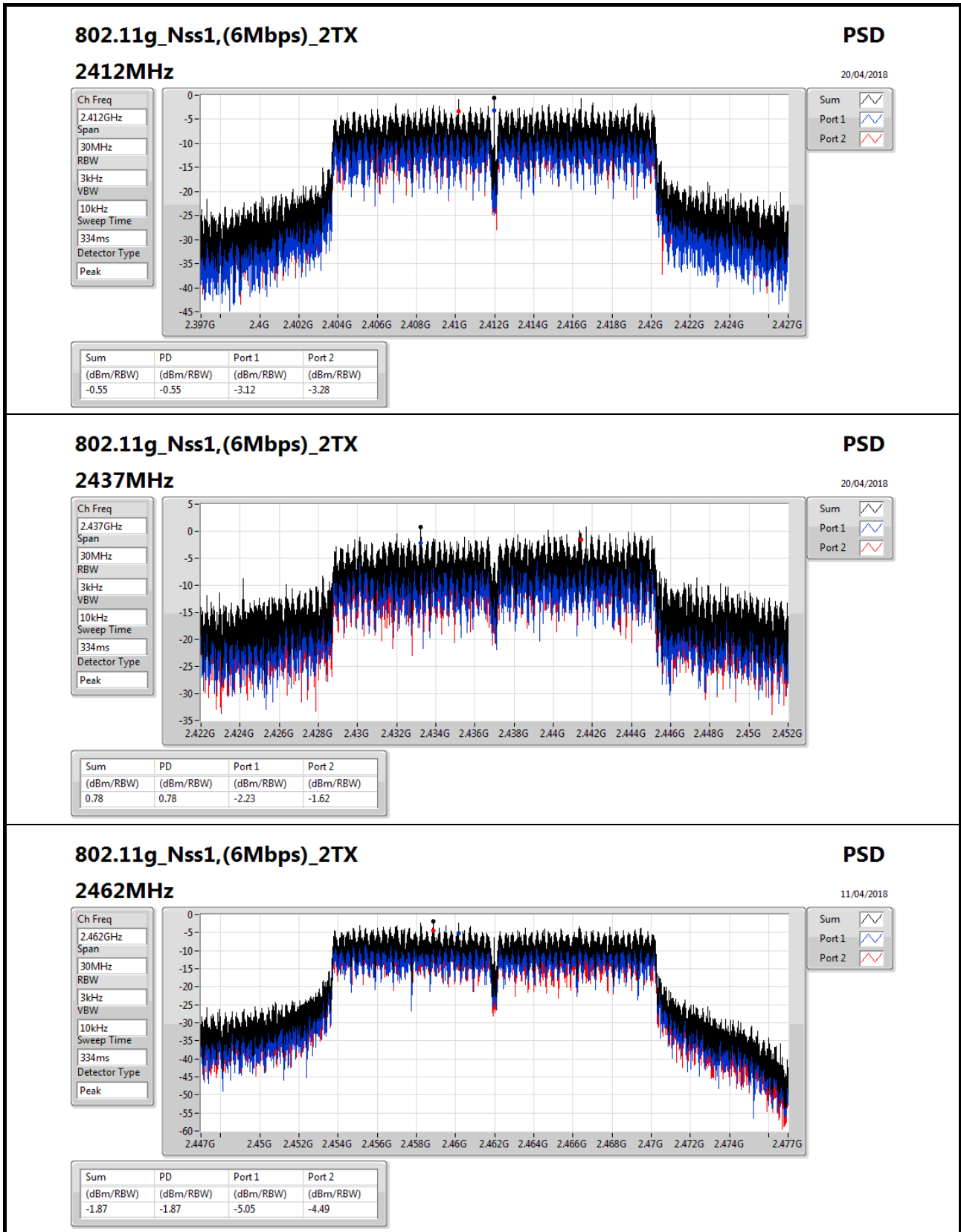
Result

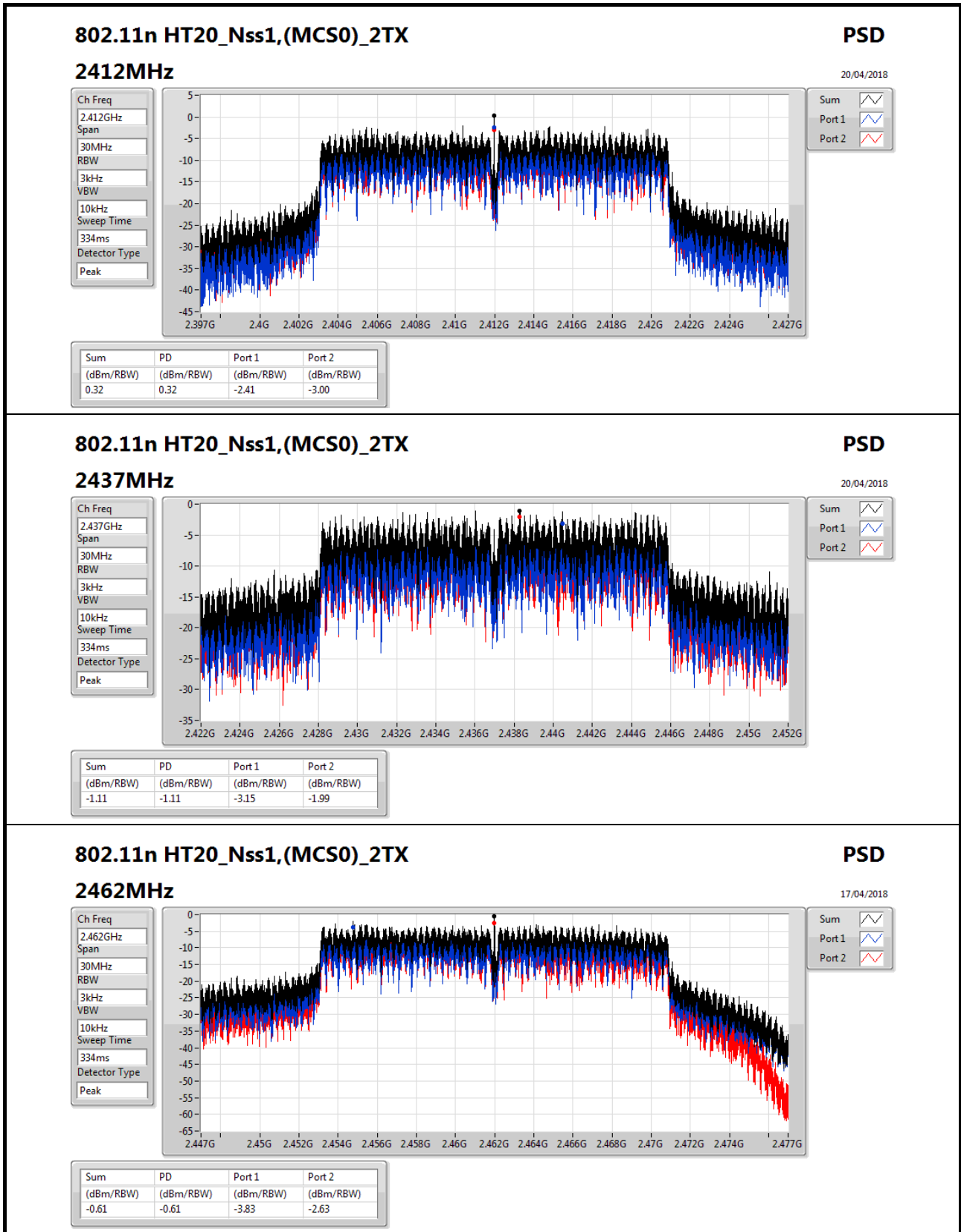
Mode	Result	DG (dBi)	Port 1 (dBm/RBW)	Port 2 (dBm/RBW)	PD (dBm/RBW)	PD Limit (dBm/RBW)
802.11b_Nss1,(1Mbps)_2TX	-	-	-	-	-	-
2412MHz_TnomVnom	Pass	5.80	-3.92	-3.64	-0.77	8.00
2437MHz_TnomVnom	Pass	5.80	-4.13	-3.81	-1.45	8.00
2462MHz_TnomVnom	Pass	5.80	-3.88	-4.15	-1.51	8.00
802.11g_Nss1,(6Mbps)_2TX	-	-	-	-	-	-
2412MHz_TnomVnom	Pass	5.80	-3.12	-3.28	-0.55	8.00
2437MHz_TnomVnom	Pass	5.80	-2.23	-1.62	0.78	8.00
2462MHz_TnomVnom	Pass	5.80	-5.05	-4.49	-1.87	8.00
802.11n HT20_Nss1,(MCS0)_2TX	-	-	-	-	-	-
2412MHz_TnomVnom	Pass	5.80	-2.41	-3.00	0.32	8.00
2437MHz_TnomVnom	Pass	5.80	-3.15	-1.99	-1.11	8.00
2462MHz_TnomVnom	Pass	5.80	-3.83	-2.63	-0.61	8.00
802.11n HT40_Nss1,(MCS0)_2TX	-	-	-	-	-	-
2422MHz_TnomVnom	Pass	5.80	-3.22	-0.31	1.48	8.00
2437MHz_TnomVnom	Pass	5.80	-5.65	-2.73	-0.94	8.00
2452MHz_TnomVnom	Pass	5.80	-7.29	-6.95	-4.21	8.00

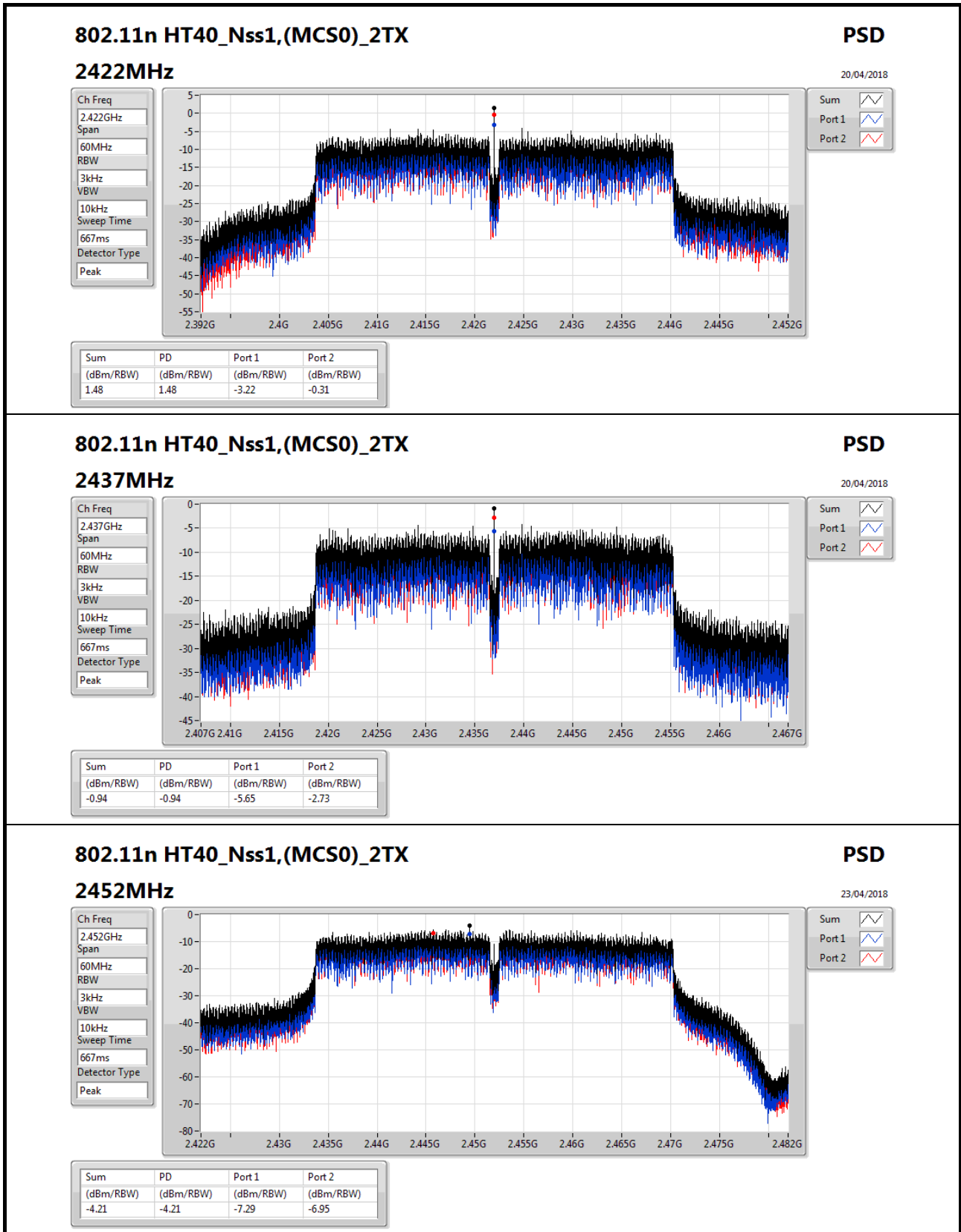
DG = Directional Gain; RBW=3kHz;

PD = trace bin-by-bin of each transmits port summing can be performed maximum power density; **Port X** = Port Xpower density;











Summary

Mode	Result	Type	Freq (Hz)	Level (dBuV/m)	Limit (dBuV/m)	Margin (dB)	Factor (dB)	Dist (m)	Condition	Azimuth (°)	Height (m)	Comments
2.4-2.4835GHz	-	-	-	-	-	-	-	-	-	-	-	-
802.11b_Nss1,(1Mbps)_2TX	Pass	PK	2.3998G	83.38	86.13	-2.75	-2.09	3	Vertical	145	1.49	-
802.11g_Nss1,(6Mbps)_2TX	Pass	PK	2.3998G	84.36	86.13	-1.77	-2.09	3	Vertical	144	1.49	-
802.11n HT20_Nss1,(MCS0)_2TX	Pass	PK	2.39976G	84.67	86.13	-1.46	-2.09	3	Vertical	146	1.49	-
802.11n HT40_Nss1,(MCS0)_2TX	Pass	PK	2.3952G	84.64	86.13	-1.49	-2.11	3	Vertical	160	1.48	-



Result

Mode	Result	Type	Freq (Hz)	Level (dBuV/m)	Limit (dBuV/m)	Margin (dB)	Factor (dB)	Dist (m)	Condition	Azimuth (°)	Height (m)	Comments
802.11b_Nss1,(1Mbps)_2TX	-	-	-	-	-	-	-	-	-	-	-	-
2412MHz	Pass	PK	2.3998G	83.38	86.13	-2.75	-2.09	3	Vertical	145	1.49	-
2412MHz	Pass	PK	2.4196G	111.72	Inf	-Inf	-2.03	3	Vertical	145	1.49	-
2412MHz	Pass	PK	2.488753G	54.01	86.13	-32.12	-1.80	3	Vertical	145	1.49	-
2412MHz	Pass	PK	7.236G	65.55	86.13	-20.58	8.92	3	Vertical	145	1.49	-
2437MHz	Pass	PK	2.3998G	58.05	86.13	-28.08	-2.09	3	Vertical	219	1.50	-
2437MHz	Pass	PK	2.4382G	111.82	Inf	-Inf	-1.96	3	Vertical	219	1.50	-
2437MHz	Pass	PK	2.486283G	53.78	86.13	-32.35	-1.81	3	Vertical	219	1.50	-
2437MHz	Pass	PK	6.772G	60.80	86.13	-25.33	7.38	3	Vertical	219	1.50	-
2462MHz	Pass	PK	2.3994G	50.98	86.13	-35.15	-2.09	3	Vertical	221	1.61	-
2462MHz	Pass	PK	2.467G	111.60	Inf	-Inf	-1.87	3	Vertical	221	1.61	-
2462MHz	Pass	PK	2.483502G	66.30	86.13	-19.83	-1.81	3	Vertical	221	1.61	-
2462MHz	Pass	PK	5.766G	53.95	86.13	-32.18	4.79	3	Vertical	221	1.61	-
802.11g_Nss1,(6Mbps)_2TX	-	-	-	-	-	-	-	-	-	-	-	-
2412MHz	Pass	PK	2.3998G	84.36	86.13	-1.77	-2.09	3	Vertical	144	1.49	-
2412MHz	Pass	PK	2.41944G	111.09	Inf	-Inf	-2.03	3	Vertical	144	1.49	-
2412MHz	Pass	PK	2.486481G	54.03	86.13	-32.10	-1.80	3	Vertical	144	1.49	-
2412MHz	Pass	PK	7.236G	68.40	86.13	-17.73	8.92	3	Vertical	144	1.49	-
2437MHz	Pass	PK	2.3998G	80.42	86.13	-5.71	-2.09	3	Vertical	222	1.50	-
2437MHz	Pass	PK	2.4418G	116.13	Inf	-Inf	-1.95	3	Vertical	222	1.50	-
2437MHz	Pass	PK	2.486283G	62.32	86.13	-23.81	-1.81	3	Vertical	222	1.50	-
2437MHz	Pass	PK	9.743G	64.81	86.13	-21.32	13.44	3	Vertical	222	1.50	-
2462MHz	Pass	PK	2.3975G	51.20	86.13	-34.93	-2.10	3	Vertical	220	1.61	-
2462MHz	Pass	PK	2.4632G	112.53	Inf	-Inf	-1.88	3	Vertical	220	1.61	-
2462MHz	Pass	PK	2.4836G	68.72	86.13	-17.41	-1.81	3	Vertical	270	1.61	-
2462MHz	Pass	PK	6.772G	57.64	86.13	-28.49	7.38	3	Vertical	220	1.61	-
802.11n HT20_Nss1,(MCS0)_2TX	-	-	-	-	-	-	-	-	-	-	-	-
2412MHz	Pass	PK	2.39976G	84.67	86.13	-1.46	-2.09	3	Vertical	146	1.49	-
2412MHz	Pass	PK	2.41824G	111.07	Inf	-Inf	-2.03	3	Vertical	146	1.49	-
2412MHz	Pass	PK	2.487732G	53.83	86.13	-32.30	-1.80	3	Vertical	146	1.49	-
2412MHz	Pass	PK	7.236G	71.52	86.13	-14.61	8.92	3	Vertical	146	1.49	-
2437MHz	Pass	PK	2.3994G	76.71	86.13	-9.42	-2.09	3	Vertical	154	1.77	-
2437MHz	Pass	PK	2.4318G	115.39	Inf	-Inf	-1.99	3	Vertical	154	1.77	-
2437MHz	Pass	PK	2.488424G	53.96	86.13	-32.17	-1.80	3	Vertical	154	1.77	-
2437MHz	Pass	PK	7.012G	67.23	86.13	-18.90	7.94	3	Vertical	154	1.77	-
2462MHz	Pass	PK	2.3992G	50.99	86.13	-35.14	-2.09	3	Vertical	162	1.58	-
2462MHz	Pass	PK	2.4544G	110.35	Inf	-Inf	-1.91	3	Vertical	162	1.58	-
2462MHz	Pass	PK	2.48372G	65.70	86.13	-20.43	-1.81	3	Vertical	162	1.58	-
2462MHz	Pass	PK	6.964G	67.58	86.13	-18.55	7.81	3	Vertical	162	1.58	-
802.11n HT40_Nss1,(MCS0)_2TX	-	-	-	-	-	-	-	-	-	-	-	-
2422MHz	Pass	PK	2.3952G	84.64	86.13	-1.49	-2.11	3	Vertical	160	1.48	-
2422MHz	Pass	PK	2.4334G	109.46	Inf	-Inf	-1.98	3	Vertical	160	1.48	-
2422MHz	Pass	PK	2.485756G	54.29	86.13	-31.84	-1.81	3	Vertical	160	1.48	-
2422MHz	Pass	PK	3.084G	62.48	86.13	-23.65	-0.12	3	Vertical	160	1.48	-
2437MHz	Pass	PK	2.3998G	78.57	86.13	-7.56	-2.09	3	Vertical	156	1.51	-
2437MHz	Pass	PK	2.4458G	107.49	Inf	-Inf	-1.94	3	Vertical	156	1.51	-
2437MHz	Pass	PK	2.484G	64.08	86.13	-22.05	-1.81	3	Vertical	156	1.51	-
2437MHz	Pass	PK	6.964G	66.71	86.13	-19.42	7.81	3	Vertical	156	1.51	-



RSE Non-restricted Band Result

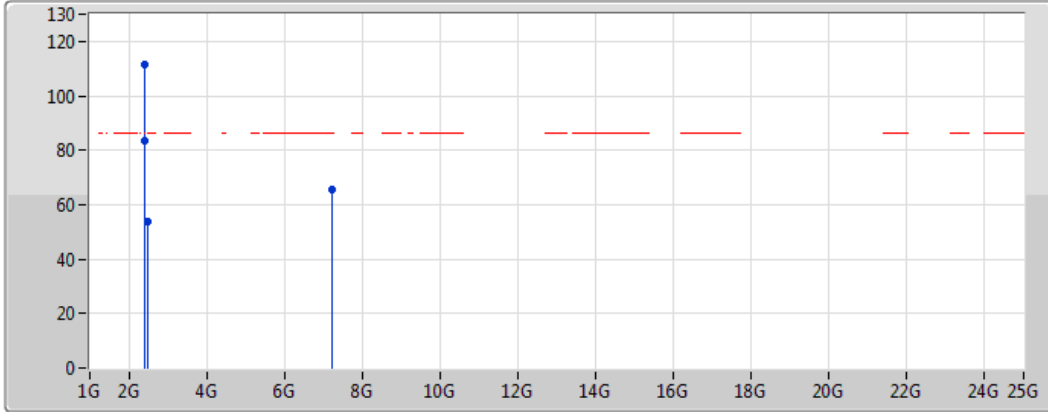
Appendix E

Mode	Result	Type	Freq (Hz)	Level (dBuV/m)	Limit (dBuV/m)	Margin (dB)	Factor (dB)	Dist (m)	Condition	Azimuth (°)	Height (m)	Comments
2452MHz	Pass	PK	2.3991G	50.76	86.13	-35.37	-2.09	3	Vertical	158	1.50	-
2452MHz	Pass	PK	2.4432G	107.17	Inf	-Inf	-1.95	3	Vertical	158	1.50	-
2452MHz	Pass	PK	2.4872G	69.01	86.13	-17.12	-1.80	3	Vertical	158	1.50	-
2452MHz	Pass	PK	6.964G	66.63	86.13	-19.50	7.81	3	Vertical	158	1.50	-

802.11b_Nss1,(1Mbps)_2TX

2412MHz_TX

25/04/2018



Legend for the spectrum plot:

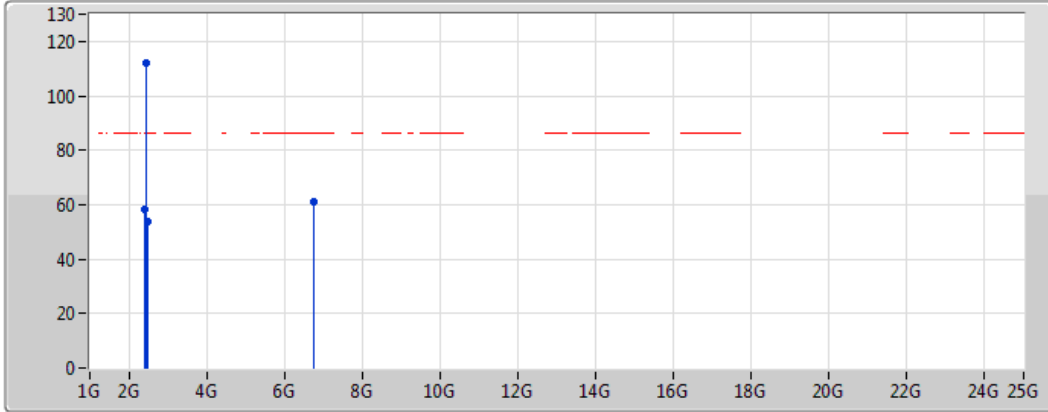
- Lim.PK: Red dashed line
- PK: Blue solid line

Type	Freq (Hz)	Level (dBuV/m)	Limit (dBuV/m)	Margin (dB)	Factor (dB)	Dist (m)	Condition	Azimuth (°)	Height (m)	Comments	Raw (dBuV)	AF (dB)	CL (dB)	PA (dB)
PK	2.3998G	83.38	86.13	-2.75	-2.09	3	Vertical	145	1.49	-	85.47	27.34	5.15	34.58
PK	2.4196G	111.72	Inf	-Inf	-2.03	3	Vertical	145	1.49	-	113.75	27.39	5.17	34.59
PK	2.488753G	54.01	86.13	-32.12	-1.80	3	Vertical	145	1.49	-	55.81	27.57	5.26	34.62
PK	7.236G	65.55	86.13	-20.58	8.92	3	Vertical	145	1.49	-	56.63	35.61	8.28	34.97

802.11b_Nss1,(1Mbps)_2TX

2437MHz_TX

25/04/2018



Legend:

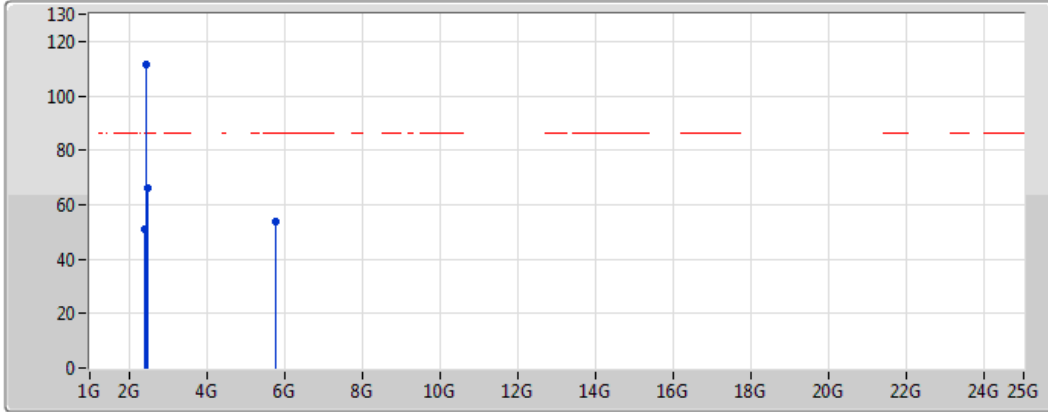
- Lim.PK (Red dashed line)
- PK (Blue solid line)

Type	Freq (Hz)	Level (dBuV/m)	Limit (dBuV/m)	Margin (dB)	Factor (dB)	Dist (m)	Condition	Azimuth (°)	Height (m)	Comments	Raw (dBuV)	AF (dB)	CL (dB)	PA (dB)
PK	2.3998G	58.05	86.13	-28.08	-2.09	3	Vertical	219	1.50	-	60.14	27.34	5.15	34.58
PK	2.4382G	111.82	Inf	-Inf	-1.96	3	Vertical	219	1.50	-	113.78	27.44	5.20	34.60
PK	2.486283G	53.78	86.13	-32.35	-1.81	3	Vertical	219	1.50	-	55.59	27.56	5.25	34.62
PK	6.772G	60.80	86.13	-25.33	7.38	3	Vertical	219	1.50	-	53.42	34.59	7.62	34.83

802.11b_Nss1,(1Mbps)_2TX

2462MHz_TX

25/04/2018



Legend for the spectrum plot:

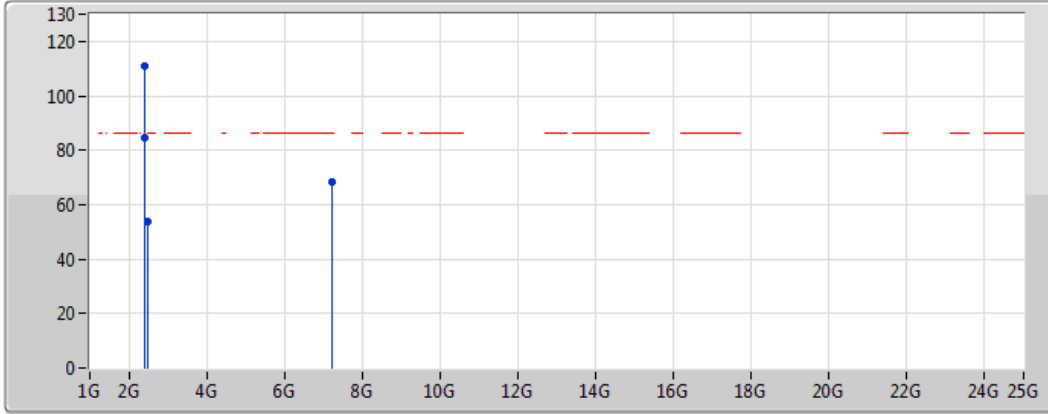
- Lim.PK: Red dashed line
- PK: Blue vertical line

Type	Freq (Hz)	Level (dBuV/m)	Limit (dBuV/m)	Margin (dB)	Factor (dB)	Dist (m)	Condition	Azimuth (°)	Height (m)	Comments	Raw (dBuV)	AF (dB)	CL (dB)	PA (dB)
PK	2.3994G	50.98	86.13	-35.15	-2.09	3	Vertical	221	1.61	-	53.07	27.34	5.15	34.58
PK	2.467G	111.60	Inf	-Inf	-1.87	3	Vertical	221	1.61	-	113.47	27.51	5.23	34.61
PK	2.483502G	66.30	86.13	-19.83	-1.81	3	Vertical	221	1.61	-	68.11	27.56	5.25	34.62
PK	5.766G	53.95	86.13	-32.18	4.79	3	Vertical	221	1.61	-	49.16	32.23	7.18	34.61

802.11g_Nss1,(6Mbps)_2TX

2412MHz_TX

25/04/2018



Legend:

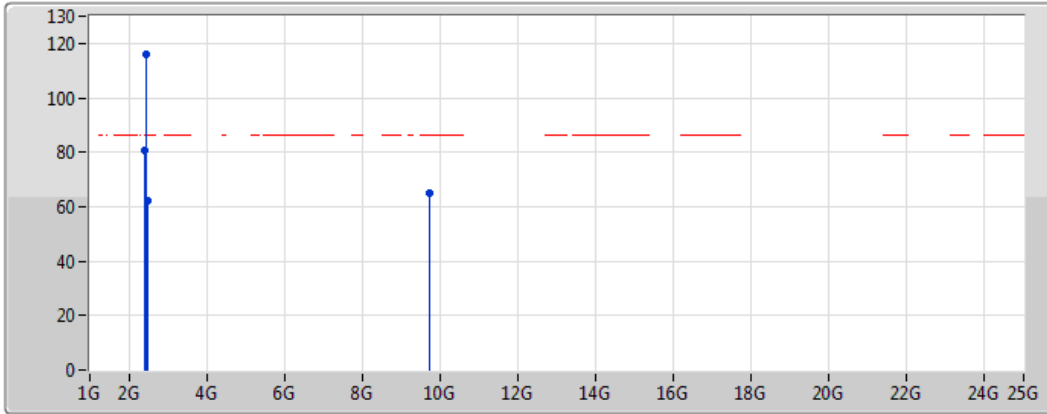
- Lim.PK (Red dashed line)
- PK (Blue solid line)

Type	Freq (Hz)	Level (dBuV/m)	Limit (dBuV/m)	Margin (dB)	Factor (dB)	Dist (m)	Condition	Azimuth (°)	Height (m)	Comments	Raw (dBuV)	AF (dB)	CL (dB)	PA (dB)
PK	2.3998G	84.36	86.13	-1.77	-2.09	3	Vertical	144	1.49	-	86.45	27.34	5.15	34.58
PK	2.41944G	111.09	Inf	-Inf	-2.03	3	Vertical	144	1.49	-	113.12	27.39	5.17	34.59
PK	2.486481G	54.03	86.13	-32.10	-1.80	3	Vertical	144	1.49	-	55.83	27.56	5.25	34.62
PK	7.236G	68.40	86.13	-17.73	8.92	3	Vertical	144	1.49	-	59.48	35.61	8.28	34.97

802.11g_Nss1,(6Mbps)_2TX

2437MHz_TX

25/04/2018



Legend:

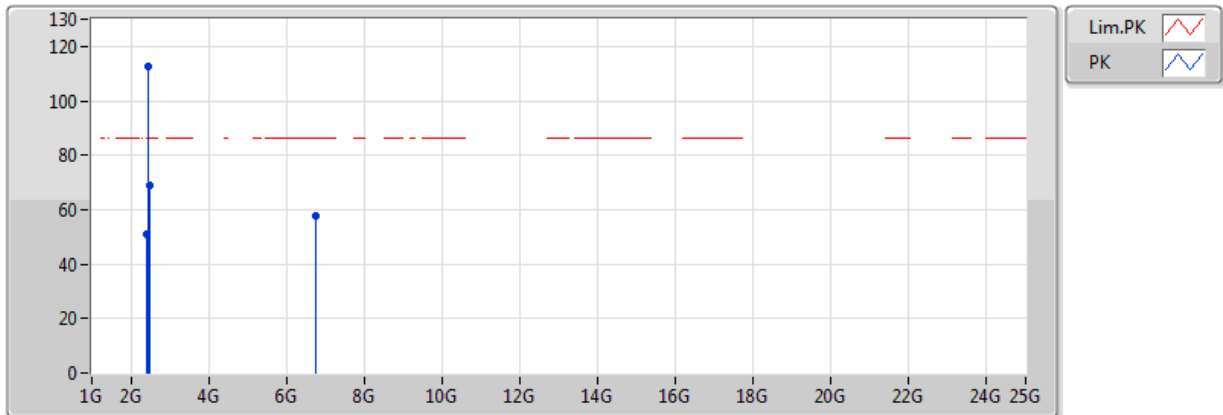
- Lim.PK (Red dashed line)
- PK (Blue vertical line)

Type	Freq (Hz)	Level (dBuV/m)	Limit (dBuV/m)	Margin (dB)	Factor (dB)	Dist (m)	Condition	Azimuth (°)	Height (m)	Comments	Raw (dBuV)	AF (dB)	CL (dB)	PA (dB)
PK	2.3998G	80.42	86.13	-5.71	-2.09	3	Vertical	222	1.50	-	82.51	27.34	5.15	34.58
PK	2.4418G	116.13	Inf	-Inf	-1.95	3	Vertical	222	1.50	-	118.08	27.45	5.20	34.60
PK	2.486283G	62.32	86.13	-23.81	-1.81	3	Vertical	222	1.50	-	64.13	27.56	5.25	34.62
PK	9.743G	64.81	86.13	-21.32	13.44	3	Vertical	222	1.50	-	51.37	38.74	10.06	35.36

802.11g_Nss1,(6Mbps)_2TX

2462MHz_TX

25/04/2018

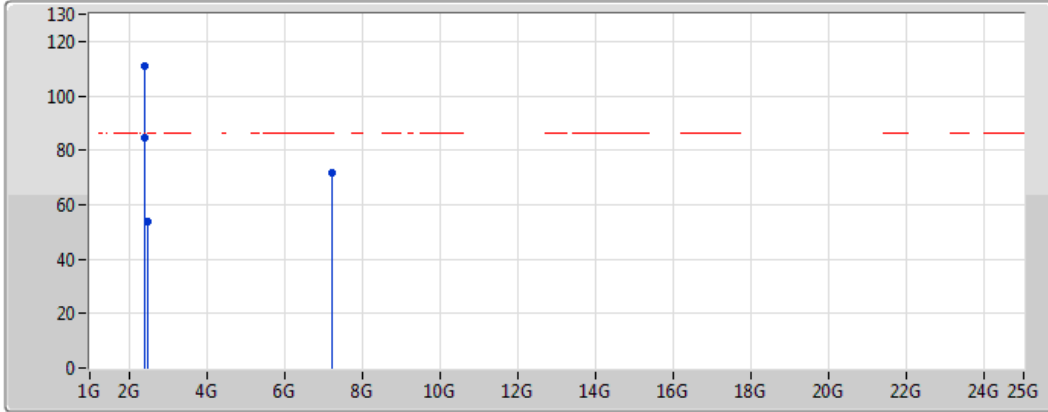


Type	Freq (Hz)	Level (dBuV/m)	Limit (dBuV/m)	Margin (dB)	Factor (dB)	Dist (m)	Condition	Azimuth (°)	Height (m)	Comments	Raw (dBuV)	AF (dB)	CL (dB)	PA (dB)
PK	2.3975G	51.20	86.13	-34.93	-2.10	3	Vertical	220	1.61	-	53.30	27.33	5.15	34.58
PK	2.4632G	112.53	Inf	-Inf	-1.88	3	Vertical	220	1.61	-	114.41	27.50	5.23	34.61
PK	2.4836G	68.72	86.13	-17.41	-1.81	3	Vertical	270	1.61	-	70.53	27.56	5.25	34.62
PK	6.772G	57.64	86.13	-28.49	7.38	3	Vertical	220	1.61	-	50.26	34.59	7.62	34.83

802.11n HT20_Nss1,(MCS0)_2TX

2412MHz_TX

25/04/2018

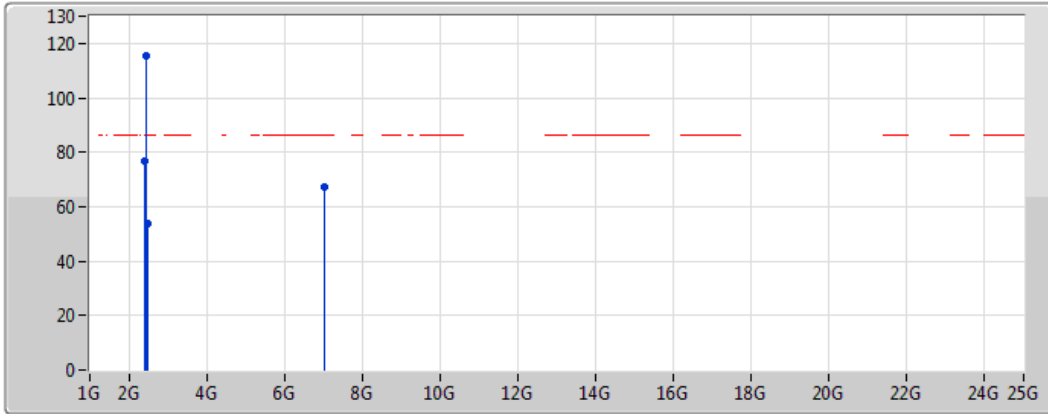


Type	Freq (Hz)	Level (dBuV/m)	Limit (dBuV/m)	Margin (dB)	Factor (dB)	Dist (m)	Condition	Azimuth (°)	Height (m)	Comments	Raw (dBuV)	AF (dB)	CL (dB)	PA (dB)
PK	2.39976G	84.67	86.13	-1.46	-2.09	3	Vertical	146	1.49	-	86.76	27.34	5.15	34.58
PK	2.41824G	111.07	Inf	-Inf	-2.03	3	Vertical	146	1.49	-	113.10	27.39	5.17	34.59
PK	2.487732G	53.83	86.13	-32.30	-1.80	3	Vertical	146	1.49	-	55.63	27.57	5.26	34.62
PK	7.236G	71.52	86.13	-14.61	8.92	3	Vertical	146	1.49	-	62.60	35.61	8.28	34.97

802.11n HT20_Nss1,(MCS0)_2TX

2437MHz_TX

25/04/2018

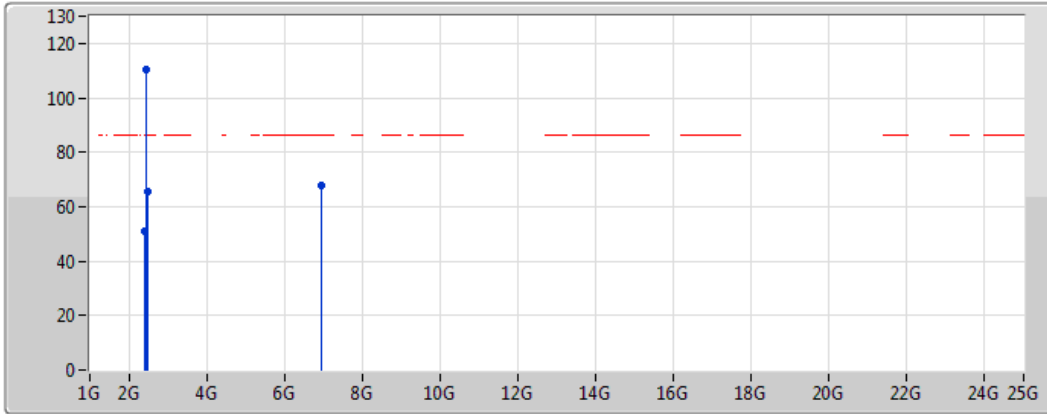


Type	Freq (Hz)	Level (dBuV/m)	Limit (dBuV/m)	Margin (dB)	Factor (dB)	Dist (m)	Condition	Azimuth (°)	Height (m)	Comments	Raw (dBuV)	AF (dB)	CL (dB)	PA (dB)
PK	2.3994G	76.71	86.13	-9.42	-2.09	3	Vertical	154	1.77	-	78.80	27.34	5.15	34.58
PK	2.4318G	115.39	Inf	-Inf	-1.99	3	Vertical	154	1.77	-	117.38	27.42	5.19	34.60
PK	2.488424G	53.96	86.13	-32.17	-1.80	3	Vertical	154	1.77	-	55.76	27.57	5.26	34.62
PK	7.012G	67.23	86.13	-18.90	7.94	3	Vertical	154	1.77	-	59.29	35.03	7.82	34.91

802.11n HT20_Nss1,(MCS0)_2TX

2462MHz_TX

25/04/2018



Legend:

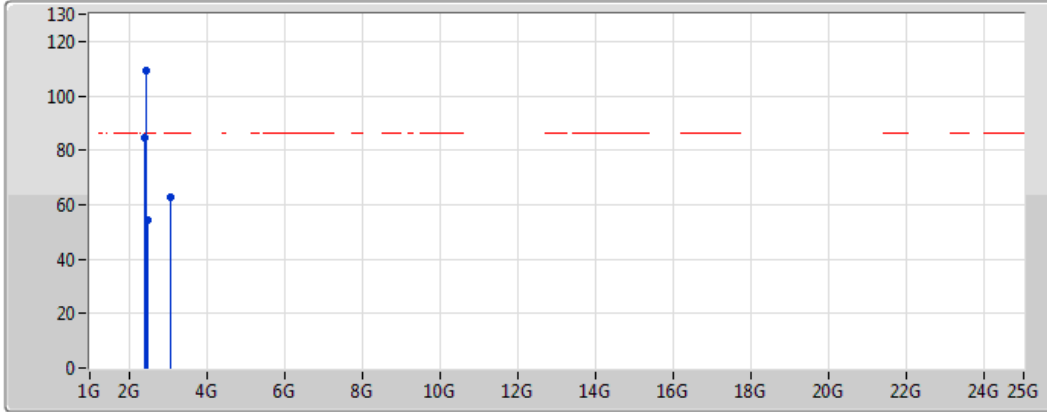
- Lim.PK (Red dashed line)
- PK (Blue vertical line)

Type	Freq (Hz)	Level (dBuV/m)	Limit (dBuV/m)	Margin (dB)	Factor (dB)	Dist (m)	Condition	Azimuth (°)	Height (m)	Comments	Raw (dBuV)	AF (dB)	CL (dB)	PA (dB)
PK	2.3992G	50.99	86.13	-35.14	-2.09	3	Vertical	162	1.58	-	53.08	27.34	5.15	34.58
PK	2.4544G	110.35	Inf	-Inf	-1.91	3	Vertical	162	1.58	-	112.26	27.48	5.22	34.61
PK	2.48372G	65.70	86.13	-20.43	-1.81	3	Vertical	162	1.58	-	67.51	27.56	5.25	34.62
PK	6.964G	67.58	86.13	-18.55	7.81	3	Vertical	162	1.58	-	59.77	34.94	7.77	34.90

802.11n HT40_Nss1,(MCS0)_2TX

2422MHz_TX

25/04/2018



Legend:

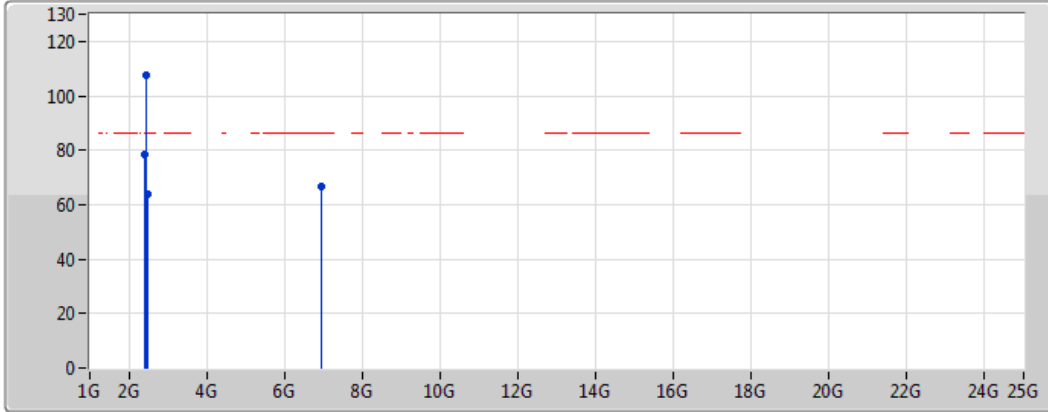
- Lim.PK (Red dashed line)
- PK (Blue solid line)

Type	Freq (Hz)	Level (dBuV/m)	Limit (dBuV/m)	Margin (dB)	Factor (dB)	Dist (m)	Condition	Azimuth (°)	Height (m)	Comments	Raw (dBuV)	AF (dB)	CL (dB)	PA (dB)
PK	2.3952G	84.64	86.13	-1.49	-2.11	3	Vertical	160	1.48	-	86.75	27.33	5.14	34.58
PK	2.4334G	109.46	Inf	-Inf	-1.98	3	Vertical	160	1.48	-	111.44	27.43	5.19	34.60
PK	2.485756G	54.29	86.13	-31.84	-1.81	3	Vertical	160	1.48	-	56.10	27.56	5.25	34.62
PK	3.084G	62.48	86.13	-23.65	-0.12	3	Vertical	160	1.48	-	62.60	28.70	5.91	34.73

802.11n HT40_Nss1,(MCS0)_2TX

2437MHz_TX

25/04/2018



Legend:

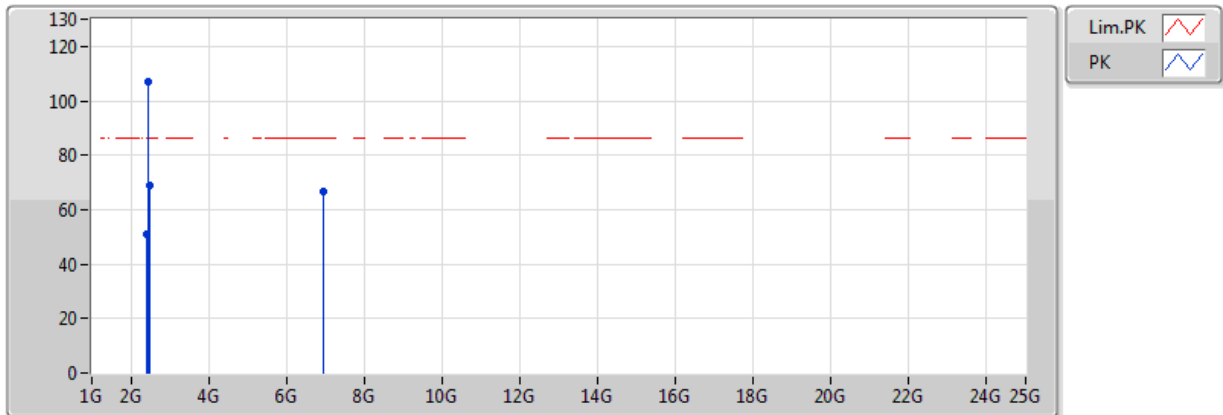
- Lim.PK (Red dashed line)
- PK (Blue vertical line)

Type	Freq (Hz)	Level (dBuV/m)	Limit (dBuV/m)	Margin (dB)	Factor (dB)	Dist (m)	Condition	Azimuth (°)	Height (m)	Comments	Raw (dBuV)	AF (dB)	CL (dB)	PA (dB)
PK	2.3998G	78.57	86.13	-7.56	-2.09	3	Vertical	156	1.51	-	80.66	27.34	5.15	34.58
PK	2.4458G	107.49	Inf	-Inf	-1.94	3	Vertical	156	1.51	-	109.43	27.46	5.20	34.60
PK	2.484G	64.08	86.13	-22.05	-1.81	3	Vertical	156	1.51	-	65.89	27.56	5.25	34.62
PK	6.964G	66.71	86.13	-19.42	7.81	3	Vertical	156	1.51	-	58.90	34.94	7.77	34.90

802.11n HT40_Nss1,(MCS0)_2TX

2452MHz_TX

25/04/2018



Type	Freq (Hz)	Level (dBuV/m)	Limit (dBuV/m)	Margin (dB)	Factor (dB)	Dist (m)	Condition	Azimuth (°)	Height (m)	Comments	Raw (dBuV)	AF (dB)	CL (dB)	PA (dB)
PK	2.3991G	50.76	86.13	-35.37	-2.09	3	Vertical	158	1.50	-	52.85	27.34	5.15	34.58
PK	2.4432G	107.17	Inf	-Inf	-1.95	3	Vertical	158	1.50	-	109.12	27.45	5.20	34.60
PK	2.4872G	69.01	86.13	-17.12	-1.80	3	Vertical	158	1.50	-	70.81	27.57	5.25	34.62
PK	6.964G	66.63	86.13	-19.50	7.81	3	Vertical	158	1.50	-	58.82	34.94	7.77	34.90



Summary

Mode	Result	Type	Freq (Hz)	Level (dBuV/m)	Limit (dBuV/m)	Margin (dB)	Factor (dB)	Dist (m)	Condition	Azimuth (°)	Height (m)	Comments
2.4-2.4835GHz	-	-	-	-	-	-	-	-	-	-	-	-
802.11n HT40_Nss1,(MCS0)_2TX	Pass	QP	30M	33.55	40.00	-6.45	-4.45	3	Vertical	173	1.00	-



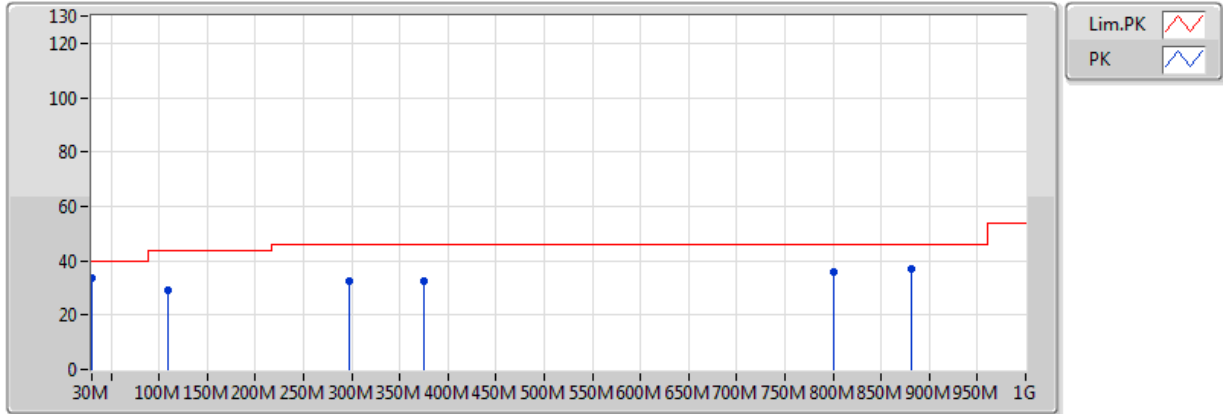
Result

Mode	Result	Type	Freq (Hz)	Level (dBuV/m)	Limit (dBuV/m)	Margin (dB)	Factor (dB)	Dist (m)	Condition	Azimuth (°)	Height (m)	Comments
802.11n HT40_Nss1,(MCS0)_2TX	-	-	-	-	-	-	-	-	-	-	-	-
2437MHz	Pass	PK	30M	32.11	40.00	-7.89	-4.45	3	Horizontal	360	1.00	-
2437MHz	Pass	PK	154.16M	28.48	43.50	-15.02	-10.36	3	Horizontal	360	1.00	-
2437MHz	Pass	PK	299.66M	33.87	46.00	-12.13	-5.78	3	Horizontal	360	1.00	-
2437MHz	Pass	PK	375.32M	32.04	46.00	-13.96	-4.47	3	Horizontal	360	1.00	-
2437MHz	Pass	PK	600.36M	28.23	46.00	-17.77	-1.02	3	Horizontal	360	1.00	-
2437MHz	Pass	PK	800.18M	37.85	46.00	-8.15	1.25	3	Horizontal	360	1.00	-
2437MHz	Pass	PK	109.54M	29.23	43.50	-14.27	-9.18	3	Vertical	0	1.00	-
2437MHz	Pass	PK	297.72M	32.71	46.00	-13.29	-5.82	3	Vertical	0	1.00	-
2437MHz	Pass	PK	375.32M	32.24	46.00	-13.76	-4.47	3	Vertical	0	1.00	-
2437MHz	Pass	PK	800.18M	35.84	46.00	-10.16	1.25	3	Vertical	0	1.00	-
2437MHz	Pass	PK	881.66M	37.25	46.00	-8.75	2.36	3	Vertical	0	1.00	-
2437MHz	Pass	QP	30M	33.55	40.00	-6.45	-4.45	3	Vertical	173	1.00	-

802.11n HT40_Nss1,(MCS0)_2TX

2437MHz_TX

19/04/2018

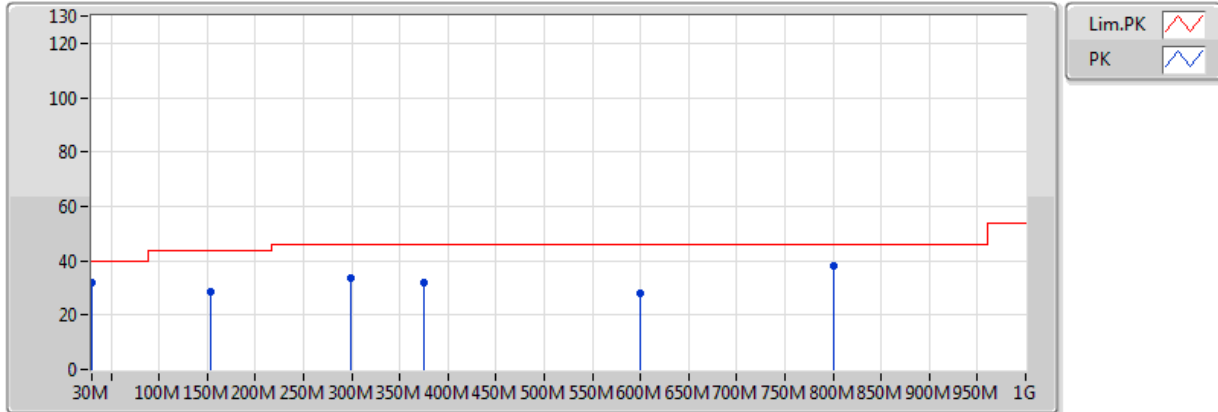


Type	Freq (Hz)	Level (dBuV/m)	Limit (dBuV/m)	Margin (dB)	Factor (dB)	Dist (m)	Condition	Azimuth (°)	Height (m)	Comments	Raw (dBuV)	AF (dB)	CL (dB)	PA (dB)
PK	109.54M	29.23	43.50	-14.27	-9.18	3	Vertical	0	1.00	-	38.41	17.01	1.58	27.77
PK	297.72M	32.71	46.00	-13.29	-5.82	3	Vertical	0	1.00	-	38.53	18.39	2.99	27.20
PK	375.32M	32.24	46.00	-13.76	-4.47	3	Vertical	0	1.00	-	36.71	20.15	3.15	27.77
PK	800.18M	35.84	46.00	-10.16	1.25	3	Vertical	0	1.00	-	34.59	25.15	4.17	28.07
PK	881.66M	37.25	46.00	-8.75	2.36	3	Vertical	0	1.00	-	34.89	25.79	4.30	27.73
QP	30M	33.55	40.00	-6.45	-4.45	3	Vertical	173	1.00	-	38.00	23.11	0.29	27.85

802.11n HT40_Nss1,(MCS0)_2TX

2437MHz_TX

19/04/2018



Type	Freq (Hz)	Level (dBuV/m)	Limit (dBuV/m)	Margin (dB)	Factor (dB)	Dist (m)	Condition	Azimuth (°)	Height (m)	Comments	Raw (dBuV)	AF (dB)	CL (dB)	PA (dB)
PK	30M	32.11	40.00	-7.89	-4.45	3	Horizontal	360	1.00	-	36.56	23.11	0.29	27.85
PK	154.16M	28.48	43.50	-15.02	-10.36	3	Horizontal	360	1.00	-	38.84	15.37	1.88	27.61
PK	299.66M	33.87	46.00	-12.13	-5.78	3	Horizontal	360	1.00	-	39.65	18.42	3.00	27.20
PK	375.32M	32.04	46.00	-13.96	-4.47	3	Horizontal	360	1.00	-	36.51	20.15	3.15	27.77
PK	600.36M	28.23	46.00	-17.77	-1.02	3	Horizontal	360	1.00	-	29.25	23.87	3.67	28.56
PK	800.18M	37.85	46.00	-8.15	1.25	3	Horizontal	360	1.00	-	36.60	25.15	4.17	28.07



Summary

Mode	Result	Type	Freq (Hz)	Level (dBuV/m)	Limit (dBuV/m)	Margin (dB)	Factor (dB)	Dist (m)	Condition	Azimuth (°)	Height (m)	Comments
2.4-2.4835GHz	-	-	-	-	-	-	-	-	-	-	-	-
802.11b_Nss1,(1Mbps)_2TX	Pass	AV	2.389998G	53.60	54.00	-0.40	32.45	3	Vertical	229	1.82	-
802.11g_Nss1,(6Mbps)_2TX	Pass	AV	2.483502G	53.74	54.00	-0.26	32.81	3	Vertical	187	1.60	-
802.11n HT20_Nss1,(MCS0)_2TX	Pass	AV	2.389998G	53.61	54.00	-0.39	32.45	3	Vertical	219	1.81	-
802.11n HT40_Nss1,(MCS0)_2TX	Pass	AV	2.389998G	53.76	54.00	-0.24	32.45	3	Vertical	222	1.61	-



Result

Mode	Result	Type	Freq (Hz)	Level (dBuV/m)	Limit (dBuV/m)	Margin (dB)	Factor (dB)	Dist (m)	Condition	Azimuth (°)	Height (m)	Comments
802.11b_Nss1,(1Mbps)_2TX	-	-	-	-	-	-	-	-	-	-	-	-
2412MHz	Pass	AV	2.389998G	49.84	54.00	-4.16	32.45	3	Horizontal	82	1.50	-
2412MHz	Pass	AV	2.4144G	101.38	Inf	-Inf	32.54	3	Horizontal	82	1.50	-
2412MHz	Pass	PK	2.389998G	61.28	74.00	-12.72	32.45	3	Horizontal	82	1.50	-
2412MHz	Pass	PK	2.4152G	109.73	Inf	-Inf	32.55	3	Horizontal	82	1.50	-
2412MHz	Pass	AV	2.389998G	53.60	54.00	-0.40	32.45	3	Vertical	229	1.82	-
2412MHz	Pass	AV	2.4166G	112.87	Inf	-Inf	32.55	3	Vertical	229	1.82	-
2412MHz	Pass	PK	2.389998G	67.65	74.00	-6.35	32.45	3	Vertical	229	1.82	-
2412MHz	Pass	PK	2.4168G	121.23	Inf	-Inf	32.55	3	Vertical	229	1.82	-
2412MHz	Pass	AV	4.8278G	38.91	54.00	-15.09	1.25	3	Horizontal	152	2.13	-
2412MHz	Pass	PK	4.8272G	49.69	74.00	-24.31	1.25	3	Horizontal	152	2.13	-
2412MHz	Pass	AV	4.814G	35.96	54.00	-18.04	1.23	3	Vertical	206	1.44	-
2412MHz	Pass	PK	4.814G	46.66	74.00	-27.34	1.23	3	Vertical	206	1.44	-
2417MHz	Pass	AV	2.389998G	48.85	54.00	-5.15	32.45	3	Horizontal	232	2.78	-
2417MHz	Pass	AV	2.4094G	101.12	Inf	-Inf	32.53	3	Horizontal	232	2.78	-
2417MHz	Pass	PK	2.383G	59.79	74.00	-14.21	32.43	3	Horizontal	232	2.78	-
2417MHz	Pass	PK	2.4124G	109.73	Inf	-Inf	32.54	3	Horizontal	232	2.78	-
2417MHz	Pass	AV	2.389998G	50.74	54.00	-3.26	32.45	3	Vertical	164	1.49	-
2417MHz	Pass	AV	2.4244G	109.39	Inf	-Inf	32.58	3	Vertical	164	1.49	-
2417MHz	Pass	PK	2.3898G	61.75	74.00	-12.25	32.45	3	Vertical	164	1.49	-
2417MHz	Pass	PK	2.4222G	118.63	Inf	-Inf	32.57	3	Vertical	164	1.49	-
2422MHz	Pass	AV	2.3898G	48.58	54.00	-5.42	32.45	3	Horizontal	301	1.40	-
2422MHz	Pass	AV	2.4294G	101.77	Inf	-Inf	32.60	3	Horizontal	301	1.40	-
2422MHz	Pass	PK	2.3886G	58.95	74.00	-15.05	32.45	3	Horizontal	301	1.40	-
2422MHz	Pass	PK	2.4272G	110.55	Inf	-Inf	32.59	3	Horizontal	301	1.40	-
2422MHz	Pass	AV	2.389998G	52.28	54.00	-1.72	32.45	3	Vertical	157	2.04	-
2422MHz	Pass	AV	2.4294G	111.00	Inf	-Inf	32.60	3	Vertical	157	2.04	-
2422MHz	Pass	PK	2.3896G	62.56	74.00	-11.44	32.45	3	Vertical	157	2.04	-
2422MHz	Pass	PK	2.4272G	120.28	Inf	-Inf	32.59	3	Vertical	157	2.04	-
2427MHz	Pass	AV	2.3898G	48.58	54.00	-5.42	32.45	3	Horizontal	301	1.41	-
2427MHz	Pass	AV	2.4306G	102.44	Inf	-Inf	32.61	3	Horizontal	301	1.41	-
2427MHz	Pass	AV	2.4982G	49.08	54.00	-4.92	32.87	3	Horizontal	301	1.41	-
2427MHz	Pass	PK	2.3398G	59.77	74.00	-14.23	32.26	3	Horizontal	301	1.41	-
2427MHz	Pass	PK	2.4322G	111.46	Inf	-Inf	32.61	3	Horizontal	301	1.41	-
2427MHz	Pass	PK	2.4906G	60.31	74.00	-13.69	32.84	3	Horizontal	301	1.41	-
2427MHz	Pass	AV	2.3898G	51.35	54.00	-2.65	32.45	3	Vertical	159	2.05	-
2427MHz	Pass	AV	2.4306G	111.88	Inf	-Inf	32.61	3	Vertical	159	2.05	-
2427MHz	Pass	AV	2.4858G	49.32	54.00	-4.68	32.81	3	Vertical	159	2.05	-
2427MHz	Pass	PK	2.3898G	62.72	74.00	-11.28	32.45	3	Vertical	159	2.05	-
2427MHz	Pass	PK	2.4322G	121.29	Inf	-Inf	32.61	3	Vertical	159	2.05	-
2427MHz	Pass	PK	2.4966G	60.10	74.00	-13.90	32.86	3	Vertical	159	2.05	-
2432MHz	Pass	AV	2.389998G	48.31	54.00	-5.69	32.45	3	Horizontal	296	1.22	-
2432MHz	Pass	AV	2.4356G	102.72	Inf	-Inf	32.63	3	Horizontal	296	1.22	-
2432MHz	Pass	AV	2.4984G	49.08	54.00	-4.92	32.87	3	Horizontal	296	1.22	-
2432MHz	Pass	PK	2.3872G	59.46	74.00	-14.54	32.44	3	Horizontal	296	1.22	-
2432MHz	Pass	PK	2.4372G	111.24	Inf	-Inf	32.63	3	Horizontal	296	1.22	-
2432MHz	Pass	PK	2.4876G	60.31	74.00	-13.69	32.83	3	Horizontal	296	1.22	-
2432MHz	Pass	AV	2.389998G	50.08	54.00	-3.92	32.45	3	Vertical	156	2.02	-



RSE TX above 1GHz Result

Appendix F

Mode	Result	Type	Freq (Hz)	Level (dBuV/m)	Limit (dBuV/m)	Margin (dB)	Factor (dB)	Dist (m)	Condition	Azimuth (°)	Height (m)	Comments
2432MHz	Pass	AV	2.4356G	111.96	Inf	-Inf	32.63	3	Vertical	156	2.02	-
2432MHz	Pass	AV	2.488G	49.34	54.00	-4.66	32.83	3	Vertical	156	2.02	-
2432MHz	Pass	PK	2.3372G	60.40	74.00	-13.60	32.25	3	Vertical	156	2.02	-
2432MHz	Pass	PK	2.4372G	121.48	Inf	-Inf	32.63	3	Vertical	156	2.02	-
2432MHz	Pass	PK	2.4956G	60.76	74.00	-13.24	32.85	3	Vertical	156	2.02	-
2437MHz	Pass	AV	2.3894G	48.03	54.00	-5.97	32.45	3	Horizontal	296	3.15	-
2437MHz	Pass	AV	2.433G	102.77	Inf	-Inf	32.62	3	Horizontal	296	3.15	-
2437MHz	Pass	AV	2.4982G	48.80	54.00	-5.20	32.87	3	Horizontal	296	3.15	-
2437MHz	Pass	PK	2.3458G	60.15	74.00	-13.85	32.28	3	Horizontal	296	3.15	-
2437MHz	Pass	PK	2.4322G	111.17	Inf	-Inf	32.61	3	Horizontal	296	3.15	-
2437MHz	Pass	PK	2.493G	59.77	74.00	-14.23	32.84	3	Horizontal	296	3.15	-
2437MHz	Pass	AV	2.3898G	49.37	54.00	-4.63	32.45	3	Vertical	161	1.25	-
2437MHz	Pass	AV	2.4406G	112.31	Inf	-Inf	32.64	3	Vertical	161	1.25	-
2437MHz	Pass	AV	2.483502G	49.61	54.00	-4.39	32.81	3	Vertical	161	1.25	-
2437MHz	Pass	PK	2.3674G	60.56	74.00	-13.44	32.37	3	Vertical	161	1.25	-
2437MHz	Pass	PK	2.441G	121.88	Inf	-Inf	32.65	3	Vertical	161	1.25	-
2437MHz	Pass	PK	2.4842G	60.80	74.00	-13.20	32.81	3	Vertical	161	1.25	-
2437MHz	Pass	AV	4.87436G	37.67	54.00	-16.33	3.24	3	Horizontal	265	1.47	-
2437MHz	Pass	PK	4.87448G	50.26	74.00	-23.74	3.24	3	Horizontal	265	1.47	-
2437MHz	Pass	AV	4.87934G	35.62	54.00	-18.38	3.25	3	Vertical	48	1.54	-
2437MHz	Pass	PK	4.87946G	47.36	74.00	-26.64	3.25	3	Vertical	48	1.54	-
2452MHz	Pass	AV	2.3892G	48.02	54.00	-5.98	32.45	3	Horizontal	183	2.13	-
2452MHz	Pass	AV	2.4444G	102.04	Inf	-Inf	32.66	3	Horizontal	183	2.13	-
2452MHz	Pass	AV	2.4964G	49.36	54.00	-4.64	32.86	3	Horizontal	183	2.13	-
2452MHz	Pass	PK	2.3576G	59.31	74.00	-14.69	32.33	3	Horizontal	183	2.13	-
2452MHz	Pass	PK	2.4452G	111.24	Inf	-Inf	32.66	3	Horizontal	183	2.13	-
2452MHz	Pass	PK	2.499998G	61.33	74.00	-12.67	32.87	3	Horizontal	183	2.13	-
2452MHz	Pass	AV	2.3756G	48.22	54.00	-5.78	32.40	3	Vertical	160	2.24	-
2452MHz	Pass	AV	2.4444G	112.28	Inf	-Inf	32.66	3	Vertical	160	2.24	-
2452MHz	Pass	AV	2.483502G	50.86	54.00	-3.14	32.81	3	Vertical	160	2.24	-
2452MHz	Pass	PK	2.38G	58.81	74.00	-15.19	32.42	3	Vertical	160	2.24	-
2452MHz	Pass	PK	2.4452G	121.08	Inf	-Inf	32.66	3	Vertical	160	2.24	-
2452MHz	Pass	PK	2.4848G	62.18	74.00	-11.82	32.81	3	Vertical	160	2.24	-
2457MHz	Pass	AV	2.4618G	100.41	Inf	-Inf	32.72	3	Horizontal	132	1.50	-
2457MHz	Pass	AV	2.483502G	50.62	54.00	-3.38	32.81	3	Horizontal	132	1.50	-
2457MHz	Pass	PK	2.4622G	109.03	Inf	-Inf	32.73	3	Horizontal	132	1.50	-
2457MHz	Pass	PK	2.4852G	62.77	74.00	-11.23	32.81	3	Horizontal	132	1.50	-
2457MHz	Pass	AV	2.4494G	111.48	Inf	-Inf	32.68	3	Vertical	160	2.25	-
2457MHz	Pass	AV	2.483502G	51.76	54.00	-2.24	32.81	3	Vertical	160	2.25	-
2457MHz	Pass	PK	2.45G	120.39	Inf	-Inf	32.68	3	Vertical	160	2.25	-
2457MHz	Pass	PK	2.4836G	64.23	74.00	-9.77	32.81	3	Vertical	160	2.25	-
2462MHz	Pass	AV	2.4588G	102.12	Inf	-Inf	32.71	3	Horizontal	232	3.12	-
2462MHz	Pass	AV	2.483502G	49.32	54.00	-4.68	32.81	3	Horizontal	232	3.12	-
2462MHz	Pass	PK	2.4598G	110.52	Inf	-Inf	32.72	3	Horizontal	232	3.12	-
2462MHz	Pass	PK	2.483502G	60.86	74.00	-13.14	32.81	3	Horizontal	232	3.12	-
2462MHz	Pass	AV	2.4642G	111.36	Inf	-Inf	32.73	3	Vertical	214	2.02	-
2462MHz	Pass	AV	2.483502G	52.56	54.00	-1.44	32.81	3	Vertical	214	2.02	-
2462MHz	Pass	PK	2.4654G	119.52	Inf	-Inf	32.74	3	Vertical	214	2.02	-
2462MHz	Pass	PK	2.483502G	66.30	74.00	-7.70	32.81	3	Vertical	214	2.02	-



RSE TX above 1GHz Result

Appendix F

Mode	Result	Type	Freq (Hz)	Level (dBuV/m)	Limit (dBuV/m)	Margin (dB)	Factor (dB)	Dist (m)	Condition	Azimuth (°)	Height (m)	Comments
2462MHz	Pass	AV	4.924G	39.37	54.00	-14.63	1.44	3	Horizontal	264	1.49	-
2462MHz	Pass	PK	4.9244G	49.77	74.00	-24.23	1.44	3	Horizontal	264	1.49	-
2462MHz	Pass	AV	4.9242G	42.22	54.00	-11.78	1.44	3	Vertical	100	2.70	-
2462MHz	Pass	PK	4.9306G	52.83	74.00	-21.17	1.45	3	Vertical	100	2.70	-
802.11g_Nss1,(6Mbps)_2TX	-	-	-	-	-	-	-	-	-	-	-	-
2412MHz	Pass	AV	2.389998G	49.60	54.00	-4.40	32.45	3	Horizontal	81	1.50	-
2412MHz	Pass	AV	2.415G	101.13	Inf	-Inf	32.55	3	Horizontal	81	1.50	-
2412MHz	Pass	PK	2.389998G	62.66	74.00	-11.34	32.45	3	Horizontal	81	1.50	-
2412MHz	Pass	PK	2.4152G	109.54	Inf	-Inf	32.55	3	Horizontal	81	1.50	-
2412MHz	Pass	AV	2.389998G	53.13	54.00	-0.87	32.45	3	Vertical	230	1.81	-
2412MHz	Pass	AV	2.4174G	112.68	Inf	-Inf	32.56	3	Vertical	230	1.81	-
2412MHz	Pass	PK	2.389998G	67.62	74.00	-6.38	32.45	3	Vertical	230	1.81	-
2412MHz	Pass	PK	2.4168G	121.21	Inf	-Inf	32.55	3	Vertical	230	1.81	-
2412MHz	Pass	AV	4.827G	38.20	54.00	-15.80	1.25	3	Horizontal	145	2.41	-
2412MHz	Pass	PK	4.827G	49.54	74.00	-24.46	1.25	3	Horizontal	145	2.41	-
2412MHz	Pass	AV	4.8218G	34.61	54.00	-19.39	1.24	3	Vertical	322	1.48	-
2412MHz	Pass	PK	4.822G	44.81	74.00	-29.19	1.24	3	Vertical	322	1.48	-
2417MHz	Pass	AV	2.3896G	48.01	54.00	-5.99	32.45	3	Horizontal	80	1.49	-
2417MHz	Pass	AV	2.4202G	102.13	Inf	-Inf	32.57	3	Horizontal	80	1.49	-
2417MHz	Pass	PK	2.3754G	59.90	74.00	-14.10	32.40	3	Horizontal	80	1.49	-
2417MHz	Pass	PK	2.42G	110.51	Inf	-Inf	32.57	3	Horizontal	80	1.49	-
2417MHz	Pass	AV	2.389998G	51.14	54.00	-2.86	32.45	3	Vertical	218	1.64	-
2417MHz	Pass	AV	2.42G	113.53	Inf	-Inf	32.57	3	Vertical	218	1.64	-
2417MHz	Pass	PK	2.389998G	62.71	74.00	-11.29	32.45	3	Vertical	218	1.64	-
2417MHz	Pass	PK	2.42G	121.89	Inf	-Inf	32.57	3	Vertical	218	1.64	-
2422MHz	Pass	AV	2.389998G	49.35	54.00	-4.65	32.45	3	Horizontal	225	1.96	-
2422MHz	Pass	AV	2.421G	104.41	Inf	-Inf	32.57	3	Horizontal	225	1.96	-
2422MHz	Pass	PK	2.3898G	61.27	74.00	-12.73	32.45	3	Horizontal	225	1.96	-
2422MHz	Pass	PK	2.4198G	113.77	Inf	-Inf	32.57	3	Horizontal	225	1.96	-
2422MHz	Pass	AV	2.389998G	51.91	54.00	-2.09	32.45	3	Vertical	219	1.47	-
2422MHz	Pass	AV	2.4242G	113.83	Inf	-Inf	32.58	3	Vertical	219	1.47	-
2422MHz	Pass	PK	2.389998G	65.28	74.00	-8.72	32.45	3	Vertical	219	1.47	-
2422MHz	Pass	PK	2.4238G	122.51	Inf	-Inf	32.58	3	Vertical	219	1.47	-
2427MHz	Pass	AV	2.3898G	48.85	54.00	-5.15	32.45	3	Horizontal	303	1.35	-
2427MHz	Pass	AV	2.4198G	103.98	Inf	-Inf	32.57	3	Horizontal	303	1.35	-
2427MHz	Pass	AV	2.499G	49.08	54.00	-4.92	32.87	3	Horizontal	303	1.35	-
2427MHz	Pass	PK	2.3498G	60.20	74.00	-13.80	32.30	3	Horizontal	303	1.35	-
2427MHz	Pass	PK	2.4214G	113.57	Inf	-Inf	32.57	3	Horizontal	303	1.35	-
2427MHz	Pass	PK	2.485G	60.80	74.00	-13.20	32.81	3	Horizontal	303	1.35	-
2427MHz	Pass	AV	2.3898G	51.15	54.00	-2.85	32.45	3	Vertical	225	1.63	-
2427MHz	Pass	AV	2.4302G	113.20	Inf	-Inf	32.60	3	Vertical	225	1.63	-
2427MHz	Pass	AV	2.4846G	49.32	54.00	-4.68	32.81	3	Vertical	225	1.63	-
2427MHz	Pass	PK	2.3898G	63.54	74.00	-10.46	32.45	3	Vertical	225	1.63	-
2427MHz	Pass	PK	2.4298G	122.23	Inf	-Inf	32.60	3	Vertical	225	1.63	-
2427MHz	Pass	PK	2.4842G	60.51	74.00	-13.49	32.81	3	Vertical	225	1.63	-
2432MHz	Pass	AV	2.3328G	48.05	54.00	-5.95	32.24	3	Horizontal	299	1.44	-
2432MHz	Pass	AV	2.4252G	102.40	Inf	-Inf	32.59	3	Horizontal	299	1.44	-
2432MHz	Pass	AV	2.4988G	49.08	54.00	-4.92	32.87	3	Horizontal	299	1.44	-
2432MHz	Pass	PK	2.34G	59.91	74.00	-14.09	32.26	3	Horizontal	299	1.44	-



RSE TX above 1GHz Result

Appendix F

Mode	Result	Type	Freq (Hz)	Level (dBuV/m)	Limit (dBuV/m)	Margin (dB)	Factor (dB)	Dist (m)	Condition	Azimuth (°)	Height (m)	Comments
2432MHz	Pass	PK	2.4264G	111.67	Inf	-Inf	32.59	3	Horizontal	299	1.44	-
2432MHz	Pass	PK	2.4912G	60.61	74.00	-13.39	32.84	3	Horizontal	299	1.44	-
2432MHz	Pass	AV	2.389998G	51.01	54.00	-2.99	32.45	3	Vertical	299	1.44	-
2432MHz	Pass	AV	2.4248G	113.25	Inf	-Inf	32.58	3	Vertical	174	1.46	-
2432MHz	Pass	AV	2.4988G	49.08	54.00	-4.92	32.87	3	Vertical	299	1.44	-
2432MHz	Pass	PK	2.389998G	60.14	74.00	-13.86	32.45	3	Vertical	174	1.46	-
2432MHz	Pass	PK	2.4244G	122.38	Inf	-Inf	32.58	3	Vertical	174	1.46	-
2432MHz	Pass	PK	2.4848G	60.73	74.00	-13.27	32.81	3	Vertical	174	1.46	-
2437MHz	Pass	AV	2.3898G	49.12	54.00	-4.88	32.45	3	Horizontal	196	1.29	-
2437MHz	Pass	AV	2.4318G	103.15	Inf	-Inf	32.61	3	Horizontal	196	1.29	-
2437MHz	Pass	AV	2.4982G	48.80	54.00	-5.20	32.87	3	Horizontal	196	1.29	-
2437MHz	Pass	PK	2.3898G	59.50	74.00	-14.50	32.45	3	Horizontal	196	1.29	-
2437MHz	Pass	PK	2.4318G	113.76	Inf	-Inf	32.61	3	Horizontal	196	1.29	-
2437MHz	Pass	PK	2.4842G	59.33	74.00	-14.67	32.81	3	Horizontal	196	1.29	-
2437MHz	Pass	AV	2.3898G	50.31	54.00	-3.69	32.45	3	Vertical	219	1.49	-
2437MHz	Pass	AV	2.4398G	112.15	Inf	-Inf	32.64	3	Vertical	219	1.49	-
2437MHz	Pass	AV	2.483502G	50.87	54.00	-3.13	32.81	3	Vertical	219	1.49	-
2437MHz	Pass	PK	2.3898G	61.11	74.00	-12.89	32.45	3	Vertical	219	1.49	-
2437MHz	Pass	PK	2.4398G	121.73	Inf	-Inf	32.64	3	Vertical	219	1.49	-
2437MHz	Pass	PK	2.4838G	62.12	74.00	-11.88	32.81	3	Vertical	219	1.49	-
2437MHz	Pass	AV	4.8804G	34.53	54.00	-19.47	1.35	3	Horizontal	146	2.05	-
2437MHz	Pass	PK	4.862G	45.43	74.00	-28.57	1.32	3	Horizontal	146	2.05	-
2437MHz	Pass	AV	4.88G	37.14	54.00	-16.86	1.35	3	Vertical	15	2.31	-
2437MHz	Pass	PK	4.8768G	47.16	74.00	-26.84	1.35	3	Vertical	15	2.31	-
2452MHz	Pass	AV	2.389998G	48.04	54.00	-5.96	32.45	3	Horizontal	199	1.50	-
2452MHz	Pass	AV	2.4448G	103.49	Inf	-Inf	32.66	3	Horizontal	199	1.50	-
2452MHz	Pass	AV	2.483502G	51.10	54.00	-2.90	32.81	3	Horizontal	199	1.50	-
2452MHz	Pass	PK	2.3728G	59.97	74.00	-14.03	32.39	3	Horizontal	199	1.50	-
2452MHz	Pass	PK	2.4472G	113.90	Inf	-Inf	32.67	3	Horizontal	199	1.50	-
2452MHz	Pass	PK	2.4852G	65.35	74.00	-8.65	32.81	3	Horizontal	199	1.50	-
2452MHz	Pass	AV	2.389998G	50.53	54.00	-3.47	32.45	3	Vertical	205	1.49	-
2452MHz	Pass	AV	2.4512G	113.21	Inf	-Inf	32.68	3	Vertical	205	1.49	-
2452MHz	Pass	AV	2.4876G	52.59	54.00	-1.41	32.83	3	Vertical	205	1.49	-
2452MHz	Pass	PK	2.389998G	61.29	74.00	-12.71	32.45	3	Vertical	205	1.49	-
2452MHz	Pass	PK	2.4504G	122.78	Inf	-Inf	32.68	3	Vertical	205	1.49	-
2452MHz	Pass	PK	2.4904G	65.99	74.00	-8.01	32.84	3	Vertical	205	1.49	-
2457MHz	Pass	AV	2.3894G	48.01	54.00	-5.99	32.45	3	Horizontal	226	1.93	-
2457MHz	Pass	AV	2.4562G	103.11	Inf	-Inf	32.70	3	Horizontal	226	1.93	-
2457MHz	Pass	AV	2.483502G	49.31	54.00	-4.69	32.81	3	Horizontal	226	1.93	-
2457MHz	Pass	PK	2.379G	60.04	74.00	-13.96	32.41	3	Horizontal	226	1.93	-
2457MHz	Pass	PK	2.455G	112.06	Inf	-Inf	32.70	3	Horizontal	226	1.93	-
2457MHz	Pass	PK	2.485G	61.00	74.00	-13.00	32.81	3	Horizontal	226	1.93	-
2457MHz	Pass	AV	2.3894G	48.01	54.00	-5.99	32.45	3	Vertical	219	1.98	-
2457MHz	Pass	AV	2.4602G	113.45	Inf	-Inf	32.72	3	Vertical	219	1.98	-
2457MHz	Pass	AV	2.483502G	50.85	54.00	-3.15	32.81	3	Vertical	219	1.98	-
2457MHz	Pass	PK	2.3898G	59.85	74.00	-14.15	32.45	3	Vertical	219	1.98	-
2457MHz	Pass	PK	2.4602G	121.67	Inf	-Inf	32.72	3	Vertical	219	1.98	-
2457MHz	Pass	PK	2.4838G	63.92	74.00	-10.08	32.81	3	Vertical	219	1.98	-
2462MHz	Pass	AV	2.459G	102.45	Inf	-Inf	32.71	3	Horizontal	224	1.93	-



RSE TX above 1GHz Result

Appendix F

Mode	Result	Type	Freq (Hz)	Level (dBuV/m)	Limit (dBuV/m)	Margin (dB)	Factor (dB)	Dist (m)	Condition	Azimuth (°)	Height (m)	Comments
2462MHz	Pass	AV	2.483502G	50.12	54.00	-3.88	32.81	3	Horizontal	224	1.93	-
2462MHz	Pass	PK	2.457G	110.71	Inf	-Inf	32.71	3	Horizontal	224	1.93	-
2462MHz	Pass	PK	2.4914G	61.95	74.00	-12.05	32.84	3	Horizontal	224	1.93	-
2462MHz	Pass	AV	2.4588G	111.81	Inf	-Inf	32.71	3	Vertical	187	1.60	-
2462MHz	Pass	AV	2.483502G	53.74	54.00	-0.26	32.81	3	Vertical	187	1.60	-
2462MHz	Pass	PK	2.4598G	120.89	Inf	-Inf	32.72	3	Vertical	187	1.60	-
2462MHz	Pass	PK	2.4836G	68.52	74.00	-5.48	32.81	3	Vertical	187	1.60	-
2462MHz	Pass	AV	4.9258G	39.32	54.00	-14.68	1.44	3	Horizontal	250	1.49	-
2462MHz	Pass	PK	4.9258G	49.64	74.00	-24.36	1.44	3	Horizontal	250	1.49	-
2462MHz	Pass	AV	4.9238G	42.25	54.00	-11.75	1.44	3	Vertical	93	2.56	-
2462MHz	Pass	PK	4.9258G	52.68	74.00	-21.32	1.44	3	Vertical	93	2.56	-
802.11n HT20_Nss1,(MCS0)_2TX	-	-	-	-	-	-	-	-	-	-	-	-
2412MHz	Pass	AV	2.389998G	49.84	54.00	-4.16	32.45	3	Horizontal	214	2.80	-
2412MHz	Pass	AV	2.4194G	99.19	Inf	-Inf	32.56	3	Horizontal	214	2.80	-
2412MHz	Pass	PK	2.389998G	61.80	74.00	-12.20	32.45	3	Horizontal	214	2.80	-
2412MHz	Pass	PK	2.4102G	107.77	Inf	-Inf	32.53	3	Horizontal	214	2.80	-
2412MHz	Pass	AV	2.389998G	53.61	54.00	-0.39	32.45	3	Vertical	219	1.81	-
2412MHz	Pass	AV	2.4192G	110.35	Inf	-Inf	32.56	3	Vertical	219	1.81	-
2412MHz	Pass	PK	2.389998G	66.02	74.00	-7.98	32.45	3	Vertical	219	1.81	-
2412MHz	Pass	PK	2.4172G	118.98	Inf	-Inf	32.56	3	Vertical	219	1.81	-
2412MHz	Pass	AV	4.8246G	36.28	54.00	-17.72	1.25	3	Horizontal	170	1.21	-
2412MHz	Pass	PK	4.824G	46.31	74.00	-27.69	1.25	3	Horizontal	170	1.21	-
2412MHz	Pass	AV	4.8244G	34.63	54.00	-19.37	1.25	3	Vertical	23	1.52	-
2412MHz	Pass	PK	4.8284G	45.42	74.00	-28.58	1.25	3	Vertical	23	1.52	-
2417MHz	Pass	AV	2.389998G	48.57	54.00	-5.43	32.45	3	Horizontal	309	1.29	-
2417MHz	Pass	AV	2.413G	100.43	Inf	-Inf	32.54	3	Horizontal	309	1.29	-
2417MHz	Pass	PK	2.381G	60.05	74.00	-13.95	32.42	3	Horizontal	309	1.29	-
2417MHz	Pass	PK	2.4124G	108.69	Inf	-Inf	32.54	3	Horizontal	309	1.29	-
2417MHz	Pass	AV	2.389998G	51.53	54.00	-2.47	32.45	3	Vertical	160	1.46	-
2417MHz	Pass	AV	2.4206G	111.48	Inf	-Inf	32.57	3	Vertical	160	1.46	-
2417MHz	Pass	PK	2.389998G	63.89	74.00	-10.11	32.45	3	Vertical	160	1.46	-
2417MHz	Pass	PK	2.4222G	120.82	Inf	-Inf	32.57	3	Vertical	160	1.46	-
2422MHz	Pass	AV	2.389998G	48.84	54.00	-5.16	32.45	3	Horizontal	224	1.98	-
2422MHz	Pass	AV	2.4294G	101.95	Inf	-Inf	32.60	3	Horizontal	224	1.98	-
2422MHz	Pass	PK	2.3894G	59.55	74.00	-14.45	32.45	3	Horizontal	224	1.98	-
2422MHz	Pass	PK	2.4174G	110.18	Inf	-Inf	32.56	3	Horizontal	224	1.98	-
2422MHz	Pass	AV	2.389998G	51.91	54.00	-2.09	32.45	3	Vertical	159	1.44	-
2422MHz	Pass	AV	2.4182G	111.93	Inf	-Inf	32.56	3	Vertical	159	1.44	-
2422MHz	Pass	PK	2.389998G	62.29	74.00	-11.71	32.45	3	Vertical	159	1.44	-
2422MHz	Pass	PK	2.4272G	121.02	Inf	-Inf	32.59	3	Vertical	159	1.44	-
2427MHz	Pass	AV	2.389998G	48.57	54.00	-5.43	32.45	3	Horizontal	225	1.97	-
2427MHz	Pass	AV	2.4306G	102.43	Inf	-Inf	32.61	3	Horizontal	225	1.97	-
2427MHz	Pass	PK	2.389998G	59.92	74.00	-14.08	32.45	3	Horizontal	225	1.97	-
2427MHz	Pass	PK	2.4238G	112.43	Inf	-Inf	32.58	3	Horizontal	225	1.97	-
2427MHz	Pass	AV	2.389998G	50.93	54.00	-3.07	32.45	3	Vertical	161	1.44	-
2427MHz	Pass	AV	2.4232G	112.17	Inf	-Inf	32.58	3	Vertical	161	1.44	-
2427MHz	Pass	PK	2.389998G	61.57	74.00	-12.43	32.45	3	Vertical	161	1.44	-
2427MHz	Pass	PK	2.42G	121.46	Inf	-Inf	32.57	3	Vertical	161	1.44	-
2432MHz	Pass	AV	2.389998G	48.57	54.00	-5.43	32.45	3	Horizontal	226	1.88	-



RSE TX above 1GHz Result

Appendix F

Mode	Result	Type	Freq (Hz)	Level (dBuV/m)	Limit (dBuV/m)	Margin (dB)	Factor (dB)	Dist (m)	Condition	Azimuth (°)	Height (m)	Comments
2432MHz	Pass	AV	2.4396G	102.40	Inf	-Inf	32.64	3	Horizontal	226	1.88	-
2432MHz	Pass	AV	2.4984G	49.07	54.00	-4.93	32.87	3	Horizontal	226	1.88	-
2432MHz	Pass	PK	2.3896G	60.39	74.00	-13.61	32.45	3	Horizontal	226	1.88	-
2432MHz	Pass	PK	2.4372G	110.90	Inf	-Inf	32.63	3	Horizontal	226	1.88	-
2432MHz	Pass	PK	2.4992G	61.12	74.00	-12.88	32.87	3	Horizontal	226	1.88	-
2432MHz	Pass	AV	2.389998G	51.14	54.00	-2.86	32.45	3	Vertical	159	1.46	-
2432MHz	Pass	AV	2.4244G	112.33	Inf	-Inf	32.58	3	Vertical	159	1.46	-
2432MHz	Pass	AV	2.486G	49.31	54.00	-4.69	32.81	3	Vertical	159	1.46	-
2432MHz	Pass	PK	2.389998G	63.85	74.00	-10.15	32.45	3	Vertical	159	1.46	-
2432MHz	Pass	PK	2.4252G	121.62	Inf	-Inf	32.59	3	Vertical	159	1.46	-
2432MHz	Pass	PK	2.484G	60.65	74.00	-13.35	32.81	3	Vertical	159	1.46	-
2437MHz	Pass	AV	2.3898G	49.62	54.00	-4.38	32.45	3	Horizontal	303	1.11	-
2437MHz	Pass	AV	2.4294G	101.03	Inf	-Inf	32.60	3	Horizontal	303	1.11	-
2437MHz	Pass	AV	2.4982G	48.80	54.00	-5.20	32.87	3	Horizontal	303	1.11	-
2437MHz	Pass	PK	2.3898G	60.98	74.00	-13.02	32.45	3	Horizontal	303	1.11	-
2437MHz	Pass	PK	2.429G	109.73	Inf	-Inf	32.60	3	Horizontal	303	1.11	-
2437MHz	Pass	PK	2.4898G	61.10	74.00	-12.90	32.83	3	Horizontal	303	1.11	-
2437MHz	Pass	AV	2.3898G	53.23	54.00	-0.77	32.45	3	Vertical	155	1.49	-
2437MHz	Pass	AV	2.4334G	111.48	Inf	-Inf	32.62	3	Vertical	155	1.49	-
2437MHz	Pass	AV	2.483502G	49.61	54.00	-4.39	32.81	3	Vertical	155	1.49	-
2437MHz	Pass	PK	2.3894G	62.41	74.00	-11.59	32.45	3	Vertical	155	1.49	-
2437MHz	Pass	PK	2.4422G	120.46	Inf	-Inf	32.65	3	Vertical	155	1.49	-
2437MHz	Pass	PK	2.483502G	60.37	74.00	-13.63	32.81	3	Vertical	155	1.49	-
2437MHz	Pass	AV	4.8844G	32.92	54.00	-21.08	1.36	3	Horizontal	271	1.29	-
2437MHz	Pass	PK	4.873G	43.57	74.00	-30.43	1.34	3	Horizontal	271	1.29	-
2437MHz	Pass	AV	4.8852G	36.37	54.00	-17.63	1.36	3	Vertical	0	1.72	-
2437MHz	Pass	PK	4.8848G	48.45	74.00	-25.55	1.36	3	Vertical	0	1.72	-
2452MHz	Pass	AV	2.3896G	47.74	54.00	-6.26	32.45	3	Horizontal	198	1.35	-
2452MHz	Pass	AV	2.448G	101.59	Inf	-Inf	32.67	3	Horizontal	198	1.35	-
2452MHz	Pass	AV	2.483502G	49.88	54.00	-4.12	32.81	3	Horizontal	198	1.35	-
2452MHz	Pass	PK	2.352G	60.32	74.00	-13.68	32.31	3	Horizontal	198	1.35	-
2452MHz	Pass	PK	2.4476G	110.99	Inf	-Inf	32.67	3	Horizontal	198	1.35	-
2452MHz	Pass	PK	2.483502G	62.06	74.00	-11.94	32.81	3	Horizontal	198	1.35	-
2452MHz	Pass	AV	2.389998G	48.04	54.00	-5.96	32.45	3	Vertical	162	2.24	-
2452MHz	Pass	AV	2.4444G	112.52	Inf	-Inf	32.66	3	Vertical	162	2.24	-
2452MHz	Pass	AV	2.483502G	52.37	54.00	-1.63	32.81	3	Vertical	162	2.24	-
2452MHz	Pass	PK	2.3896G	59.79	74.00	-14.21	32.45	3	Vertical	162	2.24	-
2452MHz	Pass	PK	2.4452G	121.91	Inf	-Inf	32.66	3	Vertical	162	2.24	-
2452MHz	Pass	PK	2.484G	64.83	74.00	-9.17	32.81	3	Vertical	162	2.24	-
2457MHz	Pass	AV	2.3894G	48.01	54.00	-5.99	32.45	3	Horizontal	237	2.97	-
2457MHz	Pass	AV	2.4494G	101.72	Inf	-Inf	32.68	3	Horizontal	237	2.97	-
2457MHz	Pass	AV	2.4866G	49.32	54.00	-4.68	32.82	3	Horizontal	237	2.97	-
2457MHz	Pass	PK	2.3782G	60.03	74.00	-13.97	32.40	3	Horizontal	237	2.97	-
2457MHz	Pass	PK	2.4522G	110.00	Inf	-Inf	32.69	3	Horizontal	237	2.97	-
2457MHz	Pass	PK	2.4838G	60.93	74.00	-13.07	32.81	3	Horizontal	237	2.97	-
2457MHz	Pass	AV	2.3618G	48.16	54.00	-5.84	32.34	3	Vertical	159	1.43	-
2457MHz	Pass	AV	2.4646G	111.27	Inf	-Inf	32.74	3	Vertical	159	1.43	-
2457MHz	Pass	AV	2.483502G	50.36	54.00	-3.64	32.81	3	Vertical	159	1.43	-
2457MHz	Pass	PK	2.3598G	60.33	74.00	-13.67	32.34	3	Vertical	159	1.43	-



RSE TX above 1GHz Result

Appendix F

Mode	Result	Type	Freq (Hz)	Level (dBuV/m)	Limit (dBuV/m)	Margin (dB)	Factor (dB)	Dist (m)	Condition	Azimuth (°)	Height (m)	Comments
2457MHz	Pass	PK	2.4622G	120.47	Inf	-Inf	32.73	3	Vertical	159	1.43	-
2457MHz	Pass	PK	2.4842G	63.41	74.00	-10.59	32.81	3	Vertical	159	1.43	-
2462MHz	Pass	AV	2.4544G	99.92	Inf	-Inf	32.70	3	Horizontal	223	1.99	-
2462MHz	Pass	AV	2.483502G	51.31	54.00	-2.69	32.81	3	Horizontal	223	1.99	-
2462MHz	Pass	PK	2.4576G	108.87	Inf	-Inf	32.71	3	Horizontal	223	1.99	-
2462MHz	Pass	PK	2.483502G	63.09	74.00	-10.91	32.81	3	Horizontal	223	1.99	-
2462MHz	Pass	AV	2.4656G	110.69	Inf	-Inf	32.74	3	Vertical	160	1.45	-
2462MHz	Pass	AV	2.483502G	53.30	54.00	-0.70	32.81	3	Vertical	160	1.45	-
2462MHz	Pass	PK	2.4672G	119.71	Inf	-Inf	32.75	3	Vertical	160	1.45	-
2462MHz	Pass	PK	2.4836G	65.55	74.00	-8.45	32.81	3	Vertical	160	1.45	-
2462MHz	Pass	AV	4.9244G	37.57	54.00	-16.43	1.44	3	Horizontal	246	1.38	-
2462MHz	Pass	PK	4.9242G	47.44	74.00	-26.56	1.44	3	Horizontal	246	1.38	-
2462MHz	Pass	AV	4.9242G	40.04	54.00	-13.96	1.44	3	Vertical	91	2.44	-
2462MHz	Pass	PK	4.9298G	50.89	74.00	-23.11	1.45	3	Vertical	91	2.44	-
802.11n HT40_Nss1,(MCS0)_2TX	-	-	-	-	-	-	-	-	-	-	-	-
2422MHz	Pass	AV	2.389998G	48.58	54.00	-5.42	32.45	3	Horizontal	309	1.30	-
2422MHz	Pass	AV	2.4144G	95.53	Inf	-Inf	32.54	3	Horizontal	309	1.30	-
2422MHz	Pass	AV	2.4984G	48.79	54.00	-5.21	32.87	3	Horizontal	309	1.30	-
2422MHz	Pass	PK	2.389998G	60.72	74.00	-13.28	32.45	3	Horizontal	309	1.30	-
2422MHz	Pass	PK	2.4152G	103.80	Inf	-Inf	32.55	3	Horizontal	309	1.30	-
2422MHz	Pass	PK	2.488G	59.83	74.00	-14.17	32.83	3	Horizontal	309	1.30	-
2422MHz	Pass	AV	2.389998G	53.76	54.00	-0.24	32.45	3	Vertical	222	1.61	-
2422MHz	Pass	AV	2.4292G	107.89	Inf	-Inf	32.60	3	Vertical	222	1.61	-
2422MHz	Pass	AV	2.4868G	49.06	54.00	-4.94	32.82	3	Vertical	222	1.61	-
2422MHz	Pass	PK	2.3892G	64.03	74.00	-9.97	32.45	3	Vertical	222	1.61	-
2422MHz	Pass	PK	2.4152G	115.93	Inf	-Inf	32.55	3	Vertical	222	1.61	-
2422MHz	Pass	PK	2.4868G	59.91	74.00	-14.09	32.82	3	Vertical	222	1.61	-
2422MHz	Pass	AV	4.8294G	33.08	54.00	-20.92	1.26	3	Horizontal	120	2.15	-
2422MHz	Pass	PK	4.8246G	44.43	74.00	-29.57	1.25	3	Horizontal	120	2.15	-
2422MHz	Pass	AV	4.84382G	32.43	54.00	-21.57	1.28	3	Vertical	347	2.75	-
2422MHz	Pass	PK	4.8383G	43.02	74.00	-30.98	1.27	3	Vertical	347	2.75	-
2427MHz	Pass	AV	2.3898G	48.84	54.00	-5.16	32.45	3	Horizontal	233	3.19	-
2427MHz	Pass	AV	2.433G	97.10	Inf	-Inf	32.62	3	Horizontal	233	3.19	-
2427MHz	Pass	AV	2.4982G	49.07	54.00	-4.93	32.87	3	Horizontal	233	3.19	-
2427MHz	Pass	PK	2.3358G	59.34	74.00	-14.66	32.24	3	Horizontal	233	3.19	-
2427MHz	Pass	PK	2.4438G	105.47	Inf	-Inf	32.66	3	Horizontal	233	3.19	-
2427MHz	Pass	PK	2.493G	60.37	74.00	-13.63	32.84	3	Horizontal	233	3.19	-
2427MHz	Pass	AV	2.3898G	52.09	54.00	-1.91	32.45	3	Vertical	159	1.43	-
2427MHz	Pass	AV	2.4194G	106.81	Inf	-Inf	32.56	3	Vertical	159	1.43	-
2427MHz	Pass	AV	2.4982G	49.07	54.00	-4.93	32.87	3	Vertical	159	1.43	-
2427MHz	Pass	PK	2.3894G	62.29	74.00	-11.71	32.45	3	Vertical	159	1.43	-
2427MHz	Pass	PK	2.4166G	115.42	Inf	-Inf	32.55	3	Vertical	159	1.43	-
2427MHz	Pass	PK	2.4978G	60.09	74.00	-13.91	32.86	3	Vertical	159	1.43	-
2432MHz	Pass	AV	2.389998G	48.84	54.00	-5.16	32.45	3	Horizontal	225	1.90	-
2432MHz	Pass	AV	2.4404G	96.79	Inf	-Inf	32.64	3	Horizontal	225	1.90	-
2432MHz	Pass	AV	2.4988G	49.07	54.00	-4.93	32.87	3	Horizontal	225	1.90	-
2432MHz	Pass	PK	2.3688G	59.88	74.00	-14.12	32.37	3	Horizontal	225	1.90	-
2432MHz	Pass	PK	2.4408G	105.02	Inf	-Inf	32.65	3	Horizontal	225	1.90	-
2432MHz	Pass	PK	2.4844G	61.14	74.00	-12.86	32.81	3	Horizontal	225	1.90	-



RSE TX above 1GHz Result

Appendix F

Mode	Result	Type	Freq (Hz)	Level (dBuV/m)	Limit (dBuV/m)	Margin (dB)	Factor (dB)	Dist (m)	Condition	Azimuth (°)	Height (m)	Comments
2432MHz	Pass	AV	2.389998G	52.09	54.00	-1.91	32.45	3	Vertical	159	1.45	-
2432MHz	Pass	AV	2.4232G	106.78	Inf	-Inf	32.58	3	Vertical	159	1.45	-
2432MHz	Pass	AV	2.4992G	49.07	54.00	-4.93	32.87	3	Vertical	159	1.45	-
2432MHz	Pass	PK	2.389998G	61.69	74.00	-12.31	32.45	3	Vertical	159	1.45	-
2432MHz	Pass	PK	2.4252G	115.78	Inf	-Inf	32.59	3	Vertical	159	1.45	-
2432MHz	Pass	PK	2.483502G	60.12	74.00	-13.88	32.81	3	Vertical	159	1.45	-
2437MHz	Pass	AV	2.3898G	49.60	54.00	-4.40	32.45	3	Horizontal	226	1.93	-
2437MHz	Pass	AV	2.443G	98.19	Inf	-Inf	32.65	3	Horizontal	226	1.93	-
2437MHz	Pass	AV	2.483502G	49.59	54.00	-4.41	32.81	3	Horizontal	226	1.93	-
2437MHz	Pass	PK	2.3414G	59.39	74.00	-14.61	32.27	3	Horizontal	226	1.93	-
2437MHz	Pass	PK	2.4346G	106.20	Inf	-Inf	32.62	3	Horizontal	226	1.93	-
2437MHz	Pass	PK	2.491G	61.16	74.00	-12.84	32.84	3	Horizontal	226	1.93	-
2437MHz	Pass	AV	2.3898G	53.75	54.00	-0.25	32.45	3	Vertical	164	1.63	-
2437MHz	Pass	AV	2.4442G	108.39	Inf	-Inf	32.66	3	Vertical	164	1.63	-
2437MHz	Pass	AV	2.483502G	51.96	54.00	-2.04	32.81	3	Vertical	164	1.63	-
2437MHz	Pass	PK	2.3898G	65.36	74.00	-8.64	32.45	3	Vertical	164	1.63	-
2437MHz	Pass	PK	2.4454G	116.75	Inf	-Inf	32.66	3	Vertical	164	1.63	-
2437MHz	Pass	PK	2.4842G	63.82	74.00	-10.18	32.81	3	Vertical	164	1.63	-
2437MHz	Pass	AV	4.8528G	32.94	54.00	-21.06	1.30	3	Horizontal	132	2.75	-
2437MHz	Pass	PK	4.873G	43.46	74.00	-30.54	1.34	3	Horizontal	132	2.75	-
2437MHz	Pass	AV	4.8956G	34.52	54.00	-19.48	1.38	3	Vertical	9	1.82	-
2437MHz	Pass	PK	4.8874G	44.90	74.00	-29.10	1.37	3	Vertical	9	1.82	-
2442MHz	Pass	AV	2.389998G	48.57	54.00	-5.43	32.45	3	Horizontal	235	3.19	-
2442MHz	Pass	AV	2.4344G	98.38	Inf	-Inf	32.62	3	Horizontal	235	3.19	-
2442MHz	Pass	AV	2.483502G	49.85	54.00	-4.15	32.81	3	Horizontal	235	3.19	-
2442MHz	Pass	PK	2.3484G	58.97	74.00	-15.03	32.30	3	Horizontal	235	3.19	-
2442MHz	Pass	PK	2.4396G	106.87	Inf	-Inf	32.64	3	Horizontal	235	3.19	-
2442MHz	Pass	PK	2.484G	61.21	74.00	-12.79	32.81	3	Horizontal	235	3.19	-
2442MHz	Pass	AV	2.389998G	51.14	54.00	-2.86	32.45	3	Vertical	164	2.27	-
2442MHz	Pass	AV	2.4344G	108.02	Inf	-Inf	32.62	3	Vertical	164	2.27	-
2442MHz	Pass	AV	2.483502G	52.92	54.00	-1.08	32.81	3	Vertical	164	2.27	-
2442MHz	Pass	PK	2.389998G	62.81	74.00	-11.19	32.45	3	Vertical	164	2.27	-
2442MHz	Pass	PK	2.4352G	116.50	Inf	-Inf	32.62	3	Vertical	164	2.27	-
2442MHz	Pass	PK	2.483502G	63.52	74.00	-10.48	32.81	3	Vertical	164	2.27	-
2447MHz	Pass	AV	2.3894G	48.01	54.00	-5.99	32.45	3	Horizontal	226	1.88	-
2447MHz	Pass	AV	2.4394G	96.79	Inf	-Inf	32.64	3	Horizontal	226	1.88	-
2447MHz	Pass	AV	2.4846G	50.36	54.00	-3.64	32.81	3	Horizontal	226	1.88	-
2447MHz	Pass	PK	2.3566G	59.45	74.00	-14.55	32.33	3	Horizontal	226	1.88	-
2447MHz	Pass	PK	2.4438G	104.92	Inf	-Inf	32.66	3	Horizontal	226	1.88	-
2447MHz	Pass	PK	2.4846G	61.07	74.00	-12.93	32.81	3	Horizontal	226	1.88	-
2447MHz	Pass	AV	2.3898G	48.57	54.00	-5.43	32.45	3	Vertical	163	2.20	-
2447MHz	Pass	AV	2.4394G	107.19	Inf	-Inf	32.64	3	Vertical	163	2.20	-
2447MHz	Pass	AV	2.483502G	52.15	54.00	-1.85	32.81	3	Vertical	163	2.20	-
2447MHz	Pass	PK	2.3498G	59.19	74.00	-14.81	32.30	3	Vertical	163	2.20	-
2447MHz	Pass	PK	2.4402G	115.67	Inf	-Inf	32.64	3	Vertical	163	2.20	-
2447MHz	Pass	PK	2.4838G	63.87	74.00	-10.13	32.81	3	Vertical	163	2.20	-
2452MHz	Pass	AV	2.389998G	47.73	54.00	-6.27	32.45	3	Horizontal	225	1.92	-
2452MHz	Pass	AV	2.4432G	96.80	Inf	-Inf	32.65	3	Horizontal	225	1.92	-
2452MHz	Pass	AV	2.483502G	50.62	54.00	-3.38	32.81	3	Horizontal	225	1.92	-



RSE TX above 1GHz Result

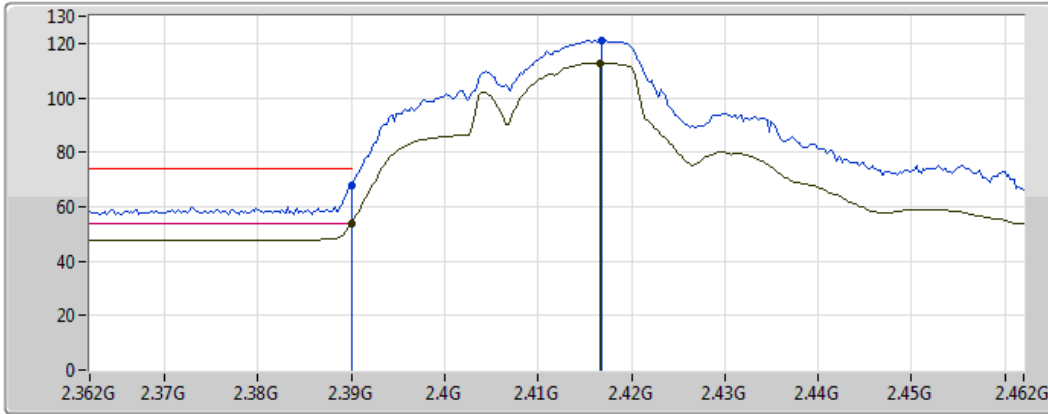
Appendix F





Mode	Result	Type	Freq (Hz)	Level (dBuV/m)	Limit (dBuV/m)	Margin (dB)	Factor (dB)	Dist (m)	Condition	Azimuth (°)	Height (m)	Comments
2452MHz	Pass	PK	2.3604G	59.28	74.00	-14.72	32.34	3	Horizontal	225	1.92	-
2452MHz	Pass	PK	2.4424G	105.46	Inf	-Inf	32.65	3	Horizontal	225	1.92	-
2452MHz	Pass	PK	2.4856G	61.67	74.00	-12.33	32.81	3	Horizontal	225	1.92	-
2452MHz	Pass	AV	2.3896G	47.74	54.00	-6.26	32.45	3	Vertical	212	2.21	-
2452MHz	Pass	AV	2.3896G	47.74	54.00	-6.26	32.45	3	Vertical	212	2.21	-
2452MHz	Pass	AV	2.483502G	53.66	54.00	-0.34	32.81	3	Vertical	212	2.21	-
2452MHz	Pass	PK	2.368G	60.03	74.00	-13.97	32.37	3	Vertical	212	2.21	-
2452MHz	Pass	PK	2.4488G	115.47	Inf	-Inf	32.68	3	Vertical	212	2.21	-
2452MHz	Pass	PK	2.486G	68.87	74.00	-5.13	32.81	3	Vertical	212	2.21	-
2452MHz	Pass	AV	4.9232G	33.79	54.00	-20.21	1.44	3	Horizontal	237	1.48	-
2452MHz	Pass	PK	4.9274G	44.15	74.00	-29.85	1.45	3	Horizontal	237	1.48	-
2452MHz	Pass	AV	4.9164G	34.18	54.00	-19.82	1.42	3	Vertical	95	2.50	-
2452MHz	Pass	PK	4.9222G	44.81	74.00	-29.19	1.44	3	Vertical	95	2.50	-

802.11b_Nss1,(1Mbps)_2TX

2412MHz_TX

16/04/2018



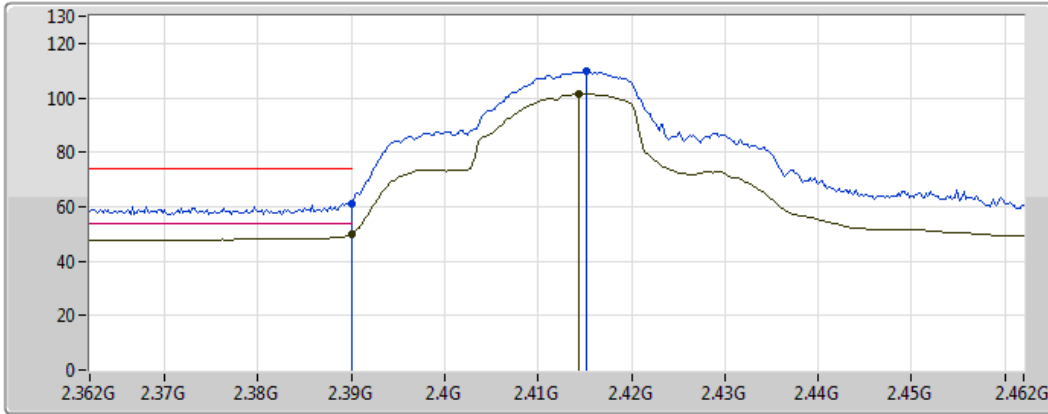
Lim.PK	
PK	
Lim.AV	
AV	

Type	Freq (Hz)	Level (dBuV/m)	Limit (dBuV/m)	Margin (dB)	Factor (dB)	Dist (m)	Condition	Azimuth (°)	Height (m)	Comments	Raw (dBuV)	AF (dB)	CL (dB)	PA (dB)
AV	2.389998G	53.60	54.00	-0.40	32.45	3	Vertical	229	1.82	-	21.15	27.31	5.14	-
AV	2.4166G	112.87	Inf	-Inf	32.55	3	Vertical	229	1.82	-	80.32	27.38	5.17	-
PK	2.389998G	67.65	74.00	-6.35	32.45	3	Vertical	229	1.82	-	35.20	27.31	5.14	-
PK	2.4166G	121.23	Inf	-Inf	32.55	3	Vertical	229	1.82	-	88.68	27.38	5.17	-

802.11b_Nss1,(1Mbps)_2TX

2412MHz_TX

16/04/2018

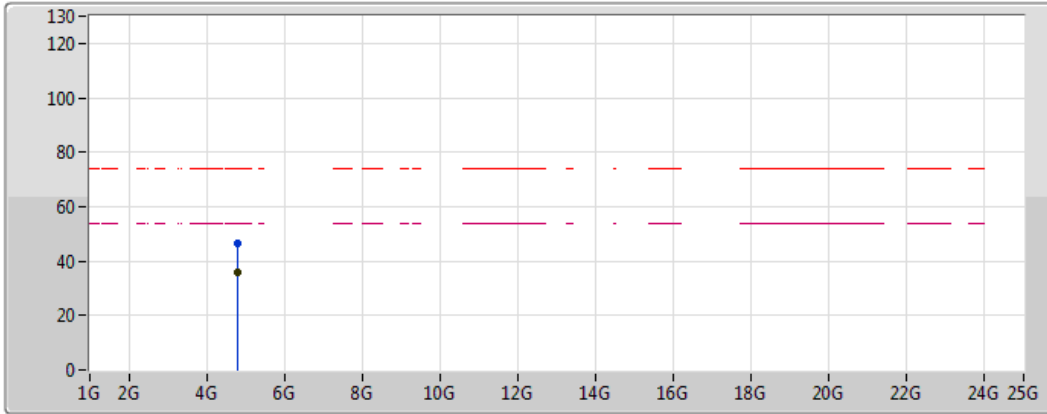






Type	Freq (Hz)	Level (dBuV/m)	Limit (dBuV/m)	Margin (dB)	Factor (dB)	Dist (m)	Condition	Azimuth (°)	Height (m)	Comments	Raw (dBuV)	AF (dB)	CL (dB)	PA (dB)
AV	2.389998G	49.84	54.00	-4.16	32.45	3	Horizontal	82	1.50	-	17.39	27.31	5.14	-
AV	2.4144G	101.38	Inf	-Inf	32.54	3	Horizontal	82	1.50	-	68.84	27.38	5.17	-
PK	2.389998G	61.28	74.00	-12.72	32.45	3	Horizontal	82	1.50	-	28.83	27.31	5.14	-
PK	2.4152G	109.73	Inf	-Inf	32.55	3	Horizontal	82	1.50	-	77.18	27.38	5.17	-

802.11b_Nss1,(1Mbps)_2TX

2412MHz_TX

19/04/2018



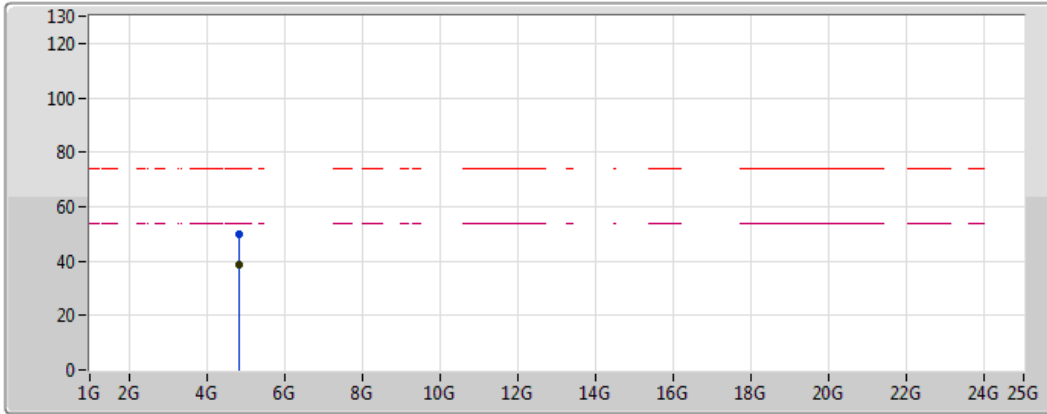
Lim.PK	
PK	
Lim.AV	
AV	

Type	Freq (Hz)	Level (dBuV/m)	Limit (dBuV/m)	Margin (dB)	Factor (dB)	Dist (m)	Condition	Azimuth (°)	Height (m)	Comments	Raw (dBuV)	AF (dB)	CL (dB)	PA (dB)
AV	4.814G	35.96	54.00	-18.04	1.23	3	Vertical	206	1.44	-	34.73	31.20	5.20	35.17
PK	4.814G	46.66	74.00	-27.34	1.23	3	Vertical	206	1.44	-	45.43	31.20	5.20	35.17

802.11b_Nss1,(1Mbps)_2TX

2412MHz_TX

19/04/2018

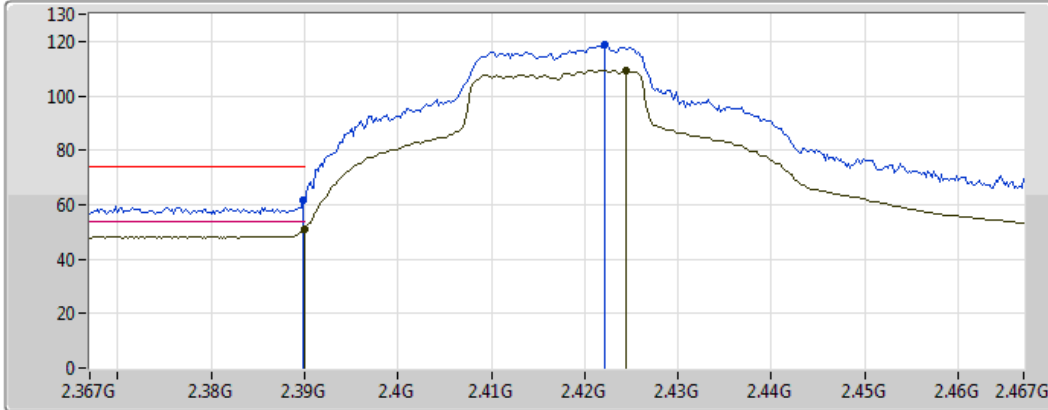


Type	Freq (Hz)	Level (dBuV/m)	Limit (dBuV/m)	Margin (dB)	Factor (dB)	Dist (m)	Condition	Azimuth (°)	Height (m)	Comments	Raw (dBuV)	AF (dB)	CL (dB)	PA (dB)
AV	4.8278G	38.91	54.00	-15.09	1.25	3	Horizontal	152	2.13	-	37.66	31.22	5.21	35.18
PK	4.8272G	49.69	74.00	-24.31	1.25	3	Horizontal	152	2.13	-	48.44	31.22	5.21	35.18

802.11b_Nss1,(1Mbps)_2TX

2417MHz_TX

19/04/2018

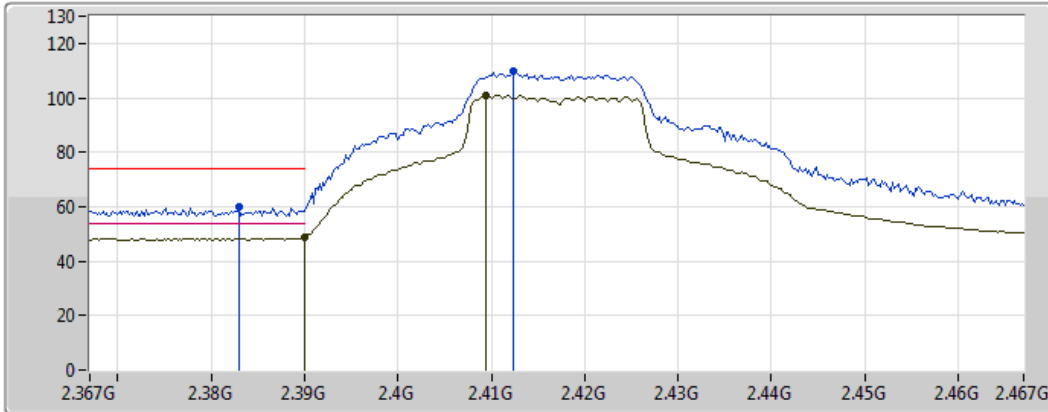


Type	Freq (Hz)	Level (dBuV/m)	Limit (dBuV/m)	Margin (dB)	Factor (dB)	Dist (m)	Condition	Azimuth (°)	Height (m)	Comments	Raw (dBuV)	AF (dB)	CL (dB)	PA (dB)
AV	2.389998G	50.74	54.00	-3.26	32.45	3	Vertical	164	1.49	-	18.29	27.31	5.14	-
AV	2.4244G	109.39	Inf	-Inf	32.58	3	Vertical	164	1.49	-	76.81	27.40	5.18	-
PK	2.3898G	61.75	74.00	-12.25	32.45	3	Vertical	164	1.49	-	29.30	27.31	5.14	-
PK	2.4222G	118.63	Inf	-Inf	32.57	3	Vertical	164	1.49	-	86.06	27.40	5.18	-

802.11b_Nss1,(1Mbps)_2TX

2417MHz_TX

19/04/2018



Legend for the spectrum plot:

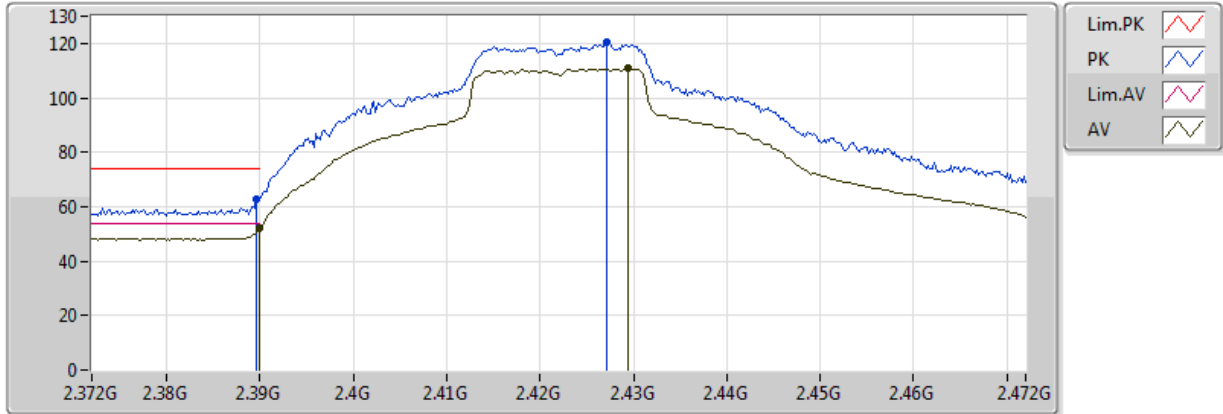
- Lim.PK: Red line with a peak icon
- PK: Blue line with a peak icon
- Lim.AV: Red line with a valley icon
- AV: Blue line with a valley icon

Type	Freq (Hz)	Level (dBuV/m)	Limit (dBuV/m)	Margin (dB)	Factor (dB)	Dist (m)	Condition	Azimuth (°)	Height (m)	Comments	Raw (dBuV)	AF (dB)	CL (dB)	PA (dB)
AV	2.389998G	48.85	54.00	-5.15	32.45	3	Horizontal	232	2.78	-	16.40	27.31	5.14	-
AV	2.4094G	101.12	Inf	-Inf	32.53	3	Horizontal	232	2.78	-	68.59	27.36	5.16	-
PK	2.383G	59.79	74.00	-14.21	32.43	3	Horizontal	232	2.78	-	27.36	27.30	5.13	-
PK	2.4124G	109.73	Inf	-Inf	32.54	3	Horizontal	232	2.78	-	77.19	27.37	5.16	-

802.11b_Nss1,(1Mbps)_2TX

2422MHz_TX

19/04/2018

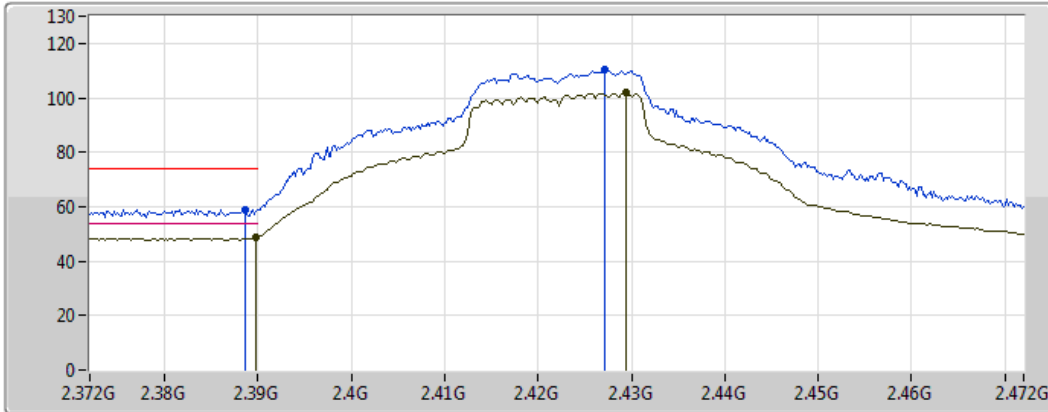


Type	Freq (Hz)	Level (dBuV/m)	Limit (dBuV/m)	Margin (dB)	Factor (dB)	Dist (m)	Condition	Azimuth (°)	Height (m)	Comments	Raw (dBuV)	AF (dB)	CL (dB)	PA (dB)
AV	2.389998G	52.28	54.00	-1.72	32.45	3	Vertical	157	2.04	-	19.83	27.31	5.14	-
AV	2.4294G	111.00	Inf	-Inf	32.60	3	Vertical	157	2.04	-	78.40	27.42	5.19	-
PK	2.3896G	62.56	74.00	-11.44	32.45	3	Vertical	157	2.04	-	30.11	27.31	5.14	-
PK	2.4272G	120.28	Inf	-Inf	32.59	3	Vertical	157	2.04	-	87.69	27.41	5.18	-





802.11b_Nss1,(1Mbps)_2TX

2422MHz_TX

19/04/2018



Legend:

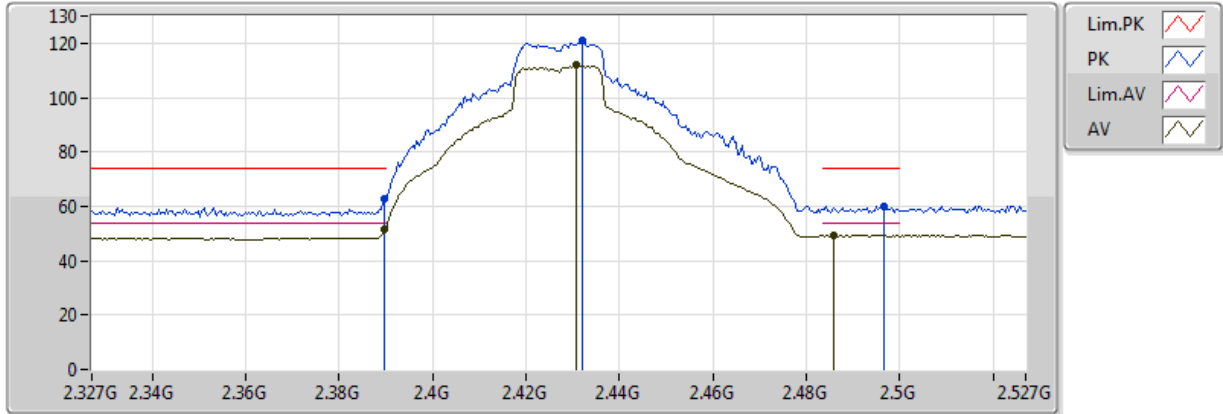
- Lim.PK 
- PK 
- Lim.AV 
- AV 

Type	Freq (Hz)	Level (dBuV/m)	Limit (dBuV/m)	Margin (dB)	Factor (dB)	Dist (m)	Condition	Azimuth (°)	Height (m)	Comments	Raw (dBuV)	AF (dB)	CL (dB)	PA (dB)
AV	2.3898G	48.58	54.00	-5.42	32.45	3	Horizontal	301	1.40	-	16.13	27.31	5.14	-
AV	2.4294G	101.77	Inf	-Inf	32.60	3	Horizontal	301	1.40	-	69.17	27.42	5.19	-
PK	2.3886G	58.95	74.00	-15.05	32.45	3	Horizontal	301	1.40	-	26.50	27.31	5.14	-
PK	2.4272G	110.55	Inf	-Inf	32.59	3	Horizontal	301	1.40	-	77.96	27.41	5.18	-

802.11b_Nss1,(1Mbps)_2TX

2427MHz_TX

19/04/2018

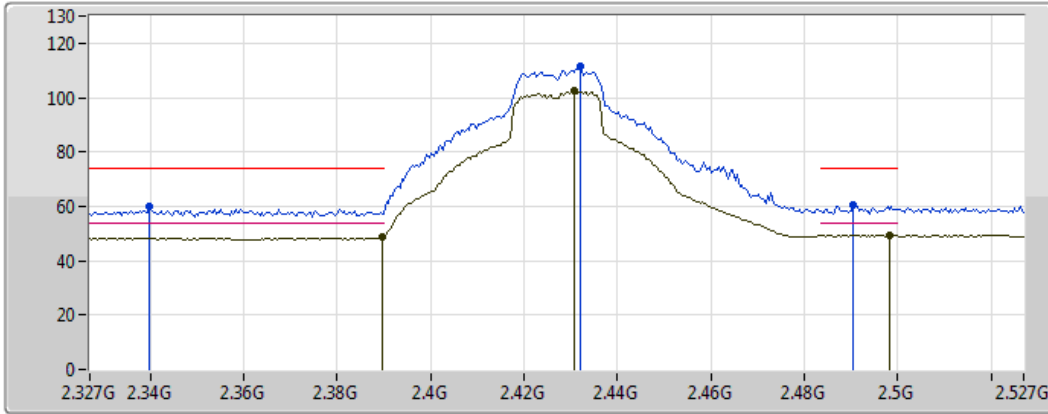


Type	Freq (Hz)	Level (dBuV/m)	Limit (dBuV/m)	Margin (dB)	Factor (dB)	Dist (m)	Condition	Azimuth (°)	Height (m)	Comments	Raw (dBuV)	AF (dB)	CL (dB)	PA (dB)
AV	2.3898G	51.35	54.00	-2.65	32.45	3	Vertical	159	2.05	-	18.90	27.31	5.14	-
AV	2.4306G	111.88	Inf	-Inf	32.61	3	Vertical	159	2.05	-	79.27	27.42	5.19	-
AV	2.4858G	49.32	54.00	-4.68	32.81	3	Vertical	159	2.05	-	16.51	27.56	5.25	-
PK	2.3898G	62.72	74.00	-11.28	32.45	3	Vertical	159	2.05	-	30.27	27.31	5.14	-
PK	2.4322G	121.29	Inf	-Inf	32.61	3	Vertical	159	2.05	-	88.68	27.42	5.19	-
PK	2.4966G	60.10	74.00	-13.90	32.86	3	Vertical	159	2.05	-	27.24	27.59	5.27	-

802.11b_Nss1,(1Mbps)_2TX

2427MHz_TX

19/04/2018



Legend for the spectrum plot:

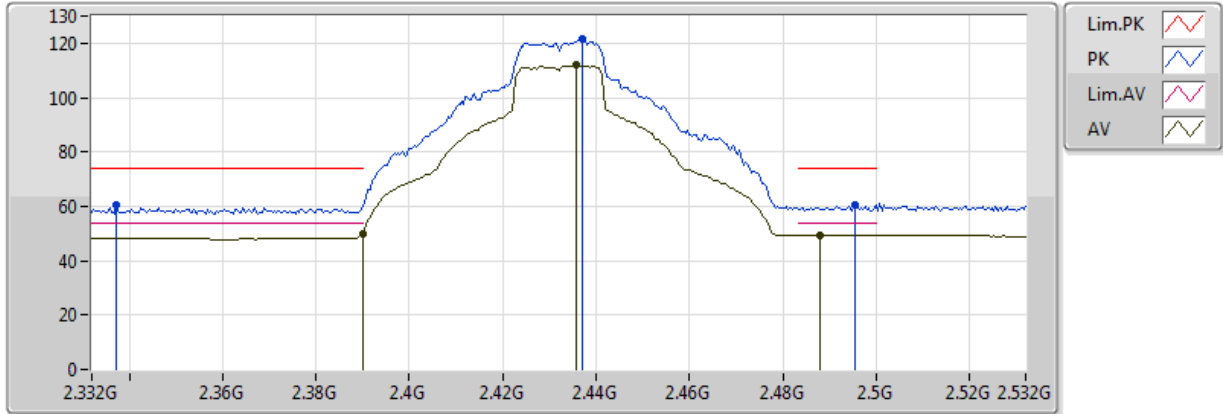
- Lim.PK: Red line with a peak icon
- PK: Blue line with a peak icon
- Lim.AV: Red line with a valley icon
- AV: Blue line with a valley icon

Type	Freq (Hz)	Level (dBuV/m)	Limit (dBuV/m)	Margin (dB)	Factor (dB)	Dist (m)	Condition	Azimuth (°)	Height (m)	Comments	Raw (dBuV)	AF (dB)	CL (dB)	PA (dB)
AV	2.3898G	48.58	54.00	-5.42	32.45	3	Horizontal	301	1.41	-	16.13	27.31	5.14	-
AV	2.4306G	102.44	Inf	-Inf	32.61	3	Horizontal	301	1.41	-	69.83	27.42	5.19	-
AV	2.4982G	49.08	54.00	-4.92	32.87	3	Horizontal	301	1.41	-	16.21	27.60	5.27	-
PK	2.3398G	59.77	74.00	-14.23	32.26	3	Horizontal	301	1.41	-	27.51	27.18	5.08	-
PK	2.4322G	111.46	Inf	-Inf	32.61	3	Horizontal	301	1.41	-	78.85	27.42	5.19	-
PK	2.4906G	60.31	74.00	-13.69	32.84	3	Horizontal	301	1.41	-	27.47	27.58	5.26	-

802.11b_Nss1,(1Mbps)_2TX

2432MHz_TX

19/04/2018

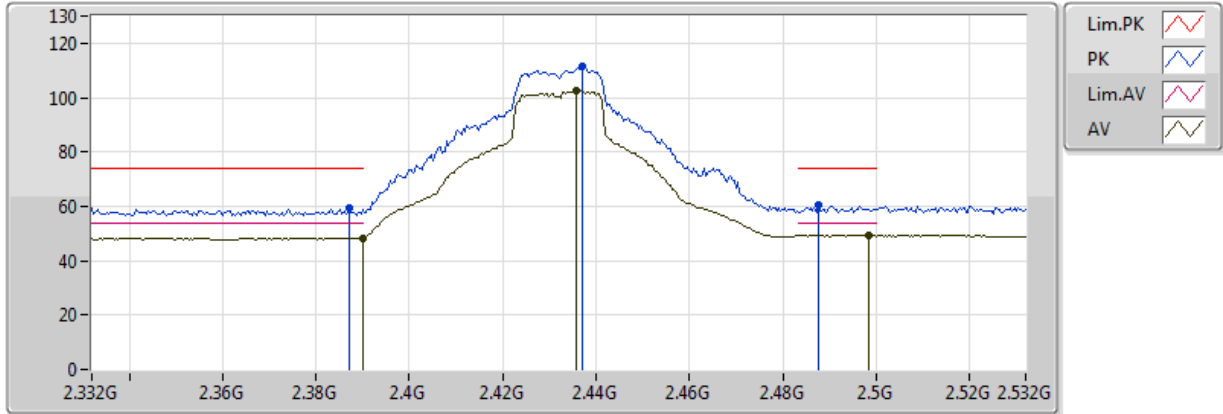


Type	Freq (Hz)	Level (dBuV/m)	Limit (dBuV/m)	Margin (dB)	Factor (dB)	Dist (m)	Condition	Azimuth (°)	Height (m)	Comments	Raw (dBuV)	AF (dB)	CL (dB)	PA (dB)
AV	2.389998G	50.08	54.00	-3.92	32.45	3	Vertical	156	2.02	-	17.63	27.31	5.14	-
AV	2.488G	49.34	54.00	-4.66	32.83	3	Vertical	156	2.02	-	16.51	27.57	5.26	-
AV	2.4356G	111.96	Inf	-Inf	32.63	3	Vertical	156	2.02	-	79.33	27.43	5.19	-
PK	2.3372G	60.40	74.00	-13.60	32.25	3	Vertical	156	2.02	-	28.15	27.18	5.07	-
PK	2.4956G	60.76	74.00	-13.24	32.85	3	Vertical	156	2.02	-	27.91	27.59	5.26	-
PK	2.4372G	121.48	Inf	-Inf	32.63	3	Vertical	156	2.02	-	88.85	27.44	5.19	-

802.11b_Nss1,(1Mbps)_2TX

2432MHz_TX

19/04/2018

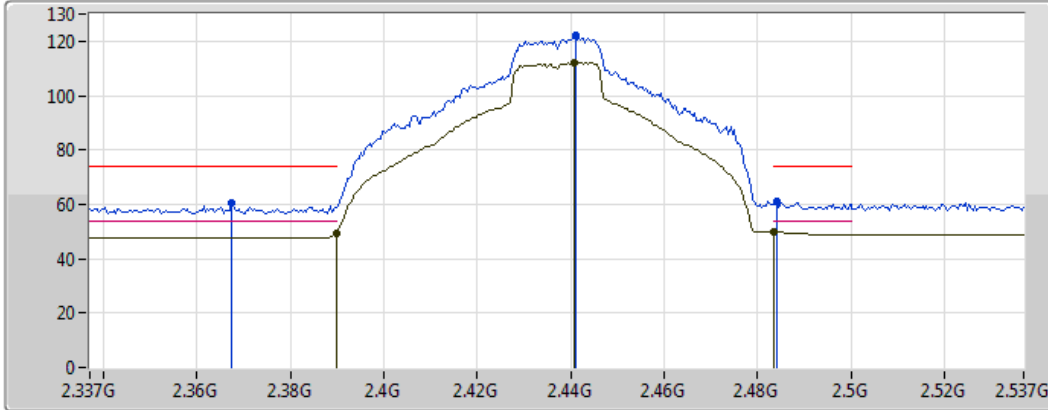






Type	Freq (Hz)	Level (dBuV/m)	Limit (dBuV/m)	Margin (dB)	Factor (dB)	Dist (m)	Condition	Azimuth (°)	Height (m)	Comments	Raw (dBuV)	AF (dB)	CL (dB)	PA (dB)
AV	2.389998G	48.31	54.00	-5.69	32.45	3	Horizontal	296	1.22	-	15.86	27.31	5.14	-
AV	2.4984G	49.08	54.00	-4.92	32.87	3	Horizontal	296	1.22	-	16.21	27.60	5.27	-
AV	2.4356G	102.72	Inf	-Inf	32.63	3	Horizontal	296	1.22	-	70.09	27.43	5.19	-
PK	2.3872G	59.46	74.00	-14.54	32.44	3	Horizontal	296	1.22	-	27.02	27.31	5.13	-
PK	2.4876G	60.31	74.00	-13.69	32.83	3	Horizontal	296	1.22	-	27.48	27.57	5.26	-
PK	2.4372G	111.24	Inf	-Inf	32.63	3	Horizontal	296	1.22	-	78.61	27.44	5.19	-

802.11b_Nss1,(1Mbps)_2TX

2437MHz_TX

23/04/2018



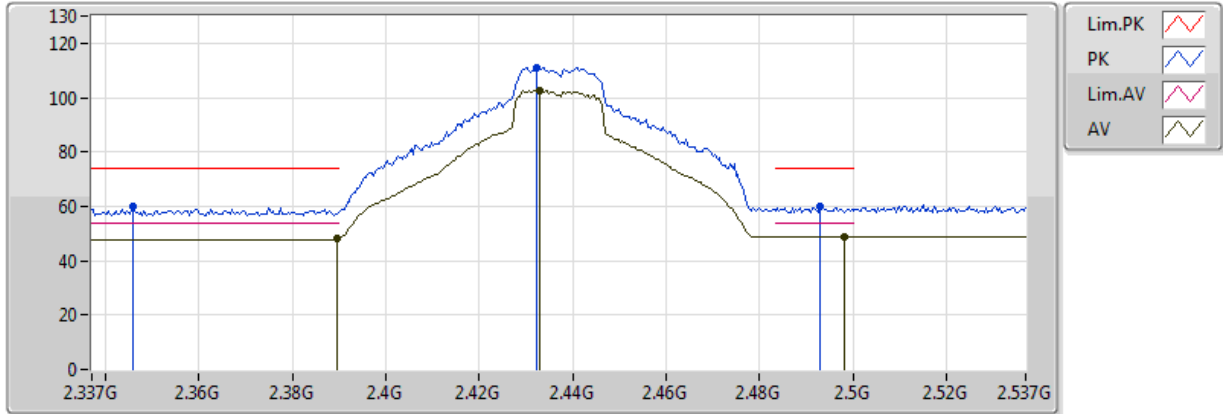
Lim.PK	
PK	
Lim.AV	
AV	

Type	Freq (Hz)	Level (dBuV/m)	Limit (dBuV/m)	Margin (dB)	Factor (dB)	Dist (m)	Condition	Azimuth (°)	Height (m)	Comments	Raw (dBuV)	AF (dB)	CL (dB)	PA (dB)
AV	2.3898G	49.37	54.00	-4.63	32.45	3	Vertical	161	1.25	-	16.92	27.31	5.14	-
AV	2.4406G	112.31	Inf	-Inf	32.64	3	Vertical	161	1.25	-	79.67	27.45	5.20	-
AV	2.483502G	49.61	54.00	-4.39	32.81	3	Vertical	161	1.25	-	16.80	27.56	5.25	-
PK	2.3674G	60.56	74.00	-13.44	32.37	3	Vertical	161	1.25	-	28.19	27.26	5.11	-
PK	2.441G	121.88	Inf	-Inf	32.65	3	Vertical	161	1.25	-	89.23	27.45	5.20	-
PK	2.4842G	60.80	74.00	-13.20	32.81	3	Vertical	161	1.25	-	27.99	27.56	5.25	-

802.11b_Nss1,(1Mbps)_2TX

2437MHz_TX

23/04/2018

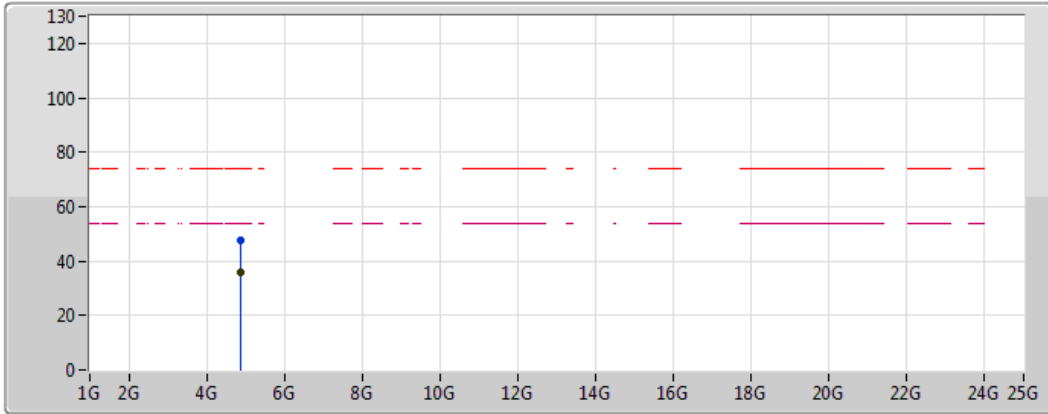






Type	Freq (Hz)	Level (dBuV/m)	Limit (dBuV/m)	Margin (dB)	Factor (dB)	Dist (m)	Condition	Azimuth (°)	Height (m)	Comments	Raw (dBuV)	AF (dB)	CL (dB)	PA (dB)
AV	2.3894G	48.03	54.00	-5.97	32.45	3	Horizontal	296	3.15	-	15.58	27.31	5.14	-
AV	2.433G	102.77	Inf	-Inf	32.62	3	Horizontal	296	3.15	-	70.15	27.43	5.19	-
AV	2.4982G	48.80	54.00	-5.20	32.87	3	Horizontal	296	3.15	-	15.93	27.60	5.27	-
PK	2.3458G	60.15	74.00	-13.85	32.28	3	Horizontal	296	3.15	-	27.87	27.20	5.08	-
PK	2.4322G	111.17	Inf	-Inf	32.61	3	Horizontal	296	3.15	-	78.56	27.42	5.19	-
PK	2.493G	59.77	74.00	-14.23	32.84	3	Horizontal	296	3.15	-	26.93	27.58	5.26	-

802.11b_Nss1,(1Mbps)_2TX

2437MHz_TX

23/04/2018



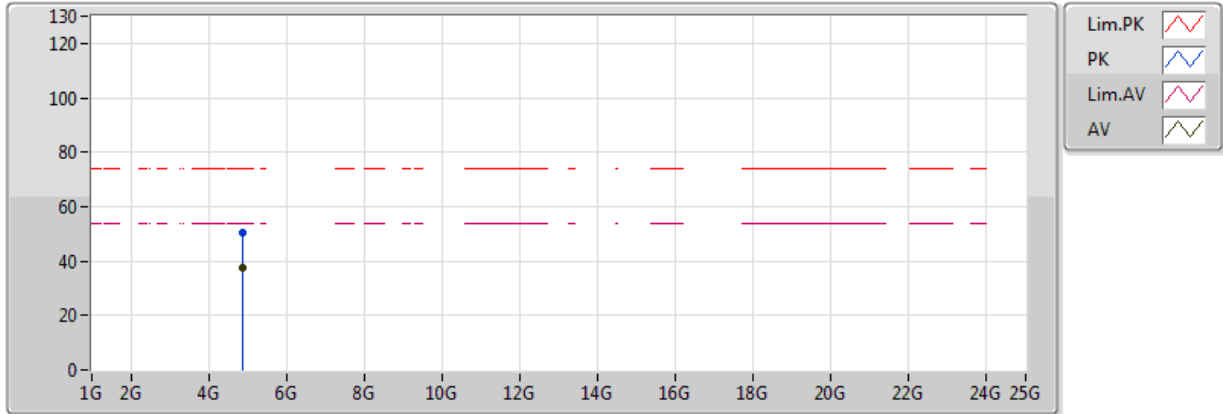
Lim.PK	
PK	
Lim.AV	
AV	

Type	Freq (Hz)	Level (dBuV/m)	Limit (dBuV/m)	Margin (dB)	Factor (dB)	Dist (m)	Condition	Azimuth (°)	Height (m)	Comments	Raw (dBuV)	AF (dB)	CL (dB)	PA (dB)
AV	4.87934G	35.62	54.00	-18.38	3.25	3	Vertical	48	1.54	-	32.37	31.38	6.45	34.57
PK	4.87946G	47.36	74.00	-26.64	3.25	3	Vertical	48	1.54	-	44.11	31.38	6.45	34.57

802.11b_Nss1,(1Mbps)_2TX

2437MHz_TX

23/04/2018

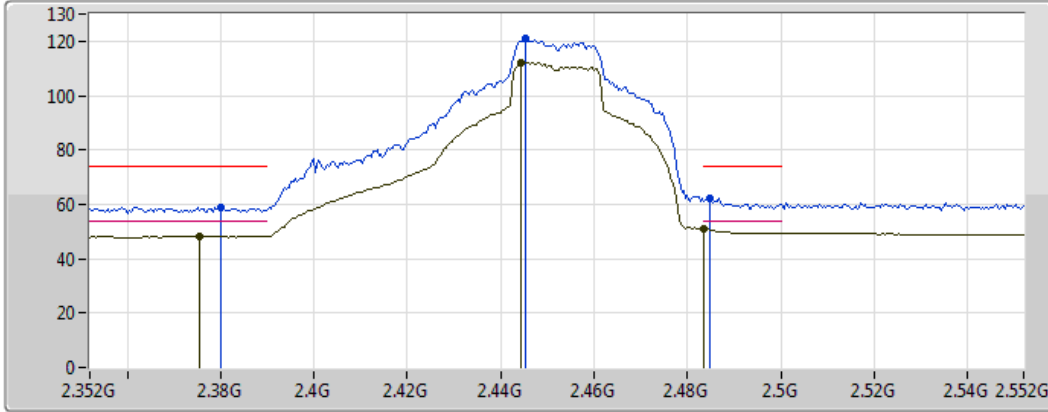






Type	Freq (Hz)	Level (dBuV/m)	Limit (dBuV/m)	Margin (dB)	Factor (dB)	Dist (m)	Condition	Azimuth (°)	Height (m)	Comments	Raw (dBuV)	AF (dB)	CL (dB)	PA (dB)
AV	4.87436G	37.67	54.00	-16.33	3.24	3	Horizontal	265	1.47	-	34.43	31.37	6.44	34.58
PK	4.87448G	50.26	74.00	-23.74	3.24	3	Horizontal	265	1.47	-	47.02	31.37	6.44	34.58

802.11b_Nss1,(1Mbps)_2TX

2452MHz_TX

19/04/2018



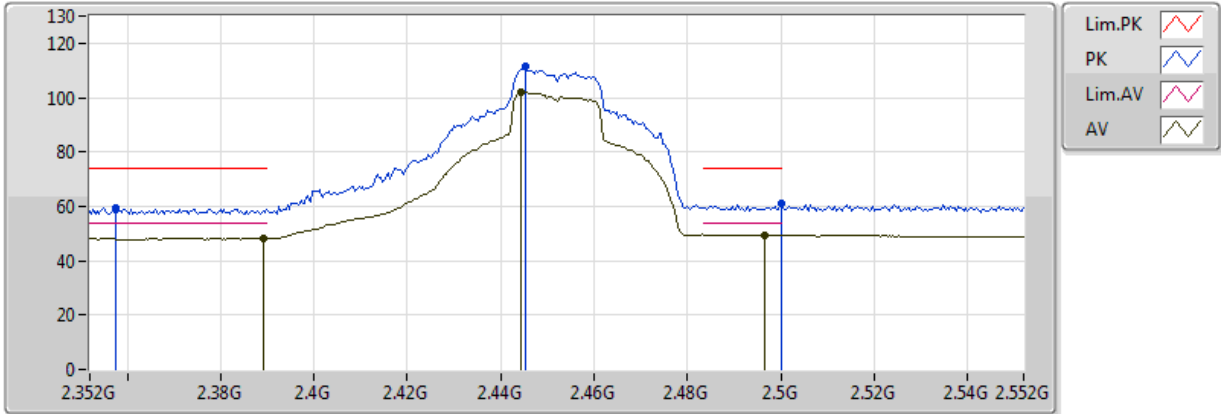
Lim.PK	
PK	
Lim.AV	
AV	

Type	Freq (Hz)	Level (dBuV/m)	Limit (dBuV/m)	Margin (dB)	Factor (dB)	Dist (m)	Condition	Azimuth (°)	Height (m)	Comments	Raw (dBuV)	AF (dB)	CL (dB)	PA (dB)
AV	2.3756G	48.22	54.00	-5.78	32.40	3	Vertical	160	2.24	-	15.82	27.28	5.12	-
AV	2.483502G	50.86	54.00	-3.14	32.81	3	Vertical	160	2.24	-	18.05	27.56	5.25	-
AV	2.4444G	112.28	Inf	-Inf	32.66	3	Vertical	160	2.24	-	79.62	27.46	5.20	-
PK	2.38G	58.81	74.00	-15.19	32.42	3	Vertical	160	2.24	-	26.39	27.29	5.13	-
PK	2.4848G	62.18	74.00	-11.82	32.81	3	Vertical	160	2.24	-	29.37	27.56	5.25	-
PK	2.4452G	121.08	Inf	-Inf	32.66	3	Vertical	160	2.24	-	88.42	27.46	5.20	-

802.11b_Nss1,(1Mbps)_2TX

2452MHz_TX

19/04/2018

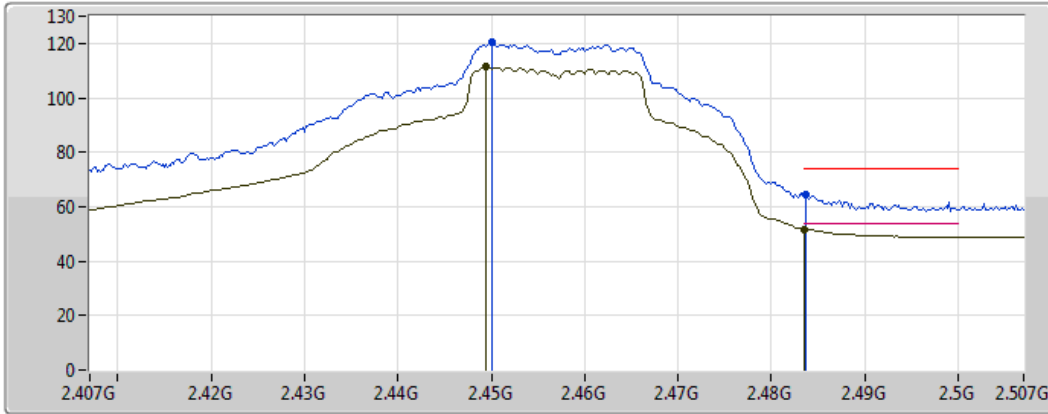






Type	Freq (Hz)	Level (dBuV/m)	Limit (dBuV/m)	Margin (dB)	Factor (dB)	Dist (m)	Condition	Azimuth (°)	Height (m)	Comments	Raw (dBuV)	AF (dB)	CL (dB)	PA (dB)
AV	2.3892G	48.02	54.00	-5.98	32.45	3	Horizontal	183	2.13	-	15.57	27.31	5.14	-
AV	2.4964G	49.36	54.00	-4.64	32.86	3	Horizontal	183	2.13	-	16.50	27.59	5.27	-
AV	2.4444G	102.04	Inf	-Inf	32.66	3	Horizontal	183	2.13	-	69.38	27.46	5.20	-
PK	2.3576G	59.31	74.00	-14.69	32.33	3	Horizontal	183	2.13	-	26.98	27.23	5.10	-
PK	2.499998G	61.33	74.00	-12.67	32.87	3	Horizontal	183	2.13	-	28.46	27.60	5.27	-
PK	2.4452G	111.24	Inf	-Inf	32.66	3	Horizontal	183	2.13	-	78.58	27.46	5.20	-

802.11b_Nss1,(1Mbps)_2TX

2457MHz_TX

19/04/2018



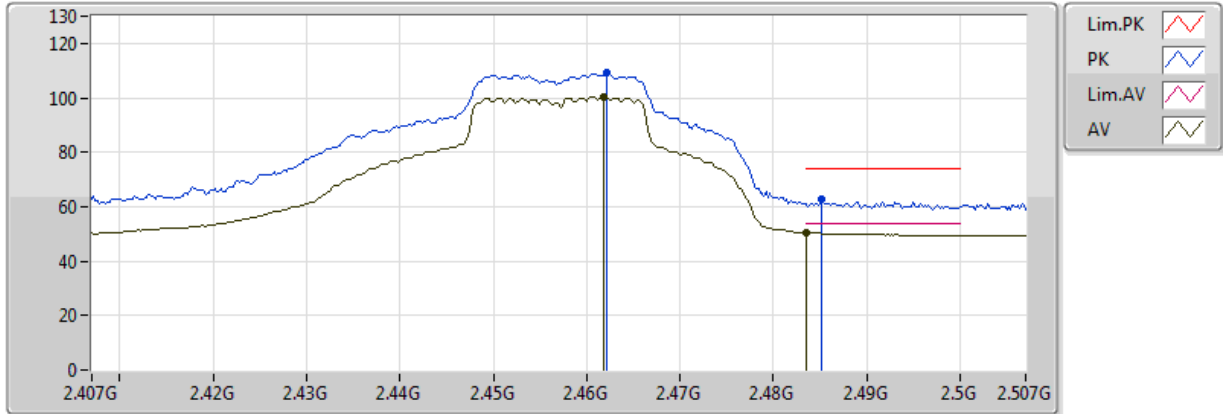
Lim.PK	
PK	
Lim.AV	
AV	

Type	Freq (Hz)	Level (dBuV/m)	Limit (dBuV/m)	Margin (dB)	Factor (dB)	Dist (m)	Condition	Azimuth (°)	Height (m)	Comments	Raw (dBuV)	AF (dB)	CL (dB)	PA (dB)
AV	2.483502G	51.76	54.00	-2.24	32.81	3	Vertical	160	2.25	-	18.95	27.56	5.25	-
AV	2.4494G	111.48	Inf	-Inf	32.68	3	Vertical	160	2.25	-	78.80	27.47	5.21	-
PK	2.4836G	64.23	74.00	-9.77	32.81	3	Vertical	160	2.25	-	31.42	27.56	5.25	-
PK	2.45G	120.39	Inf	-Inf	32.68	3	Vertical	160	2.25	-	87.71	27.47	5.21	-

802.11b_Nss1,(1Mbps)_2TX

2457MHz_TX

19/04/2018

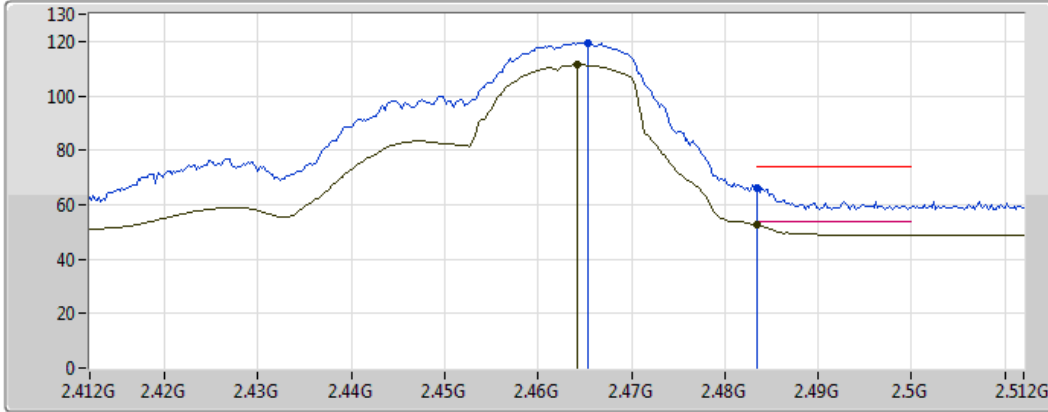






Type	Freq (Hz)	Level (dBuV/m)	Limit (dBuV/m)	Margin (dB)	Factor (dB)	Dist (m)	Condition	Azimuth (°)	Height (m)	Comments	Raw (dBuV)	AF (dB)	CL (dB)	PA (dB)
AV	2.483502G	50.62	54.00	-3.38	32.81	3	Horizontal	132	1.50	-	17.81	27.56	5.25	-
AV	2.4618G	100.41	Inf	-Inf	32.72	3	Horizontal	132	1.50	-	67.69	27.50	5.22	-
PK	2.4852G	62.77	74.00	-11.23	32.81	3	Horizontal	132	1.50	-	29.96	27.56	5.25	-
PK	2.4622G	109.03	Inf	-Inf	32.73	3	Horizontal	132	1.50	-	76.30	27.50	5.22	-

802.11b_Nss1,(1Mbps)_2TX

2462MHz_TX

16/04/2018



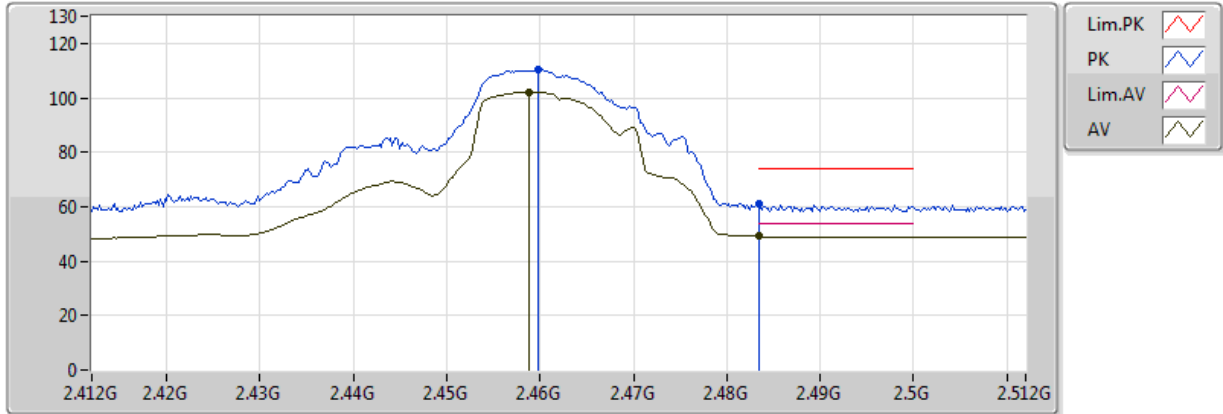
Lim.PK	
PK	
Lim.AV	
AV	

Type	Freq (Hz)	Level (dBuV/m)	Limit (dBuV/m)	Margin (dB)	Factor (dB)	Dist (m)	Condition	Azimuth (°)	Height (m)	Comments	Raw (dBuV)	AF (dB)	CL (dB)	PA (dB)
AV	2.4642G	111.36	Inf	-Inf	32.73	3	Vertical	214	2.02	-	78.63	27.51	5.23	-
AV	2.483502G	52.56	54.00	-1.44	32.81	3	Vertical	214	2.02	-	19.75	27.56	5.25	-
PK	2.4654G	119.52	Inf	-Inf	32.74	3	Vertical	214	2.02	-	86.78	27.51	5.23	-
PK	2.483502G	66.30	74.00	-7.70	32.81	3	Vertical	214	2.02	-	33.49	27.56	5.25	-

802.11b_Nss1,(1Mbps)_2TX

2462MHz_TX

16/04/2018

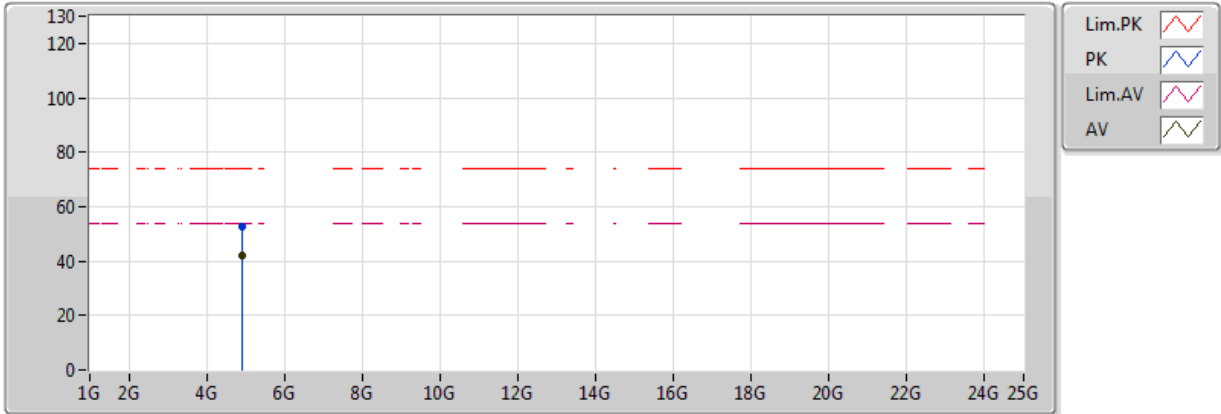


Type	Freq (Hz)	Level (dBuV/m)	Limit (dBuV/m)	Margin (dB)	Factor (dB)	Dist (m)	Condition	Azimuth (°)	Height (m)	Comments	Raw (dBuV)	AF (dB)	CL (dB)	PA (dB)
AV	2.4588G	102.12	Inf	-Inf	32.71	3	Horizontal	232	3.12	-	69.41	27.49	5.22	-
AV	2.483502G	49.32	54.00	-4.68	32.81	3	Horizontal	232	3.12	-	16.51	27.56	5.25	-
PK	2.4598G	110.52	Inf	-Inf	32.72	3	Horizontal	232	3.12	-	77.80	27.50	5.22	-
PK	2.483502G	60.86	74.00	-13.14	32.81	3	Horizontal	232	3.12	-	28.05	27.56	5.25	-

802.11b_Nss1,(1Mbps)_2TX

2462MHz_TX

16/04/2018

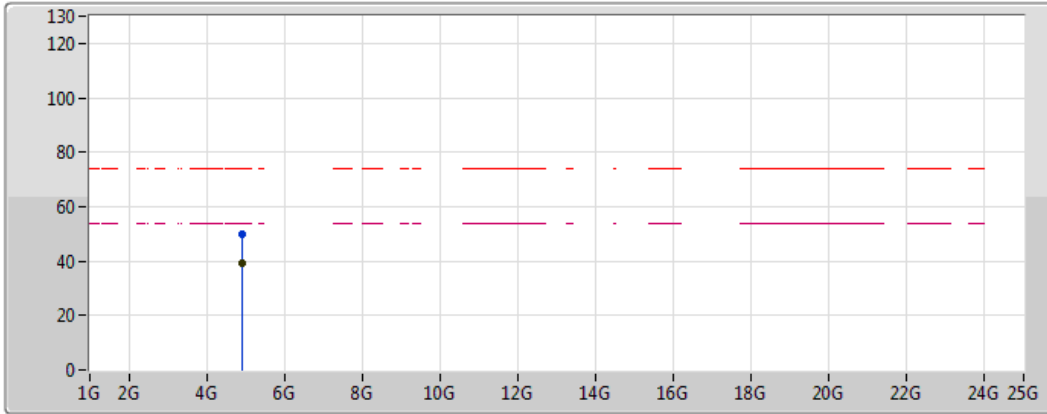


Type	Freq (Hz)	Level (dBuV/m)	Limit (dBuV/m)	Margin (dB)	Factor (dB)	Dist (m)	Condition	Azimuth (°)	Height (m)	Comments	Raw (dBuV)	AF (dB)	CL (dB)	PA (dB)
AV	4.9242G	42.22	54.00	-11.78	1.44	3	Vertical	100	2.70	-	40.78	31.38	5.27	35.20
PK	4.9306G	52.83	74.00	-21.17	1.45	3	Vertical	100	2.70	-	51.38	31.39	5.27	35.21

802.11b_Nss1,(1Mbps)_2TX

2462MHz_TX

16/04/2018

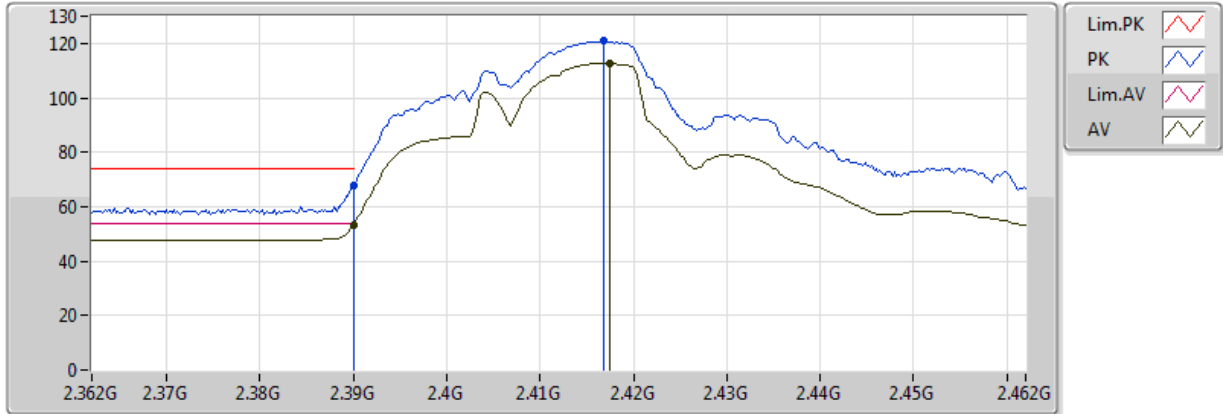


Type	Freq (Hz)	Level (dBuV/m)	Limit (dBuV/m)	Margin (dB)	Factor (dB)	Dist (m)	Condition	Azimuth (°)	Height (m)	Comments	Raw (dBuV)	AF (dB)	CL (dB)	PA (dB)
AV	4.924G	39.37	54.00	-14.63	1.44	3	Horizontal	264	1.49	-	37.93	31.38	5.27	35.20
PK	4.9244G	49.77	74.00	-24.23	1.44	3	Horizontal	264	1.49	-	48.33	31.38	5.27	35.20

802.11g_Nss1,(6Mbps)_2TX

2412MHz_TX

19/04/2018

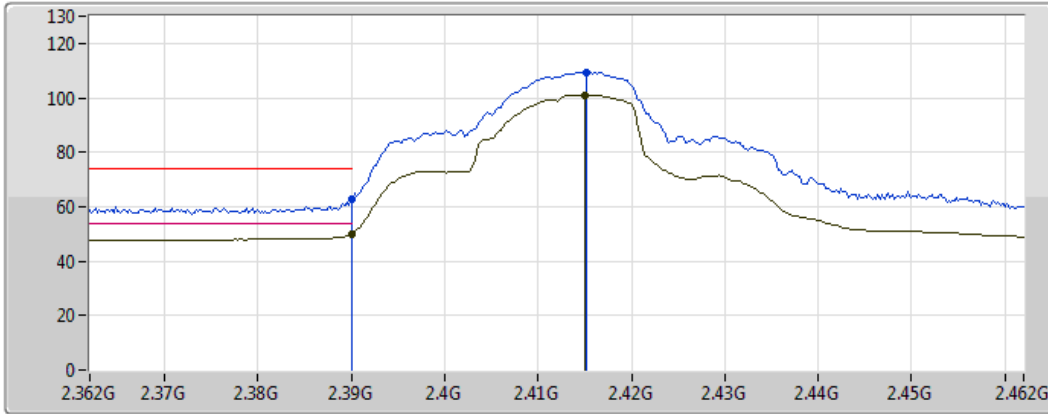


Type	Freq (Hz)	Level (dBuV/m)	Limit (dBuV/m)	Margin (dB)	Factor (dB)	Dist (m)	Condition	Azimuth (°)	Height (m)	Comments	Raw (dBuV)	AF (dB)	CL (dB)	PA (dB)
AV	2.389998G	53.13	54.00	-0.87	32.45	3	Vertical	230	1.81	-	20.68	27.31	5.14	-
AV	2.4174G	112.68	Inf	-Inf	32.56	3	Vertical	230	1.81	-	80.12	27.39	5.17	-
PK	2.389998G	67.62	74.00	-6.38	32.45	3	Vertical	230	1.81	-	35.17	27.31	5.14	-
PK	2.4168G	121.21	Inf	-Inf	32.55	3	Vertical	230	1.81	-	88.66	27.38	5.17	-

802.11g_Nss1,(6Mbps)_2TX

2412MHz_TX

16/04/2018

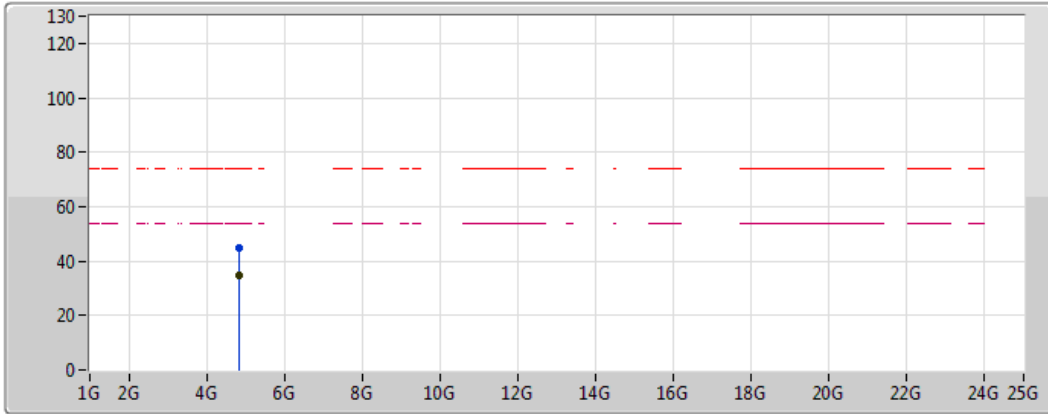






Type	Freq (Hz)	Level (dBuV/m)	Limit (dBuV/m)	Margin (dB)	Factor (dB)	Dist (m)	Condition	Azimuth (°)	Height (m)	Comments	Raw (dBuV)	AF (dB)	CL (dB)	PA (dB)
AV	2.389998G	49.60	54.00	-4.40	32.45	3	Horizontal	81	1.50	-	17.15	27.31	5.14	-
AV	2.415G	101.13	Inf	-Inf	32.55	3	Horizontal	81	1.50	-	68.58	27.38	5.17	-
PK	2.389998G	62.66	74.00	-11.34	32.45	3	Horizontal	81	1.50	-	30.21	27.31	5.14	-
PK	2.4152G	109.54	Inf	-Inf	32.55	3	Horizontal	81	1.50	-	76.99	27.38	5.17	-

802.11g_Nss1,(6Mbps)_2TX

2412MHz_TX

16/04/2018



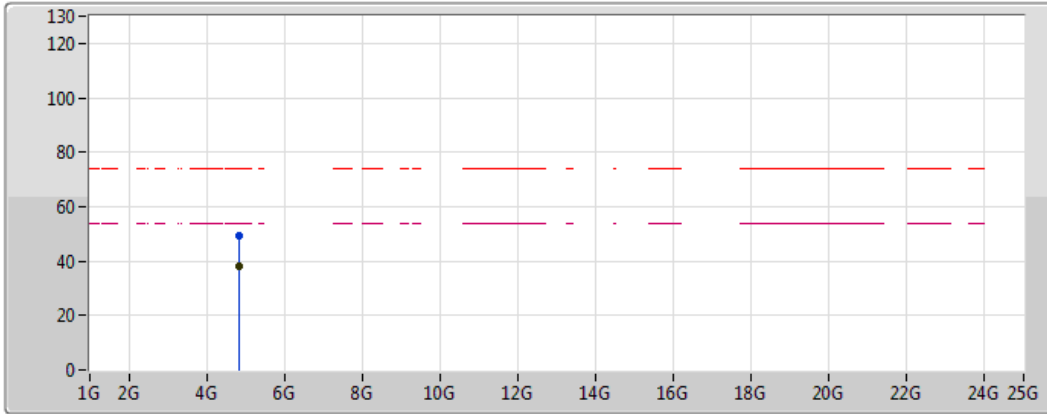
Lim.PK	
PK	
Lim.AV	
AV	

Type	Freq (Hz)	Level (dBuV/m)	Limit (dBuV/m)	Margin (dB)	Factor (dB)	Dist (m)	Condition	Azimuth (°)	Height (m)	Comments	Raw (dBuV)	AF (dB)	CL (dB)	PA (dB)
AV	4.8218G	34.61	54.00	-19.39	1.24	3	Vertical	322	1.48	-	33.37	31.21	5.20	35.18
PK	4.822G	44.81	74.00	-29.19	1.24	3	Vertical	322	1.48	-	43.57	31.22	5.20	35.18

802.11g_Nss1,(6Mbps)_2TX

2412MHz_TX

16/04/2018

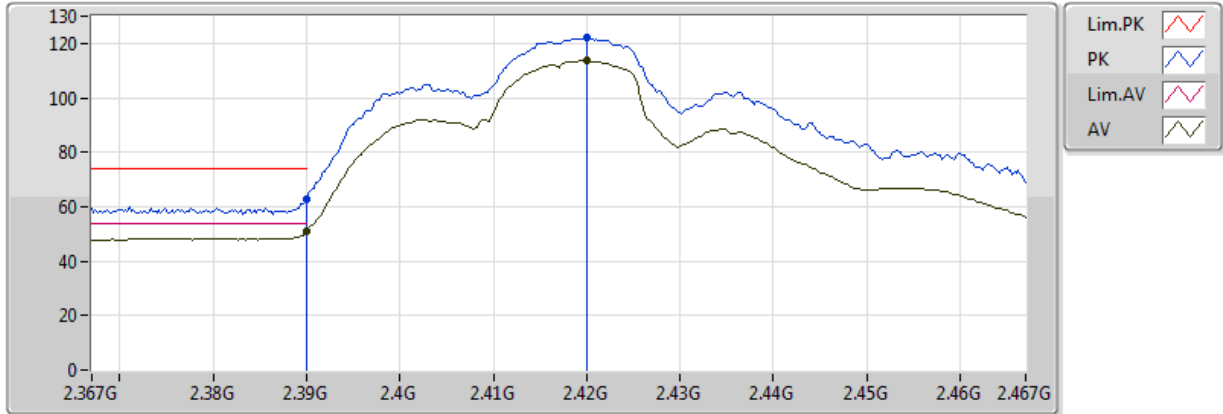


Type	Freq (Hz)	Level (dBuV/m)	Limit (dBuV/m)	Margin (dB)	Factor (dB)	Dist (m)	Condition	Azimuth (°)	Height (m)	Comments	Raw (dBuV)	AF (dB)	CL (dB)	PA (dB)
AV	4.827G	38.20	54.00	-15.80	1.25	3	Horizontal	145	2.41	-	36.95	31.22	5.21	35.18
PK	4.827G	49.54	74.00	-24.46	1.25	3	Horizontal	145	2.41	-	48.29	31.22	5.21	35.18

802.11g_Nss1,(6Mbps)_2TX

2417MHz_TX

17/04/2018

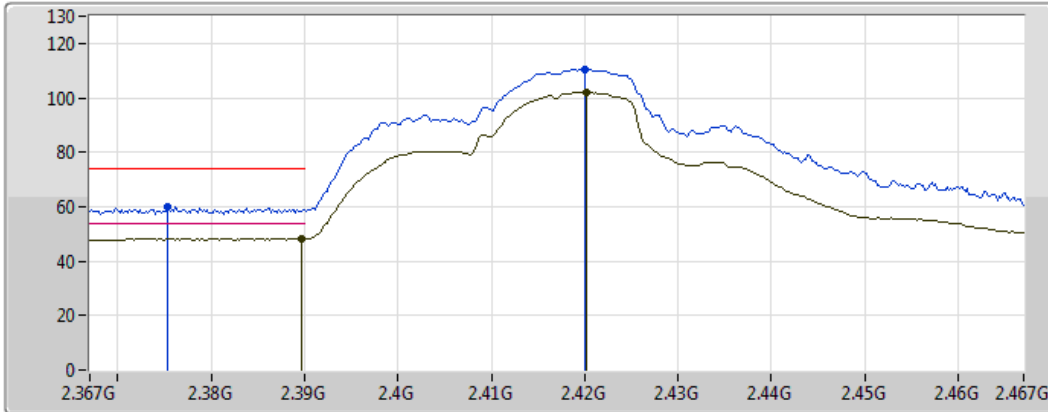






Type	Freq (Hz)	Level (dBuV/m)	Limit (dBuV/m)	Margin (dB)	Factor (dB)	Dist (m)	Condition	Azimuth (°)	Height (m)	Comments	Raw (dBuV)	AF (dB)	CL (dB)	PA (dB)
AV	2.389998G	51.14	54.00	-2.86	32.45	3	Vertical	218	1.64	-	18.69	27.31	5.14	-
AV	2.42G	113.53	Inf	-Inf	32.57	3	Vertical	218	1.64	-	80.96	27.39	5.17	-
PK	2.389998G	62.71	74.00	-11.29	32.45	3	Vertical	218	1.64	-	30.26	27.31	5.14	-
PK	2.42G	121.89	Inf	-Inf	32.57	3	Vertical	218	1.64	-	89.32	27.39	5.17	-

802.11g_Nss1,(6Mbps)_2TX

2417MHz_TX

17/04/2018



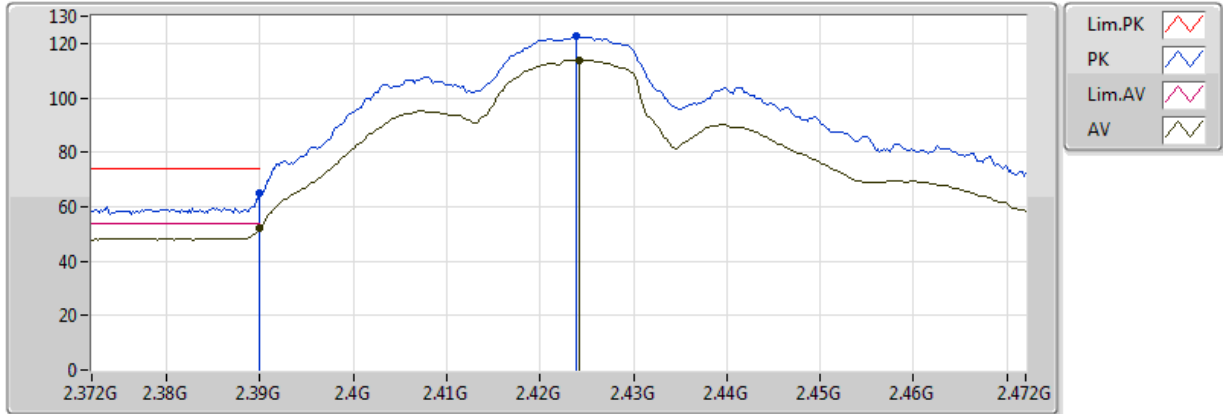
- Lim.PK 
- PK 
- Lim.AV 
- AV 

Type	Freq (Hz)	Level (dBuV/m)	Limit (dBuV/m)	Margin (dB)	Factor (dB)	Dist (m)	Condition	Azimuth (°)	Height (m)	Comments	Raw (dBuV)	AF (dB)	CL (dB)	PA (dB)
AV	2.3896G	48.01	54.00	-5.99	32.45	3	Horizontal	80	1.49	-	15.56	27.31	5.14	-
AV	2.4202G	102.13	Inf	-Inf	32.57	3	Horizontal	80	1.49	-	69.56	27.39	5.17	-
PK	2.3754G	59.90	74.00	-14.10	32.40	3	Horizontal	80	1.49	-	27.50	27.28	5.12	-
PK	2.42G	110.51	Inf	-Inf	32.57	3	Horizontal	80	1.49	-	77.94	27.39	5.17	-

802.11g_Nss1,(6Mbps)_2TX

2422MHz_TX

17/04/2018

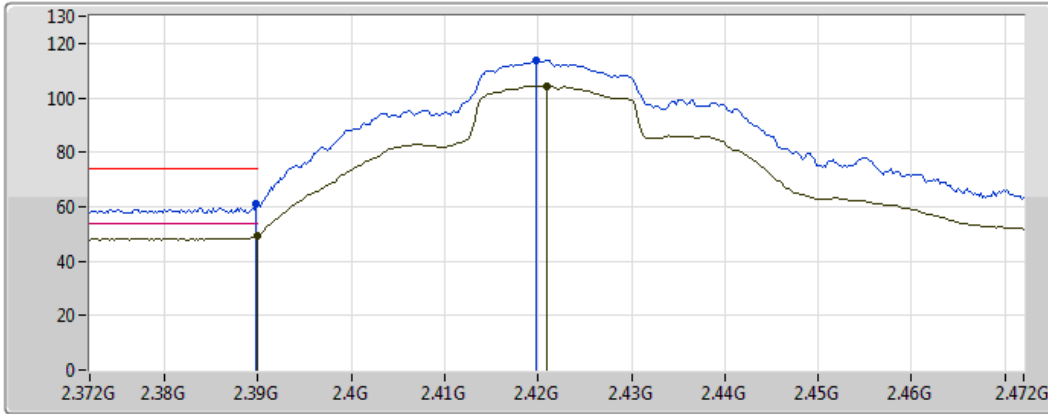


Type	Freq (Hz)	Level (dBuV/m)	Limit (dBuV/m)	Margin (dB)	Factor (dB)	Dist (m)	Condition	Azimuth (°)	Height (m)	Comments	Raw (dBuV)	AF (dB)	CL (dB)	PA (dB)
AV	2.389998G	51.91	54.00	-2.09	32.45	3	Vertical	219	1.47	-	19.46	27.31	5.14	-
AV	2.4242G	113.83	Inf	-Inf	32.58	3	Vertical	219	1.47	-	81.25	27.40	5.18	-
PK	2.389998G	65.28	74.00	-8.72	32.45	3	Vertical	219	1.47	-	32.83	27.31	5.14	-
PK	2.4238G	122.51	Inf	-Inf	32.58	3	Vertical	219	1.47	-	89.93	27.40	5.18	-

802.11g_Nss1,(6Mbps)_2TX

2422MHz_TX

17/04/2018

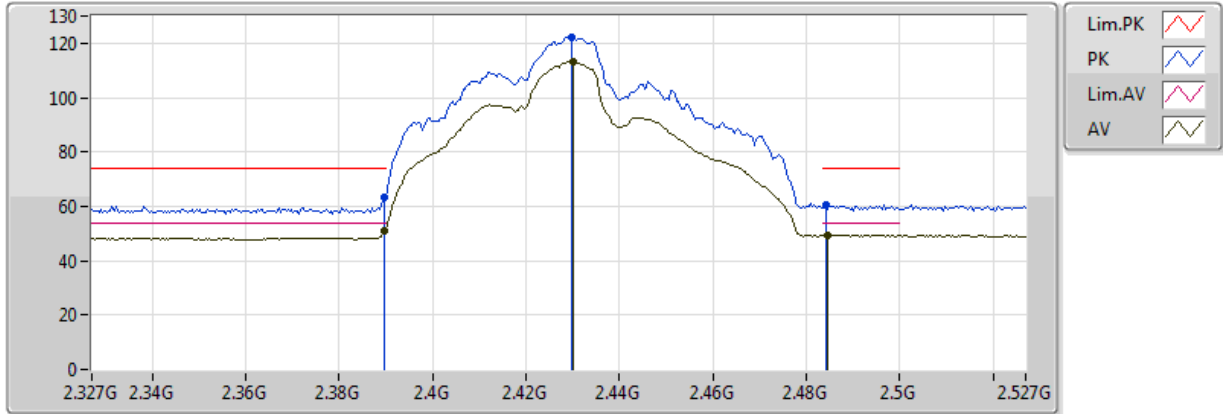


Type	Freq (Hz)	Level (dBuV/m)	Limit (dBuV/m)	Margin (dB)	Factor (dB)	Dist (m)	Condition	Azimuth (°)	Height (m)	Comments	Raw (dBuV)	AF (dB)	CL (dB)	PA (dB)
AV	2.389998G	49.35	54.00	-4.65	32.45	3	Horizontal	225	1.96	-	16.90	27.31	5.14	-
AV	2.421G	104.41	Inf	-Inf	32.57	3	Horizontal	225	1.96	-	71.84	27.39	5.18	-
PK	2.3898G	61.27	74.00	-12.73	32.45	3	Horizontal	225	1.96	-	28.82	27.31	5.14	-
PK	2.4198G	113.77	Inf	-Inf	32.57	3	Horizontal	225	1.96	-	81.20	27.39	5.17	-

802.11g_Nss1,(6Mbps)_2TX

2427MHz_TX

19/04/2018

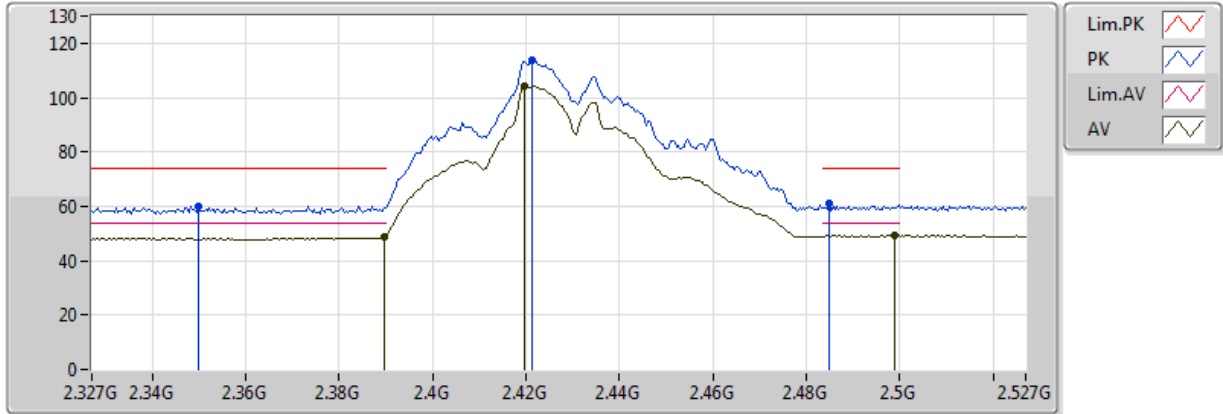


Type	Freq (Hz)	Level (dBuV/m)	Limit (dBuV/m)	Margin (dB)	Factor (dB)	Dist (m)	Condition	Azimuth (°)	Height (m)	Comments	Raw (dBuV)	AF (dB)	CL (dB)	PA (dB)
AV	2.3898G	51.15	54.00	-2.85	32.45	3	Vertical	225	1.63	-	18.70	27.31	5.14	-
AV	2.4302G	113.20	Inf	-Inf	32.60	3	Vertical	225	1.63	-	80.60	27.42	5.19	-
AV	2.4846G	49.32	54.00	-4.68	32.81	3	Vertical	225	1.63	-	16.51	27.56	5.25	-
PK	2.3898G	63.54	74.00	-10.46	32.45	3	Vertical	225	1.63	-	31.09	27.31	5.14	-
PK	2.4298G	122.23	Inf	-Inf	32.60	3	Vertical	225	1.63	-	89.63	27.42	5.19	-
PK	2.4842G	60.51	74.00	-13.49	32.81	3	Vertical	225	1.63	-	27.70	27.56	5.25	-

802.11g_Nss1,(6Mbps)_2TX

2427MHz_TX

19/04/2018

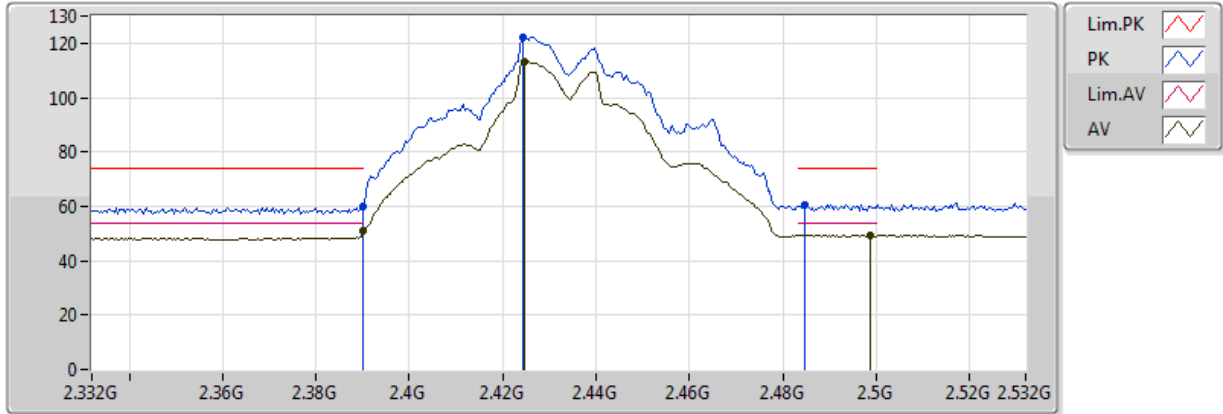


Type	Freq (Hz)	Level (dBuV/m)	Limit (dBuV/m)	Margin (dB)	Factor (dB)	Dist (m)	Condition	Azimuth (°)	Height (m)	Comments	Raw (dBuV)	AF (dB)	CL (dB)	PA (dB)
AV	2.3898G	48.85	54.00	-5.15	32.45	3	Horizontal	303	1.35	-	16.40	27.31	5.14	-
AV	2.4198G	103.98	Inf	-Inf	32.57	3	Horizontal	303	1.35	-	71.41	27.39	5.17	-
AV	2.499G	49.08	54.00	-4.92	32.87	3	Horizontal	303	1.35	-	16.21	27.60	5.27	-
PK	2.3498G	60.20	74.00	-13.80	32.30	3	Horizontal	303	1.35	-	27.90	27.21	5.09	-
PK	2.4214G	113.57	Inf	-Inf	32.57	3	Horizontal	303	1.35	-	81.00	27.40	5.18	-
PK	2.485G	60.80	74.00	-13.20	32.81	3	Horizontal	303	1.35	-	27.99	27.56	5.25	-

802.11g_Nss1,(6Mbps)_2TX

2432MHz_TX

23/04/2018

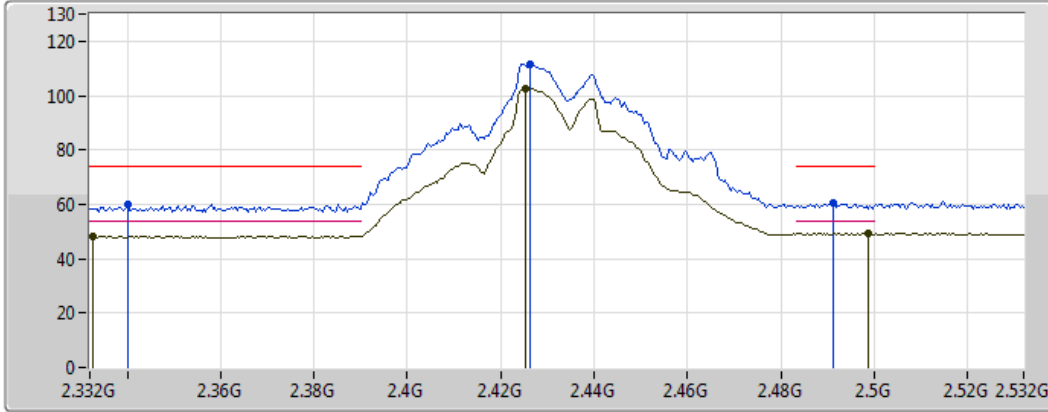


Type	Freq (Hz)	Level (dBuV/m)	Limit (dBuV/m)	Margin (dB)	Factor (dB)	Dist (m)	Condition	Azimuth (°)	Height (m)	Comments	Raw (dBuV)	AF (dB)	CL (dB)	PA (dB)
AV	2.389998G	51.01	54.00	-2.99	32.45	3	Vertical	174	1.44	-	18.56	27.31	5.14	-
AV	2.4248G	113.25	Inf	-Inf	32.58	3	Vertical	174	1.46	-	80.67	27.40	5.18	-
AV	2.4988G	49.08	54.00	-4.92	32.87	3	Vertical	174	1.44	-	16.21	27.60	5.27	-
PK	2.389998G	60.14	74.00	-13.86	32.45	3	Vertical	174	1.46	-	27.69	27.31	5.14	-
PK	2.4244G	122.38	Inf	-Inf	32.58	3	Vertical	174	1.46	-	89.80	27.40	5.18	-
PK	2.4848G	60.73	74.00	-13.27	32.81	3	Vertical	174	1.46	-	27.92	27.56	5.25	-

802.11g_Nss1,(6Mbps)_2TX

2432MHz_TX

23/04/2018

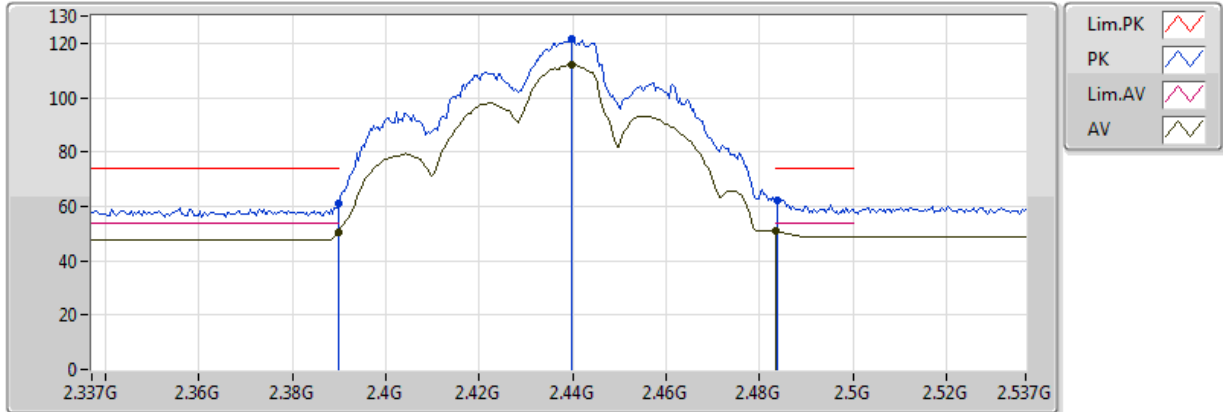


Type	Freq (Hz)	Level (dBuV/m)	Limit (dBuV/m)	Margin (dB)	Factor (dB)	Dist (m)	Condition	Azimuth (°)	Height (m)	Comments	Raw (dBuV)	AF (dB)	CL (dB)	PA (dB)
AV	2.3328G	48.05	54.00	-5.95	32.24	3	Horizontal	299	1.44	-	15.81	27.17	5.07	-
AV	2.4252G	102.40	Inf	-Inf	32.59	3	Horizontal	299	1.44	-	69.81	27.41	5.18	-
AV	2.4988G	49.08	54.00	-4.92	32.87	3	Horizontal	299	1.44	-	16.21	27.60	5.27	-
PK	2.34G	59.91	74.00	-14.09	32.26	3	Horizontal	299	1.44	-	27.65	27.18	5.08	-
PK	2.4264G	111.67	Inf	-Inf	32.59	3	Horizontal	299	1.44	-	79.08	27.41	5.18	-
PK	2.4912G	60.61	74.00	-13.39	32.84	3	Horizontal	299	1.44	-	27.77	27.58	5.26	-

802.11g_Nss1,(6Mbps)_2TX

2437MHz_TX

19/04/2018

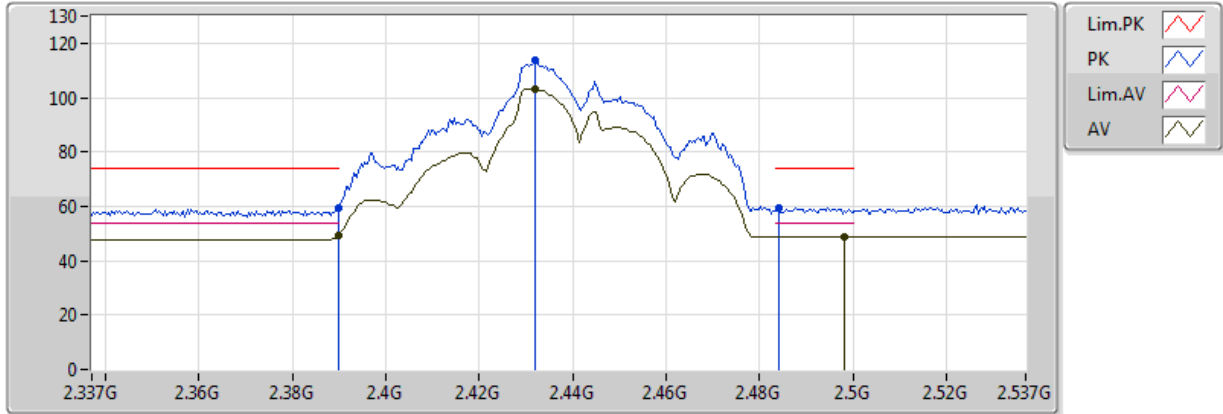


Type	Freq (Hz)	Level (dBuV/m)	Limit (dBuV/m)	Margin (dB)	Factor (dB)	Dist (m)	Condition	Azimuth (°)	Height (m)	Comments	Raw (dBuV)	AF (dB)	CL (dB)	PA (dB)
AV	2.3898G	50.31	54.00	-3.69	32.45	3	Vertical	219	1.49	-	17.86	27.31	5.14	-
AV	2.4398G	112.15	Inf	-Inf	32.64	3	Vertical	219	1.49	-	79.51	27.44	5.20	-
AV	2.483502G	50.87	54.00	-3.13	32.81	3	Vertical	219	1.49	-	18.06	27.56	5.25	-
PK	2.3898G	61.11	74.00	-12.89	32.45	3	Vertical	219	1.49	-	28.66	27.31	5.14	-
PK	2.4398G	121.73	Inf	-Inf	32.64	3	Vertical	219	1.49	-	89.09	27.44	5.20	-
PK	2.4838G	62.12	74.00	-11.88	32.81	3	Vertical	219	1.49	-	29.31	27.56	5.25	-

802.11g_Nss1,(6Mbps)_2TX

2437MHz_TX

19/04/2018

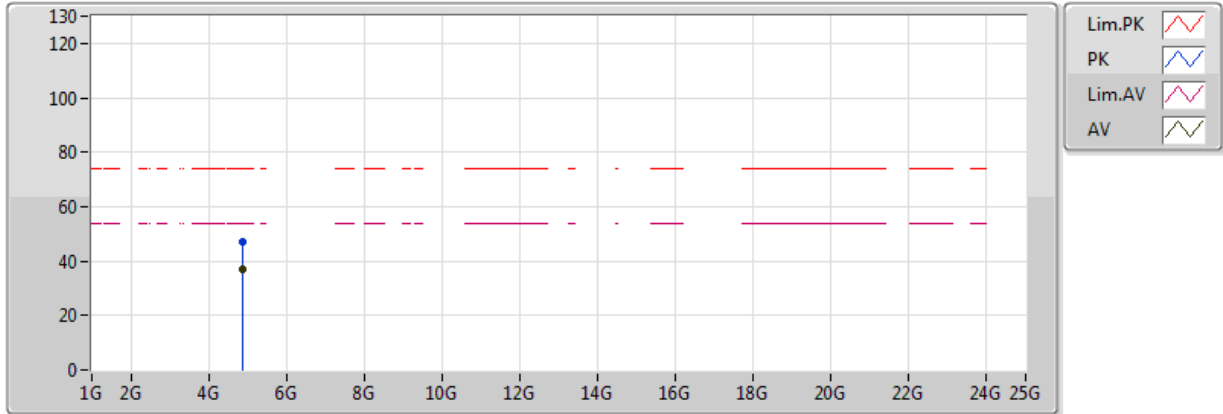


Type	Freq (Hz)	Level (dBuV/m)	Limit (dBuV/m)	Margin (dB)	Factor (dB)	Dist (m)	Condition	Azimuth (°)	Height (m)	Comments	Raw (dBuV)	AF (dB)	CL (dB)	PA (dB)
AV	2.3898G	49.12	54.00	-4.88	32.45	3	Horizontal	196	1.29	-	16.67	27.31	5.14	-
AV	2.4318G	103.15	Inf	-Inf	32.61	3	Horizontal	196	1.29	-	70.54	27.42	5.19	-
AV	2.4982G	48.80	54.00	-5.20	32.87	3	Horizontal	196	1.29	-	15.93	27.60	5.27	-
PK	2.3898G	59.50	74.00	-14.50	32.45	3	Horizontal	196	1.29	-	27.05	27.31	5.14	-
PK	2.4318G	113.76	Inf	-Inf	32.61	3	Horizontal	196	1.29	-	81.15	27.42	5.19	-
PK	2.4842G	59.33	74.00	-14.67	32.81	3	Horizontal	196	1.29	-	26.52	27.56	5.25	-

802.11g_Nss1,(6Mbps)_2TX

2437MHz_TX

16/04/2018

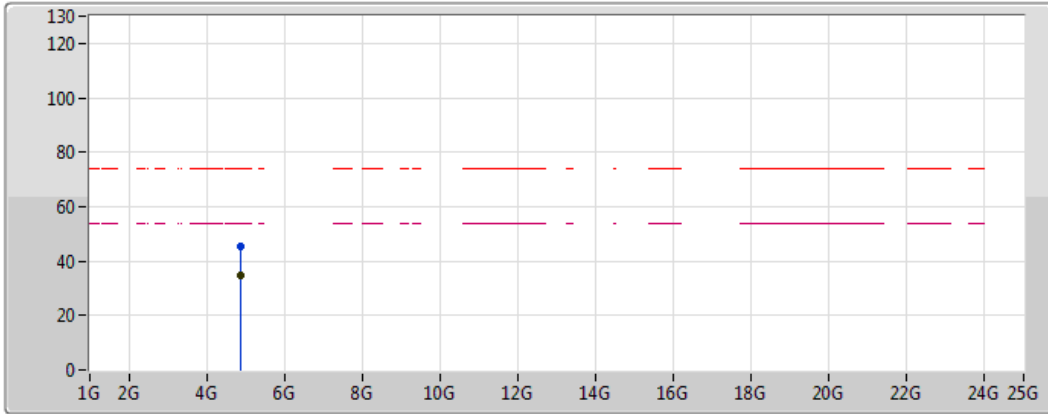






Type	Freq (Hz)	Level (dBuV/m)	Limit (dBuV/m)	Margin (dB)	Factor (dB)	Dist (m)	Condition	Azimuth (°)	Height (m)	Comments	Raw (dBuV)	AF (dB)	CL (dB)	PA (dB)
AV	4.88G	37.14	54.00	-16.86	1.35	3	Vertical	15	2.31	-	35.79	31.31	5.24	35.19
PK	4.8768G	47.16	74.00	-26.84	1.35	3	Vertical	15	2.31	-	45.81	31.30	5.24	35.19

802.11g_Nss1,(6Mbps)_2TX

2437MHz_TX

16/04/2018



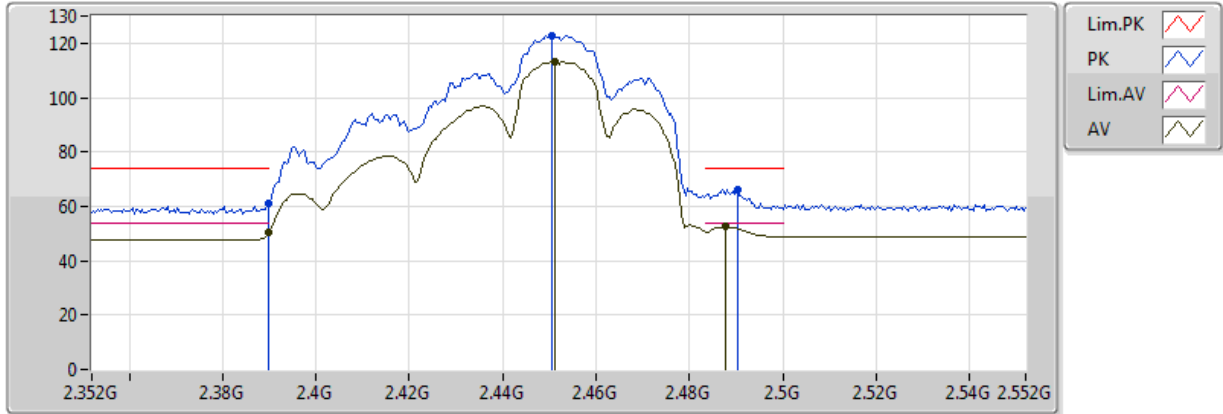
Lim.PK	
PK	
Lim.AV	
AV	

Type	Freq (Hz)	Level (dBuV/m)	Limit (dBuV/m)	Margin (dB)	Factor (dB)	Dist (m)	Condition	Azimuth (°)	Height (m)	Comments	Raw (dBuV)	AF (dB)	CL (dB)	PA (dB)
AV	4.8804G	34.53	54.00	-19.47	1.35	3	Horizontal	146	2.05	-	33.18	31.31	5.24	35.19
PK	4.862G	45.43	74.00	-28.57	1.32	3	Horizontal	146	2.05	-	44.11	31.28	5.23	35.19

802.11g_Nss1,(6Mbps)_2TX

2452MHz_TX

19/04/2018


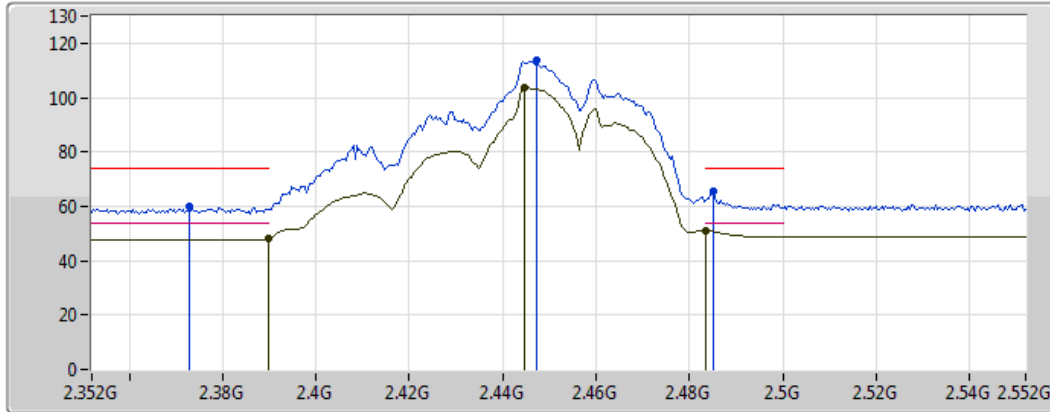


Type	Freq (Hz)	Level (dBuV/m)	Limit (dBuV/m)	Margin (dB)	Factor (dB)	Dist (m)	Condition	Azimuth (°)	Height (m)	Comments	Raw (dBuV)	AF (dB)	CL (dB)	PA (dB)
AV	2.389998G	50.53	54.00	-3.47	32.45	3	Vertical	205	1.49	-	18.08	27.31	5.14	-
AV	2.4512G	113.21	Inf	-Inf	32.68	3	Vertical	205	1.49	-	80.53	27.47	5.21	-
AV	2.4876G	52.59	54.00	-1.41	32.83	3	Vertical	205	1.49	-	19.76	27.57	5.26	-
PK	2.389998G	61.29	74.00	-12.71	32.45	3	Vertical	205	1.49	-	28.84	27.31	5.14	-
PK	2.4504G	122.78	Inf	-Inf	32.68	3	Vertical	205	1.49	-	90.10	27.47	5.21	-
PK	2.4904G	65.99	74.00	-8.01	32.84	3	Vertical	205	1.49	-	33.15	27.58	5.26	-

802.11g_Nss1,(6Mbps)_2TX

2452MHz_TX

19/04/2018

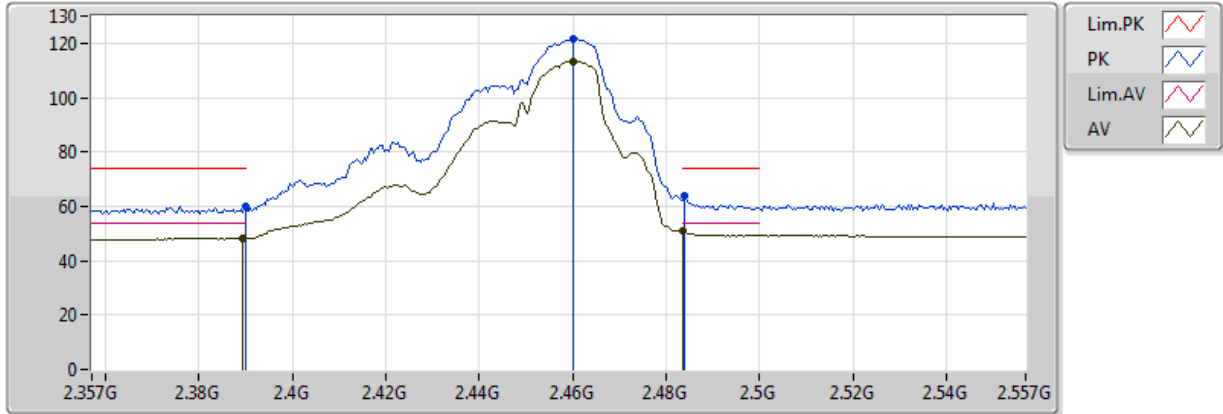


Type	Freq (Hz)	Level (dBuV/m)	Limit (dBuV/m)	Margin (dB)	Factor (dB)	Dist (m)	Condition	Azimuth (°)	Height (m)	Comments	Raw (dBuV)	AF (dB)	CL (dB)	PA (dB)
AV	2.389998G	48.04	54.00	-5.96	32.45	3	Horizontal	199	1.50	-	15.59	27.31	5.14	-
AV	2.4448G	103.49	Inf	-Inf	32.66	3	Horizontal	199	1.50	-	70.83	27.46	5.20	-
AV	2.483502G	51.10	54.00	-2.90	32.81	3	Horizontal	199	1.50	-	18.29	27.56	5.25	-
PK	2.3728G	59.97	74.00	-14.03	32.39	3	Horizontal	199	1.50	-	27.58	27.27	5.12	-
PK	2.4472G	113.90	Inf	-Inf	32.67	3	Horizontal	199	1.50	-	81.23	27.46	5.21	-
PK	2.4852G	65.35	74.00	-8.65	32.81	3	Horizontal	199	1.50	-	32.54	27.56	5.25	-

802.11g_Nss1,(6Mbps)_2TX

2457MHz_TX

17/04/2018

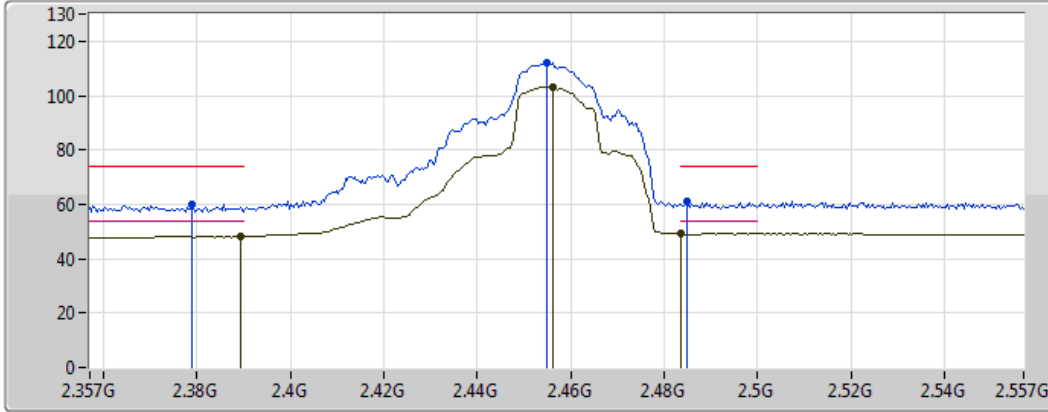






Type	Freq (Hz)	Level (dBuV/m)	Limit (dBuV/m)	Margin (dB)	Factor (dB)	Dist (m)	Condition	Azimuth (°)	Height (m)	Comments	Raw (dBuV)	AF (dB)	CL (dB)	PA (dB)
AV	2.3894G	48.01	54.00	-5.99	32.45	3	Vertical	219	1.98	-	15.56	27.31	5.14	-
AV	2.4602G	113.45	Inf	-Inf	32.72	3	Vertical	219	1.98	-	80.73	27.50	5.22	-
AV	2.483502G	50.85	54.00	-3.15	32.81	3	Vertical	219	1.98	-	18.04	27.56	5.25	-
PK	2.3898G	59.85	74.00	-14.15	32.45	3	Vertical	219	1.98	-	27.40	27.31	5.14	-
PK	2.4602G	121.67	Inf	-Inf	32.72	3	Vertical	219	1.98	-	88.95	27.50	5.22	-
PK	2.4838G	63.92	74.00	-10.08	32.81	3	Vertical	219	1.98	-	31.11	27.56	5.25	-

802.11g_Nss1,(6Mbps)_2TX

2457MHz_TX

17/04/2018



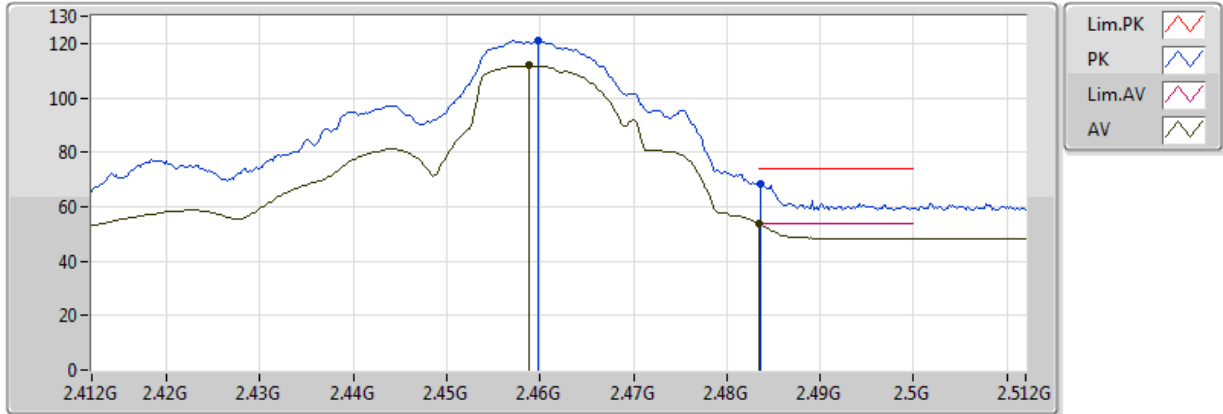
Lim.PK	
PK	
Lim.AV	
AV	

Type	Freq (Hz)	Level (dBuV/m)	Limit (dBuV/m)	Margin (dB)	Factor (dB)	Dist (m)	Condition	Azimuth (°)	Height (m)	Comments	Raw (dBuV)	AF (dB)	CL (dB)	PA (dB)
AV	2.3894G	48.01	54.00	-5.99	32.45	3	Horizontal	226	1.93	-	15.56	27.31	5.14	-
AV	2.4562G	103.11	Inf	-Inf	32.70	3	Horizontal	226	1.93	-	70.41	27.49	5.22	-
AV	2.483502G	49.31	54.00	-4.69	32.81	3	Horizontal	226	1.93	-	16.50	27.56	5.25	-
PK	2.379G	60.04	74.00	-13.96	32.41	3	Horizontal	226	1.93	-	27.63	27.29	5.12	-
PK	2.455G	112.06	Inf	-Inf	32.70	3	Horizontal	226	1.93	-	79.36	27.48	5.22	-
PK	2.485G	61.00	74.00	-13.00	32.81	3	Horizontal	226	1.93	-	28.19	27.56	5.25	-

802.11g_Nss1,(6Mbps)_2TX

2462MHz_TX

16/04/2018

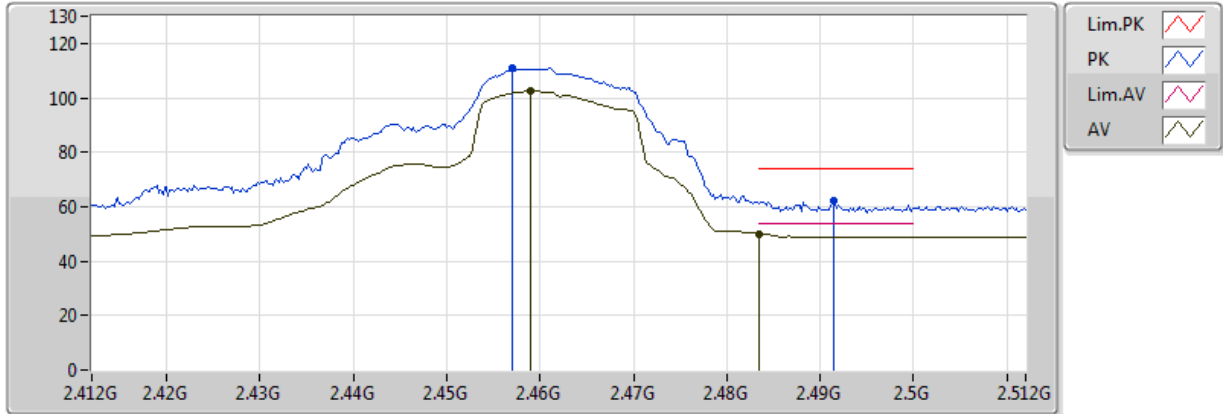


Type	Freq (Hz)	Level (dBuV/m)	Limit (dBuV/m)	Margin (dB)	Factor (dB)	Dist (m)	Condition	Azimuth (°)	Height (m)	Comments	Raw (dBuV)	AF (dB)	CL (dB)	PA (dB)
AV	2.4588G	111.81	Inf	-Inf	32.71	3	Vertical	187	1.60	-	79.10	27.49	5.22	-
AV	2.483502G	53.74	54.00	-0.26	32.81	3	Vertical	187	1.60	-	20.93	27.56	5.25	-
PK	2.4598G	120.89	Inf	-Inf	32.72	3	Vertical	187	1.60	-	88.17	27.50	5.22	-
PK	2.4836G	68.52	74.00	-5.48	32.81	3	Vertical	187	1.60	-	35.71	27.56	5.25	-

802.11g_Nss1,(6Mbps)_2TX

2462MHz_TX

16/04/2018

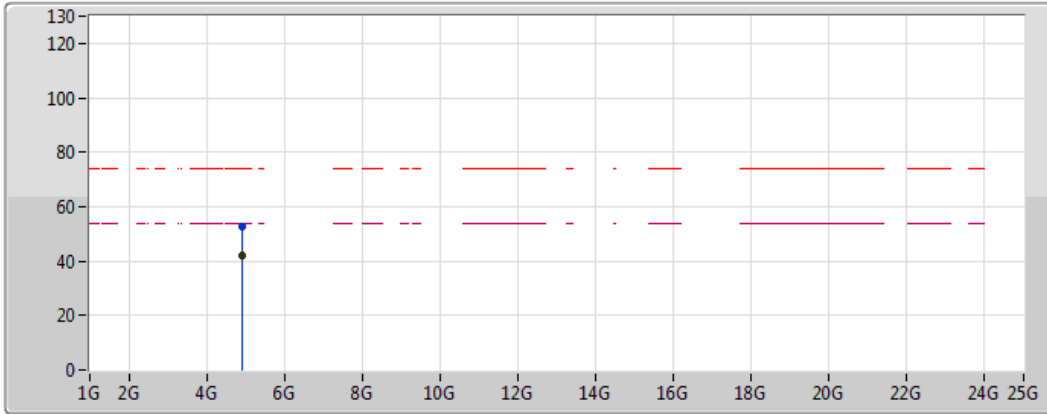






Type	Freq (Hz)	Level (dBuV/m)	Limit (dBuV/m)	Margin (dB)	Factor (dB)	Dist (m)	Condition	Azimuth (°)	Height (m)	Comments	Raw (dBuV)	AF (dB)	CL (dB)	PA (dB)
AV	2.459G	102.45	Inf	-Inf	32.71	3	Horizontal	224	1.93	-	69.74	27.49	5.22	-
AV	2.483502G	50.12	54.00	-3.88	32.81	3	Horizontal	224	1.93	-	17.31	27.56	5.25	-
PK	2.457G	110.71	Inf	-Inf	32.71	3	Horizontal	224	1.93	-	78.00	27.49	5.22	-
PK	2.4914G	61.95	74.00	-12.05	32.84	3	Horizontal	224	1.93	-	29.11	27.58	5.26	-

802.11g_Nss1,(6Mbps)_2TX

2462MHz_TX

16/04/2018



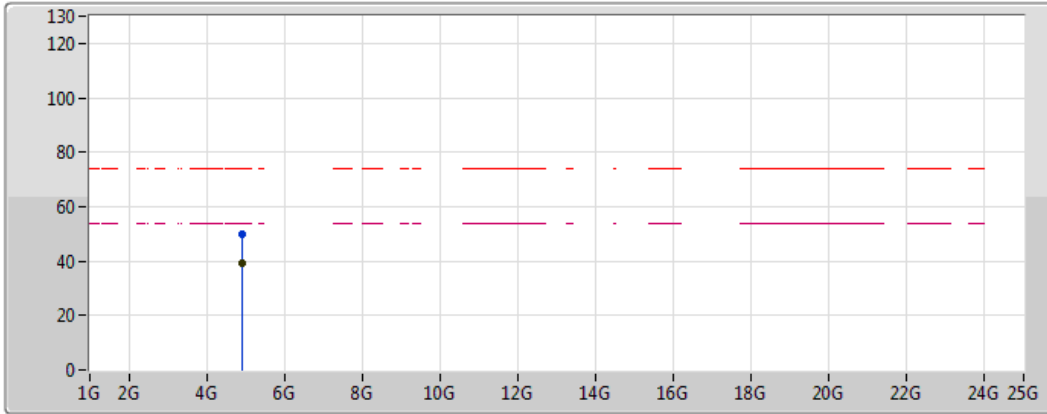
Lim.PK	
PK	
Lim.AV	
AV	

Type	Freq (Hz)	Level (dBuV/m)	Limit (dBuV/m)	Margin (dB)	Factor (dB)	Dist (m)	Condition	Azimuth (°)	Height (m)	Comments	Raw (dBuV)	AF (dB)	CL (dB)	PA (dB)
AV	4.9238G	42.25	54.00	-11.75	1.44	3	Vertical	93	2.56	-	40.81	31.38	5.27	35.20
PK	4.9258G	52.68	74.00	-21.32	1.44	3	Vertical	93	2.56	-	51.24	31.38	5.27	35.21

802.11g_Nss1,(6Mbps)_2TX

2462MHz_TX

16/04/2018

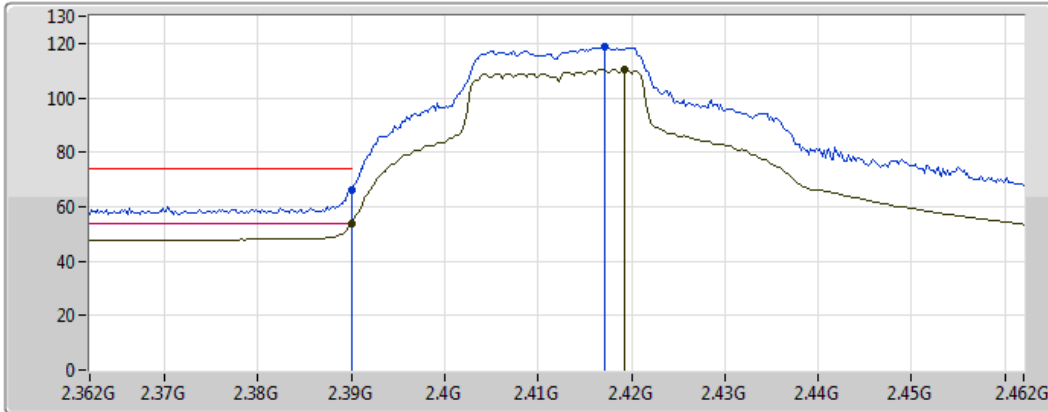






Type	Freq (Hz)	Level (dBuV/m)	Limit (dBuV/m)	Margin (dB)	Factor (dB)	Dist (m)	Condition	Azimuth (°)	Height (m)	Comments	Raw (dBuV)	AF (dB)	CL (dB)	PA (dB)
AV	4.9258G	39.32	54.00	-14.68	1.44	3	Horizontal	250	1.49	-	37.88	31.38	5.27	35.21
PK	4.9258G	49.64	74.00	-24.36	1.44	3	Horizontal	250	1.49	-	48.20	31.38	5.27	35.21

802.11n HT20_Nss1,(MCS0)_2TX

2412MHz_TX

19/04/2018



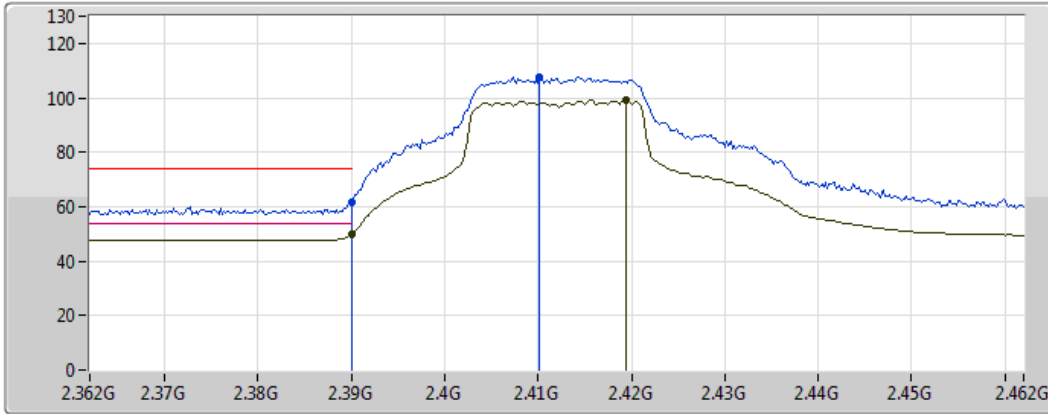
Lim.PK	
PK	
Lim.AV	
AV	

Type	Freq (Hz)	Level (dBuV/m)	Limit (dBuV/m)	Margin (dB)	Factor (dB)	Dist (m)	Condition	Azimuth (°)	Height (m)	Comments	Raw (dBuV)	AF (dB)	CL (dB)	PA (dB)
AV	2.389998G	53.61	54.00	-0.39	32.45	3	Vertical	219	1.81	-	21.16	27.31	5.14	-
AV	2.4192G	110.35	Inf	-Inf	32.56	3	Vertical	219	1.81	-	77.79	27.39	5.17	-
PK	2.389998G	66.02	74.00	-7.98	32.45	3	Vertical	219	1.81	-	33.57	27.31	5.14	-
PK	2.4172G	118.98	Inf	-Inf	32.56	3	Vertical	219	1.81	-	86.42	27.38	5.17	-

802.11n HT20_Nss1,(MCS0)_2TX

2412MHz_TX

16/04/2018

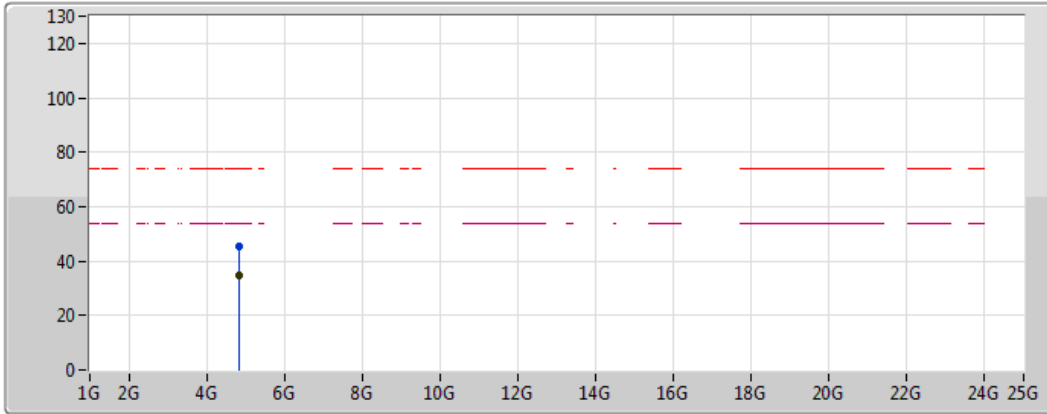






Type	Freq (Hz)	Level (dBuV/m)	Limit (dBuV/m)	Margin (dB)	Factor (dB)	Dist (m)	Condition	Azimuth (°)	Height (m)	Comments	Raw (dBuV)	AF (dB)	CL (dB)	PA (dB)
AV	2.389998G	49.84	54.00	-4.16	32.45	3	Horizontal	214	2.80	-	17.39	27.31	5.14	-
AV	2.4194G	99.19	Inf	-Inf	32.56	3	Horizontal	214	2.80	-	66.63	27.39	5.17	-
PK	2.389998G	61.80	74.00	-12.20	32.45	3	Horizontal	214	2.80	-	29.35	27.31	5.14	-
PK	2.4102G	107.77	Inf	-Inf	32.53	3	Horizontal	214	2.80	-	75.24	27.37	5.16	-

802.11n HT20_Nss1,(MCS0)_2TX

2412MHz_TX

16/04/2018



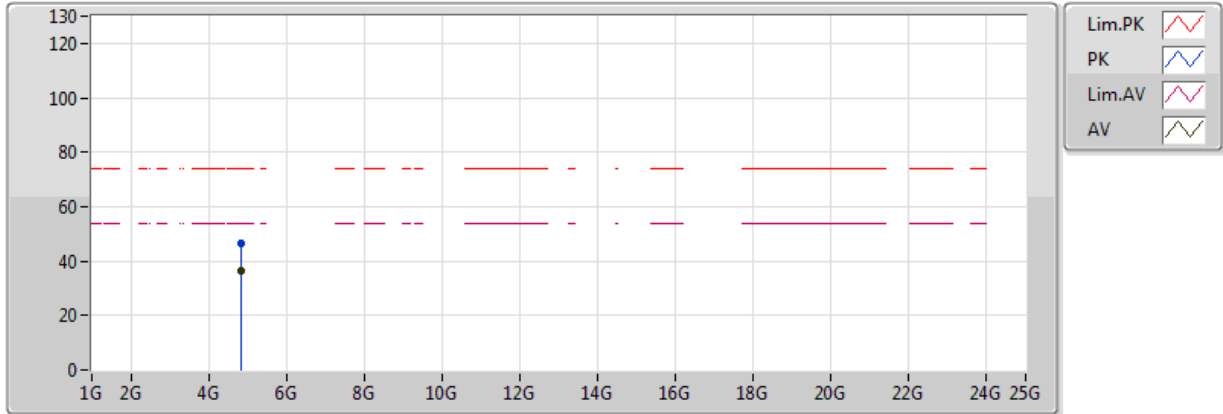
Lim.PK	
PK	
Lim.AV	
AV	

Type	Freq (Hz)	Level (dBuV/m)	Limit (dBuV/m)	Margin (dB)	Factor (dB)	Dist (m)	Condition	Azimuth (°)	Height (m)	Comments	Raw (dBuV)	AF (dB)	CL (dB)	PA (dB)
AV	4.8244G	34.63	54.00	-19.37	1.25	3	Vertical	23	1.52	-	33.38	31.22	5.20	35.18
PK	4.8284G	45.42	74.00	-28.58	1.25	3	Vertical	23	1.52	-	44.17	31.23	5.21	35.18

802.11n HT20_Nss1,(MCS0)_2TX

2412MHz_TX

16/04/2018

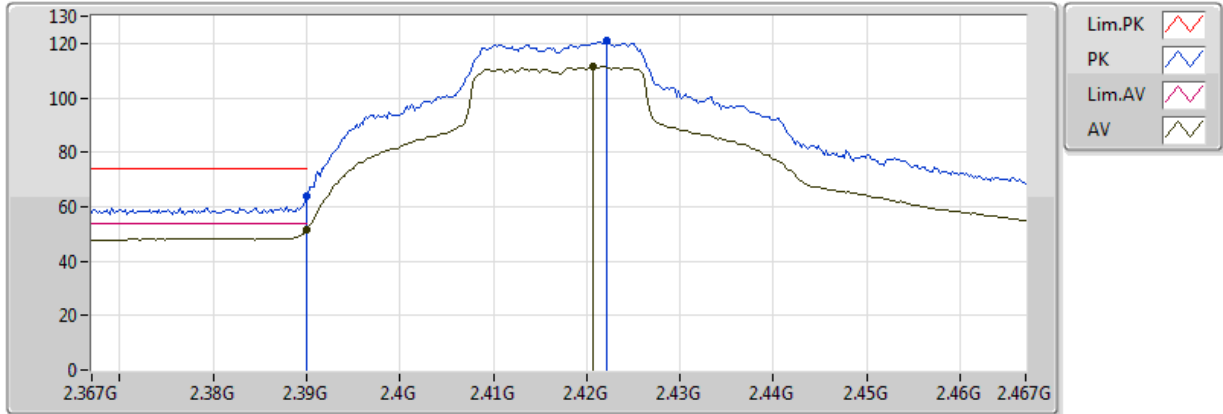


Type	Freq (Hz)	Level (dBuV/m)	Limit (dBuV/m)	Margin (dB)	Factor (dB)	Dist (m)	Condition	Azimuth (°)	Height (m)	Comments	Raw (dBuV)	AF (dB)	CL (dB)	PA (dB)
AV	4.8246G	36.28	54.00	-17.72	1.25	3	Horizontal	170	1.21	-	35.03	31.22	5.20	35.18
PK	4.824G	46.31	74.00	-27.69	1.25	3	Horizontal	170	1.21	-	45.06	31.22	5.20	35.18

802.11n HT20_Nss1,(MCS0)_2TX

2417MHz_TX

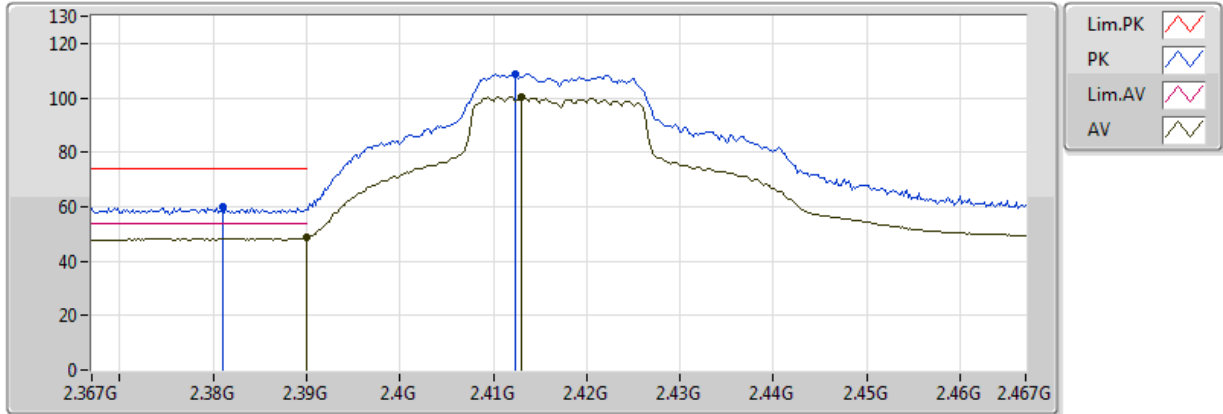
17/04/2018



Type	Freq (Hz)	Level (dBuV/m)	Limit (dBuV/m)	Margin (dB)	Factor (dB)	Dist (m)	Condition	Azimuth (°)	Height (m)	Comments	Raw (dBuV)	AF (dB)	CL (dB)	PA (dB)
AV	2.389998G	51.53	54.00	-2.47	32.45	3	Vertical	160	1.46	-	19.08	27.31	5.14	-
AV	2.4206G	111.48	Inf	-Inf	32.57	3	Vertical	160	1.46	-	78.91	27.39	5.17	-
PK	2.389998G	63.89	74.00	-10.11	32.45	3	Vertical	160	1.46	-	31.44	27.31	5.14	-
PK	2.4222G	120.82	Inf	-Inf	32.57	3	Vertical	160	1.46	-	88.25	27.40	5.18	-

**802.11n HT20_Nss1,(MCS0)_2TX
2417MHz_TX**

17/04/2018

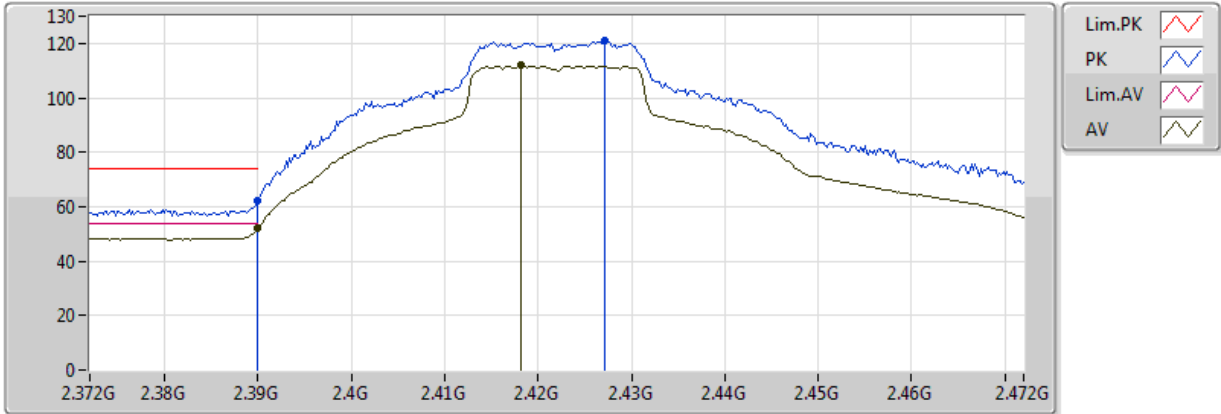


Type	Freq (Hz)	Level (dBuV/m)	Limit (dBuV/m)	Margin (dB)	Factor (dB)	Dist (m)	Condition	Azimuth (°)	Height (m)	Comments	Raw (dBuV)	AF (dB)	CL (dB)	PA (dB)
AV	2.389998G	48.57	54.00	-5.43	32.45	3	Horizontal	309	1.29	-	16.12	27.31	5.14	-
AV	2.413G	100.43	Inf	-Inf	32.54	3	Horizontal	309	1.29	-	67.89	27.37	5.17	-
PK	2.381G	60.05	74.00	-13.95	32.42	3	Horizontal	309	1.29	-	27.63	27.29	5.13	-
PK	2.4124G	108.69	Inf	-Inf	32.54	3	Horizontal	309	1.29	-	76.15	27.37	5.16	-

802.11n HT20_Nss1,(MCS0)_2TX

2422MHz_TX

17/04/2018

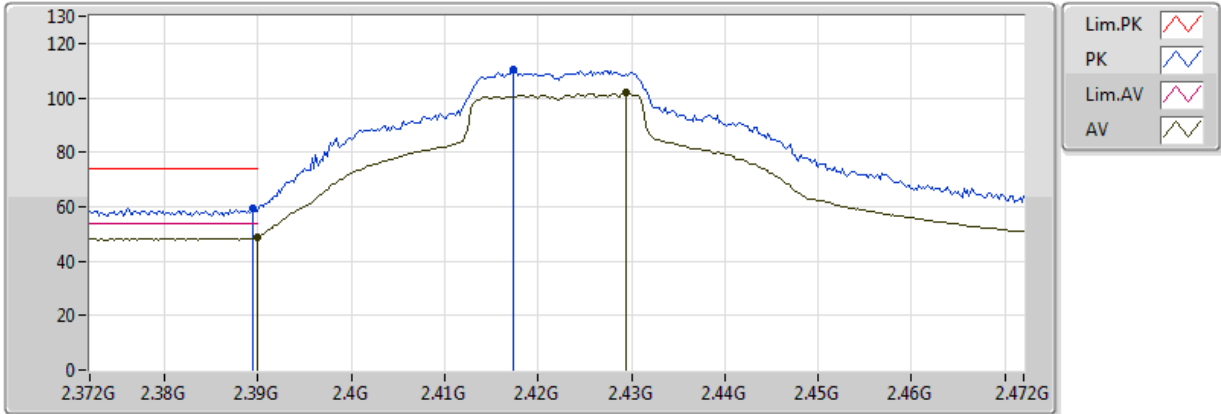


Type	Freq (Hz)	Level (dBuV/m)	Limit (dBuV/m)	Margin (dB)	Factor (dB)	Dist (m)	Condition	Azimuth (°)	Height (m)	Comments	Raw (dBuV)	AF (dB)	CL (dB)	PA (dB)
AV	2.389998G	51.91	54.00	-2.09	32.45	3	Vertical	159	1.44	-	19.46	27.31	5.14	-
AV	2.4182G	111.93	Inf	-Inf	32.56	3	Vertical	159	1.44	-	79.37	27.39	5.17	-
PK	2.389998G	62.29	74.00	-11.71	32.45	3	Vertical	159	1.44	-	29.84	27.31	5.14	-
PK	2.4272G	121.02	Inf	-Inf	32.59	3	Vertical	159	1.44	-	88.43	27.41	5.18	-

802.11n HT20_Nss1,(MCS0)_2TX

2422MHz_TX

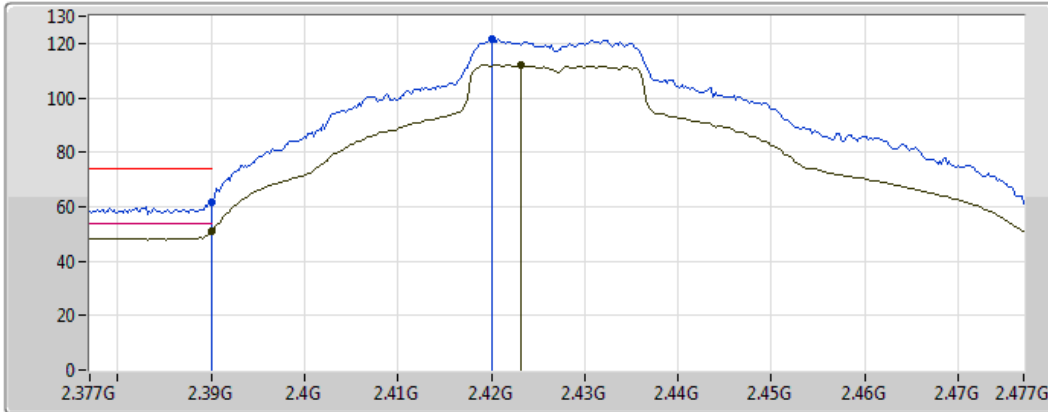
17/04/2018







Type	Freq (Hz)	Level (dBuV/m)	Limit (dBuV/m)	Margin (dB)	Factor (dB)	Dist (m)	Condition	Azimuth (°)	Height (m)	Comments	Raw (dBuV)	AF (dB)	CL (dB)	PA (dB)
AV	2.389998G	48.84	54.00	-5.16	32.45	3	Horizontal	224	1.98	-	16.39	27.31	5.14	-
AV	2.4294G	101.95	Inf	-Inf	32.60	3	Horizontal	224	1.98	-	69.35	27.42	5.19	-
PK	2.3894G	59.55	74.00	-14.45	32.45	3	Horizontal	224	1.98	-	27.10	27.31	5.14	-
PK	2.4174G	110.18	Inf	-Inf	32.56	3	Horizontal	224	1.98	-	77.62	27.39	5.17	-

**802.11n HT20_Nss1,(MCS0)_2TX
2427MHz_TX**

17/04/2018



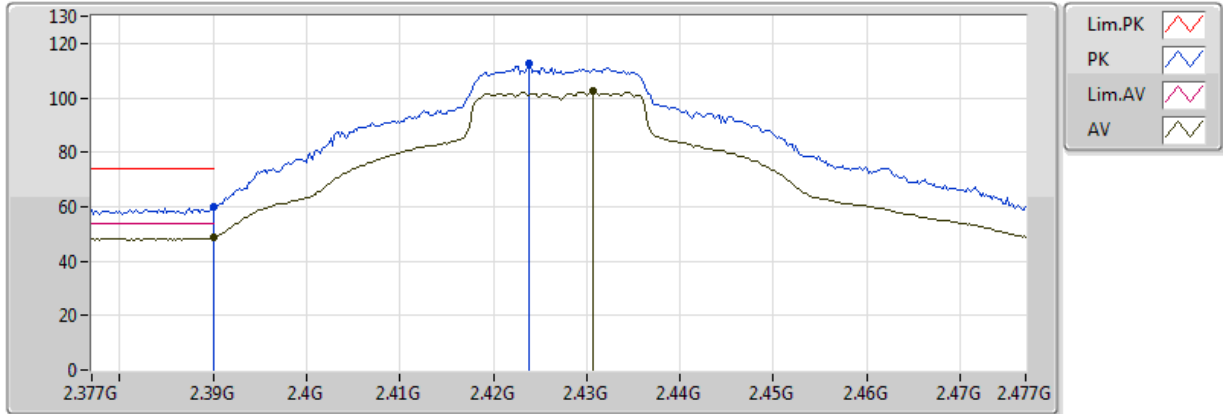
Legend for the spectrum plot:

- Lim.PK 
- PK 
- Lim.AV 
- AV 

Type	Freq (Hz)	Level (dBuV/m)	Limit (dBuV/m)	Margin (dB)	Factor (dB)	Dist (m)	Condition	Azimuth (°)	Height (m)	Comments	Raw (dBuV)	AF (dB)	CL (dB)	PA (dB)
AV	2.389998G	50.93	54.00	-3.07	32.45	3	Vertical	161	1.44	-	18.48	27.31	5.14	-
AV	2.4232G	112.17	Inf	-Inf	32.58	3	Vertical	161	1.44	-	79.59	27.40	5.18	-
PK	2.389998G	61.57	74.00	-12.43	32.45	3	Vertical	161	1.44	-	29.12	27.31	5.14	-
PK	2.42G	121.46	Inf	-Inf	32.57	3	Vertical	161	1.44	-	88.89	27.39	5.17	-

802.11n HT20_Nss1,(MCS0)_2TX 2427MHz_TX

17/04/2018

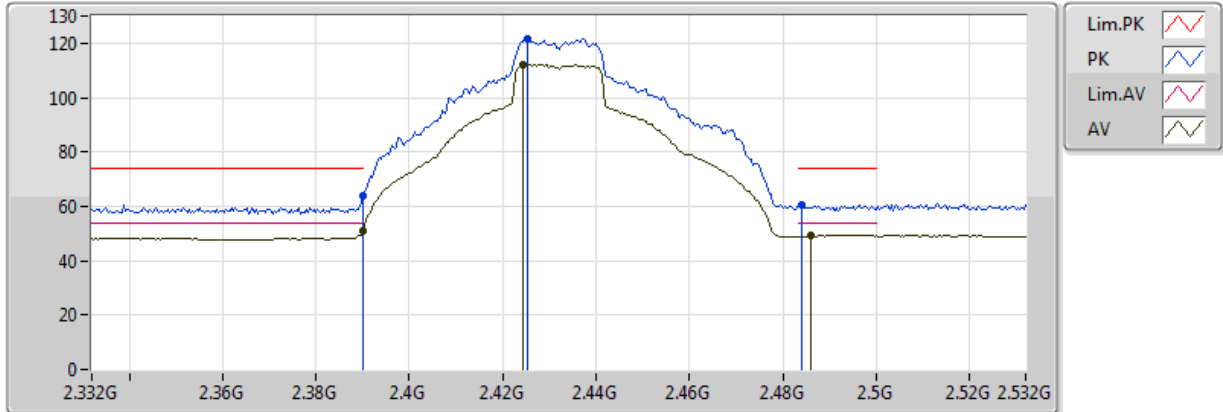


Type	Freq (Hz)	Level (dBuV/m)	Limit (dBuV/m)	Margin (dB)	Factor (dB)	Dist (m)	Condition	Azimuth (°)	Height (m)	Comments	Raw (dBuV)	AF (dB)	CL (dB)	PA (dB)
AV	2.389998G	48.57	54.00	-5.43	32.45	3	Horizontal	225	1.97	-	16.12	27.31	5.14	-
AV	2.4306G	102.43	Inf	-Inf	32.61	3	Horizontal	225	1.97	-	69.82	27.42	5.19	-
PK	2.389998G	59.92	74.00	-14.08	32.45	3	Horizontal	225	1.97	-	27.47	27.31	5.14	-
PK	2.4238G	112.43	Inf	-Inf	32.58	3	Horizontal	225	1.97	-	79.85	27.40	5.18	-

802.11n HT20_Nss1,(MCS0)_2TX

2432MHz_TX

17/04/2018

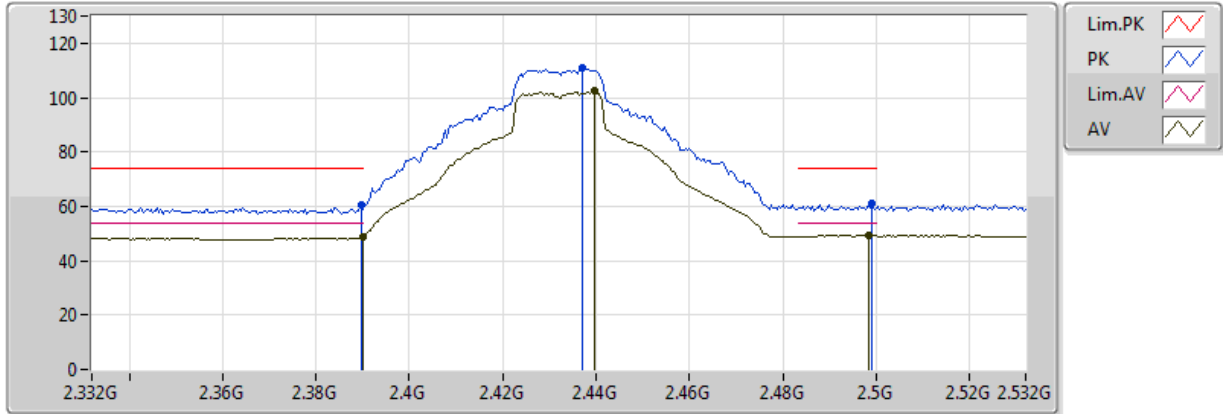


Type	Freq (Hz)	Level (dBuV/m)	Limit (dBuV/m)	Margin (dB)	Factor (dB)	Dist (m)	Condition	Azimuth (°)	Height (m)	Comments	Raw (dBuV)	AF (dB)	CL (dB)	PA (dB)
AV	2.389998G	51.14	54.00	-2.86	32.45	3	Vertical	159	1.46	-	18.69	27.31	5.14	-
AV	2.4244G	112.33	Inf	-Inf	32.58	3	Vertical	159	1.46	-	79.75	27.40	5.18	-
AV	2.486G	49.31	54.00	-4.69	32.81	3	Vertical	159	1.46	-	16.50	27.56	5.25	-
PK	2.389998G	63.85	74.00	-10.15	32.45	3	Vertical	159	1.46	-	31.40	27.31	5.14	-
PK	2.4252G	121.62	Inf	-Inf	32.59	3	Vertical	159	1.46	-	89.03	27.41	5.18	-
PK	2.484G	60.65	74.00	-13.35	32.81	3	Vertical	159	1.46	-	27.84	27.56	5.25	-

802.11n HT20_Nss1,(MCS0)_2TX

2432MHz_TX

17/04/2018

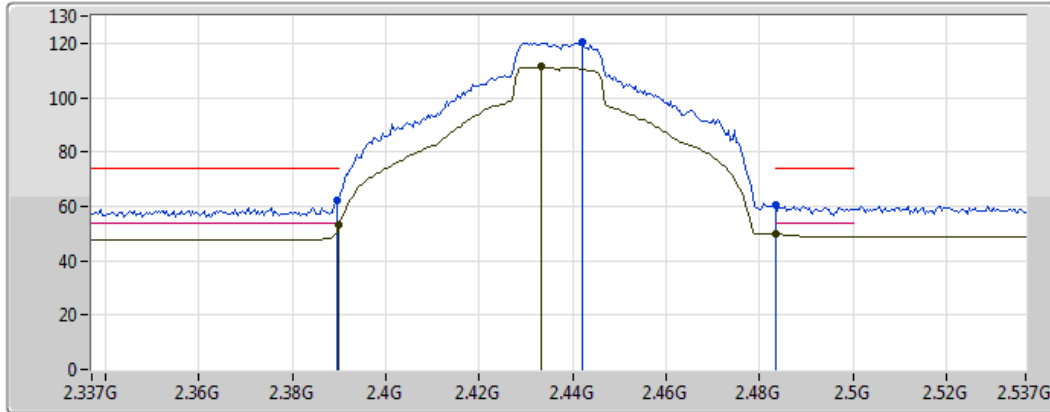






Type	Freq (Hz)	Level (dBuV/m)	Limit (dBuV/m)	Margin (dB)	Factor (dB)	Dist (m)	Condition	Azimuth (°)	Height (m)	Comments	Raw (dBuV)	AF (dB)	CL (dB)	PA (dB)
AV	2.389998G	48.57	54.00	-5.43	32.45	3	Horizontal	226	1.88	-	16.12	27.31	5.14	-
AV	2.4396G	102.40	Inf	-Inf	32.64	3	Horizontal	226	1.88	-	69.76	27.44	5.20	-
AV	2.4984G	49.07	54.00	-4.93	32.87	3	Horizontal	226	1.88	-	16.20	27.60	5.27	-
PK	2.3896G	60.39	74.00	-13.61	32.45	3	Horizontal	226	1.88	-	27.94	27.31	5.14	-
PK	2.4372G	110.90	Inf	-Inf	32.63	3	Horizontal	226	1.88	-	78.27	27.44	5.19	-
PK	2.4992G	61.12	74.00	-12.88	32.87	3	Horizontal	226	1.88	-	28.25	27.60	5.27	-

802.11n HT20_Nss1,(MCS0)_2TX

2437MHz_TX

19/04/2018



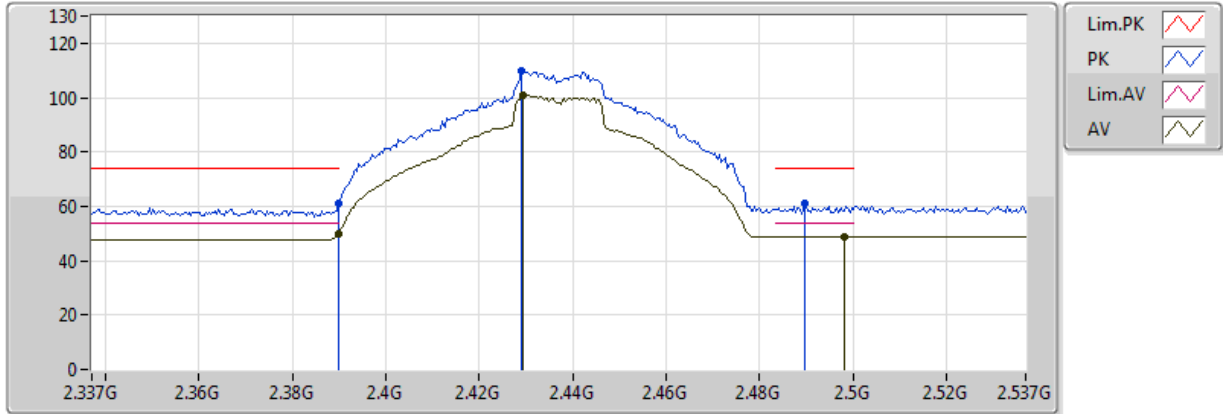
Lim.PK	
PK	
Lim.AV	
AV	

Type	Freq (Hz)	Level (dBuV/m)	Limit (dBuV/m)	Margin (dB)	Factor (dB)	Dist (m)	Condition	Azimuth (°)	Height (m)	Comments	Raw (dBuV)	AF (dB)	CL (dB)	PA (dB)
AV	2.3898G	53.23	54.00	-0.77	32.45	3	Vertical	155	1.49	-	20.78	27.31	5.14	-
AV	2.4334G	111.48	Inf	-Inf	32.62	3	Vertical	155	1.49	-	78.86	27.43	5.19	-
AV	2.483502G	49.61	54.00	-4.39	32.81	3	Vertical	155	1.49	-	16.80	27.56	5.25	-
PK	2.3894G	62.41	74.00	-11.59	32.45	3	Vertical	155	1.49	-	29.96	27.31	5.14	-
PK	2.4422G	120.46	Inf	-Inf	32.65	3	Vertical	155	1.49	-	87.81	27.45	5.20	-
PK	2.483502G	60.37	74.00	-13.63	32.81	3	Vertical	155	1.49	-	27.56	27.56	5.25	-

802.11n HT20_Nss1,(MCS0)_2TX

2437MHz_TX

19/04/2018

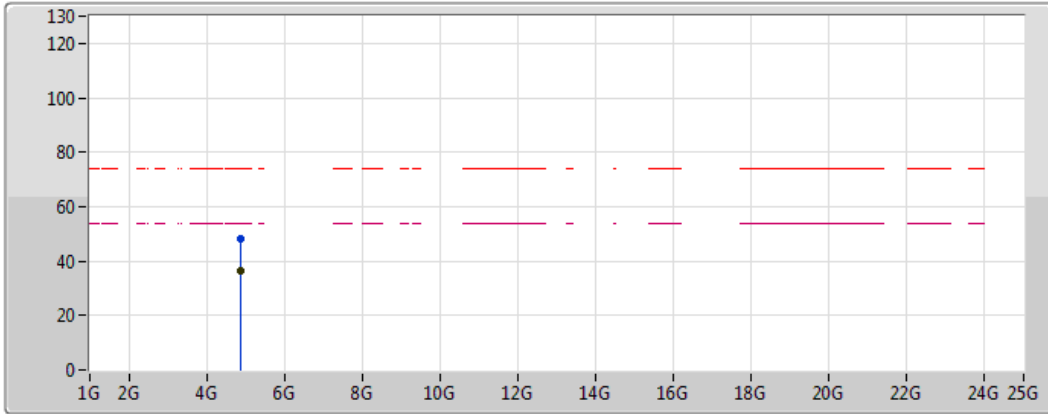






Type	Freq (Hz)	Level (dBuV/m)	Limit (dBuV/m)	Margin (dB)	Factor (dB)	Dist (m)	Condition	Azimuth (°)	Height (m)	Comments	Raw (dBuV)	AF (dB)	CL (dB)	PA (dB)
AV	2.3898G	49.62	54.00	-4.38	32.45	3	Horizontal	303	1.11	-	17.17	27.31	5.14	-
AV	2.4294G	101.03	Inf	-Inf	32.60	3	Horizontal	303	1.11	-	68.43	27.42	5.19	-
AV	2.4982G	48.80	54.00	-5.20	32.87	3	Horizontal	303	1.11	-	15.93	27.60	5.27	-
PK	2.3898G	60.98	74.00	-13.02	32.45	3	Horizontal	303	1.11	-	28.53	27.31	5.14	-
PK	2.429G	109.73	Inf	-Inf	32.60	3	Horizontal	303	1.11	-	77.13	27.42	5.18	-
PK	2.4898G	61.10	74.00	-12.90	32.83	3	Horizontal	303	1.11	-	28.27	27.57	5.26	-

802.11n HT20_Nss1,(MCS0)_2TX

2437MHz_TX

16/04/2018



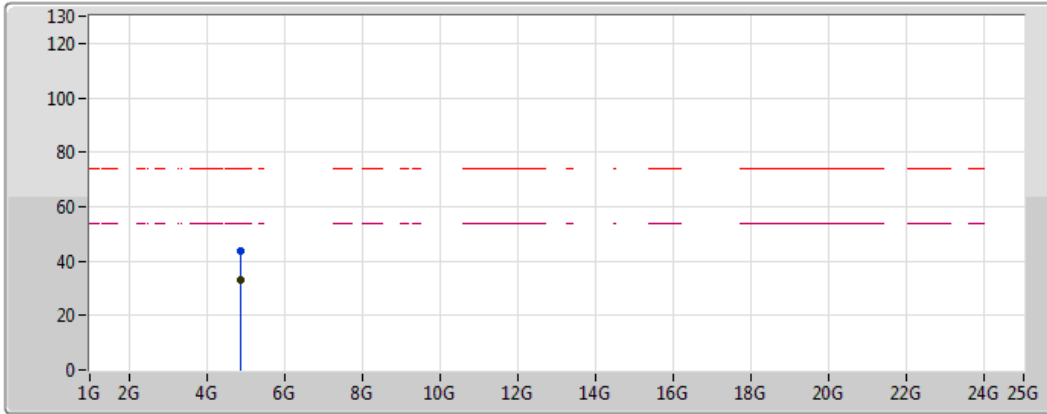
Lim.PK	
PK	
Lim.AV	
AV	





Type	Freq (Hz)	Level (dBuV/m)	Limit (dBuV/m)	Margin (dB)	Factor (dB)	Dist (m)	Condition	Azimuth (°)	Height (m)	Comments	Raw (dBuV)	AF (dB)	CL (dB)	PA (dB)
AV	4.8852G	36.37	54.00	-17.63	1.36	3	Vertical	0	1.72	-	35.01	31.32	5.24	35.20
PK	4.8848G	48.45	74.00	-25.55	1.36	3	Vertical	0	1.72	-	47.09	31.32	5.24	35.20

802.11n HT20_Nss1,(MCS0)_2TX

2437MHz_TX

16/04/2018

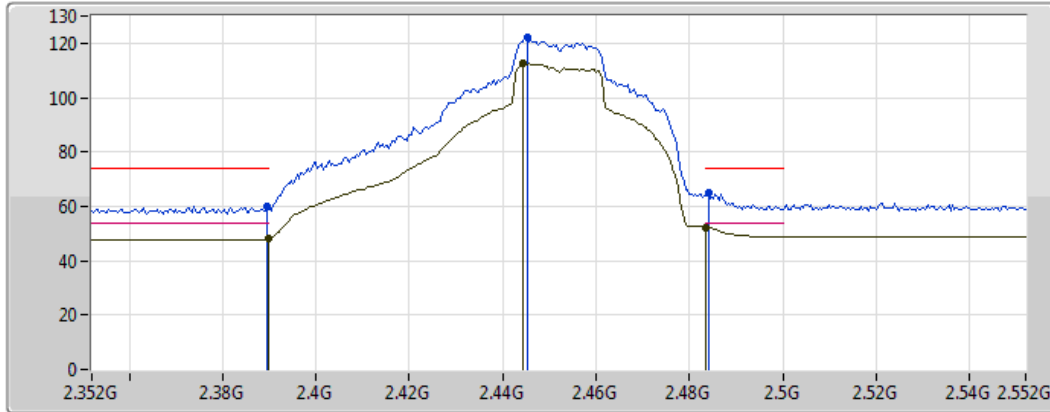


Lim.PK	
PK	
Lim.AV	
AV	

Type	Freq (Hz)	Level (dBuV/m)	Limit (dBuV/m)	Margin (dB)	Factor (dB)	Dist (m)	Condition	Azimuth (°)	Height (m)	Comments	Raw (dBuV)	AF (dB)	CL (dB)	PA (dB)
AV	4.8844G	32.92	54.00	-21.08	1.36	3	Horizontal	271	1.29	-	31.56	31.32	5.24	35.20
PK	4.873G	43.57	74.00	-30.43	1.34	3	Horizontal	271	1.29	-	42.23	31.30	5.23	35.19

**802.11n HT20_Nss1,(MCS0)_2TX
2452MHz_TX**

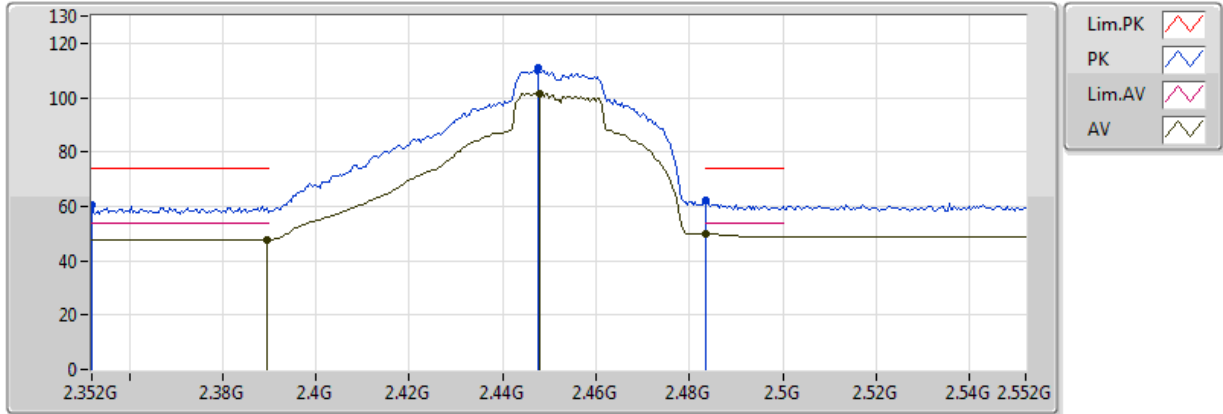
19/04/2018



Type	Freq (Hz)	Level (dBuV/m)	Limit (dBuV/m)	Margin (dB)	Factor (dB)	Dist (m)	Condition	Azimuth (°)	Height (m)	Comments	Raw (dBuV)	AF (dB)	CL (dB)	PA (dB)
AV	2.389998G	48.04	54.00	-5.96	32.45	3	Vertical	162	2.24	-	15.59	27.31	5.14	-
AV	2.4444G	112.52	Inf	-Inf	32.66	3	Vertical	162	2.24	-	79.86	27.46	5.20	-
AV	2.483502G	52.37	54.00	-1.63	32.81	3	Vertical	162	2.24	-	19.56	27.56	5.25	-
PK	2.3896G	59.79	74.00	-14.21	32.45	3	Vertical	162	2.24	-	27.34	27.31	5.14	-
PK	2.4452G	121.91	Inf	-Inf	32.66	3	Vertical	162	2.24	-	89.25	27.46	5.20	-
PK	2.484G	64.83	74.00	-9.17	32.81	3	Vertical	162	2.24	-	32.02	27.56	5.25	-

802.11n HT20_Nss1,(MCS0)_2TX 2452MHz_TX

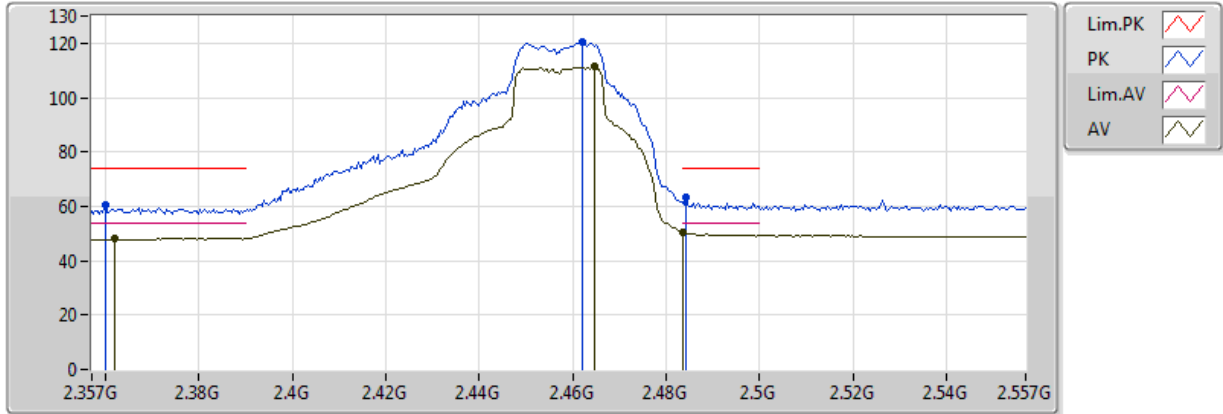
19/04/2018



Type	Freq (Hz)	Level (dBuV/m)	Limit (dBuV/m)	Margin (dB)	Factor (dB)	Dist (m)	Condition	Azimuth (°)	Height (m)	Comments	Raw (dBuV)	AF (dB)	CL (dB)	PA (dB)
AV	2.3896G	47.74	54.00	-6.26	32.45	3	Horizontal	198	1.35	-	15.29	27.31	5.14	-
AV	2.448G	101.59	Inf	-Inf	32.67	3	Horizontal	198	1.35	-	68.92	27.46	5.21	-
AV	2.483502G	49.88	54.00	-4.12	32.81	3	Horizontal	198	1.35	-	17.07	27.56	5.25	-
PK	2.352G	60.32	74.00	-13.68	32.31	3	Horizontal	198	1.35	-	28.01	27.22	5.09	-
PK	2.4476G	110.99	Inf	-Inf	32.67	3	Horizontal	198	1.35	-	78.32	27.46	5.21	-
PK	2.483502G	62.06	74.00	-11.94	32.81	3	Horizontal	198	1.35	-	29.25	27.56	5.25	-

**802.11n HT20_Nss1,(MCS0)_2TX
2457MHz_TX**

17/04/2018

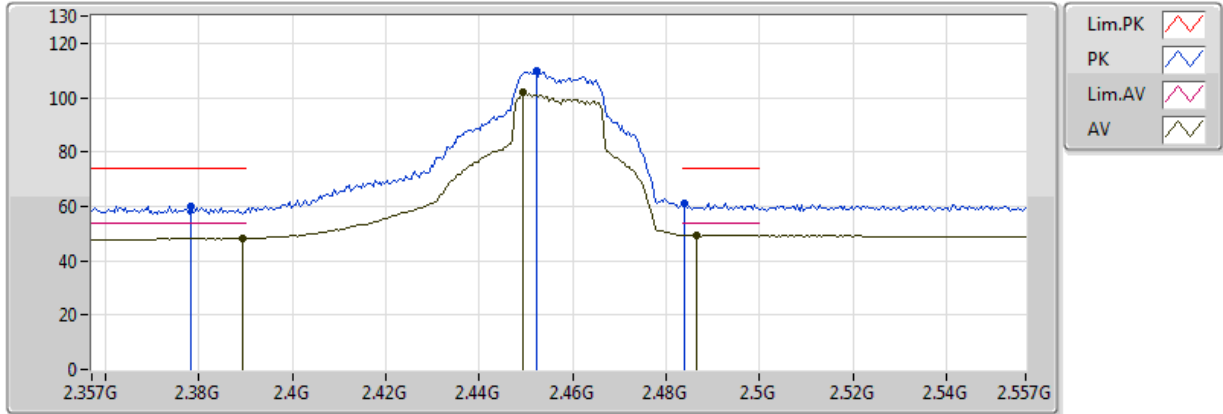


Type	Freq (Hz)	Level (dBuV/m)	Limit (dBuV/m)	Margin (dB)	Factor (dB)	Dist (m)	Condition	Azimuth (°)	Height (m)	Comments	Raw (dBuV)	AF (dB)	CL (dB)	PA (dB)
AV	2.3618G	48.16	54.00	-5.84	32.34	3	Vertical	159	1.43	-	15.82	27.24	5.10	-
AV	2.4646G	111.27	Inf	-Inf	32.74	3	Vertical	159	1.43	-	78.53	27.51	5.23	-
AV	2.483502G	50.36	54.00	-3.64	32.81	3	Vertical	159	1.43	-	17.55	27.56	5.25	-
PK	2.3598G	60.33	74.00	-13.67	32.34	3	Vertical	159	1.43	-	27.99	27.24	5.10	-
PK	2.4622G	120.47	Inf	-Inf	32.73	3	Vertical	159	1.43	-	87.74	27.50	5.22	-
PK	2.4842G	63.41	74.00	-10.59	32.81	3	Vertical	159	1.43	-	30.60	27.56	5.25	-

802.11n HT20_Nss1,(MCS0)_2TX

2457MHz_TX

17/04/2018

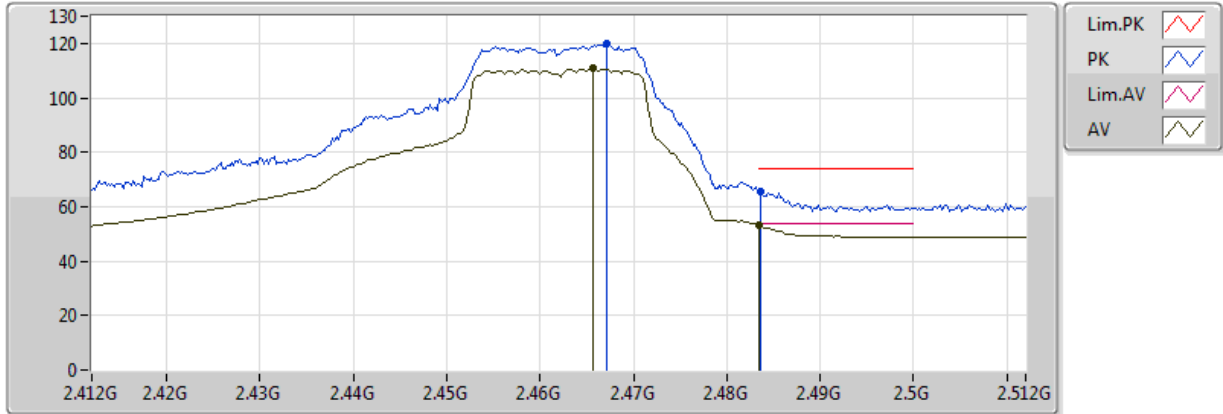


Type	Freq (Hz)	Level (dBuV/m)	Limit (dBuV/m)	Margin (dB)	Factor (dB)	Dist (m)	Condition	Azimuth (°)	Height (m)	Comments	Raw (dBuV)	AF (dB)	CL (dB)	PA (dB)
AV	2.3894G	48.01	54.00	-5.99	32.45	3	Horizontal	237	2.97	-	15.56	27.31	5.14	-
AV	2.4494G	101.72	Inf	-Inf	32.68	3	Horizontal	237	2.97	-	69.04	27.47	5.21	-
AV	2.4866G	49.32	54.00	-4.68	32.82	3	Horizontal	237	2.97	-	16.50	27.57	5.25	-
PK	2.3782G	60.03	74.00	-13.97	32.40	3	Horizontal	237	2.97	-	27.63	27.28	5.12	-
PK	2.4522G	110.00	Inf	-Inf	32.69	3	Horizontal	237	2.97	-	77.31	27.48	5.21	-
PK	2.4838G	60.93	74.00	-13.07	32.81	3	Horizontal	237	2.97	-	28.12	27.56	5.25	-

802.11n HT20_Nss1,(MCS0)_2TX

2462MHz_TX

16/04/2018

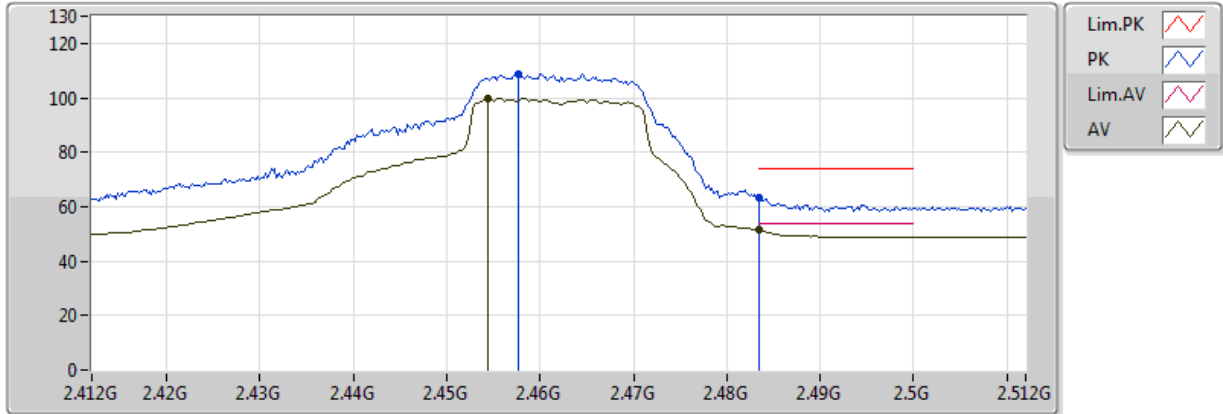


Type	Freq (Hz)	Level (dBuV/m)	Limit (dBuV/m)	Margin (dB)	Factor (dB)	Dist (m)	Condition	Azimuth (°)	Height (m)	Comments	Raw (dBuV)	AF (dB)	CL (dB)	PA (dB)
AV	2.4656G	110.69	Inf	-Inf	32.74	3	Vertical	160	1.45	-	77.95	27.51	5.23	-
AV	2.483502G	53.30	54.00	-0.70	32.81	3	Vertical	160	1.45	-	20.49	27.56	5.25	-
PK	2.4672G	119.71	Inf	-Inf	32.75	3	Vertical	160	1.45	-	86.96	27.51	5.23	-
PK	2.4836G	65.55	74.00	-8.45	32.81	3	Vertical	160	1.45	-	32.74	27.56	5.25	-

802.11n HT20_Nss1,(MCS0)_2TX

2462MHz_TX

16/04/2018

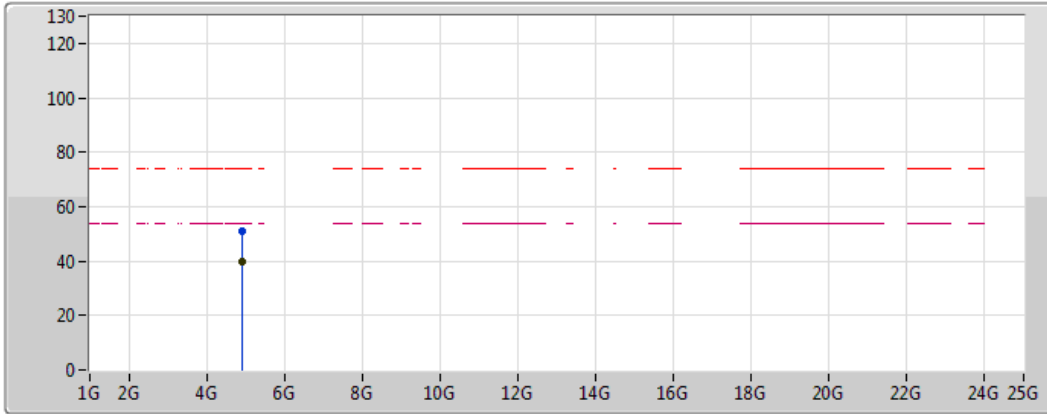






Type	Freq (Hz)	Level (dBuV/m)	Limit (dBuV/m)	Margin (dB)	Factor (dB)	Dist (m)	Condition	Azimuth (°)	Height (m)	Comments	Raw (dBuV)	AF (dB)	CL (dB)	PA (dB)
AV	2.4544G	99.92	Inf	-Inf	32.70	3	Horizontal	223	1.99	-	67.22	27.48	5.22	-
AV	2.483502G	51.31	54.00	-2.69	32.81	3	Horizontal	223	1.99	-	18.50	27.56	5.25	-
PK	2.4576G	108.87	Inf	-Inf	32.71	3	Horizontal	223	1.99	-	76.16	27.49	5.22	-
PK	2.483502G	63.09	74.00	-10.91	32.81	3	Horizontal	223	1.99	-	30.28	27.56	5.25	-

802.11n HT20_Nss1,(MCS0)_2TX

2462MHz_TX

16/04/2018



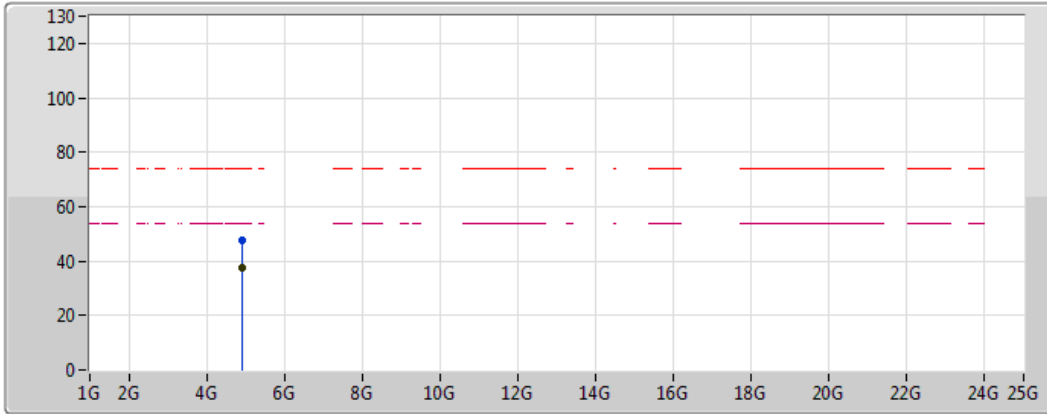
Lim.PK	
PK	
Lim.AV	
AV	





Type	Freq (Hz)	Level (dBuV/m)	Limit (dBuV/m)	Margin (dB)	Factor (dB)	Dist (m)	Condition	Azimuth (°)	Height (m)	Comments	Raw (dBuV)	AF (dB)	CL (dB)	PA (dB)
AV	4.9242G	40.04	54.00	-13.96	1.44	3	Vertical	91	2.44	-	38.60	31.38	5.27	35.20
PK	4.9298G	50.89	74.00	-23.11	1.45	3	Vertical	91	2.44	-	49.44	31.39	5.27	35.21

802.11n HT20_Nss1,(MCS0)_2TX

2462MHz_TX

16/04/2018



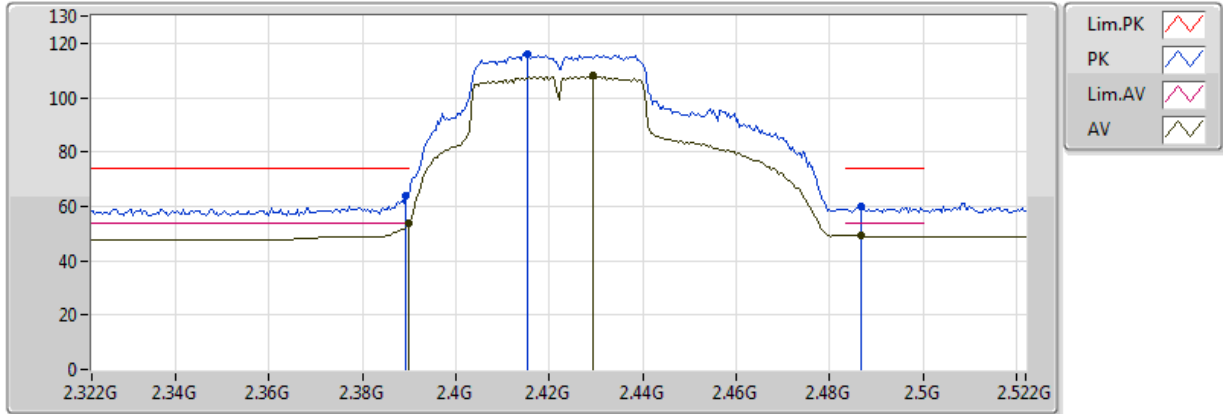
Lim.PK	
PK	
Lim.AV	
AV	

Type	Freq (Hz)	Level (dBuV/m)	Limit (dBuV/m)	Margin (dB)	Factor (dB)	Dist (m)	Condition	Azimuth (°)	Height (m)	Comments	Raw (dBuV)	AF (dB)	CL (dB)	PA (dB)
AV	4.9244G	37.57	54.00	-16.43	1.44	3	Horizontal	246	1.38	-	36.13	31.38	5.27	35.20
PK	4.9242G	47.44	74.00	-26.56	1.44	3	Horizontal	246	1.38	-	46.00	31.38	5.27	35.20

802.11n HT40_Nss1,(MCS0)_2TX

2422MHz_TX

19/04/2018

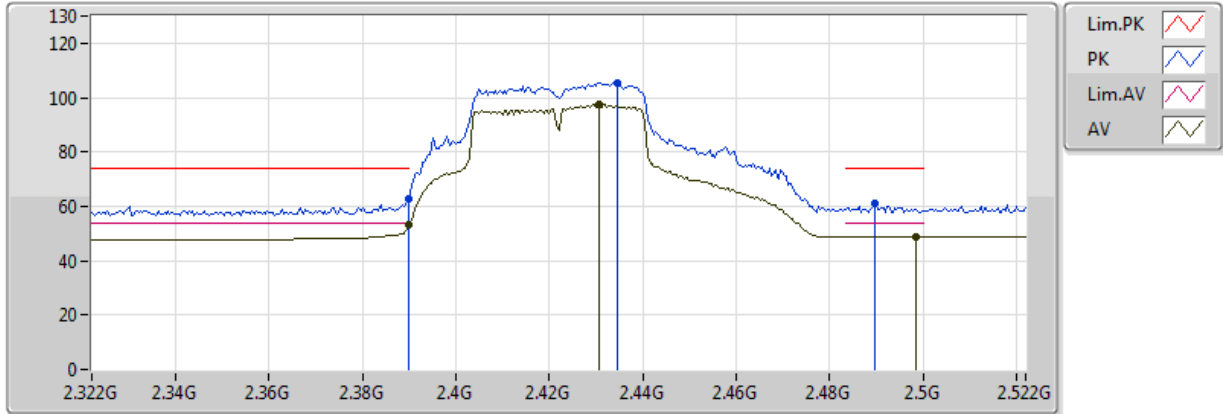


Type	Freq (Hz)	Level (dBuV/m)	Limit (dBuV/m)	Margin (dB)	Factor (dB)	Dist (m)	Condition	Azimuth (°)	Height (m)	Comments	Raw (dBuV)	AF (dB)	CL (dB)	PA (dB)
AV	2.389998G	53.76	54.00	-0.24	32.45	3	Vertical	222	1.61	-	21.31	27.31	5.14	-
AV	2.4292G	107.89	Inf	-Inf	32.60	3	Vertical	222	1.61	-	75.29	27.42	5.19	-
AV	2.4868G	49.06	54.00	-4.94	32.82	3	Vertical	222	1.61	-	16.24	27.57	5.25	-
PK	2.3892G	64.03	74.00	-9.97	32.45	3	Vertical	222	1.61	-	31.58	27.31	5.14	-
PK	2.4152G	115.93	Inf	-Inf	32.55	3	Vertical	222	1.61	-	83.38	27.38	5.17	-
PK	2.4868G	59.91	74.00	-14.09	32.82	3	Vertical	222	1.61	-	27.09	27.57	5.25	-

802.11n HT40_Nss1,(MCS0)_2TX

2422MHz_TX

19/04/2018

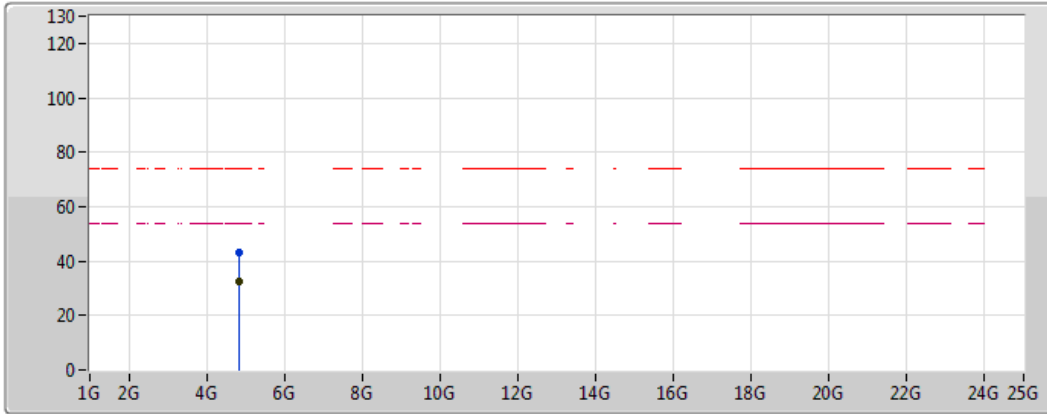


Type	Freq (Hz)	Level (dBuV/m)	Limit (dBuV/m)	Margin (dB)	Factor (dB)	Dist (m)	Condition	Azimuth (°)	Height (m)	Comments	Raw (dBuV)	AF (dB)	CL (dB)	PA (dB)
AV	2.389998G	53.46	54.00	-0.54	32.45	3	Horizontal	300	1.43	-	21.01	27.31	5.14	-
AV	2.4308G	97.47	Inf	-Inf	32.61	3	Horizontal	300	1.43	-	64.86	27.42	5.19	-
AV	2.4984G	48.80	54.00	-5.20	32.87	3	Horizontal	300	1.43	-	15.93	27.60	5.27	-
PK	2.389998G	62.62	74.00	-11.38	32.45	3	Horizontal	300	1.43	-	30.17	27.31	5.14	-
PK	2.4344G	105.45	Inf	-Inf	32.62	3	Horizontal	300	1.43	-	72.83	27.43	5.19	-
PK	2.4896G	61.03	74.00	-12.97	32.83	3	Horizontal	300	1.43	-	28.20	27.57	5.26	-

802.11n HT40_Nss1,(MCS0)_2TX

2422MHz_TX

16/04/2018

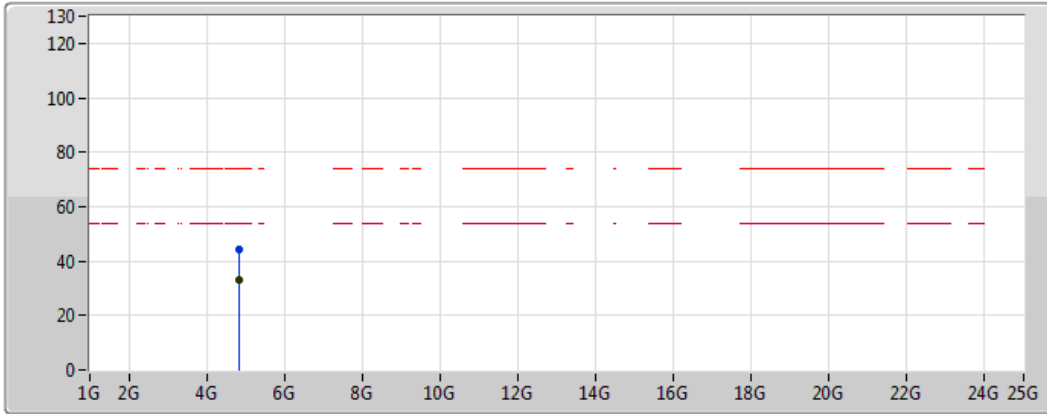


Type	Freq (Hz)	Level (dBuV/m)	Limit (dBuV/m)	Margin (dB)	Factor (dB)	Dist (m)	Condition	Azimuth (°)	Height (m)	Comments	Raw (dBuV)	AF (dB)	CL (dB)	PA (dB)
AV	4.84382G	32.43	54.00	-21.57	1.28	3	Vertical	347	2.75	-	31.15	31.25	5.22	35.18
PK	4.8383G	43.02	74.00	-30.98	1.27	3	Vertical	347	2.75	-	41.75	31.24	5.21	35.18

802.11n HT40_Nss1,(MCS0)_2TX

2422MHz_TX

16/04/2018

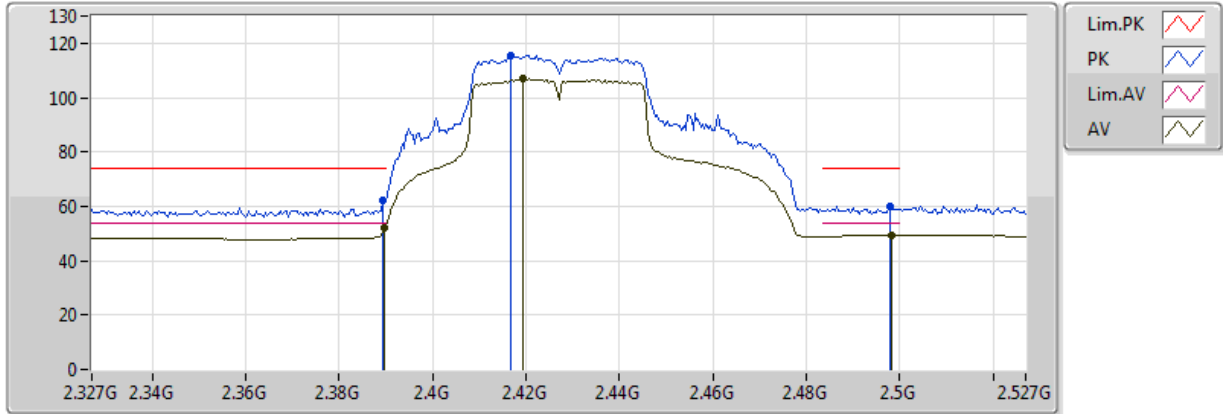


Type	Freq (Hz)	Level (dBuV/m)	Limit (dBuV/m)	Margin (dB)	Factor (dB)	Dist (m)	Condition	Azimuth (°)	Height (m)	Comments	Raw (dBuV)	AF (dB)	CL (dB)	PA (dB)
AV	4.8294G	33.08	54.00	-20.92	1.26	3	Horizontal	120	2.15	-	31.82	31.23	5.21	35.18
PK	4.8246G	44.43	74.00	-29.57	1.25	3	Horizontal	120	2.15	-	43.18	31.22	5.20	35.18

802.11n HT40_Nss1,(MCS0)_2TX

2427MHz_TX

16/04/2018

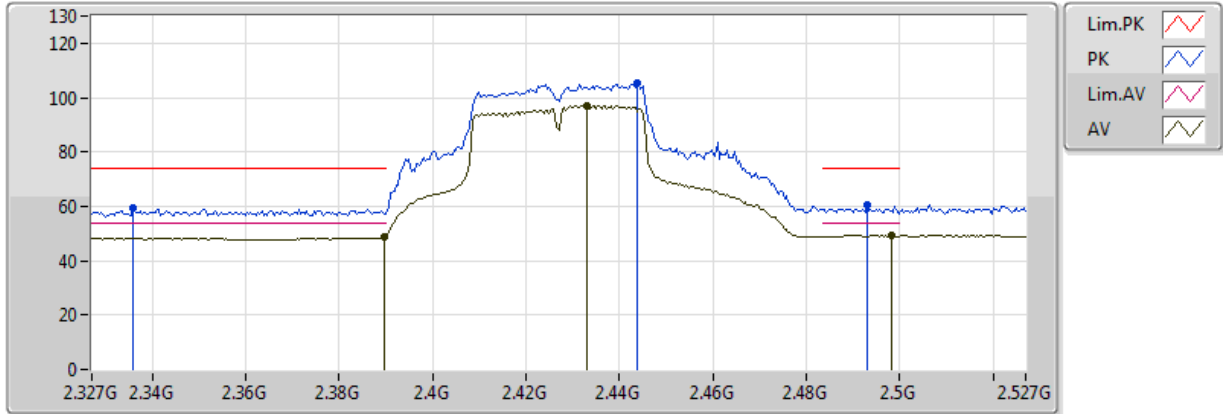


Type	Freq (Hz)	Level (dBuV/m)	Limit (dBuV/m)	Margin (dB)	Factor (dB)	Dist (m)	Condition	Azimuth (°)	Height (m)	Comments	Raw (dBuV)	AF (dB)	CL (dB)	PA (dB)
AV	2.3898G	52.09	54.00	-1.91	32.45	3	Vertical	159	1.43	-	19.64	27.31	5.14	-
AV	2.4194G	106.81	Inf	-Inf	32.56	3	Vertical	159	1.43	-	74.25	27.39	5.17	-
AV	2.4982G	49.07	54.00	-4.93	32.87	3	Vertical	159	1.43	-	16.20	27.60	5.27	-
PK	2.3894G	62.29	74.00	-11.71	32.45	3	Vertical	159	1.43	-	29.84	27.31	5.14	-
PK	2.4166G	115.42	Inf	-Inf	32.55	3	Vertical	159	1.43	-	82.87	27.38	5.17	-
PK	2.4978G	60.09	74.00	-13.91	32.86	3	Vertical	159	1.43	-	27.23	27.59	5.27	-

802.11n HT40_Nss1,(MCS0)_2TX

2427MHz_TX

16/04/2018

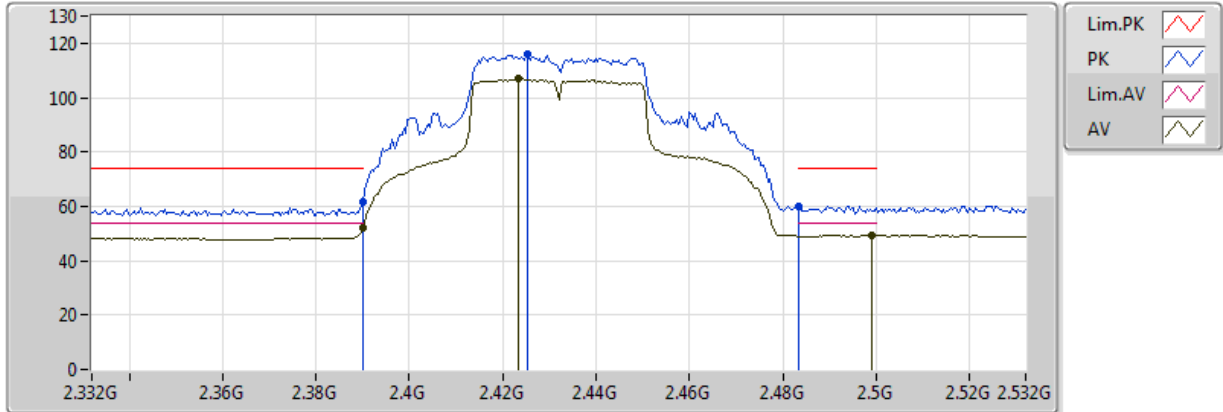


Type	Freq (Hz)	Level (dBuV/m)	Limit (dBuV/m)	Margin (dB)	Factor (dB)	Dist (m)	Condition	Azimuth (°)	Height (m)	Comments	Raw (dBuV)	AF (dB)	CL (dB)	PA (dB)
AV	2.3898G	48.84	54.00	-5.16	32.45	3	Horizontal	233	3.19	-	16.39	27.31	5.14	-
AV	2.433G	97.10	Inf	-Inf	32.62	3	Horizontal	233	3.19	-	64.48	27.43	5.19	-
AV	2.4982G	49.07	54.00	-4.93	32.87	3	Horizontal	233	3.19	-	16.20	27.60	5.27	-
PK	2.3358G	59.34	74.00	-14.66	32.24	3	Horizontal	233	3.19	-	27.10	27.17	5.07	-
PK	2.4438G	105.47	Inf	-Inf	32.66	3	Horizontal	233	3.19	-	72.81	27.45	5.20	-
PK	2.493G	60.37	74.00	-13.63	32.84	3	Horizontal	233	3.19	-	27.53	27.58	5.26	-

802.11n HT40_Nss1,(MCS0)_2TX

2432MHz_TX

16/04/2018

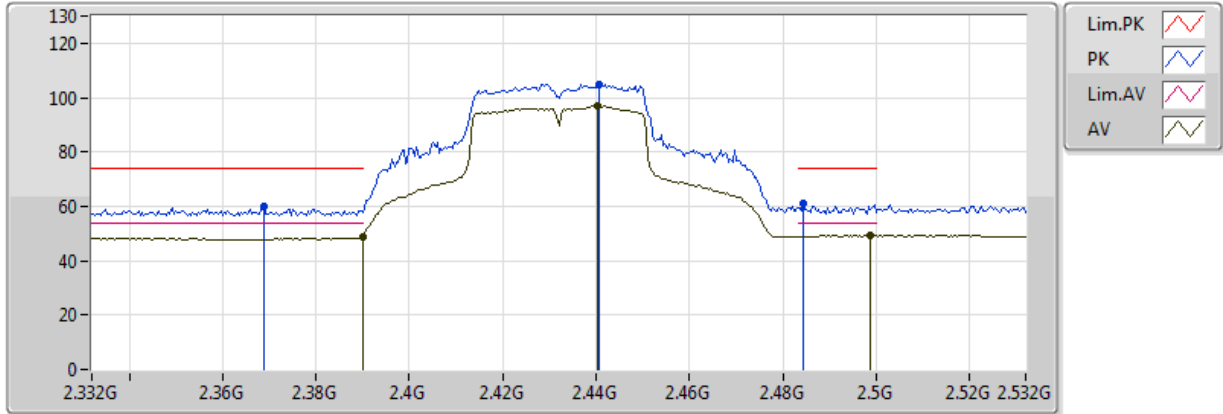


Type	Freq (Hz)	Level (dBuV/m)	Limit (dBuV/m)	Margin (dB)	Factor (dB)	Dist (m)	Condition	Azimuth (°)	Height (m)	Comments	Raw (dBuV)	AF (dB)	CL (dB)	PA (dB)
AV	2.389998G	52.09	54.00	-1.91	32.45	3	Vertical	159	1.45	-	19.64	27.31	5.14	-
AV	2.4232G	106.78	Inf	-Inf	32.58	3	Vertical	159	1.45	-	74.20	27.40	5.18	-
AV	2.4992G	49.07	54.00	-4.93	32.87	3	Vertical	159	1.45	-	16.20	27.60	5.27	-
PK	2.389998G	61.69	74.00	-12.31	32.45	3	Vertical	159	1.45	-	29.24	27.31	5.14	-
PK	2.4252G	115.78	Inf	-Inf	32.59	3	Vertical	159	1.45	-	83.19	27.41	5.18	-
PK	2.483502G	60.12	74.00	-13.88	32.81	3	Vertical	159	1.45	-	27.31	27.56	5.25	-

802.11n HT40_Nss1,(MCS0)_2TX

2432MHz_TX

16/04/2018

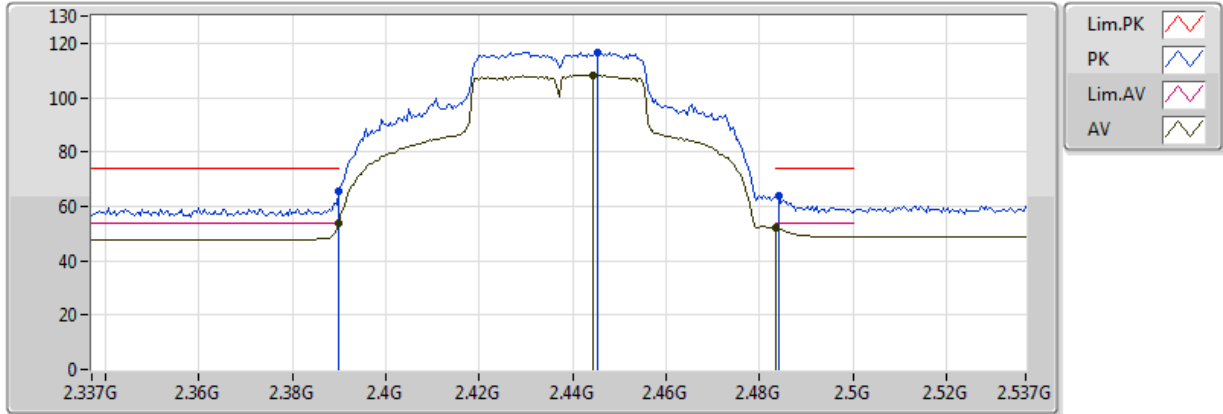


Type	Freq (Hz)	Level (dBuV/m)	Limit (dBuV/m)	Margin (dB)	Factor (dB)	Dist (m)	Condition	Azimuth (°)	Height (m)	Comments	Raw (dBuV)	AF (dB)	CL (dB)	PA (dB)
AV	2.389998G	48.84	54.00	-5.16	32.45	3	Horizontal	225	1.90	-	16.39	27.31	5.14	-
AV	2.4404G	96.79	Inf	-Inf	32.64	3	Horizontal	225	1.90	-	64.15	27.45	5.20	-
AV	2.4988G	49.07	54.00	-4.93	32.87	3	Horizontal	225	1.90	-	16.20	27.60	5.27	-
PK	2.3688G	59.88	74.00	-14.12	32.37	3	Horizontal	225	1.90	-	27.51	27.26	5.11	-
PK	2.4408G	105.02	Inf	-Inf	32.65	3	Horizontal	225	1.90	-	72.37	27.45	5.20	-
PK	2.4844G	61.14	74.00	-12.86	32.81	3	Horizontal	225	1.90	-	28.33	27.56	5.25	-

802.11n HT40_Nss1,(MCS0)_2TX

2437MHz_TX

16/04/2018

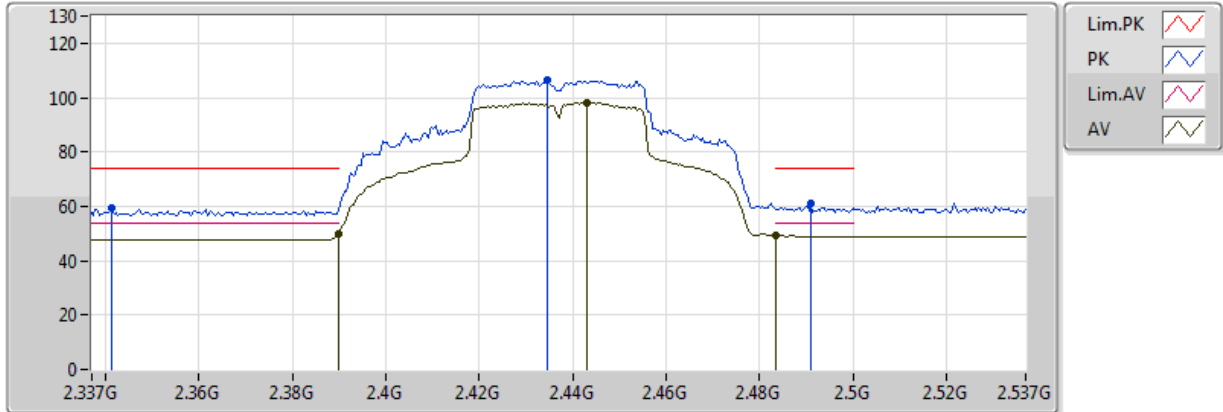


Type	Freq (Hz)	Level (dBuV/m)	Limit (dBuV/m)	Margin (dB)	Factor (dB)	Dist (m)	Condition	Azimuth (°)	Height (m)	Comments	Raw (dBuV)	AF (dB)	CL (dB)	PA (dB)
AV	2.3898G	53.75	54.00	-0.25	32.45	3	Vertical	164	1.63	-	21.30	27.31	5.14	-
AV	2.4442G	108.39	Inf	-Inf	32.66	3	Vertical	164	1.63	-	75.73	27.45	5.20	-
AV	2.483502G	51.96	54.00	-2.04	32.81	3	Vertical	164	1.63	-	19.15	27.56	5.25	-
PK	2.3898G	65.36	74.00	-8.64	32.45	3	Vertical	164	1.63	-	32.91	27.31	5.14	-
PK	2.4454G	116.75	Inf	-Inf	32.66	3	Vertical	164	1.63	-	84.09	27.46	5.20	-
PK	2.4842G	63.82	74.00	-10.18	32.81	3	Vertical	164	1.63	-	31.01	27.56	5.25	-

802.11n HT40_Nss1,(MCS0)_2TX

2437MHz_TX

16/04/2018

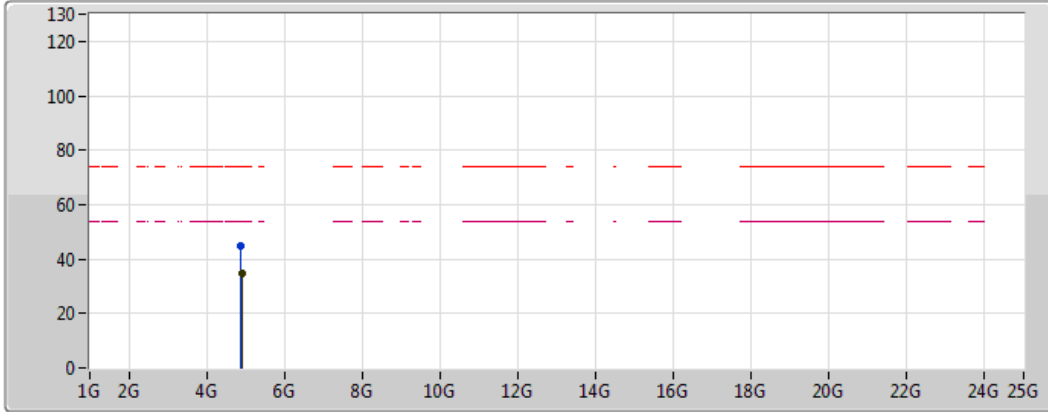






Type	Freq (Hz)	Level (dBuV/m)	Limit (dBuV/m)	Margin (dB)	Factor (dB)	Dist (m)	Condition	Azimuth (°)	Height (m)	Comments	Raw (dBuV)	AF (dB)	CL (dB)	PA (dB)
AV	2.3898G	49.60	54.00	-4.40	32.45	3	Horizontal	226	1.93	-	17.15	27.31	5.14	-
AV	2.443G	98.19	Inf	-Inf	32.65	3	Horizontal	226	1.93	-	65.54	27.45	5.20	-
AV	2.483502G	49.59	54.00	-4.41	32.81	3	Horizontal	226	1.93	-	16.78	27.56	5.25	-
PK	2.3414G	59.39	74.00	-14.61	32.27	3	Horizontal	226	1.93	-	27.12	27.19	5.08	-
PK	2.4346G	106.20	Inf	-Inf	32.62	3	Horizontal	226	1.93	-	73.58	27.43	5.19	-
PK	2.491G	61.16	74.00	-12.84	32.84	3	Horizontal	226	1.93	-	28.32	27.58	5.26	-

802.11n HT40_Nss1,(MCS0)_2TX

2437MHz_TX

16/04/2018



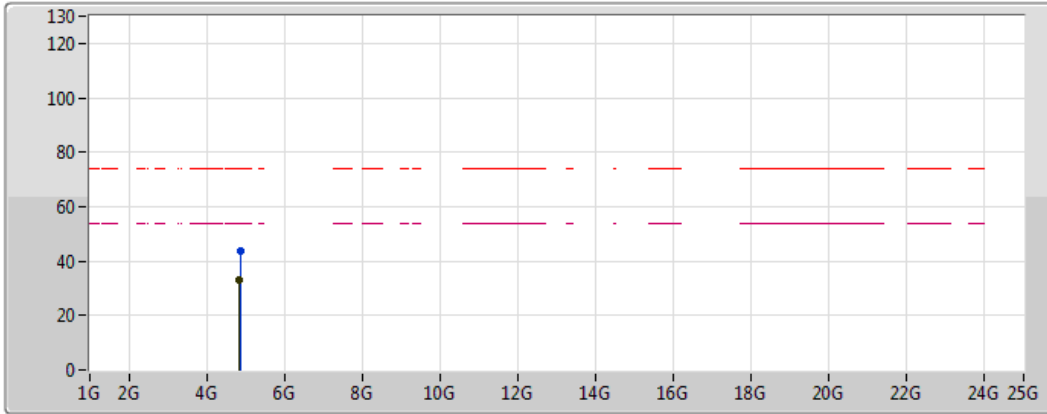
Lim.PK	
PK	
Lim.AV	
AV	

Type	Freq (Hz)	Level (dBuV/m)	Limit (dBuV/m)	Margin (dB)	Factor (dB)	Dist (m)	Condition	Azimuth (°)	Height (m)	Comments	Raw (dBuV)	AF (dB)	CL (dB)	PA (dB)
AV	4.8956G	34.52	54.00	-19.48	1.38	3	Vertical	9	1.82	-	33.14	31.33	5.25	35.20
PK	4.8874G	44.90	74.00	-29.10	1.37	3	Vertical	9	1.82	-	43.53	31.32	5.24	35.20

802.11n HT40_Nss1,(MCS0)_2TX

2437MHz_TX

16/04/2018

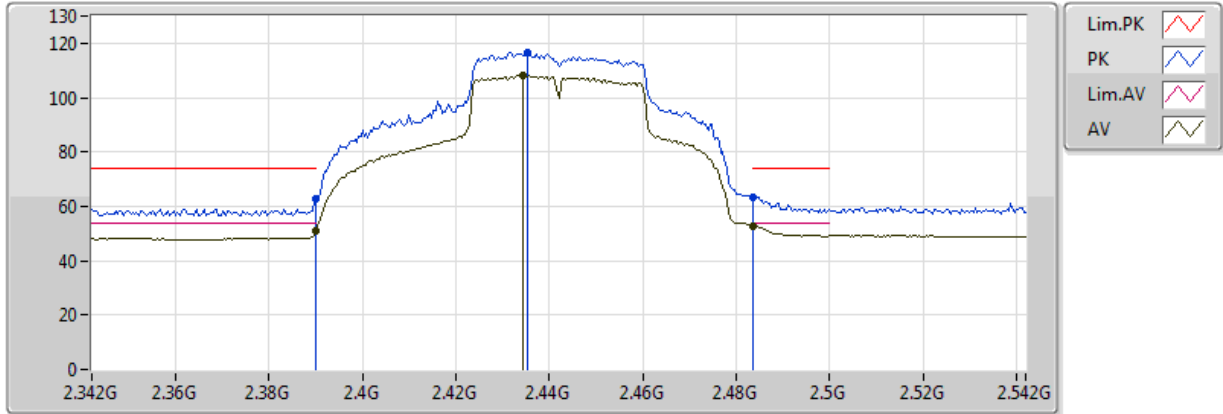


Type	Freq (Hz)	Level (dBuV/m)	Limit (dBuV/m)	Margin (dB)	Factor (dB)	Dist (m)	Condition	Azimuth (°)	Height (m)	Comments	Raw (dBuV)	AF (dB)	CL (dB)	PA (dB)
AV	4.8528G	32.94	54.00	-21.06	1.30	3	Horizontal	132	2.75	-	31.64	31.26	5.22	35.19
PK	4.873G	43.46	74.00	-30.54	1.34	3	Horizontal	132	2.75	-	42.12	31.30	5.23	35.19

802.11n HT40_Nss1,(MCS0)_2TX

2442MHz_TX

16/04/2018

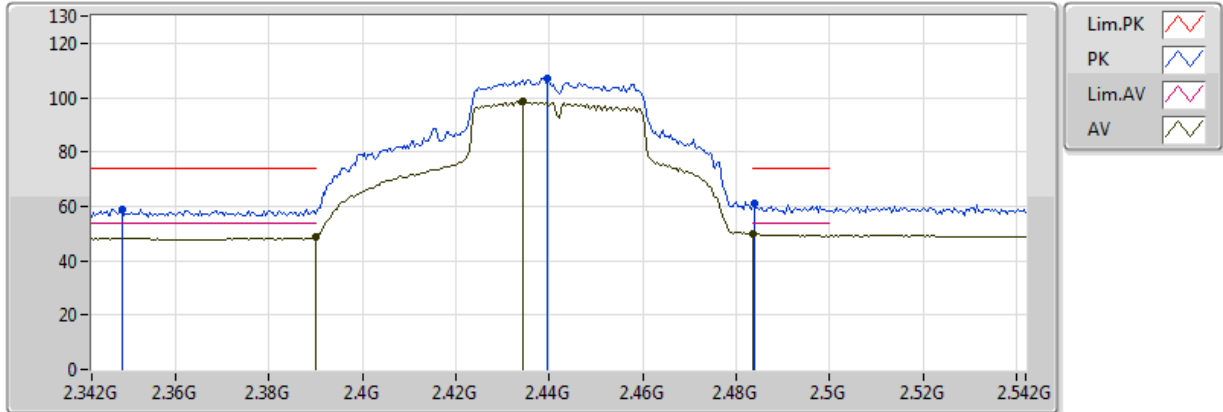


Type	Freq (Hz)	Level (dBuV/m)	Limit (dBuV/m)	Margin (dB)	Factor (dB)	Dist (m)	Condition	Azimuth (°)	Height (m)	Comments	Raw (dBuV)	AF (dB)	CL (dB)	PA (dB)
AV	2.389998G	51.14	54.00	-2.86	32.45	3	Vertical	164	2.27	-	18.69	27.31	5.14	-
AV	2.4344G	108.02	Inf	-Inf	32.62	3	Vertical	164	2.27	-	75.40	27.43	5.19	-
AV	2.483502G	52.92	54.00	-1.08	32.81	3	Vertical	164	2.27	-	20.11	27.56	5.25	-
PK	2.389998G	62.81	74.00	-11.19	32.45	3	Vertical	164	2.27	-	30.36	27.31	5.14	-
PK	2.4352G	116.50	Inf	-Inf	32.62	3	Vertical	164	2.27	-	83.88	27.43	5.19	-
PK	2.483502G	63.52	74.00	-10.48	32.81	3	Vertical	164	2.27	-	30.71	27.56	5.25	-

802.11n HT40_Nss1,(MCS0)_2TX

2442MHz_TX

16/04/2018

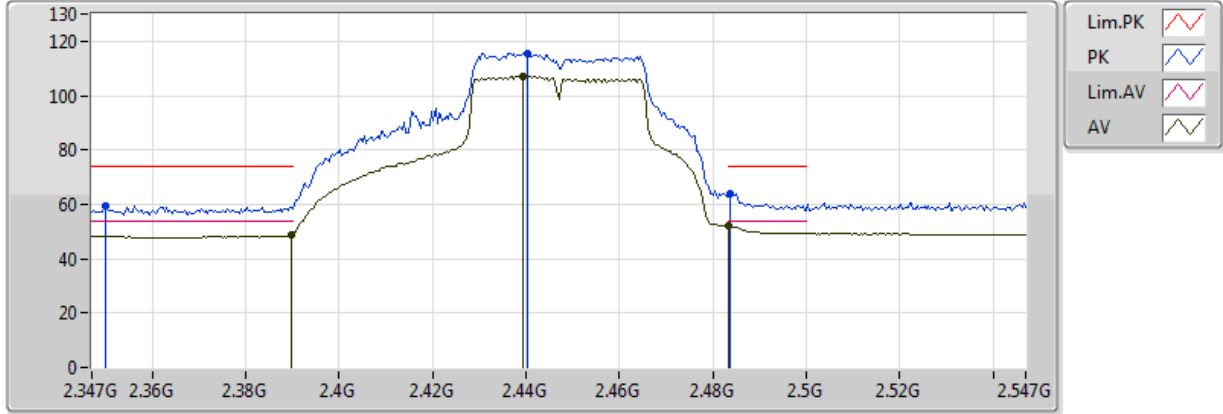


Type	Freq (Hz)	Level (dBuV/m)	Limit (dBuV/m)	Margin (dB)	Factor (dB)	Dist (m)	Condition	Azimuth (°)	Height (m)	Comments	Raw (dBuV)	AF (dB)	CL (dB)	PA (dB)
AV	2.389998G	48.57	54.00	-5.43	32.45	3	Horizontal	235	3.19	-	16.12	27.31	5.14	-
AV	2.4344G	98.38	Inf	-Inf	32.62	3	Horizontal	235	3.19	-	65.76	27.43	5.19	-
AV	2.483502G	49.85	54.00	-4.15	32.81	3	Horizontal	235	3.19	-	17.04	27.56	5.25	-
PK	2.3484G	58.97	74.00	-15.03	32.30	3	Horizontal	235	3.19	-	26.67	27.21	5.09	-
PK	2.4396G	106.87	Inf	-Inf	32.64	3	Horizontal	235	3.19	-	74.23	27.44	5.20	-
PK	2.484G	61.21	74.00	-12.79	32.81	3	Horizontal	235	3.19	-	28.40	27.56	5.25	-

802.11n HT40_Nss1,(MCS0)_2TX

2447MHz_TX

17/04/2018

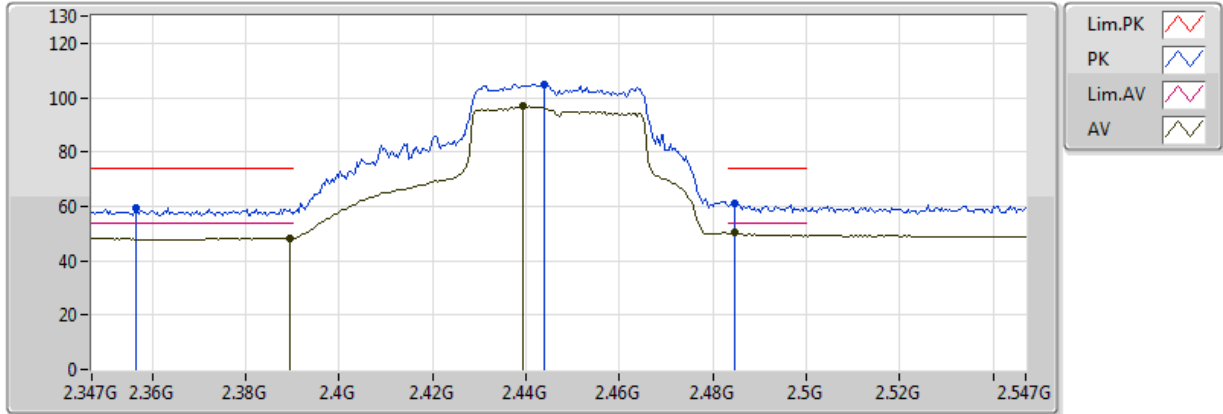


Type	Freq (Hz)	Level (dBuV/m)	Limit (dBuV/m)	Margin (dB)	Factor (dB)	Dist (m)	Condition	Azimuth (°)	Height (m)	Comments	Raw (dBuV)	AF (dB)	CL (dB)	PA (dB)
AV	2.3898G	48.57	54.00	-5.43	32.45	3	Vertical	163	2.20	-	16.12	27.31	5.14	-
AV	2.4394G	107.19	Inf	-Inf	32.64	3	Vertical	163	2.20	-	74.55	27.44	5.20	-
AV	2.483502G	52.15	54.00	-1.85	32.81	3	Vertical	163	2.20	-	19.34	27.56	5.25	-
PK	2.3498G	59.19	74.00	-14.81	32.30	3	Vertical	163	2.20	-	26.89	27.21	5.09	-
PK	2.4402G	115.67	Inf	-Inf	32.64	3	Vertical	163	2.20	-	83.03	27.44	5.20	-
PK	2.4838G	63.87	74.00	-10.13	32.81	3	Vertical	163	2.20	-	31.06	27.56	5.25	-

802.11n HT40_Nss1,(MCS0)_2TX

2447MHz_TX

17/04/2018

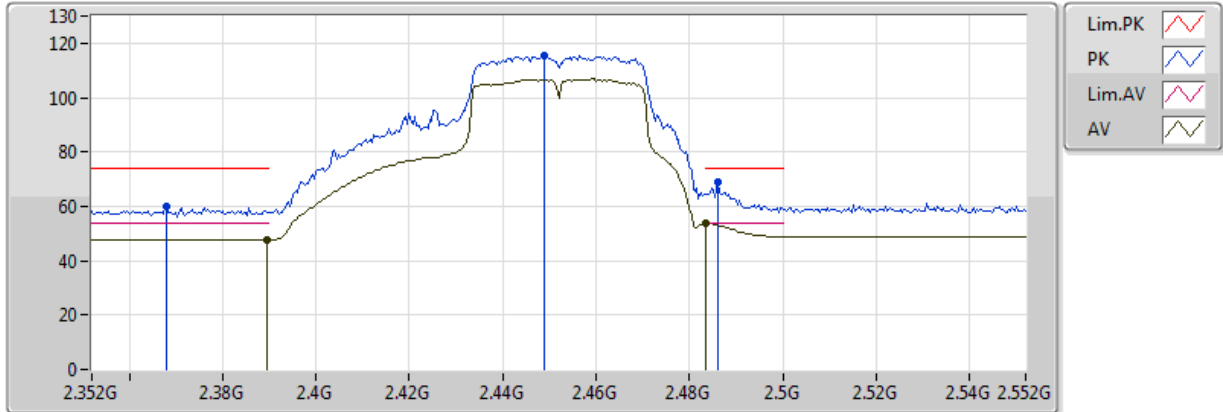


Type	Freq (Hz)	Level (dBuV/m)	Limit (dBuV/m)	Margin (dB)	Factor (dB)	Dist (m)	Condition	Azimuth (°)	Height (m)	Comments	Raw (dBuV)	AF (dB)	CL (dB)	PA (dB)
AV	2.3894G	48.01	54.00	-5.99	32.45	3	Horizontal	226	1.88	-	15.56	27.31	5.14	-
AV	2.4394G	96.79	Inf	-Inf	32.64	3	Horizontal	226	1.88	-	64.15	27.44	5.20	-
AV	2.4846G	50.36	54.00	-3.64	32.81	3	Horizontal	226	1.88	-	17.55	27.56	5.25	-
PK	2.3566G	59.45	74.00	-14.55	32.33	3	Horizontal	226	1.88	-	27.12	27.23	5.10	-
PK	2.4438G	104.92	Inf	-Inf	32.66	3	Horizontal	226	1.88	-	72.26	27.45	5.20	-
PK	2.4846G	61.07	74.00	-12.93	32.81	3	Horizontal	226	1.88	-	28.26	27.56	5.25	-

802.11n HT40_Nss1,(MCS0)_2TX

2452MHz_TX

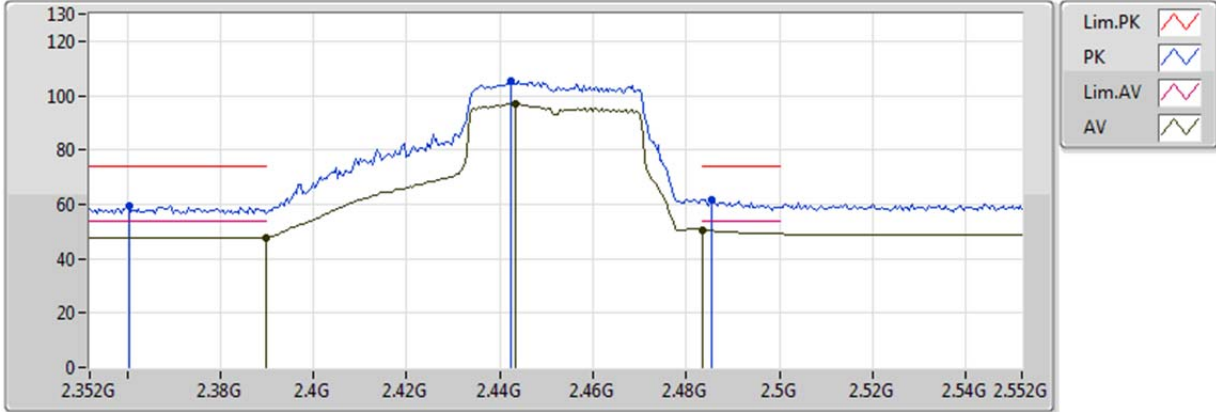
23/04/2018



Type	Freq (Hz)	Level (dBuV/m)	Limit (dBuV/m)	Margin (dB)	Factor (dB)	Dist (m)	Condition	Azimuth (°)	Height (m)	Comments	Raw (dBuV)	AF (dB)	CL (dB)	PA (dB)
AV	2.3896G	47.74	54.00	-6.26	32.45	3	Vertical	212	2.21	-	15.29	27.31	5.14	-
AV	2.3896G	47.74	54.00	-6.26	32.45	3	Vertical	212	2.21	-	15.29	27.31	5.14	-
AV	2.483502G	53.66	54.00	-0.34	32.81	3	Vertical	212	2.21	-	20.85	27.56	5.25	-
PK	2.368G	60.03	74.00	-13.97	32.37	3	Vertical	212	2.21	-	27.66	27.26	5.11	-
PK	2.4488G	115.47	Inf	-Inf	32.68	3	Vertical	212	2.21	-	82.79	27.47	5.21	-
PK	2.486G	68.87	74.00	-5.13	32.81	3	Vertical	212	2.21	-	36.06	27.56	5.25	-

**802.11n HT40_Nss1,(MCS0)_2TX
2452MHz_TX**

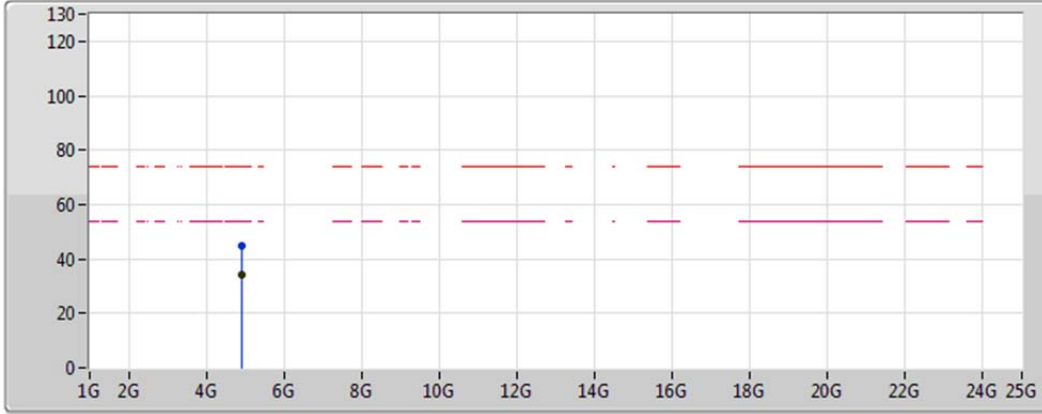
23/04/2018



Type	Freq (Hz)	Level (dBuV/m)	Limit (dBuV/m)	Margin (dB)	Factor (dB)	Dist (m)	Condition	Azimuth (°)	Height (m)	Comments	Raw (dBuV)	AF (dB)	CL (dB)	PA (dB)
AV	2.389998G	47.73	54.00	-6.27	32.45	3	Horizontal	225	1.92	-	15.28	27.31	5.14	-
AV	2.4432G	96.80	Inf	-Inf	32.65	3	Horizontal	225	1.92	-	64.15	27.45	5.20	-
AV	2.483502G	50.62	54.00	-3.38	32.81	3	Horizontal	225	1.92	-	17.81	27.56	5.25	-
PK	2.3604G	59.28	74.00	-14.72	32.34	3	Horizontal	225	1.92	-	26.94	27.24	5.10	-
PK	2.4424G	105.46	Inf	-Inf	32.65	3	Horizontal	225	1.92	-	72.81	27.45	5.20	-
PK	2.4856G	61.67	74.00	-12.33	32.81	3	Horizontal	225	1.92	-	28.86	27.56	5.25	-

**802.11n HT40_Nss1,(MCS0)_2TX
2452MHz_TX**

23/04/2018



Legend for plot:

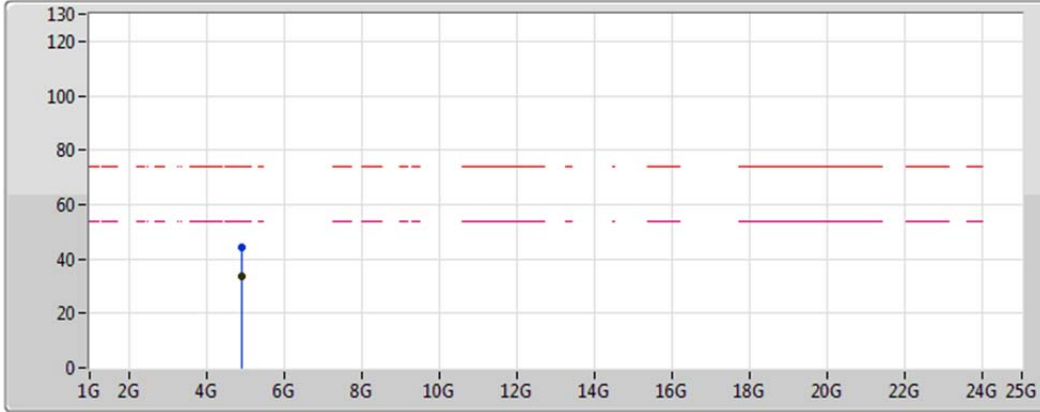
- Lim.PK 
- PK 
- Lim.AV 
- AV 

Type	Freq (Hz)	Level (dBuV/m)	Limit (dBuV/m)	Margin (dB)	Factor (dB)	Dist (m)	Condition	Azimuth (°)	Height (m)	Comments	Raw (dBuV)	AF (dB)	CL (dB)	PA (dB)
AV	4.9164G	34.18	54.00	-19.82	1.42	3	Vertical	95	2.50	-	32.76	31.37	5.26	35.20
PK	4.9222G	44.81	74.00	-29.19	1.44	3	Vertical	95	2.50	-	43.37	31.38	5.27	35.20

802.11n HT40_Nss1,(MCS0)_2TX

2452MHz_TX

23/04/2018



Legend for plot:

- Lim.PK (Red dashed line)
- PK (Blue line)
- Lim.AV (Magenta dashed line)
- AV (Green line)

Type	Freq (Hz)	Level (dBuV/m)	Limit (dBuV/m)	Margin (dB)	Factor (dB)	Dist (m)	Condition	Azimuth (°)	Height (m)	Comments	Raw (dBuV)	AF (dB)	CL (dB)	PA (dB)
AV	4.9232G	33.79	54.00	-20.21	1.44	3	Horizontal	237	1.48	-	32.35	31.38	5.27	35.20
PK	4.9274G	44.15	74.00	-29.85	1.45	3	Horizontal	237	1.48	-	42.70	31.38	5.27	35.21