

FCC Test Report

FCC ID : UIDTG3482P2
Equipment : Telephony Gateway
Brand Name : ARRIS
Model Name : TG3482P2
Applicant : ARRIS
3871 Lakefield Drive, #300 Suwanee, GA 30024
Manufacturer : ARRIS
3871 Lakefield Drive, #300 Suwanee, GA 30024
Standard : 47 CFR FCC Part 15.407

The product was received on Apr. 10, 2018, and testing was started from Apr. 10, 2018 and completed on Apr. 27, 2018. We, SPORTON INTERTIONAL INC. EMC & Wireless Communications Laboratory, would like to declare that the tested sample has been evaluated in accordance with the procedures given in ANSI C63.10-2013 and shown compliance with the applicable technical standards.

The report must not be used by the client to claim product certification, approval, or endorsement by TAF or any agency of government.

The test results in this report apply exclusively to the tested model / sample. Without written approval of SPORTON INTERTIONAL INC. EMC & Wireless Communications Laboratory, the test report shall not be reproduced except in full.



Approved by: Allen Lin

SPORTON INTERTIONAL INC. EMC & Wireless Communications Laboratory

No. 52, Huaya 1st Rd., Guishan Dist., Taoyuan City, Taiwan (R.O.C.)



Table of Contents

HISTORY OF THIS TEST REPORT3

SUMMARY OF TEST RESULT4

1 GENERAL DESCRIPTION5

1.1 Information.....5

1.2 Testing Applied Standards8

1.3 Testing Location Information9

1.4 Measurement Uncertainty9

2 TEST CONFIGURATION OF EUT.....10

2.1 Test Condition10

2.2 Test Channel Mode10

2.3 The Worst Case Measurement Configuration.....13

2.4 Accessories14

2.5 Support Equipment.....14

2.6 Test Setup Diagram15

3 TRANSMITTER TEST RESULT17

3.1 AC Power-line Conducted Emissions17

3.2 Emission Bandwidth18

3.3 Maximum Conducted Output Power19

3.4 Peak Power Spectral Density.....21

3.5 Unwanted Emissions.....23

3.6 Test Equipment and Calibration Data27

APPENDIX A. TEST RESULTS OF AC POWER-LINE CONDUCTED EMISSIONS

APPENDIX B. TEST RESULTS OF EMISSION BANDWIDTH

APPENDIX C. TEST RESULTS OF MAXIMUM CONDUCTED OUTPUT POWER

APPENDIX D. TEST RESULTS OF PEAK POWER SPECTRAL DENSITY

APPENDIX E. TEST RESULTS OF UNWANTED EMISSIONS

APPENDIX F. TEST PHOTOS

PHOTOGRAPHS OF EUT v01



Summary of Test Result

Report Clause	Ref. Std. Clause	Test Items	Result (PASS/FAIL)	Remark
1.1.2	15.203	Antenna Requirement	PASS	-
3.1	15.207	AC Power-line Conducted Emissions	PASS	-
3.2	15.407(a)	Emission Bandwidth	PASS	-
3.3	15.407(a)	Maximum Conducted Output Power	PASS	-
3.4	15.407(a)	Peak Power Spectral Density	PASS	-
3.5	15.407(b)	Unwanted Emissions	PASS	-

Reviewed by: Jeremy Lin

Report Producer: Jackson Tsai



1 General Description

1.1 Information

1.1.1 RF General Information

Frequency Range (MHz)	IEEE Std. 802.11	Ch. Frequency (MHz)	Channel Number
5150-5250	a, n (HT20), ac (VHT20)	5180-5240	36-48 [4]
5725-5850		5745-5825	149-165 [5]
5150-5250	n (HT40), ac (VHT40)	5190-5230	38-46 [2]
5725-5850		5755-5795	151-159 [2]
5150-5250	ac (VHT80)	5210	42 [1]
5725-5850		5775	155 [1]

< Non-Beamforming - 8TX_NSS 1 >

Band	Mode	BWch (MHz)	Nant
5.15-5.25GHz	802.11a	20	8TX
5.725-5.85GHz	802.11a	20	8TX
5.15-5.25GHz	802.11ac VHT20	20	8TX
5.725-5.85GHz	802.11ac VHT20	20	8TX
5.15-5.25GHz	802.11ac VHT40	40	8TX
5.725-5.85GHz	802.11ac VHT40	40	8TX
5.15-5.25GHz	802.11ac VHT80	80	8TX
5.725-5.85GHz	802.11ac VHT80	80	8TX

< Non-Beamforming - 8TX_NSS 2 >

Band	Mode	BWch (MHz)	Nant
5.725-5.85GHz	802.11ac VHT20	20	8TX
5.725-5.85GHz	802.11ac VHT40	40	8TX
5.725-5.85GHz	802.11ac VHT80	80	8TX



< Beamforming - 8TX_NSS 1 >

Band	Mode	BWch (MHz)	Nant
5.15-5.25GHz	802.11ac VHT20-BF	20	8TX
5.725-5.85GHz	802.11ac VHT20-BF	20	8TX
5.15-5.25GHz	802.11ac VHT40-BF	40	8TX
5.725-5.85GHz	802.11ac VHT40-BF	40	8TX
5.15-5.25GHz	802.11ac VHT80-BF	80	8TX
5.725-5.85GHz	802.11ac VHT80-BF	80	8TX

< Beamforming - 8TX_NSS 2 >

Band	Mode	BWch (MHz)	Nant
5.725-5.85GHz	802.11ac VHT20-BF	20	8TX
5.725-5.85GHz	802.11ac VHT40-BF	40	8TX
5.725-5.85GHz	802.11ac VHT80-BF	80	8TX

Note:

- ◆ 11a, HT20 and HT40 use a combination of OFDM-BPSK, QPSK, 16QAM, 64QAM modulation.
- ◆ VHT20, VHT40, VHT80 use a combination of OFDM-BPSK, QPSK, 16QAM, 64QAM, 256QAM modulation.
- ◆ BWch is the nominal channel bandwidth.
- ◆ NSS 2 for UNII-3 only.

1.1.2 Antenna Information

Ant.	Brand	Model Name	Antenna Type	Connector
1	Airgain	XB6	PIFA antenna	I-PEX
2	Airgain	XB6	PIFA antenna	I-PEX
3	Airgain	XB6	PIFA antenna	I-PEX
4	Airgain	XB6	PIFA antenna	I-PEX
5	Airgain	XB6	PIFA antenna	I-PEX
6	Airgain	XB6	PIFA antenna	I-PEX
7	Airgain	XB6	PIFA antenna	I-PEX
8	Airgain	XB6	PIFA antenna	I-PEX

Ant.	Port	Peak Gain (dBi)	
		2.4G	5G
1	3	-	2.8
2	4	-	3.4
3	5	-	2.7
4	6	-	3.4
5	1	1.5	4.0
6	7	-	3.9
7	8	-	3.7
8	2	1.5	3.4

Ant.	Composite Gain (dBi)	
	2.4G	5G
	2T1S	8T1S
1	-	5.8
2	-	5.8
3	-	5.8
4	-	5.8
5	5.8	5.8
6	-	5.8
7	-	5.8
8	5.8	5.8

Note 1: The EUT has eight antennas.

For 2.4 GHz function:

For IEEE 802.11b/g/n mode (2TX/2RX)

Ant. 5 and Ant. 8 could transmit/receive simultaneously.

For 5 GHz function:

For IEEE 802.11a/n/ac mode (8TX/8RX)

Ant. 1 ~ Ant. 8 could transmit/receive simultaneously.

Note 2:

- ♦ The Signals support CDD and correlated, and transmits simultaneously in multiple channels in single or multiple frequency bands.
- ♦ If all antennas have the same gain, G_{ANT} :
Directional gain = $G_{ANT} + 10 \log(N_{ANT}/N_{SS})$ dBi, where N_{SS} = the number of independent spatial streams of data and G_{ANT} is the antenna gain in dBi. (This formula can also be applied when antennas have different gains if the highest antenna gain is substituted for G_{ANT} .)
- ♦ For power measurements on IEEE 802.11 devices,
Array Gain = 0 dB (i.e., no array gain) for $N_{ANT} \leq 4$;
Array Gain = 0 dB (i.e., no array gain) for channel widths ≥ 40 MHz for any N_{ANT} ;
Array Gain = $5 \log(N_{ANT}/N_{SS})$ dB or 3 dB, whichever is less, for 20-MHz channel widths with $N_{ANT} \geq 5$.



1.1.3 EUT Information

Operational Condition				
EUT Power Type	From AC Mains			
EUT Function	<input type="checkbox"/>	Outdoor	<input checked="" type="checkbox"/>	Indoor
	<input type="checkbox"/>	Fixed P2P	<input type="checkbox"/>	Client
Beamforming Function	<input checked="" type="checkbox"/>	With beamforming	<input type="checkbox"/>	Without beamforming
Type of EUT				
<input checked="" type="checkbox"/>	Stand-alone			
<input type="checkbox"/>	Combined (EUT where the radio part is fully integrated within another device)			
	Combined Equipment - Brand Name / Model No.:		...	
<input type="checkbox"/>	Plug-in radio (EUT intended for a variety of host systems)			
	Host System - Brand Name / Model No.:		...	
<input type="checkbox"/>	Other:			

1.1.4 Mode Test Duty Cycle

< Non-Beamforming - 8TX_NSS 1 >

Mode	DC	DCF(dB)	T(s)	VBW(Hz) ≥ 1/T
802.11a	0.98	0.088	n/a (DC>=0.98)	n/a (DC>=0.98)
802.11ac VHT20	0.99	0.044	n/a (DC>=0.98)	n/a (DC>=0.98)
802.11ac VHT40	0.981	0.083	n/a (DC>=0.98)	n/a (DC>=0.98)
802.11ac VHT80	0.984	0.07	n/a (DC>=0.98)	n/a (DC>=0.98)

< Non-Beamforming - 8TX_NSS 2 >

Mode	DC	DCF(dB)	T(s)	VBW(Hz) ≥ 1/T
802.11ac VHT20	0.99	0.044	n/a (DC>=0.98)	n/a (DC>=0.98)
802.11ac VHT40	0.981	0.083	n/a (DC>=0.98)	n/a (DC>=0.98)
802.11ac VHT80	0.984	0.07	n/a (DC>=0.98)	n/a (DC>=0.98)

< Beamforming - 8TX_NSS 1 >

Mode	DC	DCF(dB)	T(s)	VBW(Hz) ≥ 1/T
802.11ac VHT20-BF	0.892	0.496	3.5m	300
802.11ac VHT40-BF	0.862	0.645	1.709m	1k
802.11ac VHT80-BF	0.925	0.339	4.653m	300

< Beamforming - 8TX_NSS 2 >

Mode	DC	DCF(dB)	T(s)	VBW(Hz) ≥ 1/T
802.11ac VHT20-BF	0.928	0.325	3.503m	300
802.11ac VHT40-BF	0.888	0.516	2.128m	1k
802.11ac VHT80-BF	0.892	0.496	4.288m	300



1.2 Testing Applied Standards

According to the specifications of the manufacturer, the EUT must comply with the requirements of the following standards:

- ◆ 47 CFR FCC Part 15
- ◆ ANSI C63.10-2013
- ◆ KDB 789033 D02 v02r01
- ◆ KDB 662911 D01 v02r01

1.3 Testing Location Information

Testing Location		
<input checked="" type="checkbox"/>	HWA YA	ADD : No. 52, Huaya 1st Rd., Guishan Dist., Taoyuan City, Taiwan (R.O.C.) TEL : 886-3-327-3456 FAX : 886-3-327-0973
Test site Designation No. TW1190 with FCC.		
<input type="checkbox"/>	JHUBEI	ADD : No.8, Ln. 724, Bo'ai St., Zhubei City, Hsinchu County, Taiwan (R.O.C.) TEL : 886-3-656-9065 FAX : 886-3-656-9085
Test site Designation No. TW0006 with FCC.		

Test Condition	Test Site No.	Test Engineer	Test Environment	Test Date
AC Conduction	CO04-HY	Daniel Hsu	22.1°C / 58%	24/Apr/2018
RF Conducted	TH06-HY	Barry Xiao	23.2°C / 62%	27/Apr/2018
Radiated <Non-Beamforming - 8TX>	03CH02-HY	Thor Wei	22.5°C / 57%	20/Apr/2018
Radiated <Beamforming - 8TX>	03CH02-HY	Thor Wei	22.7°C / 55%	27/Apr/2018

1.4 Measurement Uncertainty

ISO/IEC 17025 requires that an estimate of the measurement uncertainties associated with the emissions test results be included in the report. The measurement uncertainties given below are based on a 95% confidence level (based on a coverage factor (k=2))

Test Items	Uncertainty	Remark
Conducted Emission (150kHz ~ 30MHz)	3.6 dB	Confidence levels of 95%
Radiated Emission (9kHz ~ 30MHz)	3.0 dB	Confidence levels of 95%
Radiated Emission (30MHz ~ 1,000MHz)	4.3 dB	Confidence levels of 95%
Radiated Emission (1GHz ~ 18GHz)	3.9 dB	Confidence levels of 95%
Radiated Emission (18GHz ~ 40GHz)	3.5 dB	Confidence levels of 95%
Conducted Emission	1.3 dB	Confidence levels of 95%
Temperature	0.7 °C	Confidence levels of 95%
Humidity	4 %	Confidence levels of 95%



2 Test Configuration of EUT

2.1 Test Condition

Condition Item	Abbreviation/Remark	Remark
RF Conducted	Abbreviation	Remark
TnomVnom	Tnom	20°C
-	Vnom	120V

2.2 Test Channel Mode

Test Software	cmd
---------------	-----

< Non-Beamforming - 8TX_NSS 1 >

Mode	Power Setting
802.11a_Nss1,(6Mbps)_8TX	-
5180MHz	20,20
5200MHz	20,20
5240MHz	20,20
5745MHz	19,19
5785MHz	19,19
5825MHz	19,19
802.11ac VHT20_Nss1,(MCS0)_8TX	-
5180MHz	20,20
5200MHz	20,20
5240MHz	20,20
5745MHz	19,19
5785MHz	19,19
5825MHz	19,19
802.11ac VHT40_Nss1,(MCS0)_8TX	-
5190MHz	18,18
5230MHz	20,20
5755MHz	19,19
5795MHz	18,18
802.11ac VHT80_Nss1,(MCS0)_8TX	-
5210MHz	17,17
5775MHz	19,19



< Non-Beamforming - 8TX_NSS 2 >

Mode	Power Setting
802.11ac VHT20_Nss1,(MCS0)_8TX	-
5745MHz	19,19
5785MHz	19,19
5825MHz	19,19
802.11ac VHT40_Nss1,(MCS0)_8TX	-
5755MHz	18,18
5795MHz	18,18
802.11ac VHT80_Nss1,(MCS0)_8TX	-
5775MHz	19,19

< Beamforming - 8TX_NSS 1 >

Mode	Power Setting
802.11ac VHT20-BF_Nss1,(MCS0)_8TX	-
5180MHz	20,20
5200MHz	23,23
5240MHz	23,23
5745MHz	22,22
5785MHz	22,22
5825MHz	22,22
802.11ac VHT40-BF_Nss1,(MCS0)_8TX	-
5190MHz	21,21
5230MHz	22,22
5755MHz	19,19
5795MHz	19,19
802.11ac VHT80-BF_Nss1,(MCS0)_8TX	-
5210MHz	20,20
5775MHz	20,20




< Beamforming - 8TX_NSS 2 >

Mode	PowerSetting
802.11ac VHT20-BF_Nss2,(MCS0)_8TX	-
5745MHz	20,20
5785MHz	20,20
5825MHz	21,21
802.11ac VHT40-BF_Nss2,(MCS0)_8TX	-
5755MHz	19,19
5795MHz	19,19
802.11ac VHT80-BF_Nss2,(MCS0)_8TX	-
5775MHz	20,20

2.3 The Worst Case Measurement Configuration

The Worst Case Mode for Following Conformance Tests	
Tests Item	AC power-line conducted emissions
Condition	AC power-line conducted measurement for line and neutral
Operating Mode	CTX
1	AC mode; Non-Beamforming
2	AC mode; Beamforming

The Worst Case Mode for Following Conformance Tests	
Tests Item	Emission Bandwidth Maximum Conducted Output Power Peak Power Spectral Density
Test Condition	Conducted measurement at transmit chains

The Worst Case Mode for Following Conformance Tests	
Tests Item	Unwanted Emissions
Test Condition	Radiated measurement If EUT consist of multiple antenna assembly (multiple antenna are used in EUT regardless of spatial multiplexing MIMO configuration), the radiated test should be performed with highest antenna gain of each antenna type.
Operating Mode < 1GHz	CTX
1	AC mode
Operating Mode > 1GHz	CTX
Orthogonal Planes of EUT	Y Plane 
Worst Planes of EUT	V

The Worst Case Mode for Following Conformance Tests	
Tests Item	Simultaneous Transmission Analysis
Operating Mode	1. WLAN 2.4GHz + WLAN 5GHz + Thread + Bluetooth
Refer to Sporton Test Report No.: FA832312 for Co-location RF Exposure Evaluation.	

2.4 Accessories

Accessories				
Power Cord	Cable	1.65 meter, Non-Shielded cable	In/Out door	indoor

Reminder: Regarding to more detail and other information, please refer to user manual.

2.5 Support Equipment

Support Equipment – AC Conduction				
No.	Equipment	Brand Name	Model Name	FCC ID
1	Client	-	-	-
2	Notebook	DELL	E5530	DoC
3	Notebook	DELL	E5540	DoC

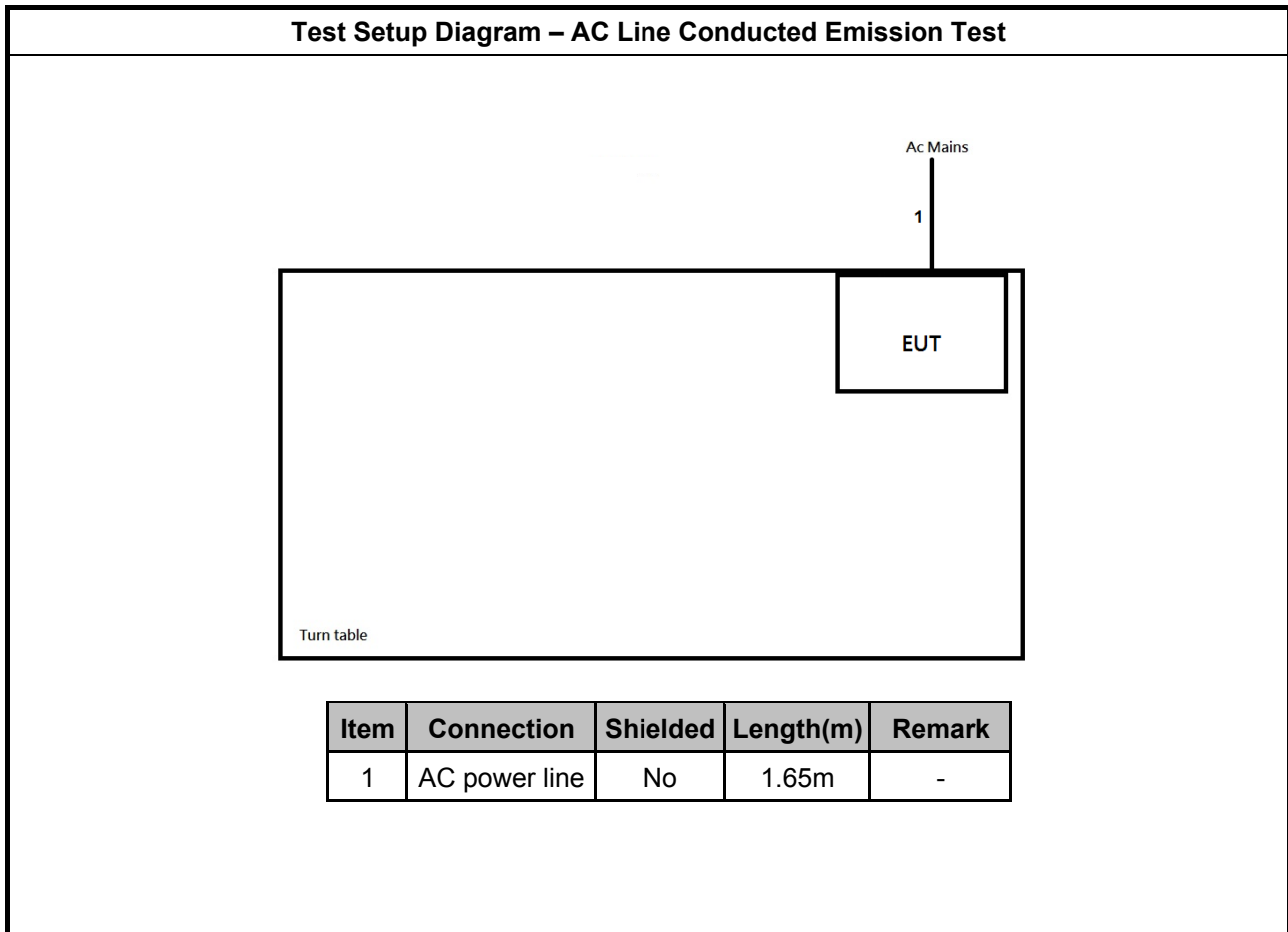
Note: Support equipment No.1 was provided by customer.

Support Equipment – RF Conducted				
No.	Equipment	Brand Name	Model Name	FCC ID
1	Notebook	DELL	E5410	DoC
2	Adapter for NB	DELL	HA65NM130	DoC

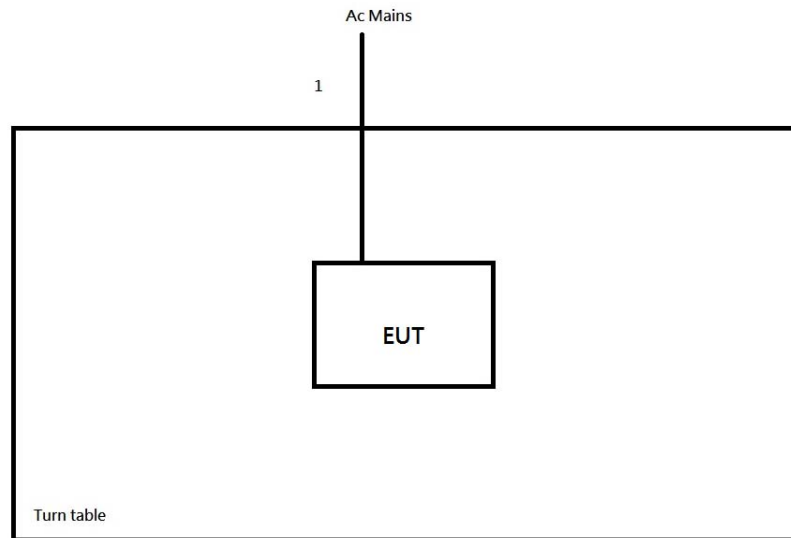
Support Equipment – Radiated Emission				
No.	Equipment	Brand Name	Model Name	FCC ID
1	Client	-	-	-
2	Notebook	DELL	E5530	DoC

Note: Support equipment No.1 was provided by customer.

2.6 Test Setup Diagram



Test Setup Diagram – Radiated Test



Item	Connection	Shielded	Length(m)	Remark
1	AC power line	No	1.65m	-

3 Transmitter Test Result

3.1 AC Power-line Conducted Emissions

3.1.1 AC Power-line Conducted Emissions Limit

AC Power-line Conducted Emissions Limit		
Frequency Emission (MHz)	Quasi-Peak	Average
0.15-0.5	66 - 56 *	56 - 46 *
0.5-5	56	46
5-30	60	50

Note 1: * Decreases with the logarithm of the frequency.

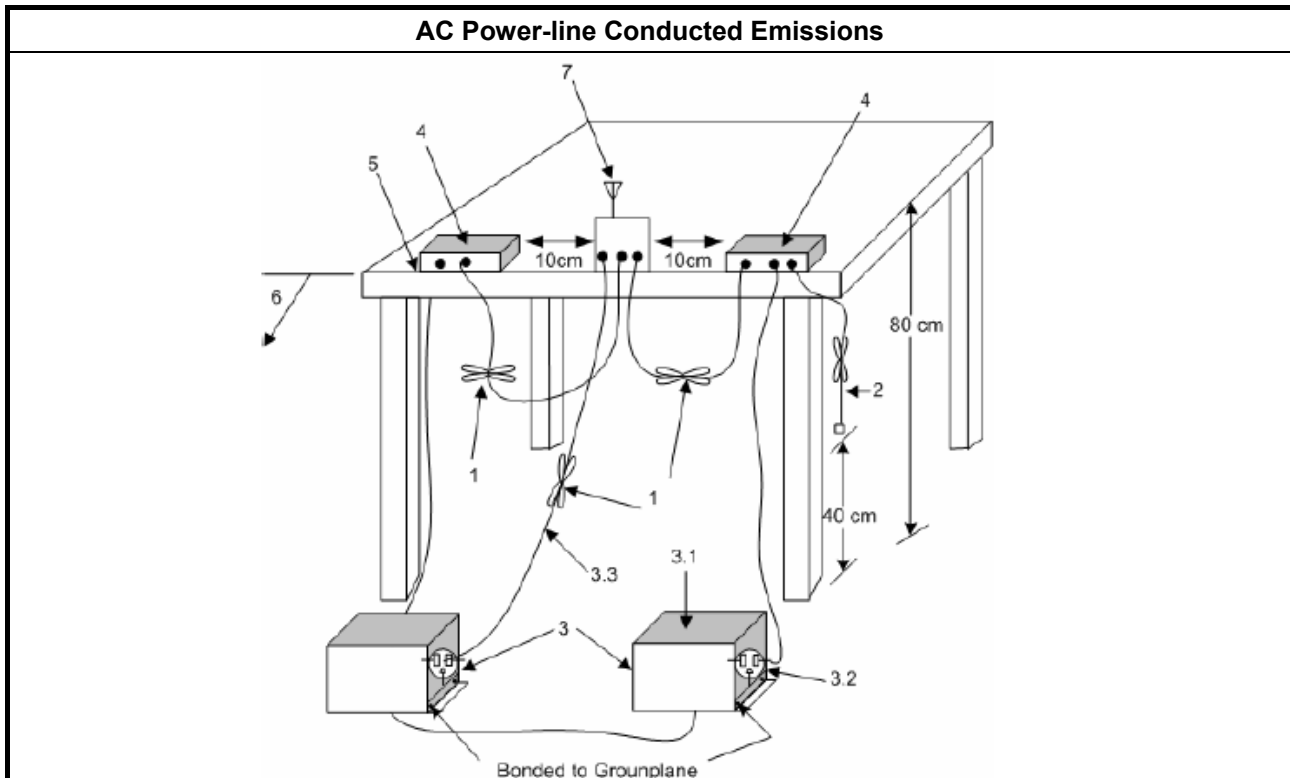
3.1.2 Measuring Instruments

Refer a test equipment and calibration data table in this test report.

3.1.3 Test Procedures

Test Method
<input checked="" type="checkbox"/> Refer as ANSI C63.10-2013, clause 6.2 for AC power-line conducted emissions.

3.1.4 Test Setup



3.1.5 Test Result of AC Power-line Conducted Emissions

Refer as Appendix A

3.2 Emission Bandwidth

3.2.1 Emission Bandwidth Limit

Emission Bandwidth Limit	
UNII Devices	
<input checked="" type="checkbox"/>	For the 5.15-5.25 GHz band, N/A
<input type="checkbox"/>	For the 5.25-5.35 GHz band, the maximum conducted output power shall not exceed the lesser of 250 mW or 11 dBm + 10 log B, where B is the 26 dB emission bandwidth in MHz.
<input type="checkbox"/>	For the 5.47-5.725 GHz band, the maximum conducted output power shall not exceed the lesser of 250 mW or 11 dBm + 10 log B, where B is the 26 dB emission bandwidth in MHz.
<input checked="" type="checkbox"/>	For the 5.725-5.85 GHz band, 6 dB emission bandwidth ≥ 500kHz.

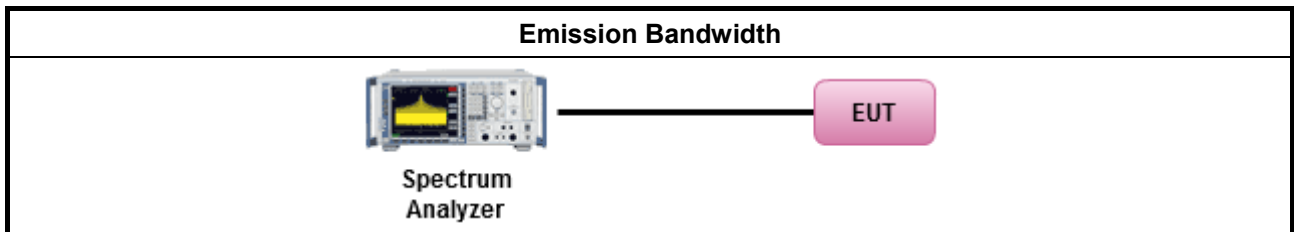
3.2.2 Measuring Instruments

Refer a test equipment and calibration data table in this test report.

3.2.3 Test Procedures

Test Method	
<ul style="list-style-type: none"> ▪ For the emission bandwidth shall be measured using one of the options below: 	
<input checked="" type="checkbox"/>	Refer as KDB 789033, clause C for EBW and clause D for OBW measurement.
<input type="checkbox"/>	Refer as ANSI C63.10, clause 6.9.3 for occupied bandwidth testing.
<input type="checkbox"/>	Refer as IC RSS-Gen, clause 6.6 for bandwidth testing.

3.2.4 Test Setup



3.2.5 Test Result of Emission Bandwidth

Refer as Appendix B



3.3 Maximum Conducted Output Power

3.3.1 Maximum Conducted Output Power Limit

Maximum Conducted Output Power Limit	
UNII Devices	
<input checked="" type="checkbox"/> For the 5.15-5.25 GHz band:	
	<ul style="list-style-type: none"> ▪ Outdoor AP: the maximum conducted output power (P_{Out}) shall not exceed the lesser of 1 W. If $G_{TX} > 6$ dBi, then $P_{Out} = 30 - (G_{TX} - 6)$. e.i.r.p. at any elevation angle above 30 degrees ≤ 125mW [21dBm]
	<ul style="list-style-type: none"> ▪ Indoor AP: the maximum conducted output power (P_{Out}) shall not exceed the lesser of 1 W. If $G_{TX} > 6$ dBi, then $P_{Out} = 30 - (G_{TX} - 6)$
	<ul style="list-style-type: none"> ▪ Point-to-point AP: the maximum conducted output power (P_{Out}) shall not exceed the lesser of 1 W. If $G_{TX} > 23$ dBi, then $P_{Out} = 30 - (G_{TX} - 23)$.
	<ul style="list-style-type: none"> ▪ Mobile or Portable Client: the maximum conducted output power (P_{Out}) shall not exceed the lesser of 250 mW. If $G_{TX} > 6$ dBi, then $P_{Out} = 24 - (G_{TX} - 6)$.
<input type="checkbox"/> For the 5.25-5.35 GHz band, the maximum conducted output power (P_{Out}) shall not exceed the lesser of 250 mW or 11 dBm + 10 log B, where B is the 26 dB emission bandwidth in MHz. If $G_{TX} > 6$ dBi, then $P_{Out} = 24 - (G_{TX} - 6)$.	
<input type="checkbox"/> For the 5.47-5.725 GHz band, the maximum conducted output power (P_{Out}) shall not exceed the lesser of 250 mW or 11 dBm + 10 log B, where B is the 26 dB emission bandwidth in MHz. If $G_{TX} > 6$ dBi, then $P_{Out} = 24 - (G_{TX} - 6)$.	
<input checked="" type="checkbox"/> For the 5.725-5.85 GHz band:	
	<ul style="list-style-type: none"> ▪ Point-to-multipoint systems (P2M): the maximum conducted output power (P_{Out}) shall not exceed the lesser of 1 W. If $G_{TX} > 6$ dBi, then $P_{Out} = 30 - (G_{TX} - 6)$.
	<ul style="list-style-type: none"> ▪ Point-to-point systems (P2P): the maximum conducted output power (P_{Out}) shall not exceed the lesser of 1 W.
P_{Out} = maximum conducted output power in dBm, G_{TX} = the maximum transmitting antenna directional gain in dBi.	

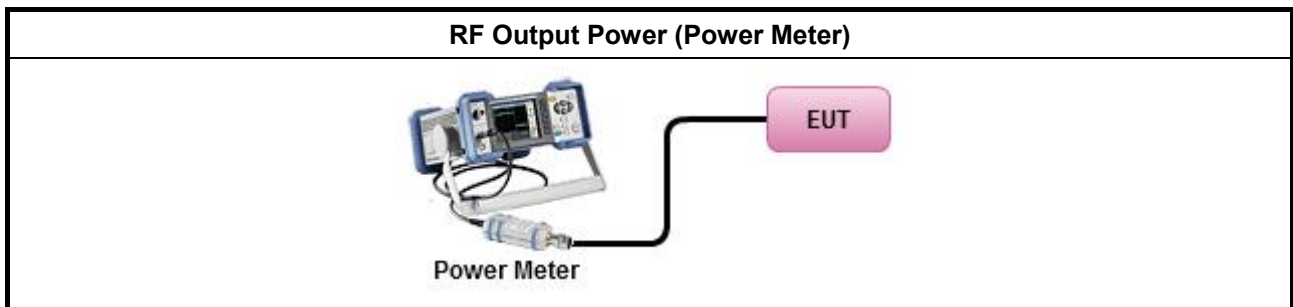
3.3.2 Measuring Instruments

Refer a test equipment and calibration data table in this test report.

3.3.3 Test Procedures

Test Method	
<ul style="list-style-type: none"> Maximum Conducted Output Power 	
Duty cycle $\geq 98\%$	
<input type="checkbox"/> Refer as KDB 789033, clause E Method SA-2 (spectral trace averaging).	
Duty cycle $< 98\%$	
<input type="checkbox"/> Refer as KDB 789033, clause E Method SA-2 Alt. (RMS detection with slow sweep speed)	
Wideband RF power meter and average over on/off periods with duty factor	
<input checked="" type="checkbox"/> Refer as KDB 789033, clause E Method PM (using an RF average power meter).	
<ul style="list-style-type: none"> For conducted measurement. 	
<ul style="list-style-type: none"> If the EUT supports multiple transmit chains using options given below: Refer as KDB 662911, In-band power measurements. Using the measure-and-sum approach, measured all transmit ports individually. Sum the power (in linear power units e.g., mW) of all ports for each individual sample and save them. 	
<ul style="list-style-type: none"> If multiple transmit chains, EIRP calculation could be following as methods: $P_{total} = P_1 + P_2 + \dots + P_n$ (calculated in linear unit [mW] and transfer to log unit [dBm]) $EIRP_{total} = P_{total} + DG$ 	

3.3.4 Test Setup



3.3.5 Test Result of Maximum Conducted Output Power

Refer as Appendix C

3.4 Peak Power Spectral Density

3.4.1 Peak Power Spectral Density Limit

Peak Power Spectral Density Limit	
UNII Devices	
<input checked="" type="checkbox"/> For the 5.15-5.25 GHz band:	
	<ul style="list-style-type: none"> ▪ Outdoor AP: the peak power spectral density (PPSD) shall not exceed the lesser of 17dBm/MHz. If $G_{TX} > 6$ dBi, then $P_{Out} = 17 - (G_{TX} - 6)$.
	<ul style="list-style-type: none"> ▪ Indoor AP: the peak power spectral density (PPSD) shall not exceed the lesser of 17dBm/MHz. If $G_{TX} > 6$ dBi, then $P_{Out} = 17 - (G_{TX} - 6)$.
	<ul style="list-style-type: none"> ▪ Point-to-point AP: the peak power spectral density (PPSD) shall not exceed the lesser of 17dBm/MHz. If $G_{TX} > 23$ dBi, then $P_{Out} = 17 - (G_{TX} - 23)$.
	<ul style="list-style-type: none"> ▪ Mobile or Portable Client: the peak power spectral density (PPSD) ≤ 11 dBm/MHz. If $G_{TX} > 6$ dBi, then $PPSD = 11 - (G_{TX} - 6)$.
<input type="checkbox"/> For the 5.25-5.35 GHz band, the peak power spectral density (PPSD) ≤ 11 dBm/MHz. If $G_{TX} > 6$ dBi, then $PPSD = 11 - (G_{TX} - 6)$.	
<input type="checkbox"/> For the 5.47-5.725 GHz band, the peak power spectral density (PPSD) ≤ 11 dBm/MHz. If $G_{TX} > 6$ dBi, then $PPSD = 11 - (G_{TX} - 6)$.	
<input checked="" type="checkbox"/> For the 5.725-5.85 GHz band:	
	<ul style="list-style-type: none"> ▪ Point-to-multipoint systems (P2M): the peak power spectral density (PPSD) ≤ 30 dBm/500kHz. If $G_{TX} > 6$ dBi, then $PPSD = 30 - (G_{TX} - 6)$.
	<ul style="list-style-type: none"> ▪ Point-to-point systems (P2P): the peak power spectral density (PPSD) ≤ 30 dBm/500kHz.
<p>PPSD = peak power spectral density that he same method as used to determine the conducted output power shall be used to determine the power spectral density. And power spectral density in dBm/MHz G_{TX} = the maximum transmitting antenna directional gain in dBi.</p>	

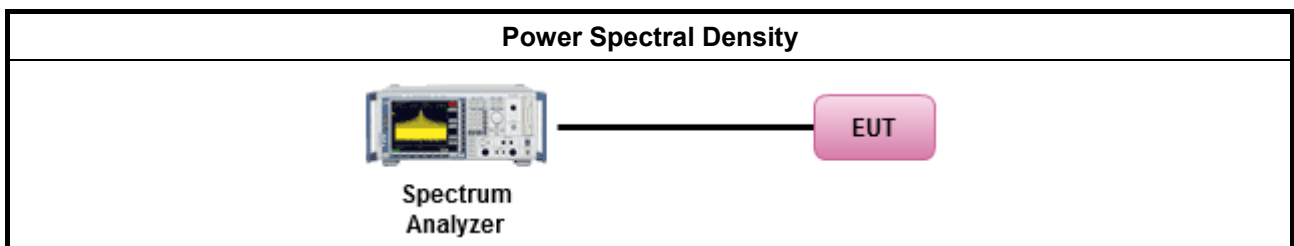
3.4.2 Measuring Instruments

Refer a test equipment and calibration data table in this test report.

3.4.3 Test Procedures

Test Method	
<ul style="list-style-type: none"> Peak power spectral density procedures that the same method as used to determine the conducted output power shall be used to determine the peak power spectral density and use the peak search function on the spectrum analyzer to find the peak of the spectrum. For the peak power spectral density shall be measured using below options: 	
<input type="checkbox"/>	Refer as KDB 789033, F)5) power spectral density can be measured using resolution bandwidths < 1 MHz provided that the results are integrated over 1 MHz bandwidth
Duty cycle ≥ 98%	
<input checked="" type="checkbox"/>	Refer as KDB 789033, clause E Method SA-2 (spectral trace averaging).
Duty cycle < 98%	
<input checked="" type="checkbox"/>	Refer as KDB 789033, clause E Method SA-2 Alt. (RMS detection with slow sweep speed)
<ul style="list-style-type: none"> For conducted measurement. 	
<ul style="list-style-type: none"> If the EUT supports multiple transmit chains using options given below: <ul style="list-style-type: none"> Measure and sum the spectra across the outputs. Refer as KDB 662911, In-band power spectral density (PSD). Sample all transmit ports simultaneously using a spectrum analyzer for each transmit port. Where the trace bin-by-bin of each transmit port summing can be performed. (i.e., in the first spectral bin of output 1 is summed with that in the first spectral bin of output 2 and that from the first spectral bin of output 3, and so on up to the NTX output to obtain the value for the first frequency bin of the summed spectrum.). Add up the amplitude (power) values for the different transmit chains and use this as the new data trace. If multiple transmit chains, EIRP PPSD calculation could be following as methods: $PPSD_{total} = PPSD_1 + PPSD_2 + \dots + PPSD_n$ (calculated in linear unit [mW] and transfer to log unit [dBm]) $EIRP_{total} = PPSD_{total} + DG$ 	

3.4.4 Test Setup



3.4.5 Test Result of Peak Power Spectral Density

Refer as Appendix D

3.5 Unwanted Emissions

3.5.1 Transmitter Radiated Unwanted Emissions Limit

Unwanted emissions below 1 GHz and restricted band emissions above 1GHz limit			
Frequency Range (MHz)	Field Strength (uV/m)	Field Strength (dBuV/m)	Measure Distance (m)
0.009~0.490	2400/F(kHz)	48.5 - 13.8	300
0.490~1.705	24000/F(kHz)	33.8 - 23	30
1.705~30.0	30	29	30
30~88	100	40	3
88~216	150	43.5	3
216~960	200	46	3
Above 960	500	54	3

Note 1: Test distance for frequencies at or above 30 MHz, measurements may be performed at a distance other than the limit distance provided they are not performed in the near field and the emissions to be measured can be detected by the measurement equipment. When performing measurements at a distance other than that specified, the results shall be extrapolated to the specified distance using an extrapolation factor of 20 dB/decade (inverse of linear distance for field-strength measurements, inverse of linear distance-squared for power-density measurements).

Note 2: Test distance for frequencies at below 30 MHz, measurements may be performed at a distance closer than the EUT limit distance; however, an attempt should be made to avoid making measurements in the near field. When performing measurements below 30 MHz at a closer distance than the limit distance, the results shall be extrapolated to the specified distance by either making measurements at a minimum of two or more distances on at least one radial to determine the proper extrapolation factor or by using the square of an inverse linear distance extrapolation factor (40 dB/decade). The test report shall specify the extrapolation method used to determine compliance of the EUT.

Note 3: Using the distance of 1m during the test for above 18 GHz, and the test value to correct for the distance factor at 3m.

Un-restricted band emissions above 1GHz Limit	
Operating Band	Limit
5.15 - 5.25 GHz	e.i.r.p. -27 dBm [68.2 dBuV/m@3m]
5.25 - 5.35 GHz	e.i.r.p. -27 dBm [68.2 dBuV/m@3m]
5.47 - 5.725 GHz	e.i.r.p. -27 dBm [68.2 dBuV/m@3m]
5.725 - 5.85 GHz	5.650-5700 GHz: e.i.r.p. -27 ~ 10 dBm [68.2 ~ 105.2 dBuV/m@3m] 5.700-5720 GHz: e.i.r.p. 10 ~ 15.6 dBm [105.2 ~ 110.8 dBuV/m@3m] 5.720-5725 GHz: e.i.r.p. 15.6 ~ 27 dBm [110.8 ~ 122.2 dBuV/m@3m] 5.850-5.855 GHz: e.i.r.p. 27 ~ 15.6 dBm [122.2 ~ 110.8 dBuV/m@3m] 5.855-5.875 GHz: e.i.r.p. 15.6 ~ 10 dBm [110.8 ~ 105.2 dBuV/m@3m] 5.875-5.925 GHz: e.i.r.p. 10 ~ -27 dBm [105.2 ~ 68.2dBuV/m@3m] Other un-restricted band: e.i.r.p. -27 dBm [68.2 dBuV/m@3m]

Note 1: Measurements may be performed at a distance other than the limit distance provided they are not performed in the near field and the emissions to be measured can be detected by the measurement equipment. When performing measurements at a distance other than that specified, the results shall be extrapolated to the specified distance using an extrapolation factor of 20 dB/decade (inverse of linear distance for field-strength measurements, inverse of linear distance-squared for power-density measurements).

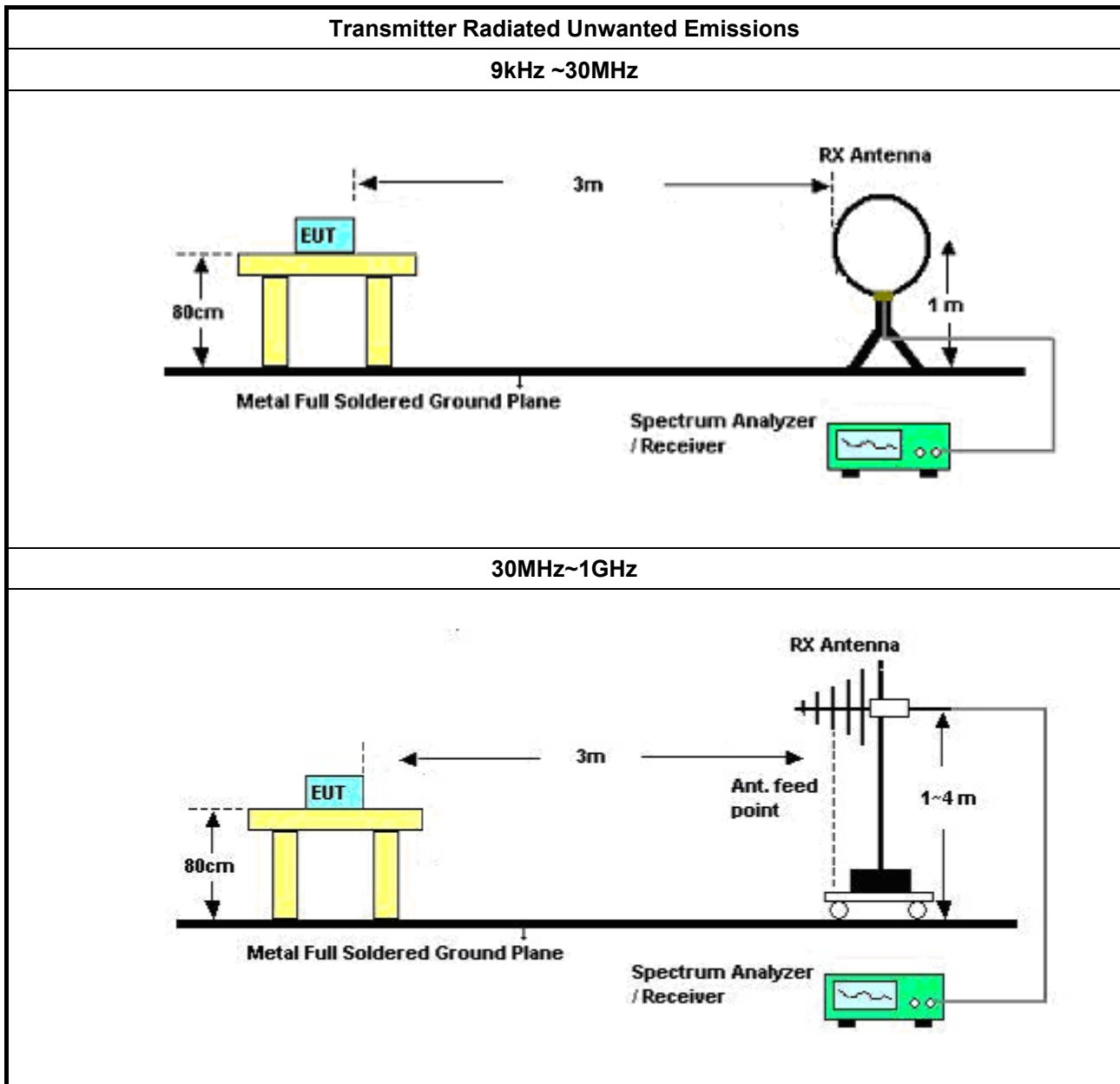
3.5.2 Measuring Instruments

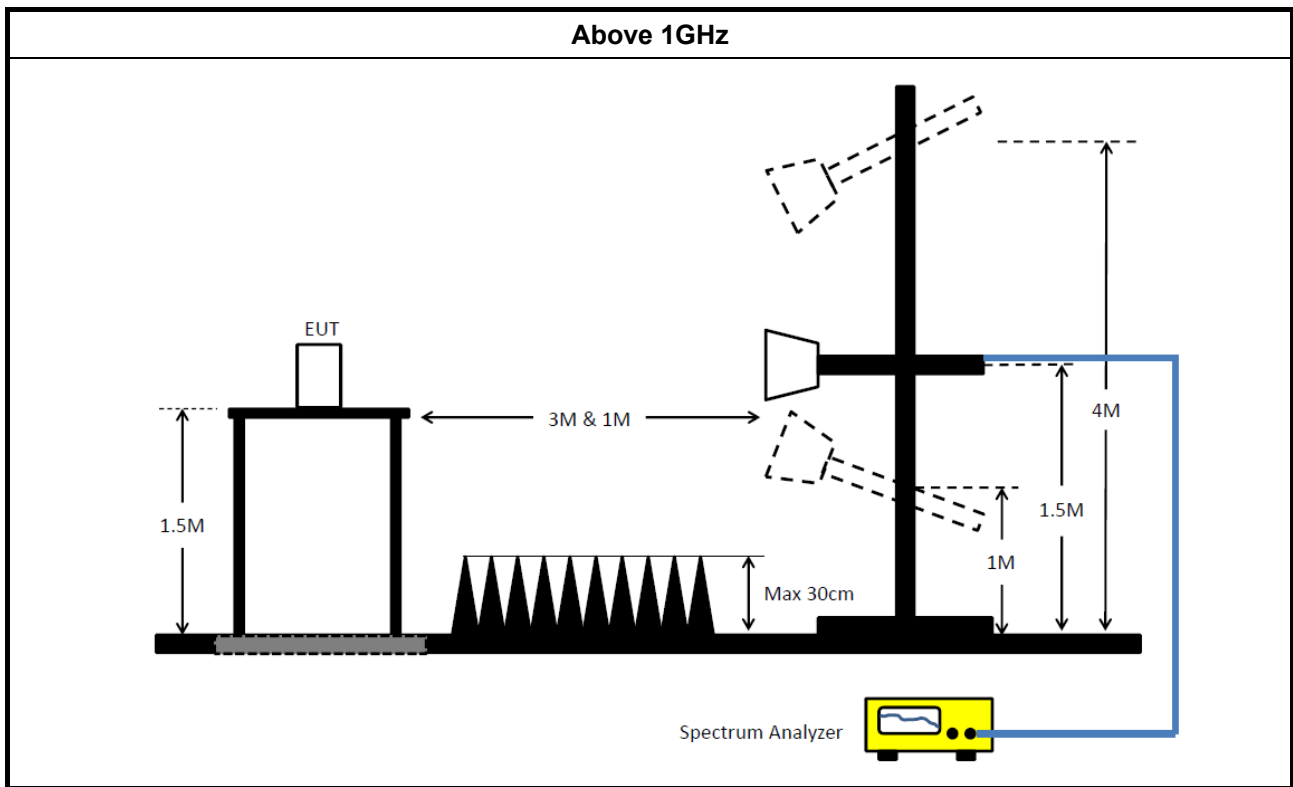
Refer a test equipment and calibration data table in this test report.

3.5.3 Test Procedures

Test Method	
<ul style="list-style-type: none"> ▪ Measurements may be performed at a distance other than the limit distance provided they are not performed in the near field and the emissions to be measured can be detected by the measurement equipment. Measurements shall not be performed at a distance greater than 30 m for frequencies above 30 MHz, unless it can be further demonstrated that measurements at a distance of 30 m or less are impractical. When performing measurements at a distance other than that specified, the results shall be extrapolated to the specified distance using an extrapolation factor of 20 dB/decade (inverse of linear distance for field-strength measurements, inverse of linear distance-squared for power-density measurements). 	
<ul style="list-style-type: none"> ▪ The average emission levels shall be measured in [duty cycle \geq 98 or duty factor]. 	
<ul style="list-style-type: none"> ▪ For the transmitter unwanted emissions shall be measured using following options below: 	
	<ul style="list-style-type: none"> ▪ Refer as KDB 789033, clause G)2) for unwanted emissions into non-restricted bands.
	<ul style="list-style-type: none"> ▪ Refer as KDB 789033, clause G)1) for unwanted emissions into restricted bands.
	<input checked="" type="checkbox"/> Refer as KDB 789033, G)6) Method VB (ANSI C63.10, clause 4.1.4.2.3), Reduced VBW.
	<input checked="" type="checkbox"/> Refer as KDB 789033, clause G)5) (ANSI C63.10, clause 4.1.4.2.2), measurement procedure peak limit.
<ul style="list-style-type: none"> ▪ For radiated measurement. 	
	<ul style="list-style-type: none"> ▪ Refer as ANSI C63.10, clause 6.4 for radiated emissions below 30 MHz and test distance is 3m.
	<ul style="list-style-type: none"> ▪ Refer as ANSI C63.10, clause 6.5 for radiated emissions 30 MHz to 1 GHz and test distance is 3m.
	<ul style="list-style-type: none"> ▪ Refer as ANSI C63.10, clause 6.6 for radiated emissions above 1GHz.
<ul style="list-style-type: none"> ▪ The any unwanted emissions level shall not exceed the fundamental emission level. 	
<ul style="list-style-type: none"> ▪ All amplitude of spurious emissions that are attenuated by more than 20 dB below the permissible value has no need to be reported. 	

3.5.4 Test Setup





3.5.5 Transmitter Unwanted Emissions (Below 30MHz)

The amplitude of spurious emissions which are attenuated by more than 20dB below the permissible value has no need to be reported.

3.5.6 Test Result of Transmitter Unwanted Emissions

Refer as Appendix E



3.6 Test Equipment and Calibration Data

Instrument for AC Conduction

Instrument	Manufacturer	Model No.	Serial No.	Spec.	Calibration Date	Calibration Due Date
EMC Receiver	R&S	ESR3	102052	9 kHz ~ 3.6 GHz	29/Apr/2017	28/Apr/2018
LISN	R&S	ENV216	101295	9 kHz ~ 30 MHz	17/Nov/2017	16/Nov/2018
RF Cable-CON	HUBER+SUHNER	RG213/U	07611832020001	9 kHz ~ 30 MHz	06/Oct/2017	05/Oct/2018
AC POWER	APC	AFC-11005G	F310050055	47 Hz ~ 63 Hz 5~300V	NCR	NCR
Impuls Begrenzer Pulse Limiter	SCHWARZBECK	VTSD 9561-F	9561-F041	9 kHz ~ 30 MHz	12/Oct/2017	11/Oct/2018

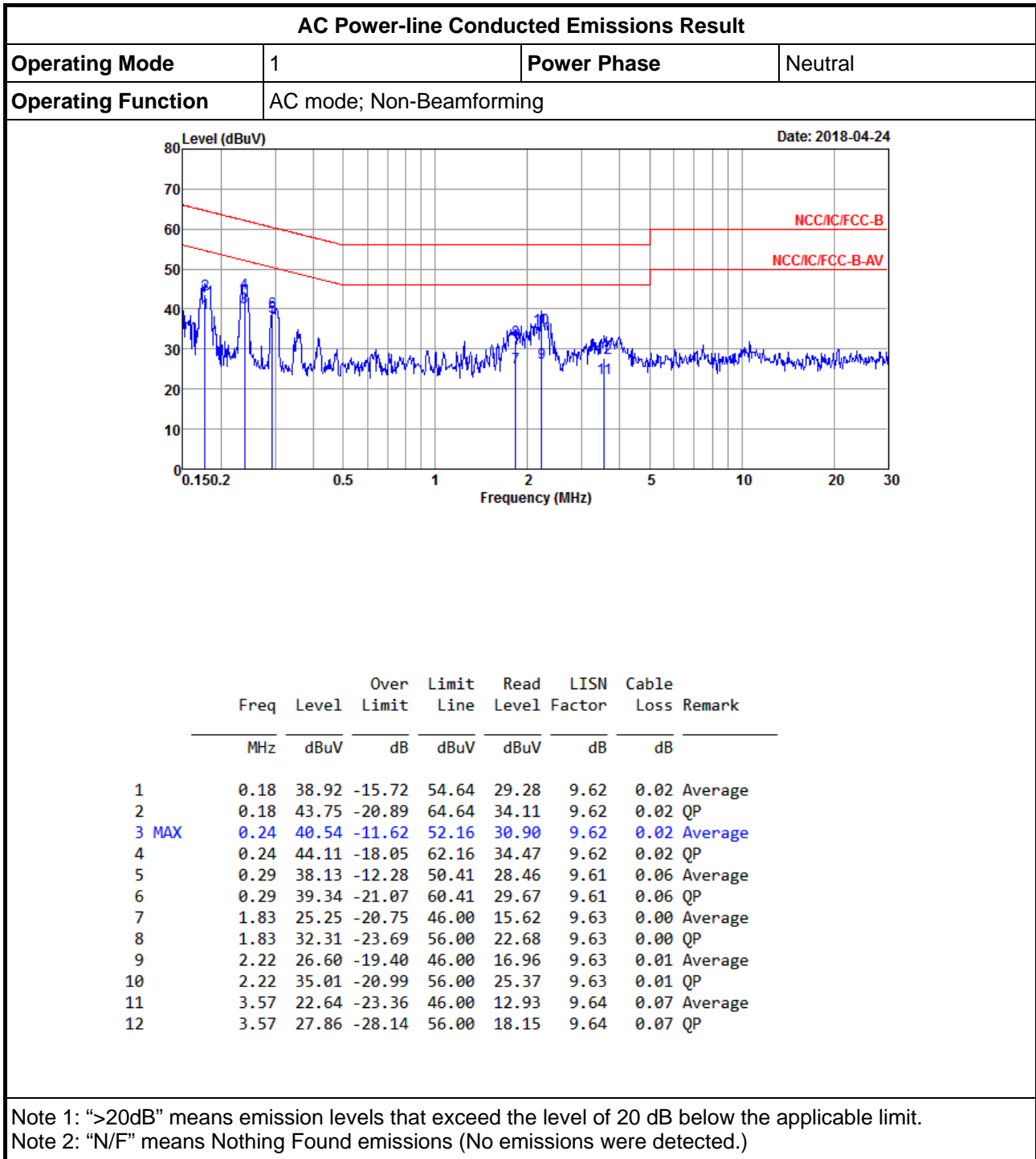
NCR : Non-Calibration Require

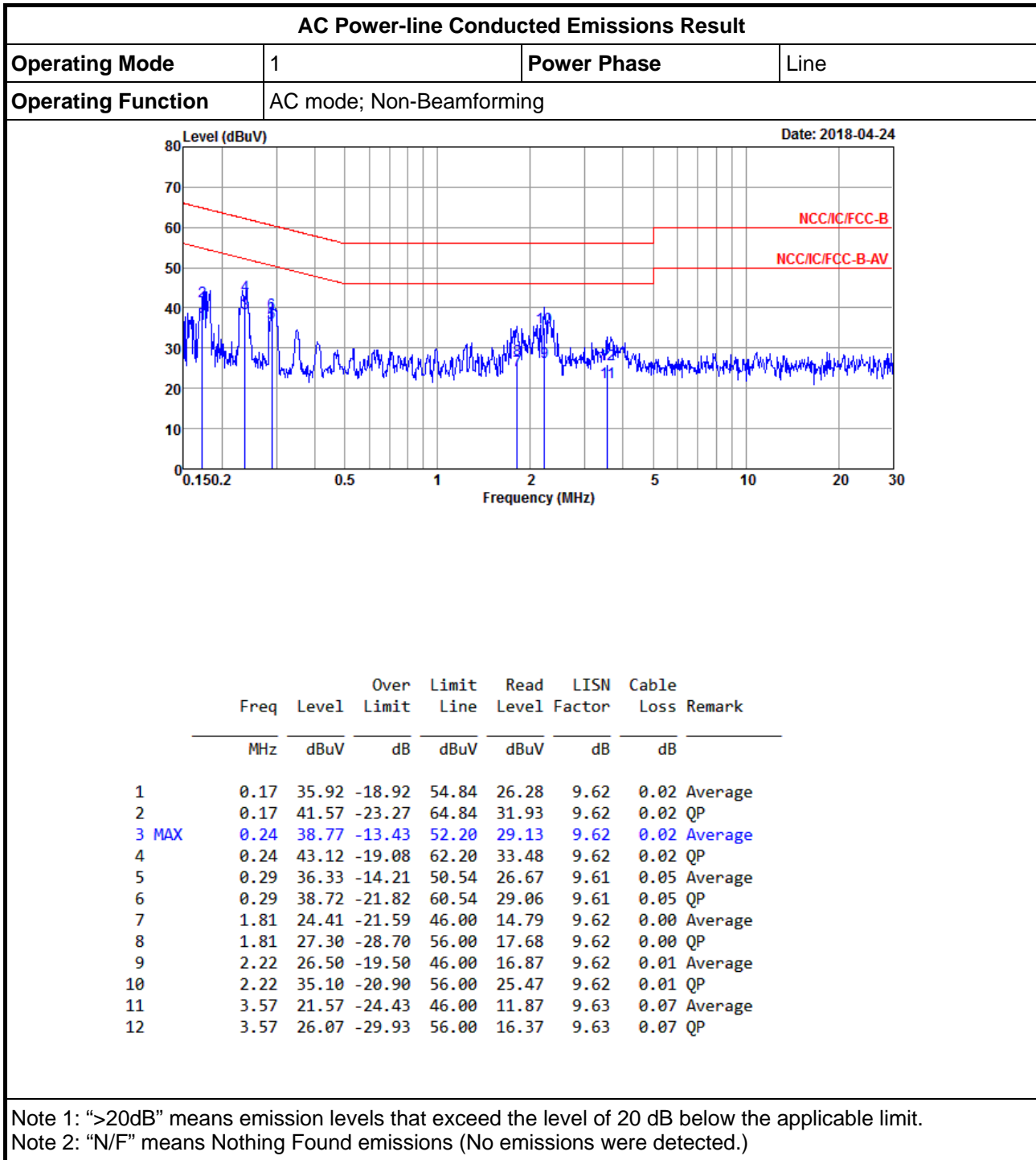
Instrument for Conducted Test

Instrument	Manufacturer	Model No.	Serial No.	Spec.	Calibration Date	Calibration Due Date
Spectrum Analyzer	R&S	FSV 40	101013	9 kHz ~ 40 GHz	29/Dec/2017	28/Dec/2018
Signal Generator	R&S	SMR40	100116	10 MHz ~ 40 GHz	27/Jul/2017	26/Jul/2018
Power Sensor	Anritsu	MA2411B	0917017	300 MHz ~ 40 GHz	05/Feb/2018	04/Feb/2019
Power Meter	Anritsu	ML2495A	0949003	300 MHz ~ 40 GHz	05/Feb/2018	04/Feb/2019
RF Cable-0.2m	HUBER+SUHNER	SUCOFLEX_104	MY10710/4	30 MHz ~ 26.5 GHz	25/Aug/2017	24/Aug/2018
RF Cable-0.2m	HUBER+SUHNER	SUCOFLEX_104	MY10712/4	30 MHz ~ 26.5 GHz	25/Aug/2017	24/Aug/2018
RF Cable-0.5m	HUBER+SUHNER	SUCOFLEX_104	MY10713/4	30 MHz ~ 26.5 GHz	25/Aug/2017	24/Aug/2018

**Instrument for Radiated Test**

Instrument	Manufacturer	Model No.	Serial No.	Spec.	Calibration Date	Calibration Due Date
3m Semi Anechoic Chamber	SIDT FRANKONIA	SAC-3M	03CH02-HY	30 MHz ~ 1 GHz 3m	20/Oct/2017	19/Oct/2018
3m Semi Anechoic Chamber	SIDT FRANKONIA	SAC-3M	03CH02-HY	1 GHz ~ 18 GHz 3m	27/Oct/2017	26/Oct/2018
Amplifier	Agilent	8447D	2944A11149	100 kHz ~ 1.3 GHz	29Jun/2017	28/Jun/2018
Microwave Preampfier	Agilent	8449B	3008A02373	1 GHz ~ 26.5 GHz	28/Sep/2017	27/Sep/2018
Spectrum Analyzer	Rohde & Schwarz	FSP40	100593	9 KHz – 40 GHz	12/Dec/2017	11/Dec/2018
EMI Test Receiver	Rohde & Schwarz	ESCS 30	100354	9 kHz ~ 2.75 GHz	08/Dec/2017	07/Dec/2018
RF Cable-R03m	Jye Bao	RG142	CB017	9 kHz ~ 1 GHz	19/Jan/2018	18/Jan/2019
RF Cable-high	SUHNER	SUCOFLEX104	MY34918/4	1 GHz ~ 40 GHz	19/Jan/2018	18/Jan/2019
Bilog Antenna	SCHAFFNER	CBL 6112B	2723	30 MHz ~ 1 GHz	09/Sep/2017	08/Sep/2018
Broadband Horn Antenna	SCHWARZBECK	BBHA 9170	BBHA 9170154	18 GHz ~ 40 GHz	06/Feb/2018	05/Feb/2019
Double Ridged Guide Horn Antenna	SCHWARZBECK	BBHA 9120D	BBHA 9120 D 1531	1 GHz ~ 18 GHz	25/Apr/ 2017	24/Apr/2018
Double Ridged Guide Horn Antenna	SCHWARZBECK	BBHA 9120D	BBHA 9120 D 1531	1 GHz ~ 18 GHz	18/Apr/2018	17/Apr/2019
Preampfier	MITEQ	TTA1840-35-HG	1864481	18 GHz ~ 40 GHz	31/Aug/2017	30/Aug/2018
Loop Antenna	TESEQ	HLA 6120	31244	9 k – 30 MHz	29/Mar/2018	28/Mar/2019







AC Power-line Conducted Emissions Result																																																																																																																																	
Operating Mode	2	Power Phase	Neutral																																																																																																																														
Operating Function	AC mode; Beamforming																																																																																																																																
Date: 2018-04-24																																																																																																																																	
<table border="1" style="width:100%; border-collapse: collapse;"> <thead> <tr> <th></th> <th>Freq</th> <th>Level</th> <th>Over Limit</th> <th>Limit Line</th> <th>Read Level</th> <th>LISN Factor</th> <th>Cable Loss</th> <th>Remark</th> </tr> <tr> <th></th> <th>MHz</th> <th>dBuV</th> <th>dB</th> <th>dBuV</th> <th>dBuV</th> <th>dB</th> <th>dB</th> <th></th> </tr> </thead> <tbody> <tr> <td>1</td> <td>0.18</td> <td>37.80</td> <td>-16.62</td> <td>54.42</td> <td>28.17</td> <td>9.62</td> <td>0.01</td> <td>Average</td> </tr> <tr> <td>2</td> <td>0.18</td> <td>41.24</td> <td>-23.18</td> <td>64.42</td> <td>31.61</td> <td>9.62</td> <td>0.01</td> <td>QP</td> </tr> <tr style="border: 2px solid black;"> <td>3 MAX</td> <td>0.24</td> <td>41.03</td> <td>-11.19</td> <td>52.22</td> <td>31.39</td> <td>9.62</td> <td>0.02</td> <td>Average</td> </tr> <tr> <td>4</td> <td>0.24</td> <td>43.97</td> <td>-18.25</td> <td>62.22</td> <td>34.33</td> <td>9.62</td> <td>0.02</td> <td>QP</td> </tr> <tr> <td>5</td> <td>0.29</td> <td>37.96</td> <td>-12.45</td> <td>50.41</td> <td>28.29</td> <td>9.61</td> <td>0.06</td> <td>Average</td> </tr> <tr> <td>6</td> <td>0.29</td> <td>39.20</td> <td>-21.21</td> <td>60.41</td> <td>29.53</td> <td>9.61</td> <td>0.06</td> <td>QP</td> </tr> <tr> <td>7</td> <td>1.81</td> <td>23.40</td> <td>-22.60</td> <td>46.00</td> <td>13.77</td> <td>9.63</td> <td>0.00</td> <td>Average</td> </tr> <tr> <td>8</td> <td>1.81</td> <td>29.28</td> <td>-26.72</td> <td>56.00</td> <td>19.65</td> <td>9.63</td> <td>0.00</td> <td>QP</td> </tr> <tr> <td>9</td> <td>2.32</td> <td>26.66</td> <td>-19.34</td> <td>46.00</td> <td>17.01</td> <td>9.63</td> <td>0.02</td> <td>Average</td> </tr> <tr> <td>10</td> <td>2.32</td> <td>34.40</td> <td>-21.60</td> <td>56.00</td> <td>24.75</td> <td>9.63</td> <td>0.02</td> <td>QP</td> </tr> <tr> <td>11</td> <td>3.68</td> <td>23.71</td> <td>-22.29</td> <td>46.00</td> <td>13.99</td> <td>9.64</td> <td>0.08</td> <td>Average</td> </tr> <tr> <td>12</td> <td>3.68</td> <td>28.58</td> <td>-27.42</td> <td>56.00</td> <td>18.86</td> <td>9.64</td> <td>0.08</td> <td>QP</td> </tr> </tbody> </table>					Freq	Level	Over Limit	Limit Line	Read Level	LISN Factor	Cable Loss	Remark		MHz	dBuV	dB	dBuV	dBuV	dB	dB		1	0.18	37.80	-16.62	54.42	28.17	9.62	0.01	Average	2	0.18	41.24	-23.18	64.42	31.61	9.62	0.01	QP	3 MAX	0.24	41.03	-11.19	52.22	31.39	9.62	0.02	Average	4	0.24	43.97	-18.25	62.22	34.33	9.62	0.02	QP	5	0.29	37.96	-12.45	50.41	28.29	9.61	0.06	Average	6	0.29	39.20	-21.21	60.41	29.53	9.61	0.06	QP	7	1.81	23.40	-22.60	46.00	13.77	9.63	0.00	Average	8	1.81	29.28	-26.72	56.00	19.65	9.63	0.00	QP	9	2.32	26.66	-19.34	46.00	17.01	9.63	0.02	Average	10	2.32	34.40	-21.60	56.00	24.75	9.63	0.02	QP	11	3.68	23.71	-22.29	46.00	13.99	9.64	0.08	Average	12	3.68	28.58	-27.42	56.00	18.86	9.64	0.08	QP
	Freq	Level	Over Limit	Limit Line	Read Level	LISN Factor	Cable Loss	Remark																																																																																																																									
	MHz	dBuV	dB	dBuV	dBuV	dB	dB																																																																																																																										
1	0.18	37.80	-16.62	54.42	28.17	9.62	0.01	Average																																																																																																																									
2	0.18	41.24	-23.18	64.42	31.61	9.62	0.01	QP																																																																																																																									
3 MAX	0.24	41.03	-11.19	52.22	31.39	9.62	0.02	Average																																																																																																																									
4	0.24	43.97	-18.25	62.22	34.33	9.62	0.02	QP																																																																																																																									
5	0.29	37.96	-12.45	50.41	28.29	9.61	0.06	Average																																																																																																																									
6	0.29	39.20	-21.21	60.41	29.53	9.61	0.06	QP																																																																																																																									
7	1.81	23.40	-22.60	46.00	13.77	9.63	0.00	Average																																																																																																																									
8	1.81	29.28	-26.72	56.00	19.65	9.63	0.00	QP																																																																																																																									
9	2.32	26.66	-19.34	46.00	17.01	9.63	0.02	Average																																																																																																																									
10	2.32	34.40	-21.60	56.00	24.75	9.63	0.02	QP																																																																																																																									
11	3.68	23.71	-22.29	46.00	13.99	9.64	0.08	Average																																																																																																																									
12	3.68	28.58	-27.42	56.00	18.86	9.64	0.08	QP																																																																																																																									
<p>Note 1: ">20dB" means emission levels that exceed the level of 20 dB below the applicable limit. Note 2: "N/F" means Nothing Found emissions (No emissions were detected.)</p>																																																																																																																																	



AC Power-line Conducted Emissions Result																																																																																																																																	
Operating Mode	2	Power Phase	Line																																																																																																																														
Operating Function	AC mode; Beamforming																																																																																																																																
Date: 2018-04-24																																																																																																																																	
<table border="1" style="width: 100%; border-collapse: collapse;"> <thead> <tr> <th></th> <th>Freq</th> <th>Level</th> <th>Over Limit</th> <th>Limit Line</th> <th>Read Level</th> <th>LISN Factor</th> <th>Cable Loss</th> <th>Remark</th> </tr> <tr> <th></th> <th>MHz</th> <th>dBuV</th> <th>dB</th> <th>dBuV</th> <th>dBuV</th> <th>dB</th> <th>dB</th> <th></th> </tr> </thead> <tbody> <tr><td>1</td><td>0.17</td><td>36.50</td><td>-18.27</td><td>54.77</td><td>26.86</td><td>9.62</td><td>0.02</td><td>Average</td></tr> <tr><td>2</td><td>0.17</td><td>41.12</td><td>-23.65</td><td>64.77</td><td>31.48</td><td>9.62</td><td>0.02</td><td>QP</td></tr> <tr><td>3</td><td>0.24</td><td>38.02</td><td>-14.15</td><td>52.17</td><td>28.38</td><td>9.62</td><td>0.02</td><td>Average</td></tr> <tr><td>4</td><td>0.24</td><td>42.58</td><td>-19.59</td><td>62.17</td><td>32.94</td><td>9.62</td><td>0.02</td><td>QP</td></tr> <tr><td>5 MAX</td><td>0.29</td><td>37.46</td><td>-13.00</td><td>50.46</td><td>27.80</td><td>9.61</td><td>0.05</td><td>Average</td></tr> <tr><td>6</td><td>0.29</td><td>38.71</td><td>-21.75</td><td>60.46</td><td>29.05</td><td>9.61</td><td>0.05</td><td>QP</td></tr> <tr><td>7</td><td>1.75</td><td>24.77</td><td>-21.23</td><td>46.00</td><td>15.15</td><td>9.62</td><td>0.00</td><td>Average</td></tr> <tr><td>8</td><td>1.75</td><td>31.40</td><td>-24.60</td><td>56.00</td><td>21.78</td><td>9.62</td><td>0.00</td><td>QP</td></tr> <tr><td>9</td><td>2.27</td><td>26.79</td><td>-19.21</td><td>46.00</td><td>17.15</td><td>9.62</td><td>0.02</td><td>Average</td></tr> <tr><td>10</td><td>2.27</td><td>36.80</td><td>-19.20</td><td>56.00</td><td>27.16</td><td>9.62</td><td>0.02</td><td>QP</td></tr> <tr><td>11</td><td>3.70</td><td>22.33</td><td>-23.67</td><td>46.00</td><td>12.62</td><td>9.63</td><td>0.08</td><td>Average</td></tr> <tr><td>12</td><td>3.70</td><td>27.24</td><td>-28.76</td><td>56.00</td><td>17.53</td><td>9.63</td><td>0.08</td><td>QP</td></tr> </tbody> </table>					Freq	Level	Over Limit	Limit Line	Read Level	LISN Factor	Cable Loss	Remark		MHz	dBuV	dB	dBuV	dBuV	dB	dB		1	0.17	36.50	-18.27	54.77	26.86	9.62	0.02	Average	2	0.17	41.12	-23.65	64.77	31.48	9.62	0.02	QP	3	0.24	38.02	-14.15	52.17	28.38	9.62	0.02	Average	4	0.24	42.58	-19.59	62.17	32.94	9.62	0.02	QP	5 MAX	0.29	37.46	-13.00	50.46	27.80	9.61	0.05	Average	6	0.29	38.71	-21.75	60.46	29.05	9.61	0.05	QP	7	1.75	24.77	-21.23	46.00	15.15	9.62	0.00	Average	8	1.75	31.40	-24.60	56.00	21.78	9.62	0.00	QP	9	2.27	26.79	-19.21	46.00	17.15	9.62	0.02	Average	10	2.27	36.80	-19.20	56.00	27.16	9.62	0.02	QP	11	3.70	22.33	-23.67	46.00	12.62	9.63	0.08	Average	12	3.70	27.24	-28.76	56.00	17.53	9.63	0.08	QP
	Freq	Level	Over Limit	Limit Line	Read Level	LISN Factor	Cable Loss	Remark																																																																																																																									
	MHz	dBuV	dB	dBuV	dBuV	dB	dB																																																																																																																										
1	0.17	36.50	-18.27	54.77	26.86	9.62	0.02	Average																																																																																																																									
2	0.17	41.12	-23.65	64.77	31.48	9.62	0.02	QP																																																																																																																									
3	0.24	38.02	-14.15	52.17	28.38	9.62	0.02	Average																																																																																																																									
4	0.24	42.58	-19.59	62.17	32.94	9.62	0.02	QP																																																																																																																									
5 MAX	0.29	37.46	-13.00	50.46	27.80	9.61	0.05	Average																																																																																																																									
6	0.29	38.71	-21.75	60.46	29.05	9.61	0.05	QP																																																																																																																									
7	1.75	24.77	-21.23	46.00	15.15	9.62	0.00	Average																																																																																																																									
8	1.75	31.40	-24.60	56.00	21.78	9.62	0.00	QP																																																																																																																									
9	2.27	26.79	-19.21	46.00	17.15	9.62	0.02	Average																																																																																																																									
10	2.27	36.80	-19.20	56.00	27.16	9.62	0.02	QP																																																																																																																									
11	3.70	22.33	-23.67	46.00	12.62	9.63	0.08	Average																																																																																																																									
12	3.70	27.24	-28.76	56.00	17.53	9.63	0.08	QP																																																																																																																									
<p>Note 1: ">20dB" means emission levels that exceed the level of 20 dB below the applicable limit. Note 2: "N/F" means Nothing Found emissions (No emissions were detected.)</p>																																																																																																																																	



Summary

Mode	Max-N dB (Hz)	Max-OBW (Hz)	ITU-Code	Min-N dB (Hz)	Min-OBW (Hz)
5.15-5.25GHz	-	-	-	-	-
802.11a_Nss1,(6Mbps)_8TX	24.225M	16.667M	16M7D1D	22.125M	16.542M
802.11ac VHT20_Nss1,(MCS0)_8TX	24.95M	17.841M	17M8D1D	24.075M	17.741M
802.11ac VHT40_Nss1,(MCS0)_8TX	42.85M	36.332M	36M3D1D	42.15M	36.182M
802.11ac VHT80_Nss1,(MCS0)_8TX	87.4M	75.862M	75M9D1D	85.5M	75.462M
5.725-5.85GHz	-	-	-	-	-
802.11a_Nss1,(6Mbps)_8TX	16.375M	16.717M	16M7D1D	15.6M	16.517M
802.11ac VHT20_Nss1,(MCS0)_8TX	17.8M	17.891M	17M9D1D	16.925M	17.691M
802.11ac VHT40_Nss1,(MCS0)_8TX	36.3M	36.432M	36M4D1D	33.85M	36.132M
802.11ac VHT80_Nss1,(MCS0)_8TX	75.6M	75.962M	76M0D1D	61.2M	75.462M

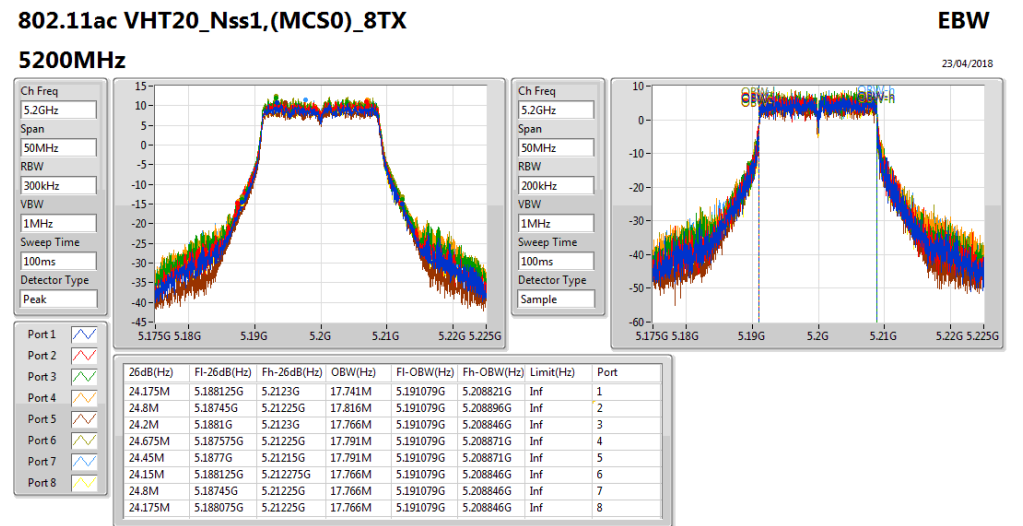
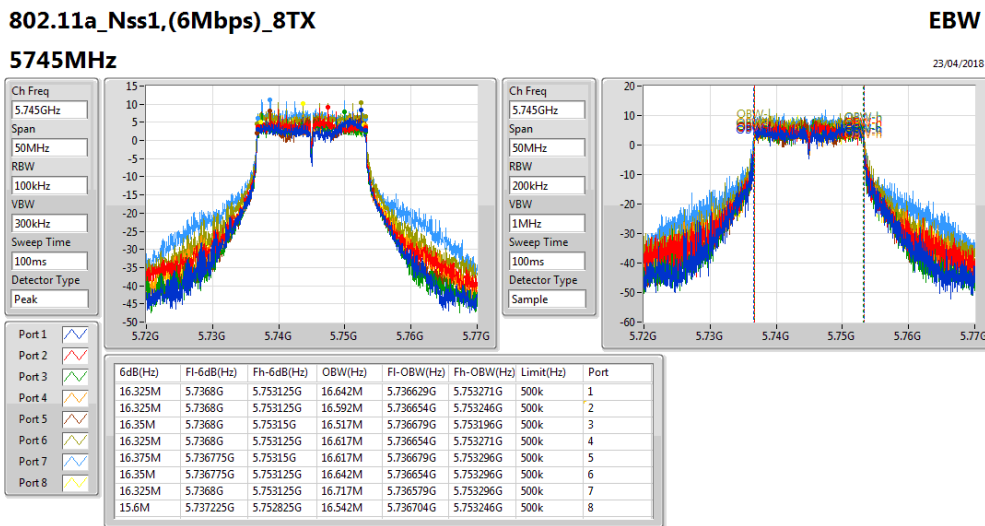
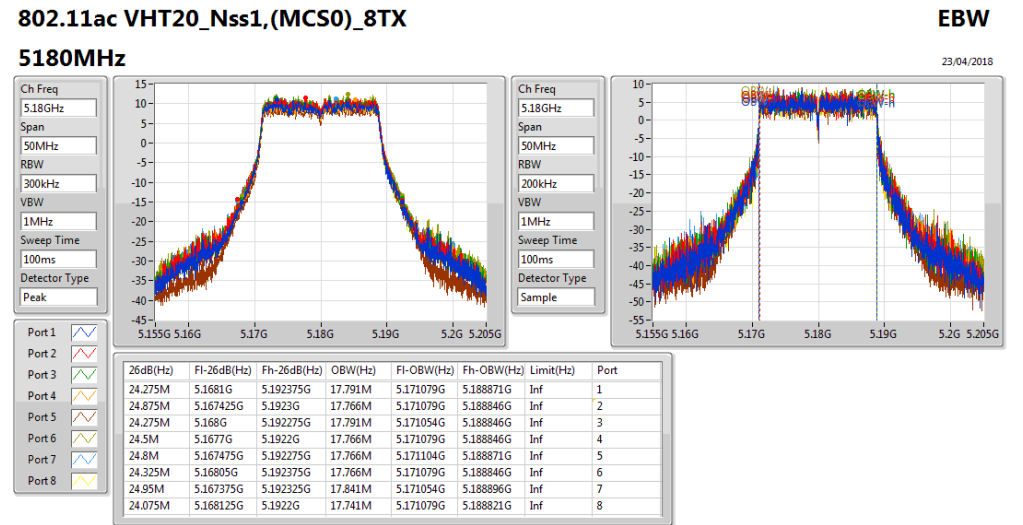
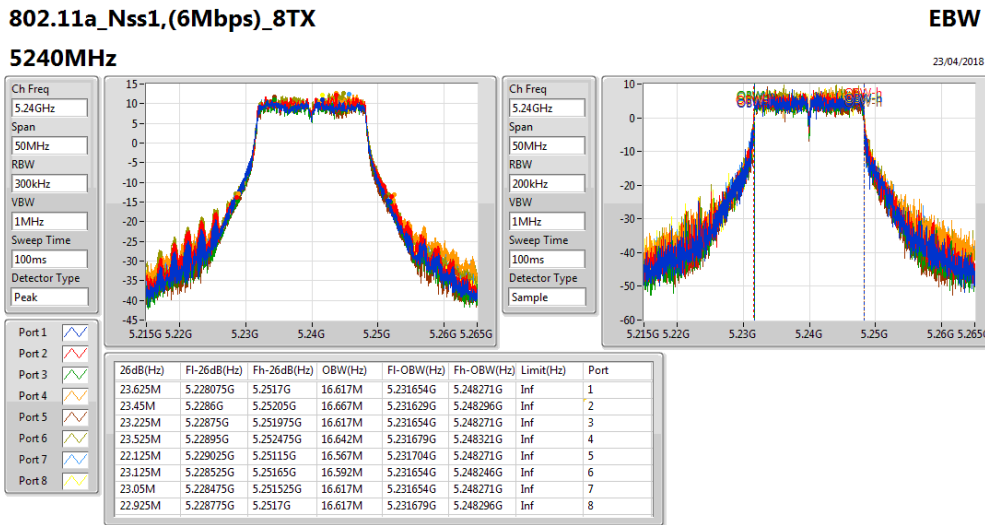
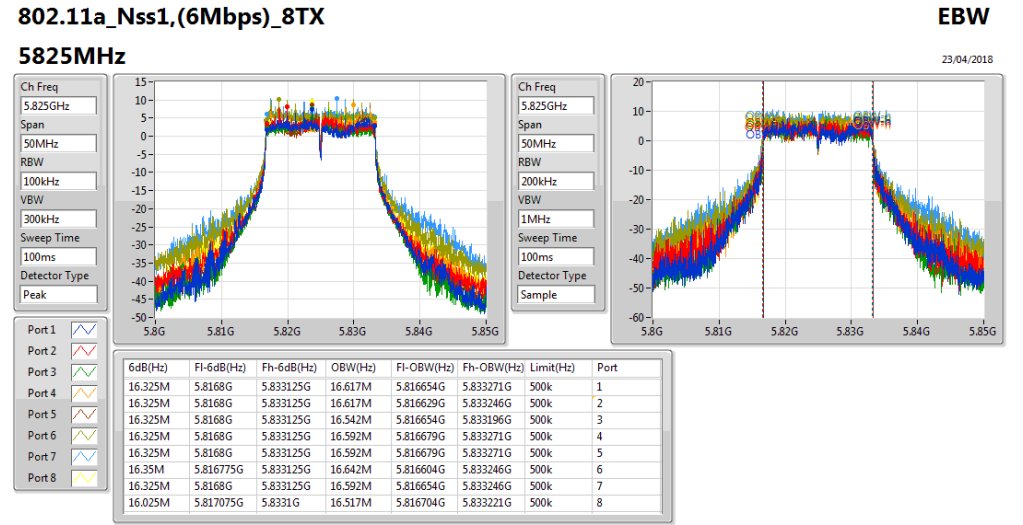
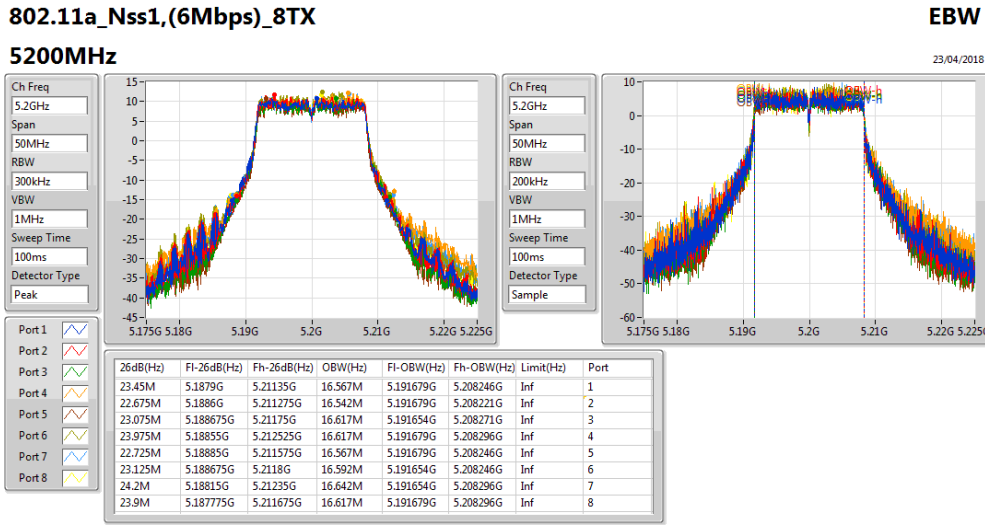
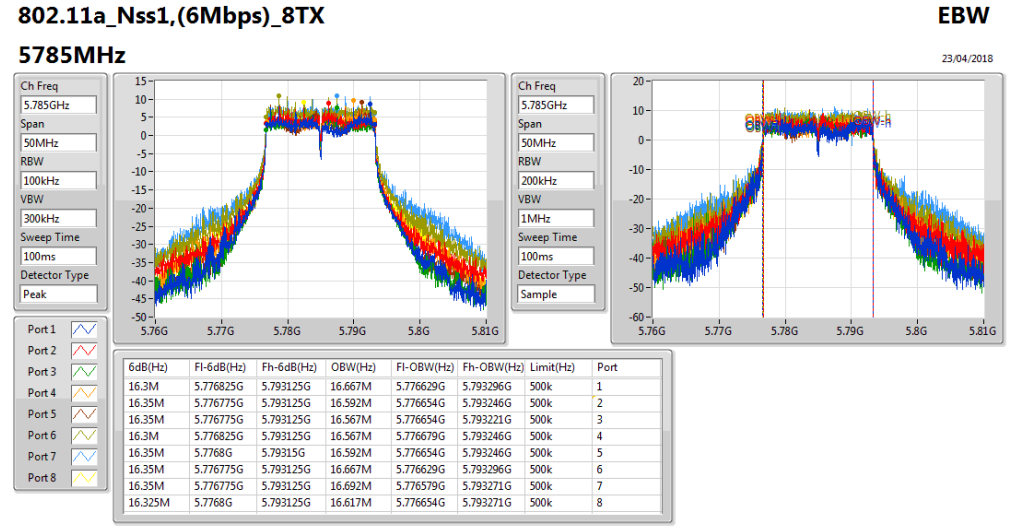
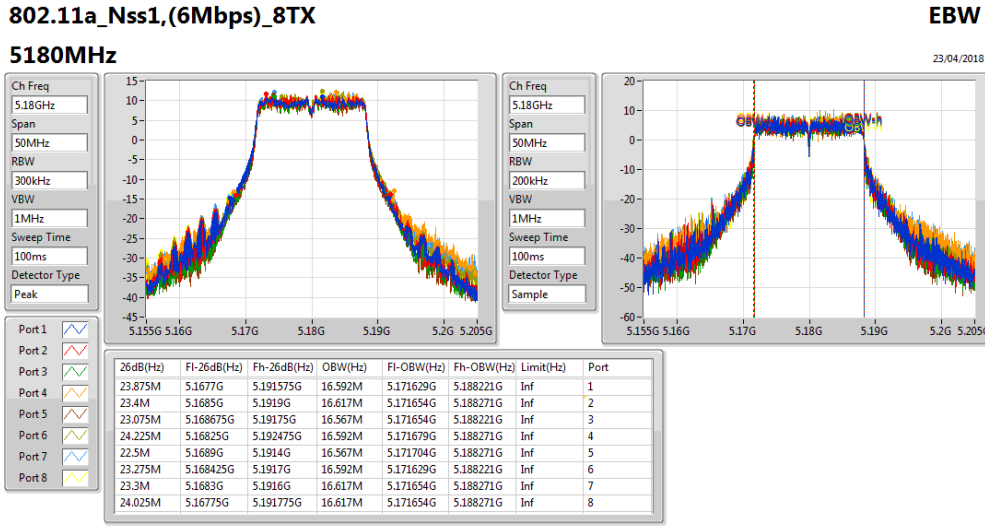
Max-N dB = Maximum 6dB down bandwidth for UNII-3 band / Maximum 26dB down bandwidth for other band; Max-OBW = Maximum 99% occupied bandwidth;
 Min-N dB = Minimum 6dB down bandwidth for UNII-3 band / Maximum 26dB down bandwidth for other band; Min-OBW = Minimum 99% occupied bandwidth;

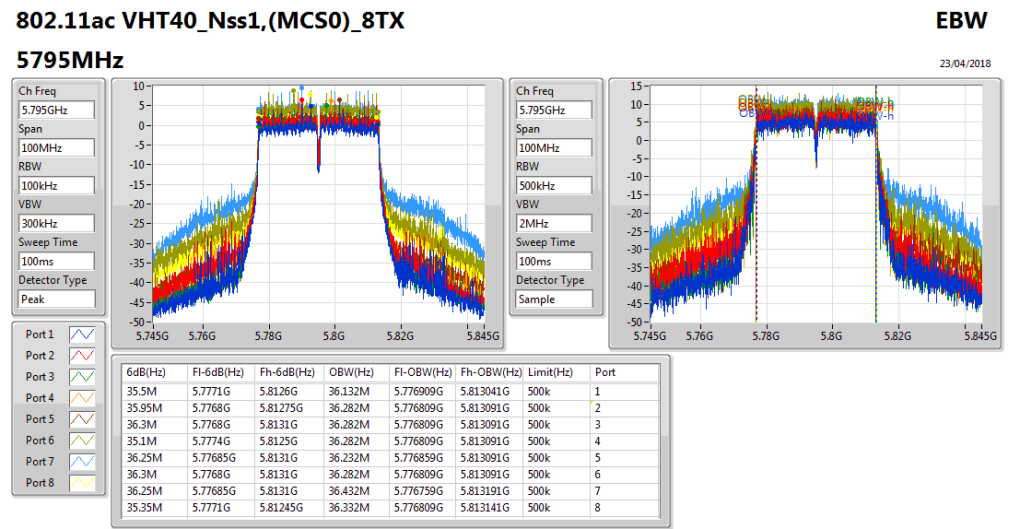
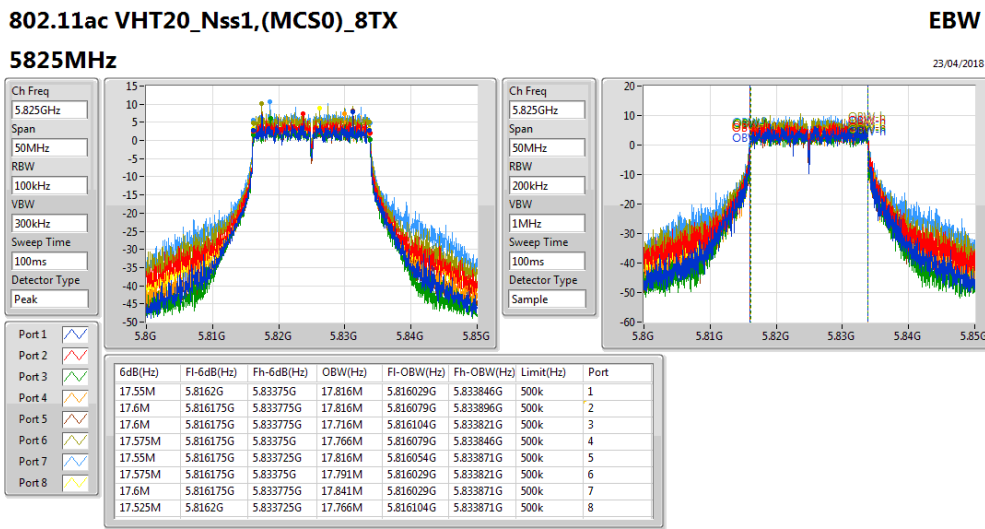
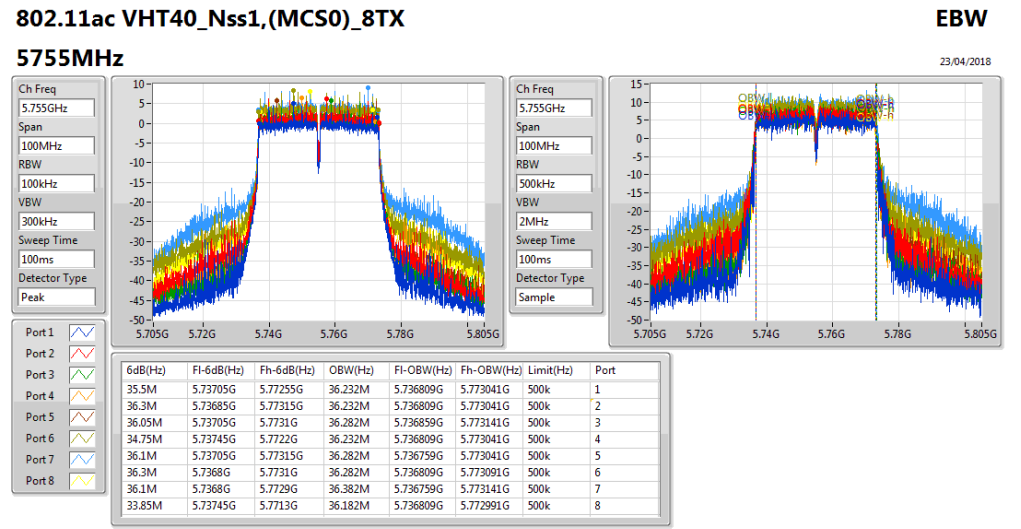
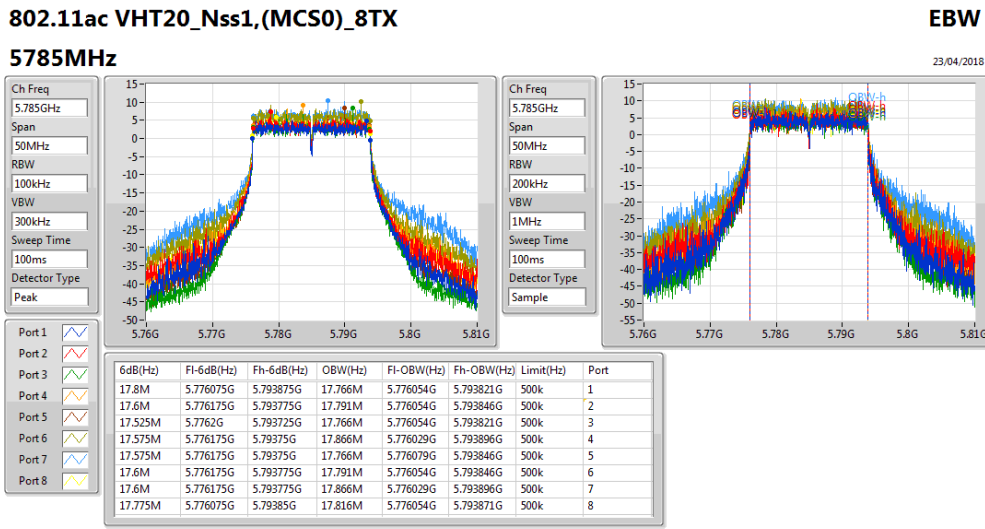
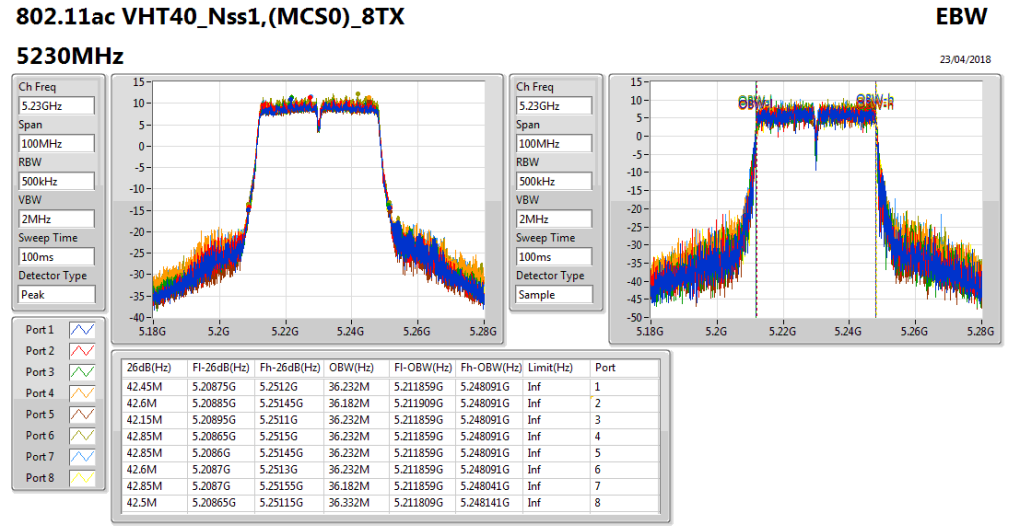
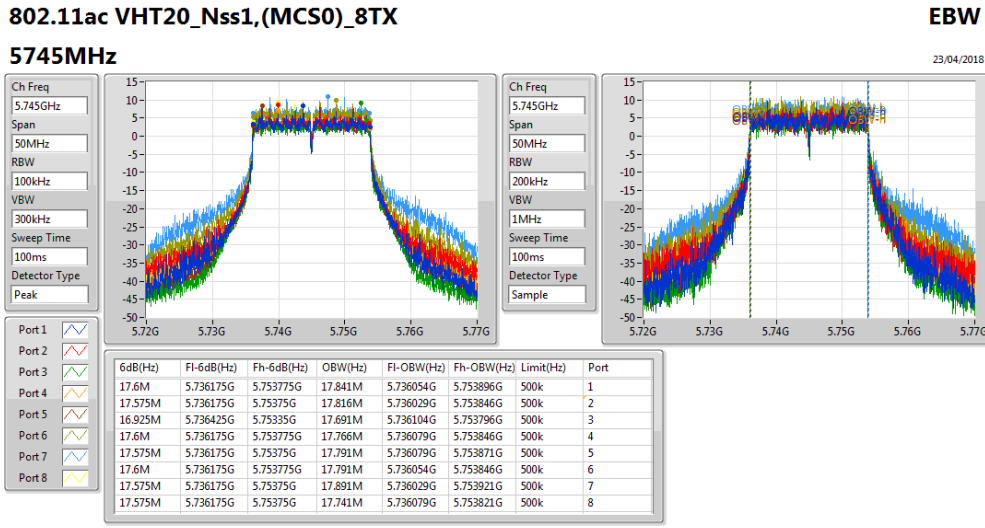
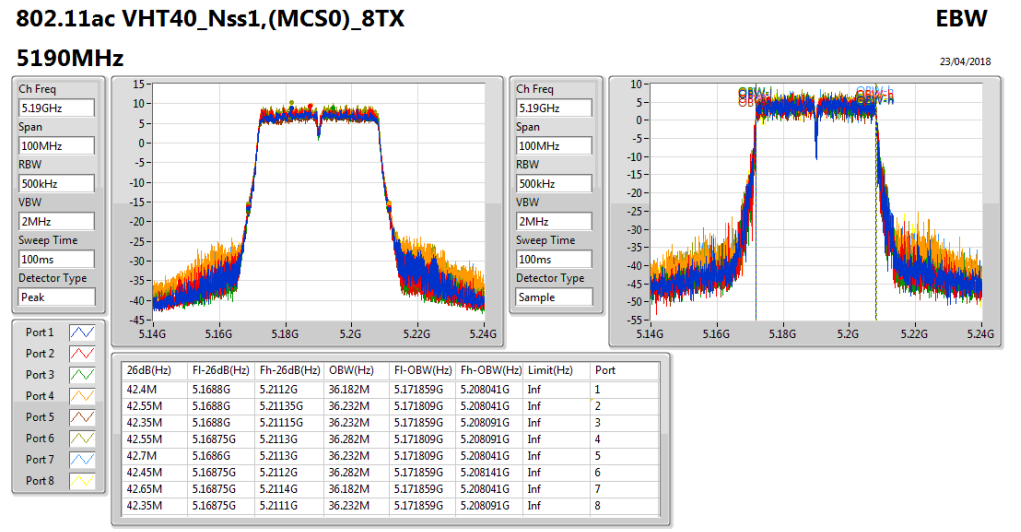
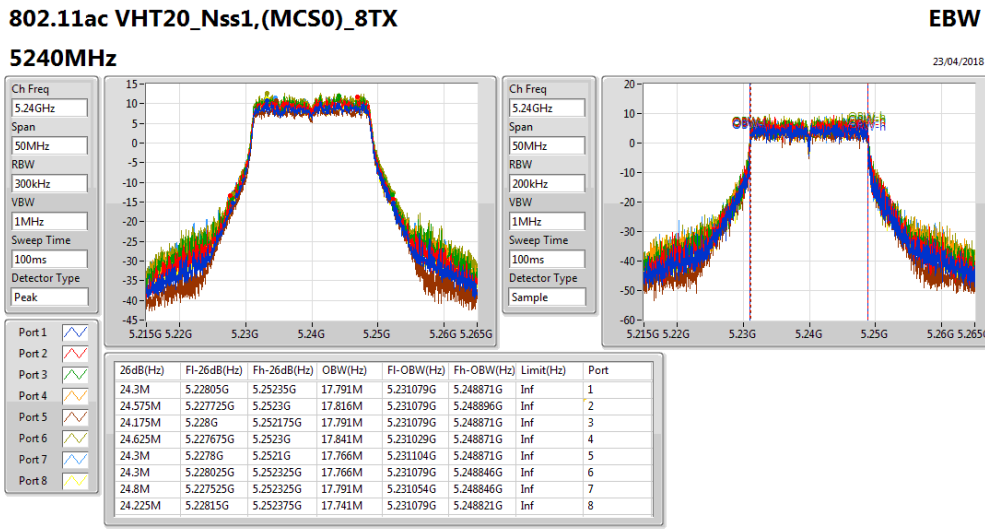


Result

Mode	Result	Limit	Port 1-N dB	Port 1-OBW	Port 2-N dB	Port 2-OBW	Port 3-N dB	Port 3-OBW	Port 4-N dB	Port 4-OBW	Port 5-N dB	Port 5-OBW	Port 6-N dB	Port 6-OBW	Port 7-N dB	Port 7-OBW	Port 8-N dB	Port 8-OBW
		(Hz)	(Hz)	(Hz)	(Hz)	(Hz)	(Hz)	(Hz)	(Hz)	(Hz)	(Hz)	(Hz)	(Hz)	(Hz)	(Hz)	(Hz)	(Hz)	(Hz)
802.11a_Nss1,(6Mbps)_8TX	-	-	-	-	-	-	-	-	-	-	-	-	-	-	-	-	-	-
5180MHz	Pass	Inf	23.875M	16.592M	23.4M	16.617M	23.075M	16.567M	24.225M	16.592M	22.5M	16.567M	23.275M	16.592M	23.3M	16.617M	24.025M	16.617M
5200MHz	Pass	Inf	23.45M	16.567M	22.675M	16.542M	23.075M	16.617M	23.975M	16.617M	22.725M	16.567M	23.125M	16.592M	24.2M	16.642M	23.9M	16.617M
5240MHz	Pass	Inf	23.625M	16.617M	23.45M	16.667M	23.225M	16.617M	23.525M	16.642M	22.125M	16.567M	23.125M	16.592M	23.05M	16.617M	22.925M	16.617M
5745MHz	Pass	500k	16.325M	16.642M	16.325M	16.592M	16.35M	16.517M	16.325M	16.617M	16.375M	16.617M	16.35M	16.642M	16.325M	16.717M	15.6M	16.542M
5785MHz	Pass	500k	16.3M	16.667M	16.35M	16.592M	16.35M	16.567M	16.3M	16.567M	16.35M	16.592M	16.35M	16.667M	16.35M	16.692M	16.325M	16.617M
5825MHz	Pass	500k	16.325M	16.617M	16.325M	16.617M	16.325M	16.542M	16.325M	16.592M	16.325M	16.592M	16.35M	16.642M	16.325M	16.592M	16.025M	16.517M
802.11ac_VHT20_Nss1,(MCS0)_8TX	-	-	-	-	-	-	-	-	-	-	-	-	-	-	-	-	-	-
5180MHz	Pass	Inf	24.275M	17.791M	24.875M	17.766M	24.275M	17.791M	24.5M	17.766M	24.8M	17.766M	24.325M	17.766M	24.95M	17.841M	24.075M	17.741M
5200MHz	Pass	Inf	24.175M	17.741M	24.8M	17.816M	24.2M	17.766M	24.675M	17.791M	24.45M	17.791M	24.15M	17.766M	24.8M	17.766M	24.175M	17.766M
5240MHz	Pass	Inf	24.3M	17.791M	24.575M	17.816M	24.175M	17.791M	24.625M	17.841M	24.3M	17.766M	24.3M	17.766M	24.8M	17.791M	24.225M	17.741M
5745MHz	Pass	500k	17.6M	17.841M	17.575M	17.816M	16.925M	17.691M	17.6M	17.766M	17.575M	17.791M	17.6M	17.791M	17.575M	17.891M	17.575M	17.741M
5785MHz	Pass	500k	17.8M	17.766M	17.6M	17.791M	17.525M	17.766M	17.575M	17.866M	17.575M	17.766M	17.6M	17.791M	17.6M	17.866M	17.775M	17.816M
5825MHz	Pass	500k	17.55M	17.816M	17.6M	17.816M	17.6M	17.716M	17.575M	17.766M	17.55M	17.816M	17.575M	17.791M	17.6M	17.841M	17.525M	17.766M
802.11ac_VHT40_Nss1,(MCS0)_8TX	-	-	-	-	-	-	-	-	-	-	-	-	-	-	-	-	-	-
5190MHz	Pass	Inf	42.4M	36.182M	42.55M	36.232M	42.35M	36.232M	42.55M	36.282M	42.7M	36.232M	42.45M	36.282M	42.65M	36.182M	42.35M	36.232M
5230MHz	Pass	Inf	42.45M	36.232M	42.6M	36.182M	42.15M	36.232M	42.85M	36.232M	42.85M	36.232M	42.6M	36.232M	42.85M	36.182M	42.5M	36.332M
5755MHz	Pass	500k	35.5M	36.232M	36.3M	36.232M	36.05M	36.282M	34.75M	36.232M	36.1M	36.282M	36.3M	36.282M	36.1M	36.382M	33.85M	36.182M
5795MHz	Pass	500k	35.5M	36.132M	35.95M	36.282M	36.3M	36.282M	35.1M	36.282M	36.25M	36.232M	36.3M	36.282M	36.25M	36.432M	35.35M	36.332M
802.11ac_VHT80_Nss1,(MCS0)_8TX	-	-	-	-	-	-	-	-	-	-	-	-	-	-	-	-	-	-
5210MHz	Pass	Inf	85.7M	75.562M	86.6M	75.762M	85.5M	75.862M	86.6M	75.462M	86.9M	75.562M	87.2M	75.762M	87.4M	75.662M	85.9M	75.562M
5775MHz	Pass	500k	66.4M	75.562M	61.2M	75.462M	72.2M	75.562M	68.6M	75.562M	75.6M	75.562M	74.1M	75.962M	75.4M	75.862M	72.6M	75.562M

Port X-N dB = Port X 6dB down bandwidth for UNII-3 band / 26dB down bandwidth for other band; Port X-OBW = Port X 99% occupied bandwidth;



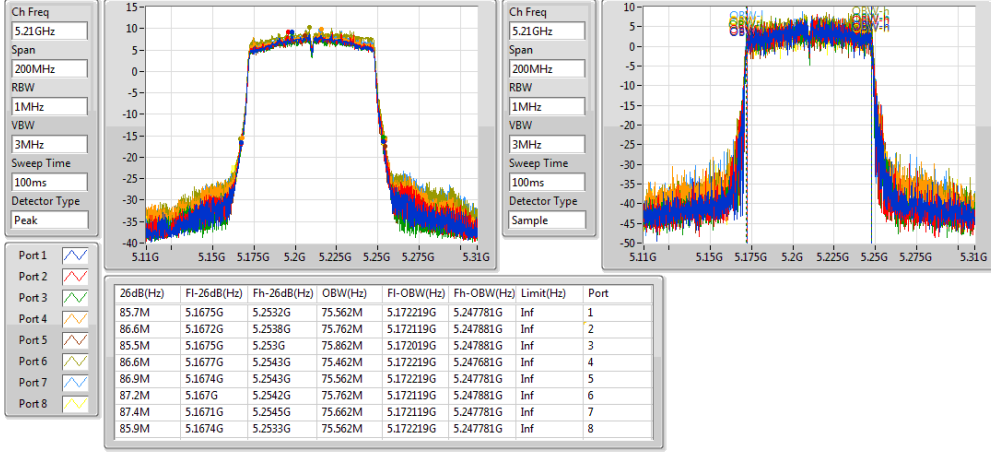


802.11ac VHT80_Nss1,(MCS0)_8TX

EBW

5210MHz

23/04/2018

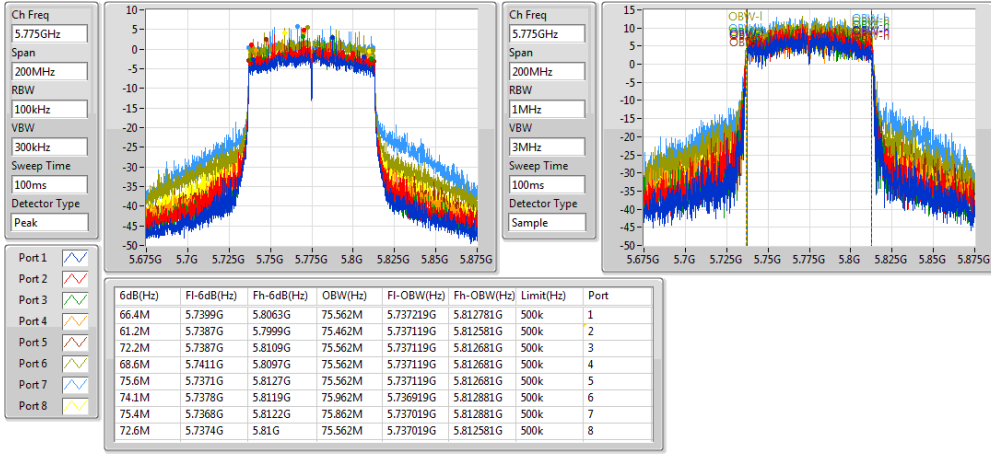


802.11ac VHT80_Nss1,(MCS0)_8TX

EBW

5775MHz

23/04/2018





Summary

Mode	Max-N dB (Hz)	Max-OBW (Hz)	ITU-Code	Min-N dB (Hz)	Min-OBW (Hz)
5.725-5.85GHz	-	-	-	-	-
802.11ac VHT20_Nss2,(MCS0)_8TX	17.775M	17.841M	17M8D1D	16.275M	17.741M
802.11ac VHT40_Nss2,(MCS0)_8TX	36.4M	36.382M	36M4D1D	35.1M	36.232M
802.11ac VHT80_Nss2,(MCS0)_8TX	75.5M	75.862M	75M9D1D	64.9M	75.462M

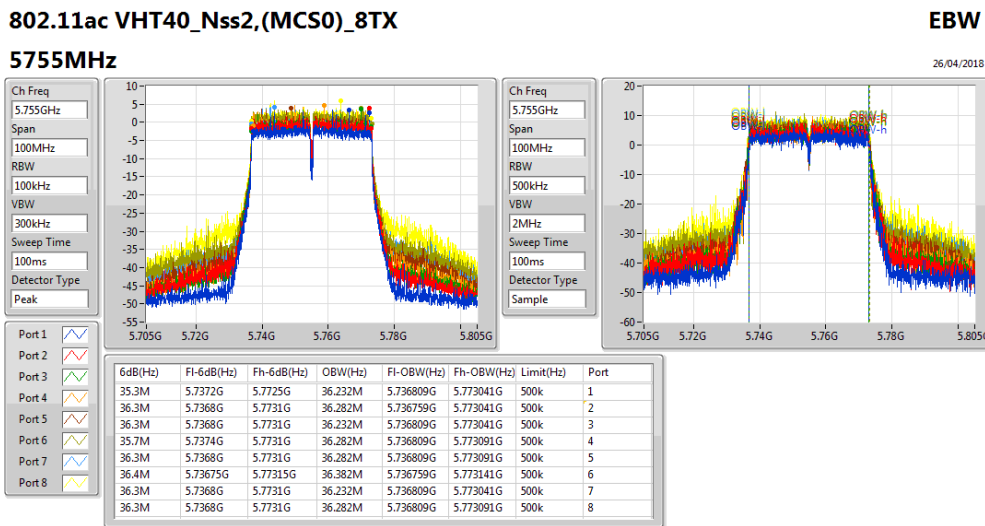
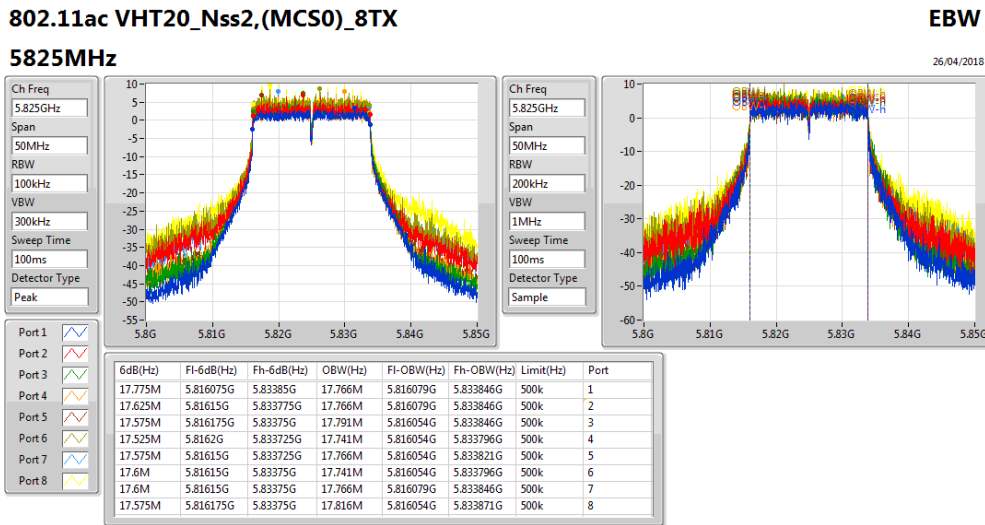
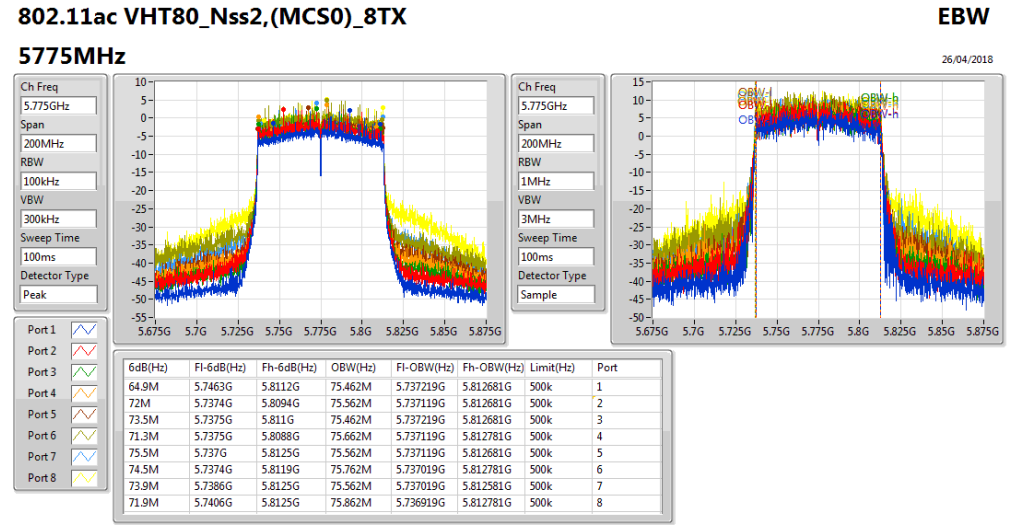
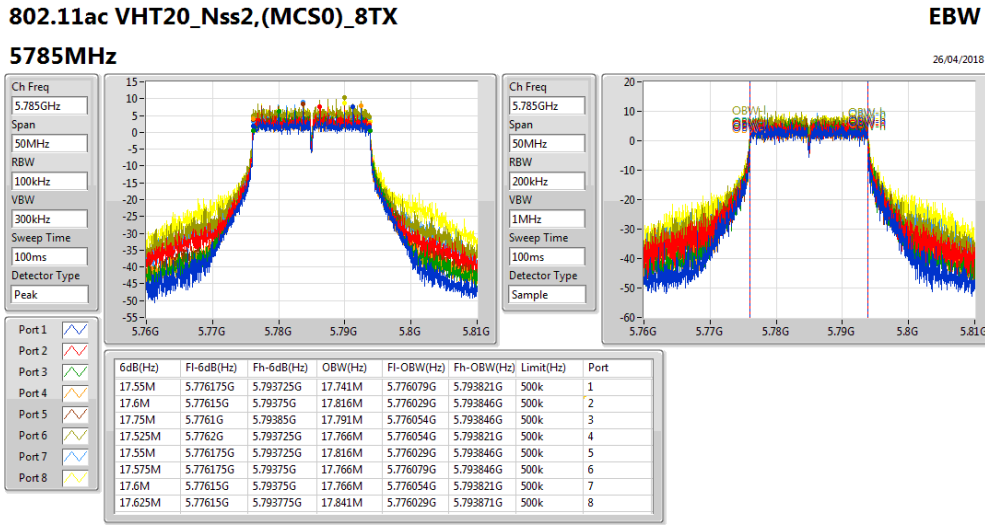
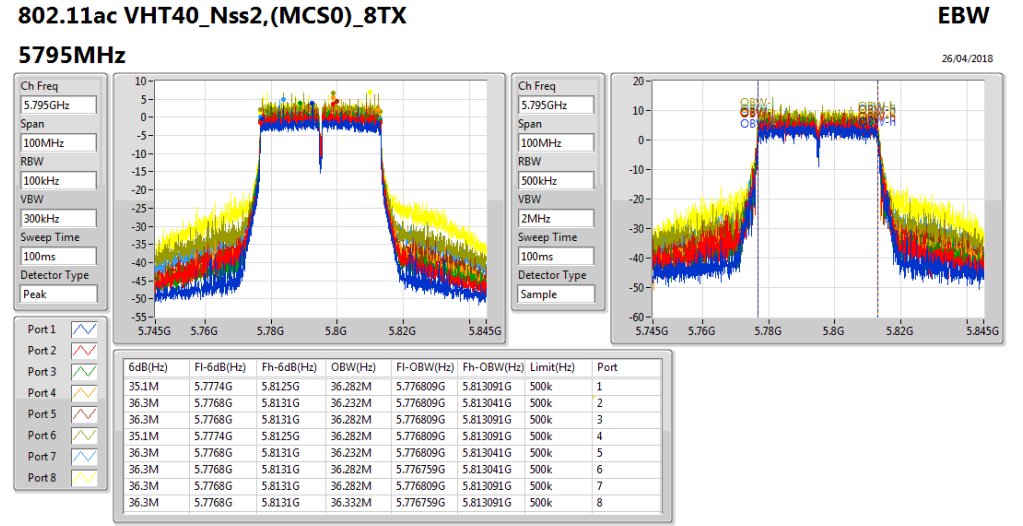
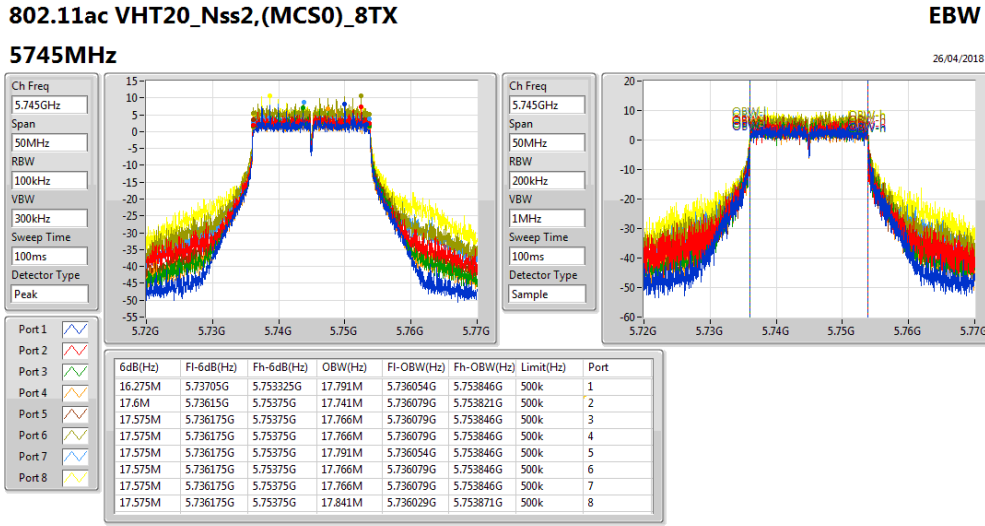
Max-N dB = Maximum 6dB down bandwidth for UNII-3 band / Maximum 26dB down bandwidth for other band; **Max-OBW** = Maximum 99% occupied bandwidth;
Min-N dB = Minimum 6dB down bandwidth for UNII-3 band / Maximum 26dB down bandwidth for other band; **Min-OBW** = Minimum 99% occupied bandwidth;



Result

Mode	Result	Limit	Port 1-N dB	Port 1-OBW	Port 2-N dB	Port 2-OBW	Port 3-N dB	Port 3-OBW	Port 4-N dB	Port 4-OBW	Port 5-N dB	Port 5-OBW	Port 6-N dB	Port 6-OBW	Port 7-N dB	Port 7-OBW	Port 8-N dB	Port 8-OBW
		(Hz)	(Hz)	(Hz)	(Hz)	(Hz)	(Hz)	(Hz)	(Hz)	(Hz)	(Hz)	(Hz)	(Hz)	(Hz)	(Hz)	(Hz)	(Hz)	(Hz)
802.11ac VHT20_Nss2,(MCS0)_8TX	-	-	-	-	-	-	-	-	-	-	-	-	-	-	-	-	-	-
5745MHz	Pass	500k	16.275M	17.791M	17.6M	17.741M	17.575M	17.766M	17.575M	17.766M	17.575M	17.791M	17.575M	17.766M	17.575M	17.766M	17.575M	17.841M
5785MHz	Pass	500k	17.55M	17.741M	17.6M	17.816M	17.75M	17.791M	17.525M	17.766M	17.55M	17.816M	17.575M	17.766M	17.6M	17.766M	17.625M	17.841M
5825MHz	Pass	500k	17.775M	17.766M	17.625M	17.766M	17.575M	17.791M	17.525M	17.741M	17.575M	17.766M	17.6M	17.741M	17.6M	17.766M	17.575M	17.816M
802.11ac VHT40_Nss2,(MCS0)_8TX	-	-	-	-	-	-	-	-	-	-	-	-	-	-	-	-	-	-
5755MHz	Pass	500k	35.3M	36.232M	36.3M	36.282M	36.3M	36.232M	35.7M	36.282M	36.3M	36.282M	36.4M	36.382M	36.3M	36.232M	36.3M	36.282M
5795MHz	Pass	500k	35.1M	36.282M	36.3M	36.232M	36.3M	36.282M	35.1M	36.282M	36.3M	36.232M	36.3M	36.282M	36.3M	36.282M	36.3M	36.332M
802.11ac VHT80_Nss2,(MCS0)_8TX	-	-	-	-	-	-	-	-	-	-	-	-	-	-	-	-	-	-
5775MHz	Pass	500k	64.9M	75.462M	72M	75.562M	73.5M	75.462M	71.3M	75.662M	75.5M	75.562M	74.5M	75.762M	73.9M	75.562M	71.9M	75.862M

Port X-N dB = Port X 6dB down bandwidth for UNII-3 band / 26dB down bandwidth for other band; Port X-OBW = Port X 99% occupied bandwidth;





Summary

Mode	Max-N dB (Hz)	Max-OBW (Hz)	ITU-Code	Min-N dB (Hz)	Min-OBW (Hz)
5.15-5.25GHz	-	-	-	-	-
802.11ac VHT20-BF_Nss1,(MCS0)_8TX	27.65M	17.866M	17M9D1D	23.45M	17.791M
802.11ac VHT40-BF_Nss1,(MCS0)_8TX	42.3M	36.782M	36M8D1D	40.1M	36.032M
802.11ac VHT80-BF_Nss1,(MCS0)_8TX	82.6M	76.162M	76M2D1D	81.5M	75.162M
5.725-5.85GHz	-	-	-	-	-
802.11ac VHT20-BF_Nss1,(MCS0)_8TX	17.1M	18.216M	18M2D1D	14.5M	17.791M
802.11ac VHT40-BF_Nss1,(MCS0)_8TX	35.65M	36.632M	36M6D1D	31.35M	36.182M
802.11ac VHT80-BF_Nss1,(MCS0)_8TX	50.7M	76.062M	76M1D1D	12.4M	75.362M

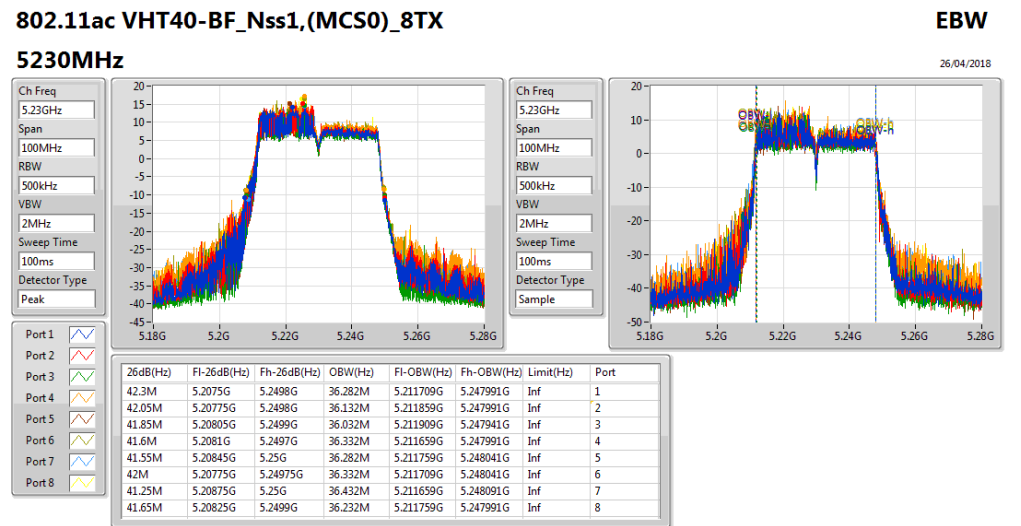
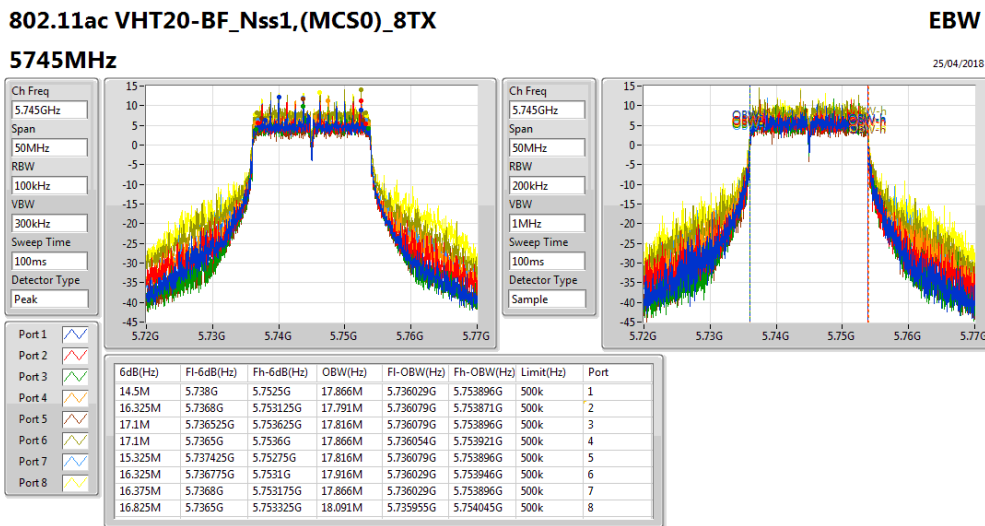
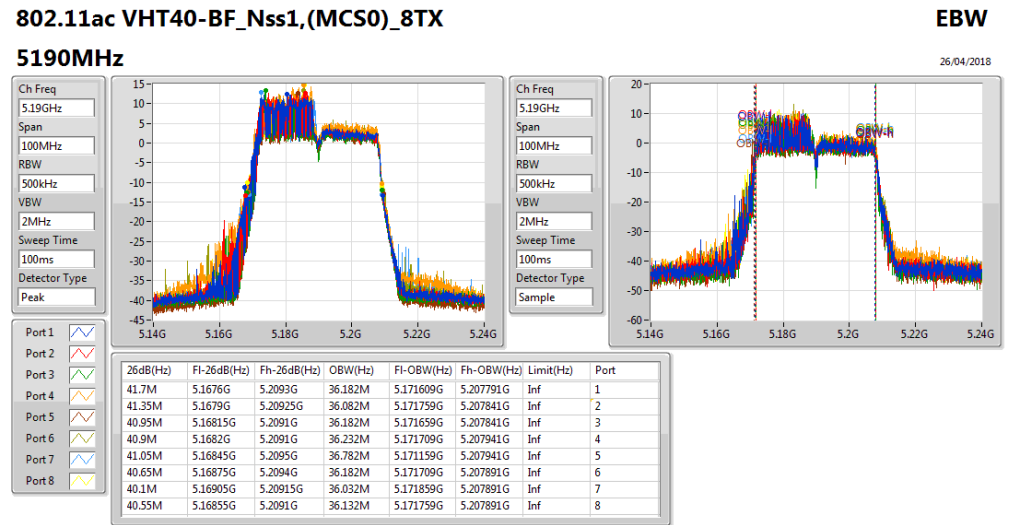
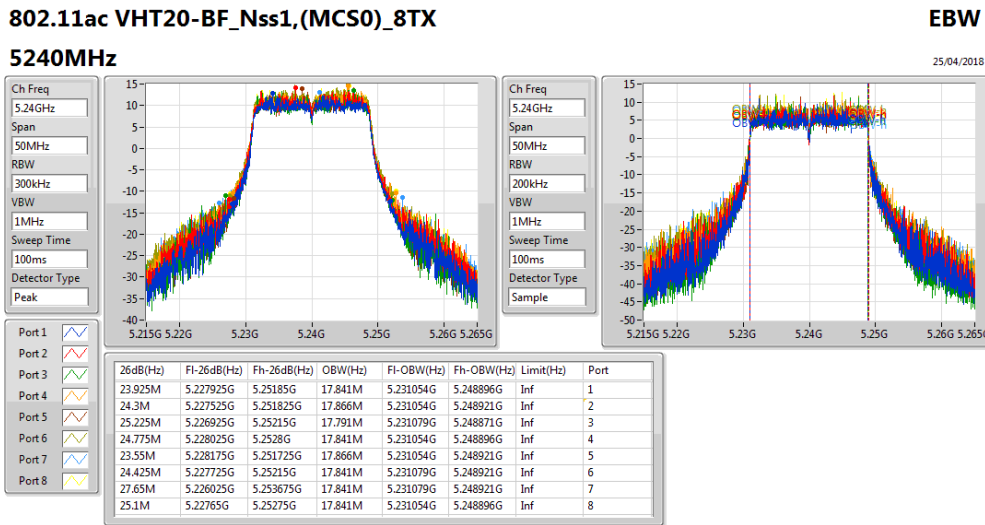
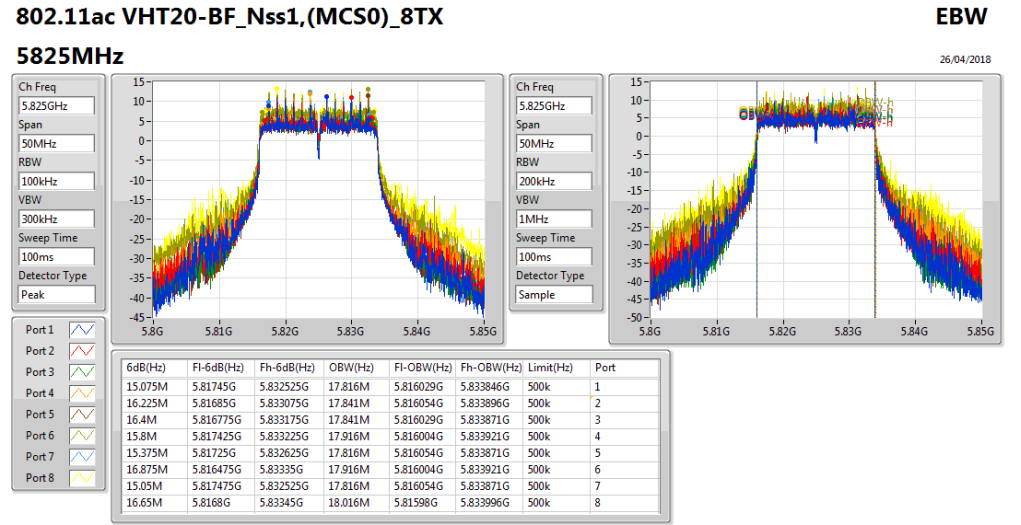
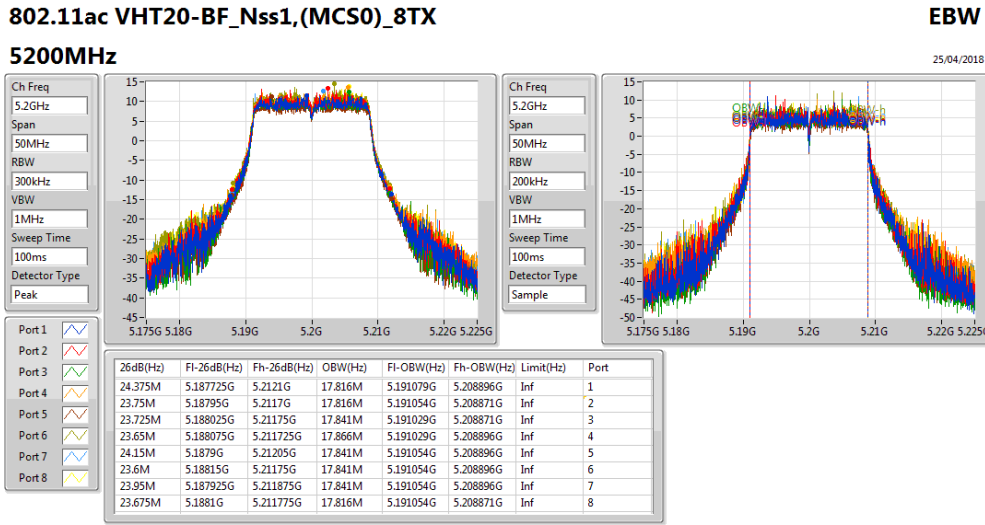
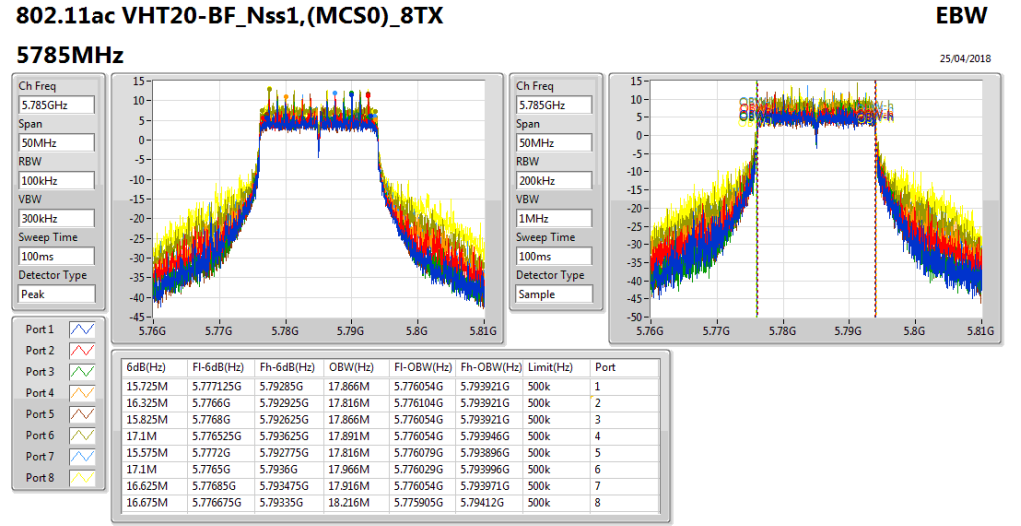
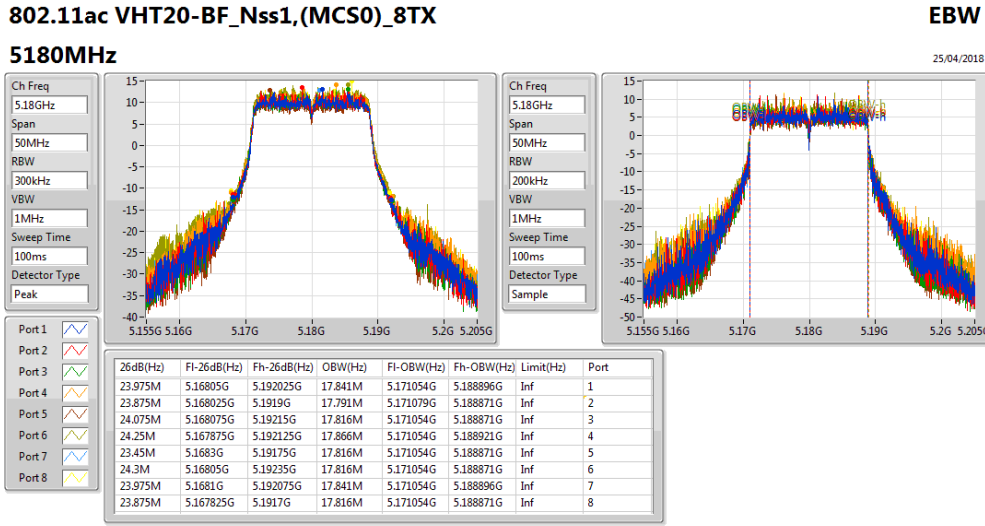
Max-N dB = Maximum 6dB down bandwidth for UNII-3 band / Maximum 26dB down bandwidth for other band; Max-OBW = Maximum 99% occupied bandwidth;
Min-N dB = Minimum 6dB down bandwidth for UNII-3 band / Maximum 26dB down bandwidth for other band; Min-OBW = Minimum 99% occupied bandwidth;



Result

Mode	Result	Limit	Port 1-N dB	Port 1-OBW	Port 2-N dB	Port 2-OBW	Port 3-N dB	Port 3-OBW	Port 4-N dB	Port 4-OBW	Port 5-N dB	Port 5-OBW	Port 6-N dB	Port 6-OBW	Port 7-N dB	Port 7-OBW	Port 8-N dB	Port 8-OBW
		(Hz)	(Hz)	(Hz)	(Hz)	(Hz)	(Hz)	(Hz)	(Hz)	(Hz)	(Hz)	(Hz)	(Hz)	(Hz)	(Hz)	(Hz)	(Hz)	(Hz)
802.11ac VHT20-BF_Nss1,(MCS0)_8TX	-	-	-	-	-	-	-	-	-	-	-	-	-	-	-	-	-	-
5180MHz	Pass	Inf	23.975M	17.841M	23.875M	17.791M	24.075M	17.816M	24.25M	17.866M	23.45M	17.816M	24.3M	17.816M	23.975M	17.841M	23.875M	17.816M
5200MHz	Pass	Inf	24.375M	17.816M	23.75M	17.816M	23.725M	17.841M	23.65M	17.866M	24.15M	17.841M	23.6M	17.841M	23.95M	17.841M	23.675M	17.816M
5240MHz	Pass	Inf	23.925M	17.841M	24.3M	17.866M	25.225M	17.791M	24.775M	17.841M	23.55M	17.866M	24.425M	17.841M	27.65M	17.841M	25.1M	17.841M
5745MHz	Pass	500k	14.5M	17.866M	16.325M	17.791M	17.1M	17.816M	17.1M	17.866M	15.325M	17.816M	16.325M	17.916M	16.375M	17.866M	16.825M	18.091M
5785MHz	Pass	500k	15.725M	17.866M	16.325M	17.816M	15.825M	17.866M	17.1M	17.891M	15.575M	17.816M	17.1M	17.966M	16.625M	17.916M	16.675M	18.216M
5825MHz	Pass	500k	15.075M	17.816M	16.225M	17.841M	16.4M	17.841M	15.8M	17.916M	15.375M	17.816M	16.875M	17.916M	15.05M	17.816M	16.65M	18.016M
802.11ac VHT40-BF_Nss1,(MCS0)_8TX	-	-	-	-	-	-	-	-	-	-	-	-	-	-	-	-	-	-
5190MHz	Pass	Inf	41.7M	36.182M	41.35M	36.082M	40.95M	36.182M	40.9M	36.232M	41.05M	36.782M	40.65M	36.182M	40.1M	36.032M	40.55M	36.132M
5230MHz	Pass	Inf	42.3M	36.282M	42.05M	36.132M	41.85M	36.032M	41.6M	36.332M	41.55M	36.282M	42M	36.332M	41.25M	36.432M	41.65M	36.232M
5755MHz	Pass	500k	35M	36.482M	35.65M	36.632M	33.8M	36.282M	35.1M	36.382M	35.4M	36.382M	34.4M	36.382M	35.05M	36.332M	35.45M	36.482M
5795MHz	Pass	500k	35.05M	36.482M	35.3M	36.432M	31.35M	36.182M	35M	36.432M	35.5M	36.332M	35.65M	36.432M	33.8M	36.332M	35.5M	36.582M
802.11ac VHT80-BF_Nss1,(MCS0)_8TX	-	-	-	-	-	-	-	-	-	-	-	-	-	-	-	-	-	-
5210MHz	Pass	Inf	82.2M	75.162M	81.8M	76.062M	81.8M	75.862M	81.7M	75.262M	81.7M	75.162M	82.6M	76.162M	81.5M	75.862M	81.9M	75.462M
5775MHz	Pass	500k	15.6M	75.762M	40.7M	76.062M	50.2M	75.462M	45.1M	75.662M	13.6M	75.862M	50.7M	75.762M	12.4M	75.362M	50.7M	76.062M

Port X-N dB = Port X 6dB down bandwidth for UNII-3 band / 26dB down bandwidth for other band; Port X-OBW = Port X 99% occupied bandwidth;

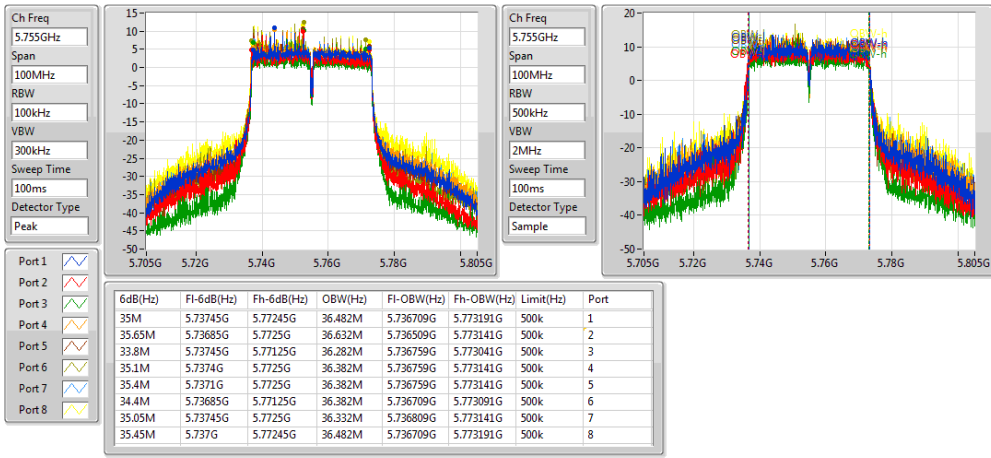


802.11ac VHT40-BF_Nss1,(MCS0)_8TX

EBW

5755MHz

26/04/2018

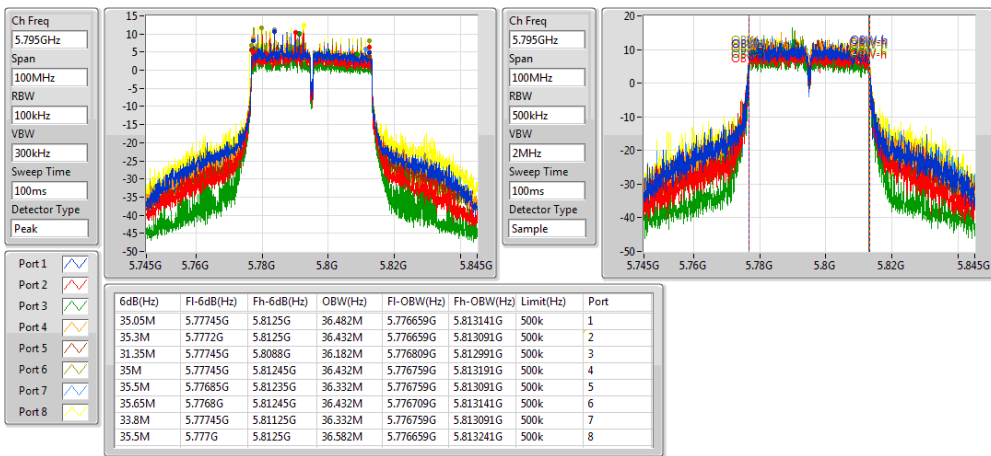


802.11ac VHT40-BF_Nss1,(MCS0)_8TX

EBW

5795MHz

26/04/2018

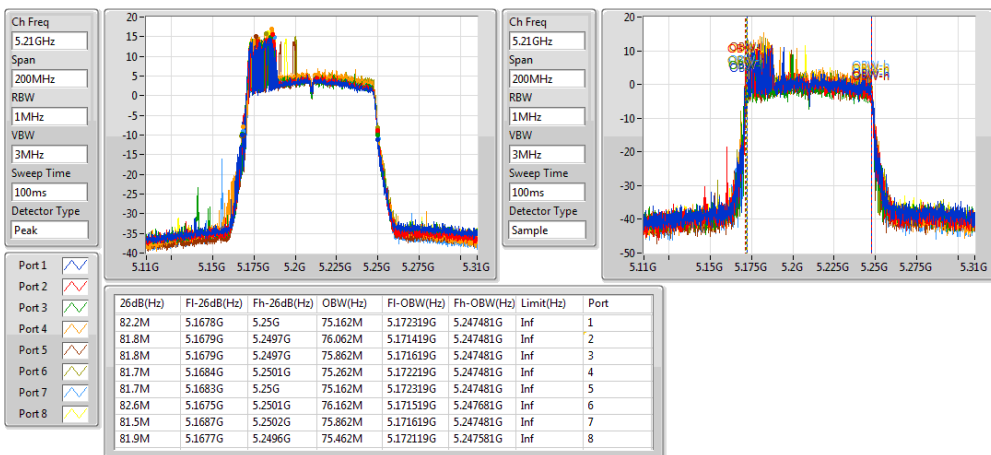


802.11ac VHT80-BF_Nss1,(MCS0)_8TX

EBW

5210MHz

26/04/2018

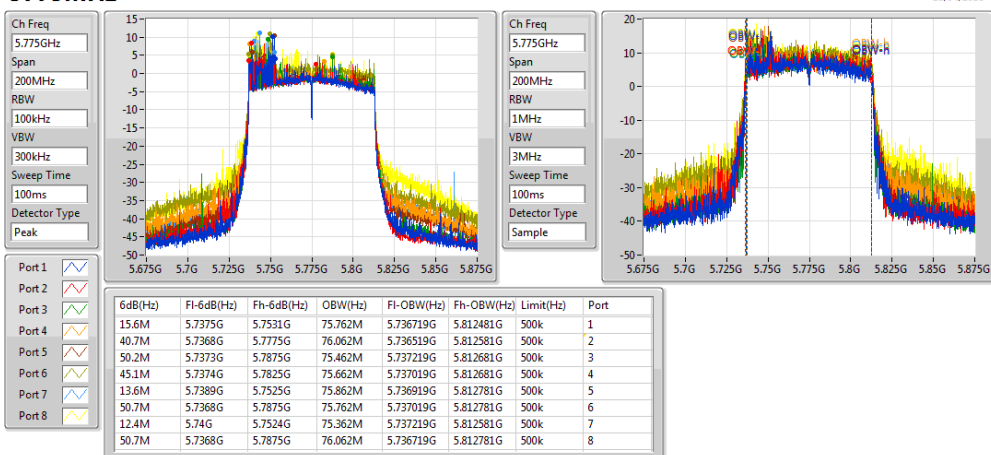


802.11ac VHT80-BF_Nss1,(MCS0)_8TX

EBW

5775MHz

26/04/2018





Summary

Mode	Max-N dB (Hz)	Max-OBW (Hz)	ITU-Code	Min-N dB (Hz)	Min-OBW (Hz)
5.725-5.85GHz	-	-	-	-	-
802.11ac VHT20-BF_Nss2,(MCS0)_8TX	17.7M	17.991M	18M0D1D	17.25M	17.741M
802.11ac VHT40-BF_Nss2,(MCS0)_8TX	35.95M	36.732M	36M7D1D	33.8M	36.232M
802.11ac VHT80-BF_Nss2,(MCS0)_8TX	74.4M	76.062M	76M1D1D	28.2M	75.562M

Max-N dB = Maximum 6dB down bandwidth for UNII-3 band / Maximum 26dB down bandwidth for other band; **Max-OBW** = Maximum 99% occupied bandwidth;
Min-N dB = Minimum 6dB down bandwidth for UNII-3 band / Maximum 26dB down bandwidth for other band; **Min-OBW** = Minimum 99% occupied bandwidth;



Result

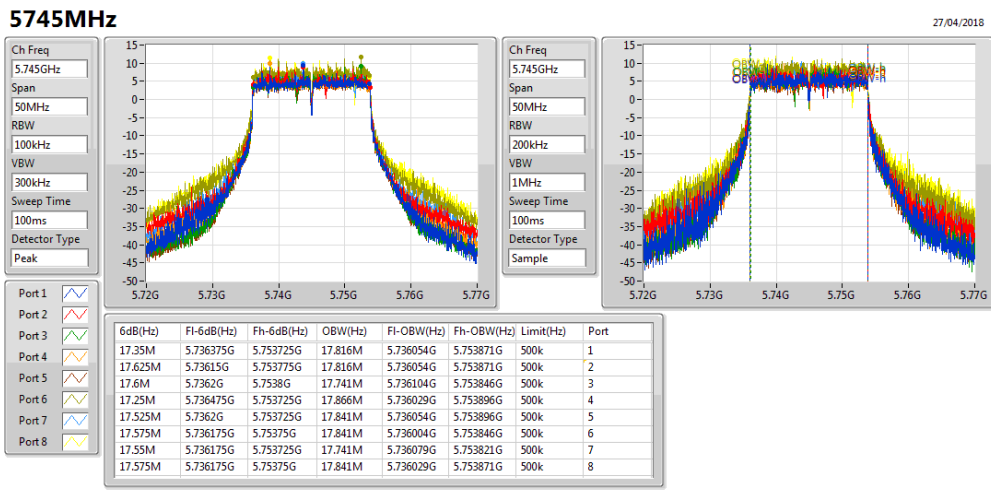
Mode	Result	Limit	Port 1-N dB	Port 1-OBW	Port 2-N dB	Port 2-OBW	Port 3-N dB	Port 3-OBW	Port 4-N dB	Port 4-OBW	Port 5-N dB	Port 5-OBW	Port 6-N dB	Port 6-OBW	Port 7-N dB	Port 7-OBW	Port 8-N dB	Port 8-OBW
		(Hz)	(Hz)	(Hz)	(Hz)	(Hz)	(Hz)	(Hz)	(Hz)	(Hz)	(Hz)	(Hz)	(Hz)	(Hz)	(Hz)	(Hz)	(Hz)	(Hz)
802.11ac VHT20-BF_Nss2,(MCS0)_8TX	-	-	-	-	-	-	-	-	-	-	-	-	-	-	-	-	-	-
5745MHz	Pass	500k	17.35M	17.816M	17.625M	17.816M	17.6M	17.741M	17.25M	17.866M	17.525M	17.841M	17.575M	17.841M	17.55M	17.741M	17.575M	17.841M
5785MHz	Pass	500k	17.575M	17.841M	17.625M	17.816M	17.625M	17.766M	17.6M	17.866M	17.65M	17.766M	17.65M	17.816M	17.6M	17.866M	17.675M	17.916M
5825MHz	Pass	500k	17.55M	17.866M	17.475M	17.841M	17.7M	17.791M	17.575M	17.941M	17.575M	17.816M	17.675M	17.966M	17.525M	17.816M	17.675M	17.991M
802.11ac VHT40-BF_Nss2,(MCS0)_8TX	-	-	-	-	-	-	-	-	-	-	-	-	-	-	-	-	-	-
5755MHz	Pass	500k	35.3M	36.232M	34.95M	36.332M	35.1M	36.282M	33.8M	36.332M	35.4M	36.232M	35.55M	36.382M	35.6M	36.282M	35.4M	36.332M
5795MHz	Pass	500k	35.05M	36.732M	35.45M	36.282M	35.3M	36.282M	35.05M	36.282M	35.25M	36.332M	35.95M	36.332M	35.5M	36.332M	35.6M	36.482M
802.11ac VHT80-BF_Nss2,(MCS0)_8TX	-	-	-	-	-	-	-	-	-	-	-	-	-	-	-	-	-	-
5775MHz	Pass	500k	74.4M	75.662M	62.6M	75.762M	55M	75.662M	65.3M	75.862M	55.3M	75.862M	28.2M	76.062M	52.5M	75.562M	60.9M	76.062M

Port X-N dB = Port X 6dB down bandwidth for UNII-3 band / 26dB down bandwidth for other band; Port X-OBW = Port X 99% occupied bandwidth;



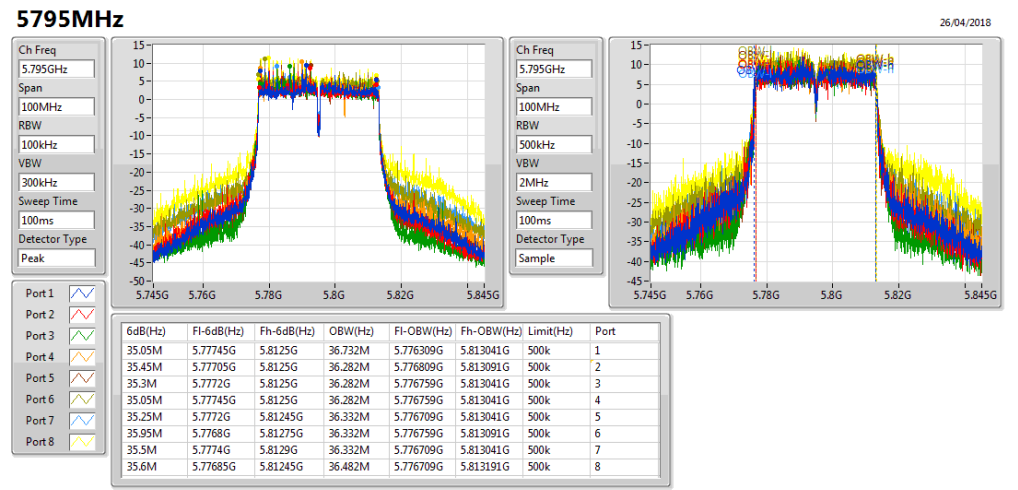
802.11ac VHT20-BF_Nss2,(MCS0)_8TX

EBW



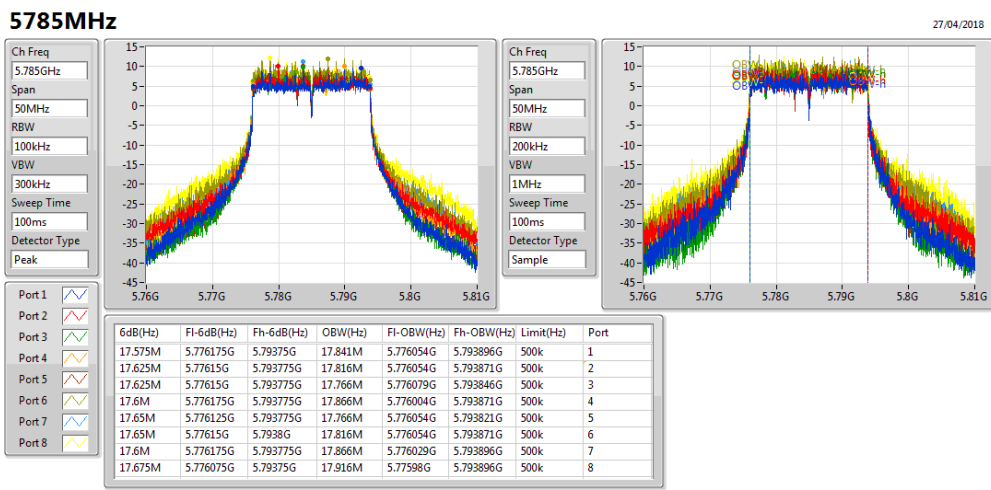
802.11ac VHT40-BF_Nss2,(MCS0)_8TX

EBW



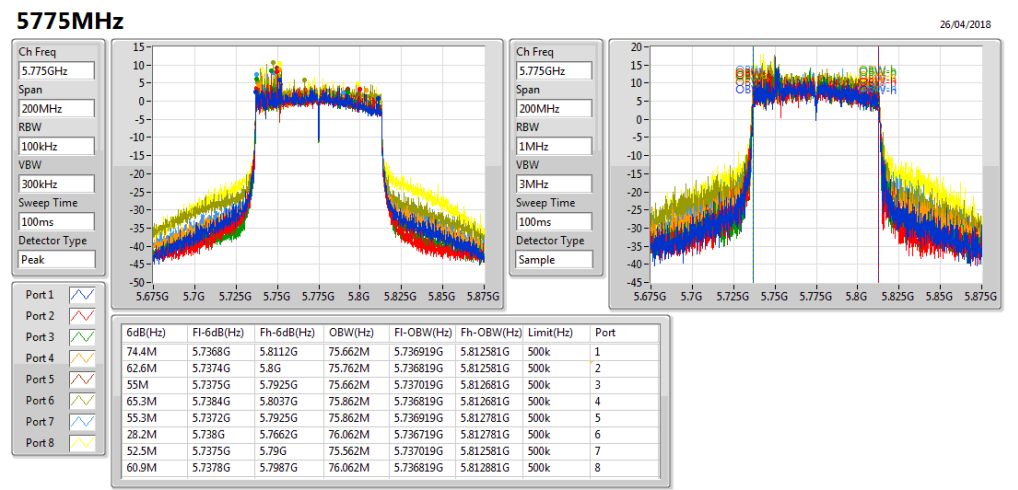
802.11ac VHT20-BF_Nss2,(MCS0)_8TX

EBW



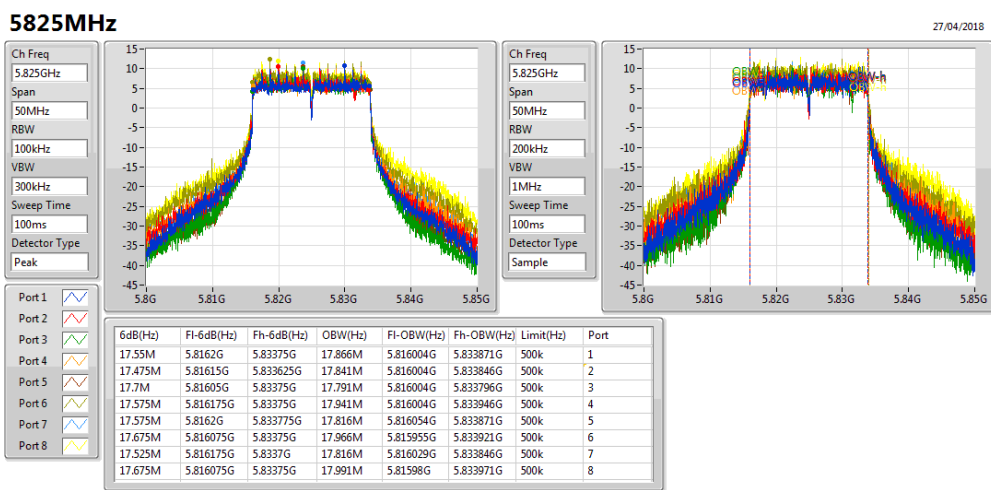
802.11ac VHT80-BF_Nss2,(MCS0)_8TX

EBW



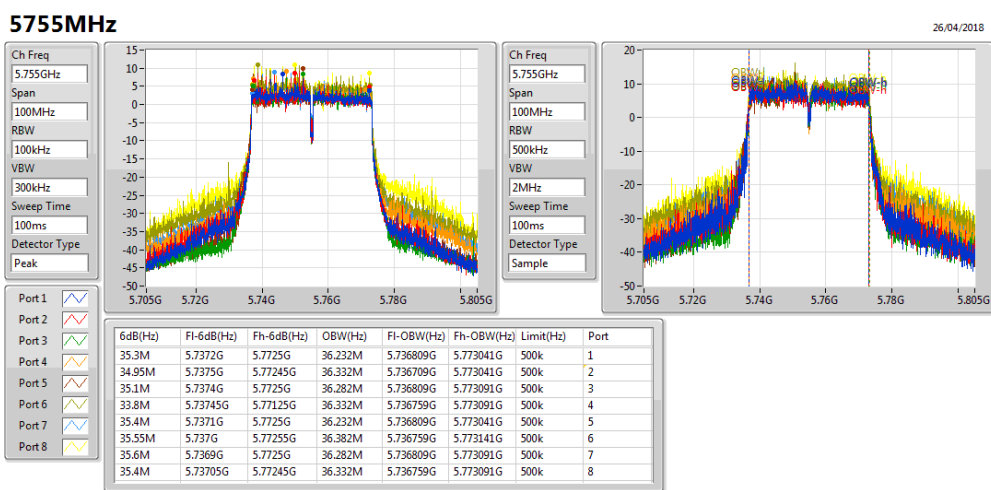
802.11ac VHT20-BF_Nss2,(MCS0)_8TX

EBW



802.11ac VHT40-BF_Nss2,(MCS0)_8TX

EBW





Summary

Mode	Total Power (dBm)	Total Power (W)	EIRP (dBm)	EIRP (W)
5.15-5.25GHz	-	-	-	-
802.11a_Nss1,(6Mbps)_8TX	29.47	0.88512	35.27	3.36512
802.11ac VHT20_Nss1,(MCS0)_8TX	29.66	0.92470	35.46	3.51560
802.11ac VHT40_Nss1,(MCS0)_8TX	29.54	0.89950	33.54	2.25944
802.11ac VHT80_Nss1,(MCS0)_8TX	26.64	0.46132	30.64	1.15878
5.725-5.85GHz	-	-	-	-
802.11a_Nss1,(6Mbps)_8TX	29.73	0.93972	35.53	3.57273
802.11ac VHT20_Nss1,(MCS0)_8TX	29.81	0.95719	35.61	3.63915
802.11ac VHT40_Nss1,(MCS0)_8TX	29.96	0.99083	33.96	2.48886
802.11ac VHT80_Nss1,(MCS0)_8TX	29.69	0.93111	33.69	2.33884



Result

Mode	Result	DG (dBi)	Port 1 (dBm)	Port 2 (dBm)	Port 3 (dBm)	Port 4 (dBm)	Port 5 (dBm)	Port 6 (dBm)	Port 7 (dBm)	Port 8 (dBm)	Total Power (dBm)	Power Limit (dBm)	EIRP (dBm)	EIRP Limit (dBm)
802.11a_Nss1,(6Mbps)_8TX	-	-	-	-	-	-	-	-	-	-	-	-	-	-
5180MHz	Pass	5.80	20.01	19.89	19.59	20.52	19.53	21.06	20.76	20.13	29.25	30.00	35.05	36.00
5200MHz	Pass	5.80	20.10	20.28	19.66	20.48	19.45	21.33	20.95	20.26	29.38	30.00	35.18	36.00
5240MHz	Pass	5.80	20.07	20.69	19.82	20.47	19.76	21.35	20.79	20.36	29.47	30.00	35.27	36.00
5745MHz	Pass	5.80	19.44	20.20	19.65	19.73	19.88	22.11	22.68	20.66	29.73	30.00	35.53	36.00
5785MHz	Pass	5.80	18.94	20.12	19.52	19.95	19.85	22.25	22.34	20.59	29.64	30.00	35.44	36.00
5825MHz	Pass	5.80	18.61	19.59	19.07	18.94	19.12	21.46	21.93	19.93	29.02	30.00	34.82	36.00
802.11ac VHT20_Nss1,(MCS0)_8TX	-	-	-	-	-	-	-	-	-	-	-	-	-	-
5180MHz	Pass	5.80	20.31	21.01	20.97	20.00	19.29	21.58	20.90	20.12	29.61	30.00	35.41	36.00
5200MHz	Pass	5.80	20.04	20.51	21.04	20.69	19.24	21.59	20.91	20.06	29.59	30.00	35.39	36.00
5240MHz	Pass	5.80	20.09	20.56	20.94	20.75	19.32	21.80	20.98	20.18	29.66	30.00	35.46	36.00
5745MHz	Pass	5.80	20.00	20.36	19.26	19.87	19.55	22.47	22.80	20.38	29.81	30.00	35.61	36.00
5785MHz	Pass	5.80	19.38	19.99	19.31	20.21	19.59	22.41	22.65	20.17	29.68	30.00	35.48	36.00
5825MHz	Pass	5.80	18.97	19.85	18.96	18.75	18.82	21.59	21.96	20.23	29.10	30.00	34.90	36.00
802.11ac VHT40_Nss1,(MCS0)_8TX	-	-	-	-	-	-	-	-	-	-	-	-	-	-
5190MHz	Pass	4.00	18.10	18.66	18.23	18.69	17.58	19.26	18.76	18.28	27.50	30.00	31.50	36.00
5230MHz	Pass	4.00	20.07	20.58	20.23	20.74	19.87	21.33	20.85	20.25	29.54	30.00	33.54	36.00
5755MHz	Pass	4.00	18.83	20.45	20.06	19.60	20.15	22.64	22.96	20.97	29.96	30.00	33.96	36.00
5795MHz	Pass	4.00	18.44	17.64	19.60	19.24	20.69	22.87	23.12	20.87	29.74	30.00	33.74	36.00
802.11ac VHT80_Nss1,(MCS0)_8TX	-	-	-	-	-	-	-	-	-	-	-	-	-	-
5210MHz	Pass	4.00	17.22	17.50	17.14	17.73	16.95	18.72	18.09	17.20	26.64	30.00	30.64	36.00
5775MHz	Pass	4.00	18.82	20.22	19.73	19.64	20.14	22.41	22.55	20.30	29.69	30.00	33.69	36.00

DG = Directional Gain; Port X = Port X output power



Summary

Mode	Total Power (dBm)	Total Power (W)	EIRP (dBm)	EIRP (W)
5.725-5.85GHz	-	-	-	-
802.11ac VHT20_Nss2,(MCS0)_8TX	29.98	0.99541	35.78	3.78443
802.11ac VHT40_Nss2,(MCS0)_8TX	29.59	0.90991	33.59	2.28560
802.11ac VHT80_Nss2,(MCS0)_8TX	29.66	0.92470	33.66	2.32274



Result

Mode	Result	DG (dBi)	Port 1 (dBm)	Port 2 (dBm)	Port 3 (dBm)	Port 4 (dBm)	Port 5 (dBm)	Port 6 (dBm)	Port 7 (dBm)	Port 8 (dBm)	Total Power (dBm)	Power Limit (dBm)	EIRP (dBm)	EIRP Limit (dBm)
802.11ac VHT20_Nss2,(MCS0)_8TX	-	-	-	-	-	-	-	-	-	-	-	-	-	-
5745MHz	Pass	5.80	18.64	20.66	20.00	19.29	20.61	22.62	22.76	21.28	29.98	30.00	35.78	36.00
5785MHz	Pass	5.80	18.67	20.61	20.53	19.20	20.45	22.48	22.68	21.11	29.94	30.00	35.74	36.00
5825MHz	Pass	5.80	18.17	19.97	19.61	18.70	20.40	22.62	22.83	21.40	29.79	30.00	35.59	36.00
802.11ac VHT40_Nss2,(MCS0)_8TX	-	-	-	-	-	-	-	-	-	-	-	-	-	-
5755MHz	Pass	4.00	17.50	19.42	19.25	18.79	20.03	21.77	22.25	20.34	29.19	30.00	33.19	36.00
5795MHz	Pass	4.00	17.81	19.98	20.16	19.06	20.23	22.21	22.51	20.63	29.59	30.00	33.59	36.00
802.11ac VHT80_Nss2,(MCS0)_8TX	-	-	-	-	-	-	-	-	-	-	-	-	-	-
5775MHz	Pass	4.00	18.18	19.99	20.05	19.75	20.63	22.02	22.28	20.76	29.66	30.00	33.66	36.00

DG = Directional Gain; Port X = Port X output power



Summary

Mode	Total Power (dBm)	Total Power (W)	EIRP (dBm)	EIRP (W)
5.15-5.25GHz	-	-	-	-
802.11ac VHT20-BF_Nss1,(MCS0)_8TX	29.80	0.95499	35.60	3.63078
802.11ac VHT40-BF_Nss1,(MCS0)_8TX	28.13	0.65013	33.93	2.47172
802.11ac VHT80-BF_Nss1,(MCS0)_8TX	23.55	0.22646	29.35	0.86099
5.725-5.85GHz	-	-	-	-
802.11ac VHT20-BF_Nss1,(MCS0)_8TX	29.92	0.98175	35.72	3.73250
802.11ac VHT40-BF_Nss1,(MCS0)_8TX	29.74	0.94189	35.54	3.58096
802.11ac VHT80-BF_Nss1,(MCS0)_8TX	28.67	0.73621	34.47	2.79898



Result

Mode	Result	DG (dBi)	Port 1 (dBm)	Port 2 (dBm)	Port 3 (dBm)	Port 4 (dBm)	Port 5 (dBm)	Port 6 (dBm)	Port 7 (dBm)	Port 8 (dBm)	Total Power (dBm)	Power Limit (dBm)	EIRP (dBm)	EIRP Limit (dBm)
802.11ac VHT20-BF_Nss1,(MCS0)_8TX	-	-	-	-	-	-	-	-	-	-	-	-	-	-
5180MHz	Pass	5.80	17.20	17.95	17.34	18.00	16.05	18.36	17.49	17.49	26.56	30.00	32.36	36.00
5200MHz	Pass	5.80	19.70	20.74	19.45	21.25	19.69	21.70	21.09	21.83	29.80	30.00	35.60	36.00
5240MHz	Pass	5.80	20.41	20.44	20.56	21.04	20.39	21.25	20.69	20.92	29.75	30.00	35.55	36.00
5745MHz	Pass	5.80	20.21	20.03	19.80	20.25	19.40	22.53	20.78	22.31	29.84	30.00	35.64	36.00
5785MHz	Pass	5.80	19.68	19.90	20.44	20.46	19.97	22.56	20.85	22.24	29.92	30.00	35.72	36.00
5825MHz	Pass	5.80	18.95	19.37	19.62	20.09	19.32	21.72	20.12	21.74	29.27	30.00	35.07	36.00
802.11ac VHT40-BF_Nss1,(MCS0)_8TX	-	-	-	-	-	-	-	-	-	-	-	-	-	-
5190MHz	Pass	5.80	14.70	14.37	14.99	15.88	14.57	15.19	16.62	15.46	24.31	30.00	30.11	36.00
5230MHz	Pass	5.80	18.33	18.98	17.98	19.64	18.25	19.38	20.21	19.51	28.13	30.00	33.93	36.00
5755MHz	Pass	5.80	20.27	20.06	18.84	20.81	21.02	21.37	21.38	21.10	29.71	30.00	35.51	36.00
5795MHz	Pass	5.80	20.91	19.65	18.81	21.17	20.52	21.50	21.03	21.43	29.74	30.00	35.54	36.00
802.11ac VHT80-BF_Nss1,(MCS0)_8TX	-	-	-	-	-	-	-	-	-	-	-	-	-	-
5210MHz	Pass	5.80	14.26	14.33	14.39	15.55	13.55	14.69	14.68	14.44	23.55	30.00	29.35	36.00
5775MHz	Pass	5.80	18.68	19.10	18.74	19.09	19.41	20.76	19.82	20.92	28.67	30.00	34.47	36.00

DG = Directional Gain; Port X = Port X output power



Summary

Mode	Total Power (dBm)	Total Power (W)	EIRP (dBm)	EIRP (W)
5.725-5.85GHz	-	-	-	-
802.11ac VHT20-BF_Nss2,(MCS0)_8TX	29.89	0.97499	35.69	3.70681
802.11ac VHT40-BF_Nss2,(MCS0)_8TX	29.37	0.86497	35.17	3.28852
802.11ac VHT80-BF_Nss2,(MCS0)_8TX	29.92	0.98175	35.72	3.73250



Result

Mode	Result	DG (dBi)	Port 1 (dBm)	Port 2 (dBm)	Port 3 (dBm)	Port 4 (dBm)	Port 5 (dBm)	Port 6 (dBm)	Port 7 (dBm)	Port 8 (dBm)	Total Power (dBm)	Power Limit (dBm)	EIRP (dBm)	EIRP Limit (dBm)
802.11ac VHT20-BF_Nss2,(MCS0)_8TX	-	-	-	-	-	-	-	-	-	-	-	-	-	-
5745MHz	Pass	5.80	20.22	20.22	19.71	20.17	19.87	22.66	20.95	22.09	29.89	30.00	35.69	36.00
5785MHz	Pass	5.80	19.54	19.90	19.67	18.68	19.89	21.30	20.84	21.91	29.36	30.00	35.16	36.00
5825MHz	Pass	5.80	18.90	20.23	19.66	20.14	20.48	22.46	21.19	21.98	29.80	30.00	35.60	36.00
802.11ac VHT40-BF_Nss2,(MCS0)_8TX	-	-	-	-	-	-	-	-	-	-	-	-	-	-
5755MHz	Pass	5.80	19.34	19.40	19.09	20.21	18.81	21.90	19.99	21.41	29.18	30.00	34.98	36.00
5795MHz	Pass	5.80	19.69	19.17	19.83	20.30	19.57	21.59	20.31	21.56	29.37	30.00	35.17	36.00
802.11ac VHT80-BF_Nss2,(MCS0)_8TX	-	-	-	-	-	-	-	-	-	-	-	-	-	-
5775MHz	Pass	5.80	19.92	19.64	19.65	20.25	20.64	22.51	20.88	22.48	29.92	30.00	35.72	36.00

DG = Directional Gain; Port X = Port X output power



Summary

Mode	PD (dBm/RBW)	EIRP PD (dBm/RBW)
5.15-5.25GHz	-	-
802.11a_Nss1,(6Mbps)_8TX	16.62	22.42
802.11ac VHT20_Nss1,(MCS0)_8TX	16.36	22.16
802.11ac VHT40_Nss1,(MCS0)_8TX	13.43	19.23
802.11ac VHT80_Nss1,(MCS0)_8TX	8.00	13.80
5.725-5.85GHz	-	-
802.11a_Nss1,(6Mbps)_8TX	15.65	21.45
802.11ac VHT20_Nss1,(MCS0)_8TX	15.31	21.11
802.11ac VHT40_Nss1,(MCS0)_8TX	12.93	18.73
802.11ac VHT80_Nss1,(MCS0)_8TX	10.27	16.07

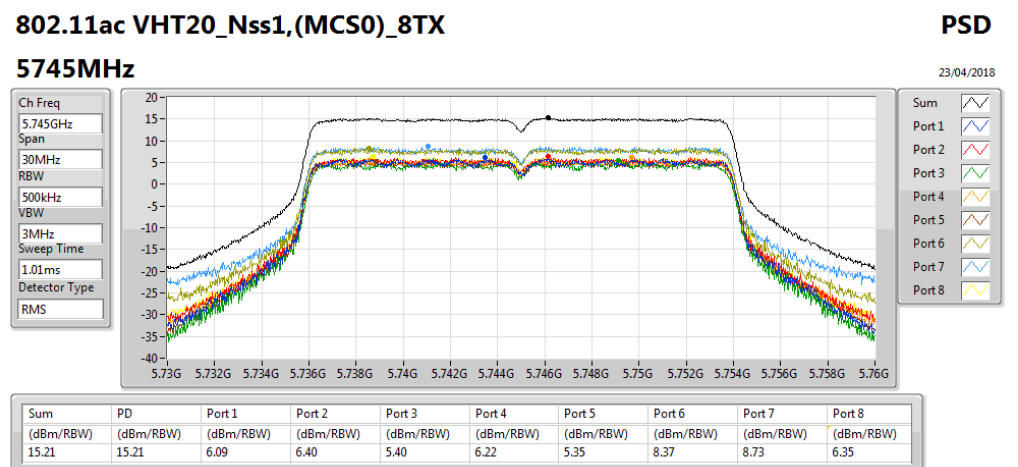
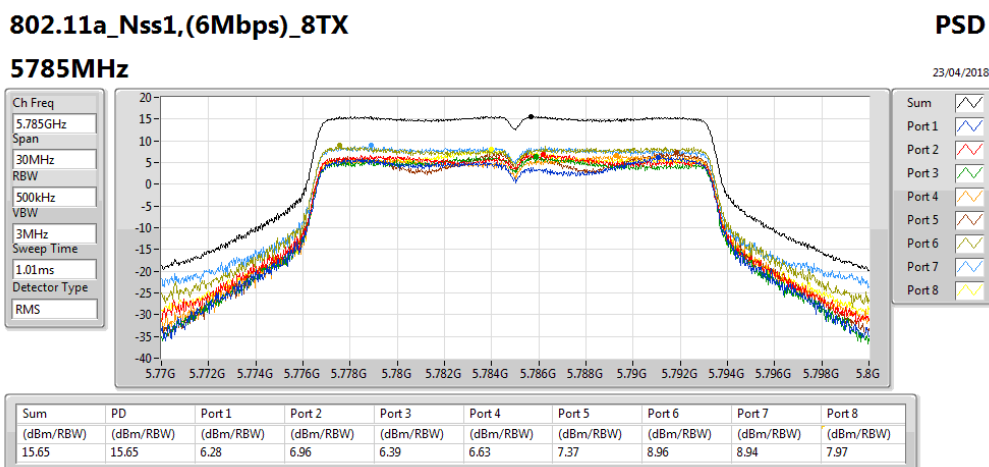
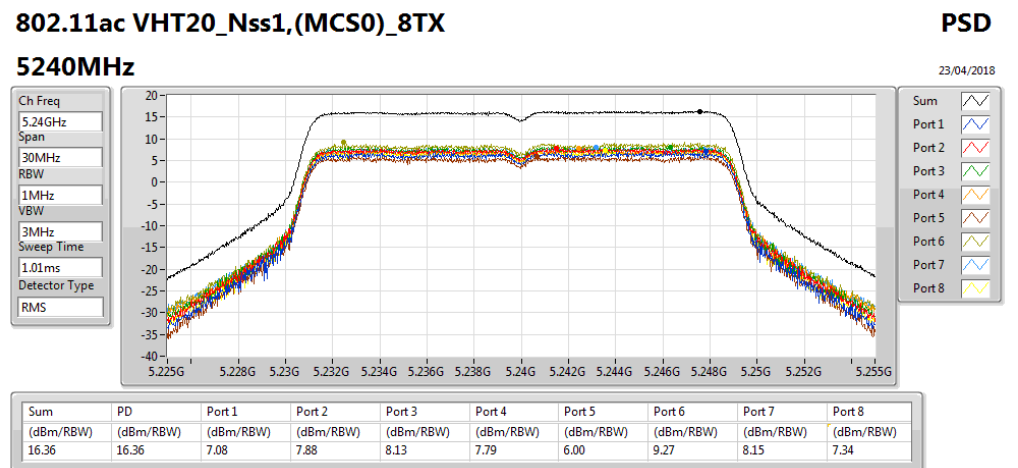
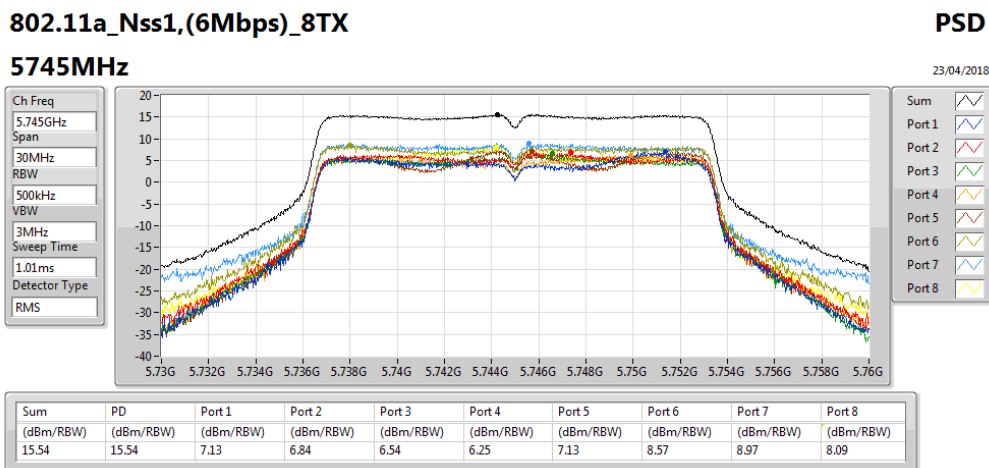
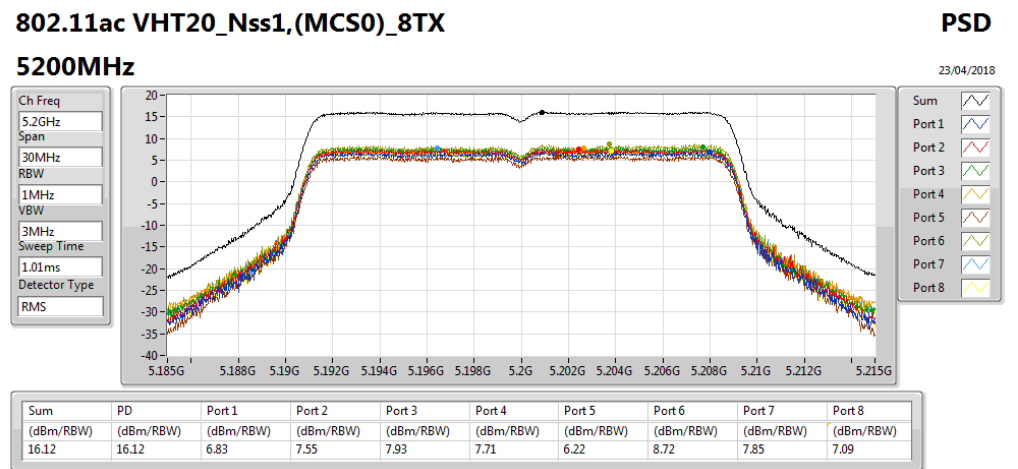
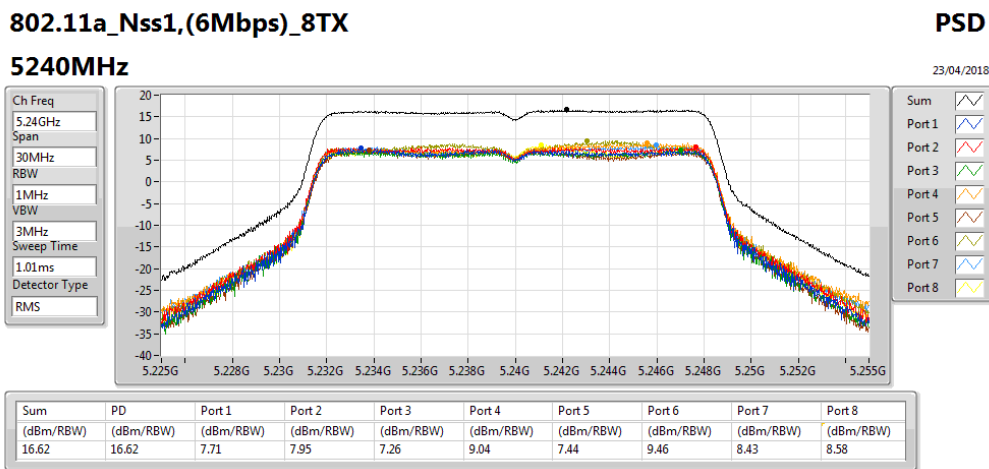
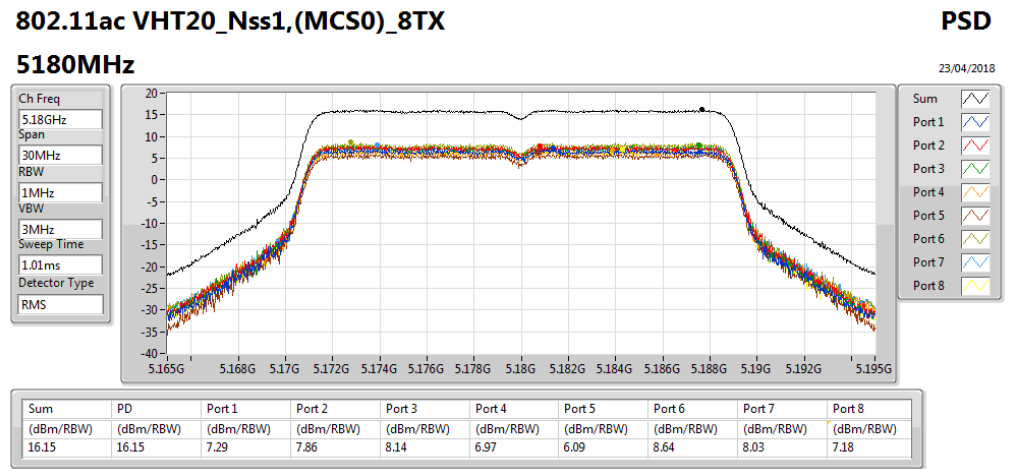
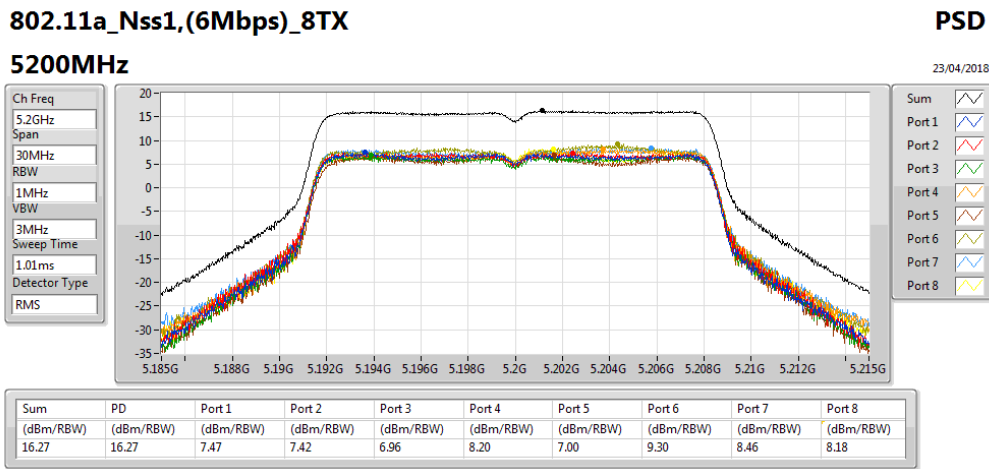
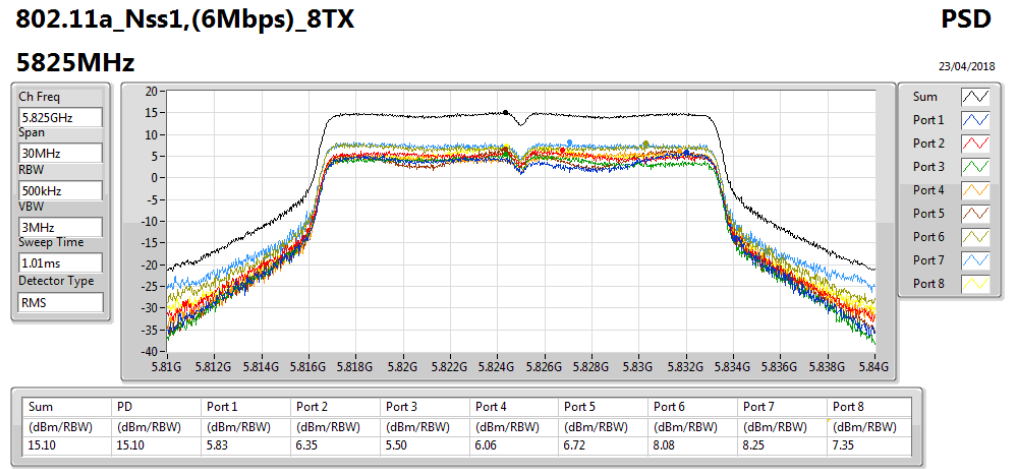
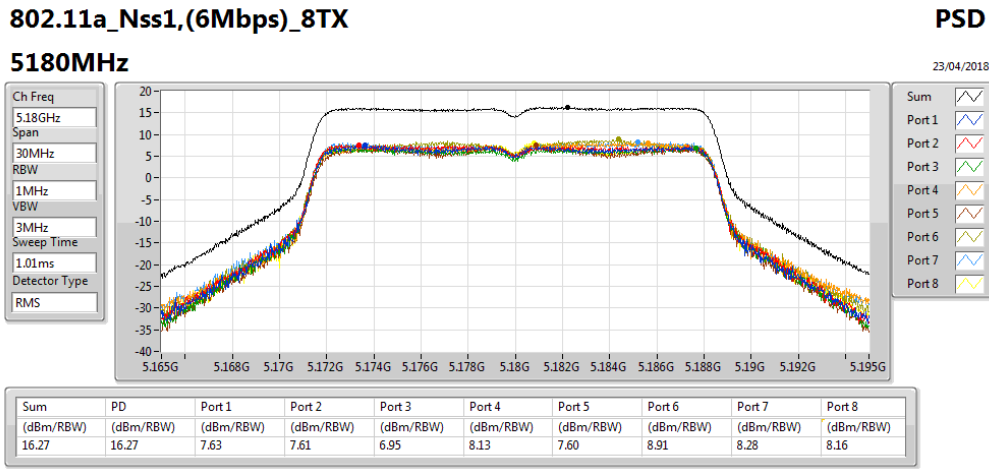
RBW = 500kHz for 5.725-5.85GHz band / 1MHz for other band;



Result

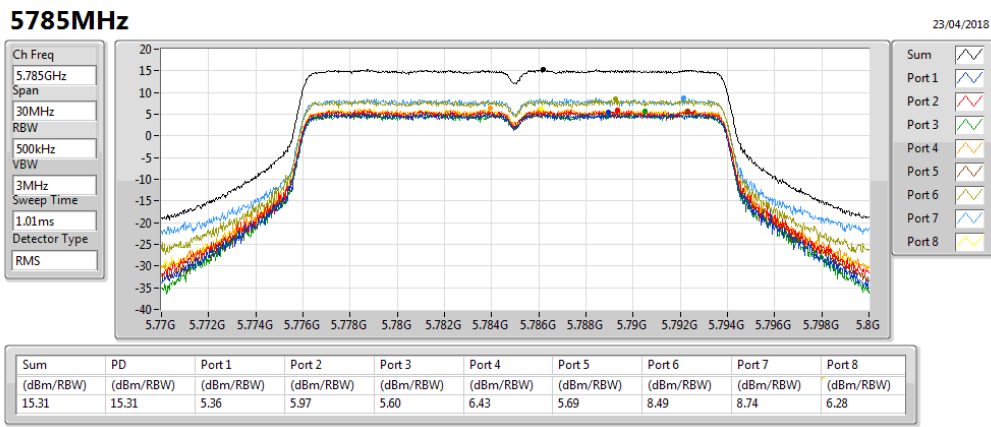
Mode	Result	DG (dBi)	Port 1 (dBm/RBW)	Port 2 (dBm/RBW)	Port 3 (dBm/RBW)	Port 4 (dBm/RBW)	Port 5 (dBm/RBW)	Port 6 (dBm/RBW)	Port 7 (dBm/RBW)	Port 8 (dBm/RBW)	PD (dBm/RBW)	PD Limit (dBm/RBW)	EIRP PD (dBm/RBW)	EIRP PD Limit (dBm/RBW)
802.11a_Nss1,(6Mbps)_8TX	-	-	-	-	-	-	-	-	-	-	-	-	-	-
5180MHz	Pass	5.80	7.63	7.61	6.95	8.13	7.60	8.91	8.28	8.16	16.27	17.00	22.07	23.00
5200MHz	Pass	5.80	7.47	7.42	6.96	8.20	7.00	9.30	8.46	8.18	16.27	17.00	22.07	23.00
5240MHz	Pass	5.80	7.71	7.95	7.26	9.04	7.44	9.46	8.43	8.58	16.62	17.00	22.42	23.00
5745MHz	Pass	5.80	7.13	6.84	6.54	6.25	7.13	8.57	8.97	8.09	15.54	30.00	21.34	36.00
5785MHz	Pass	5.80	6.28	6.96	6.39	6.63	7.37	8.96	8.94	7.97	15.65	30.00	21.45	36.00
5825MHz	Pass	5.80	5.83	6.35	5.50	6.06	6.72	8.08	8.25	7.35	15.10	30.00	20.90	36.00
802.11ac VHT20_Nss1,(MCS0)_8TX	-	-	-	-	-	-	-	-	-	-	-	-	-	-
5180MHz	Pass	5.80	7.29	7.86	8.14	6.97	6.09	8.64	8.03	7.18	16.15	17.00	21.95	23.00
5200MHz	Pass	5.80	6.83	7.55	7.93	7.71	6.22	8.72	7.85	7.09	16.12	17.00	21.92	23.00
5240MHz	Pass	5.80	7.08	7.88	8.13	7.79	6.00	9.27	8.15	7.34	16.36	17.00	22.16	23.00
5745MHz	Pass	5.80	6.09	6.40	5.40	6.22	5.35	8.37	8.73	6.35	15.21	30.00	21.01	36.00
5785MHz	Pass	5.80	5.36	5.97	5.60	6.43	5.69	8.49	8.74	6.28	15.31	30.00	21.11	36.00
5825MHz	Pass	5.80	4.81	5.66	4.42	4.93	4.52	7.61	7.93	5.38	14.46	30.00	20.26	36.00
802.11ac VHT40_Nss1,(MCS0)_8TX	-	-	-	-	-	-	-	-	-	-	-	-	-	-
5190MHz	Pass	5.80	2.67	3.23	2.38	3.15	1.99	3.56	3.00	2.67	11.42	17.00	17.22	23.00
5230MHz	Pass	5.80	4.42	5.05	4.75	5.08	4.16	5.56	5.13	4.45	13.43	17.00	19.23	23.00
5755MHz	Pass	5.80	2.02	3.72	3.48	2.75	3.70	5.81	6.28	4.39	12.66	30.00	18.46	36.00
5795MHz	Pass	5.80	2.17	3.32	2.95	2.61	4.09	6.22	6.34	4.59	12.93	30.00	18.73	36.00
802.11ac VHT80_Nss1,(MCS0)_8TX	-	-	-	-	-	-	-	-	-	-	-	-	-	-
5210MHz	Pass	5.80	-0.79	-0.46	-1.10	-0.65	-1.36	0.34	-0.30	-0.93	8.00	17.00	13.80	23.00
5775MHz	Pass	5.80	-0.15	1.40	0.61	0.55	0.91	3.24	3.48	1.64	10.27	30.00	16.07	36.00

DG = Directional Gain; For UNII-1, UNII-2A and UNII-2C, RBW = 500kHz for 5.725-5.85GHz band / 1MHz for other band;
 PD = trace bin-by-bin of each transmits port summing can be performed maximum power density; Port X = Port X power density;



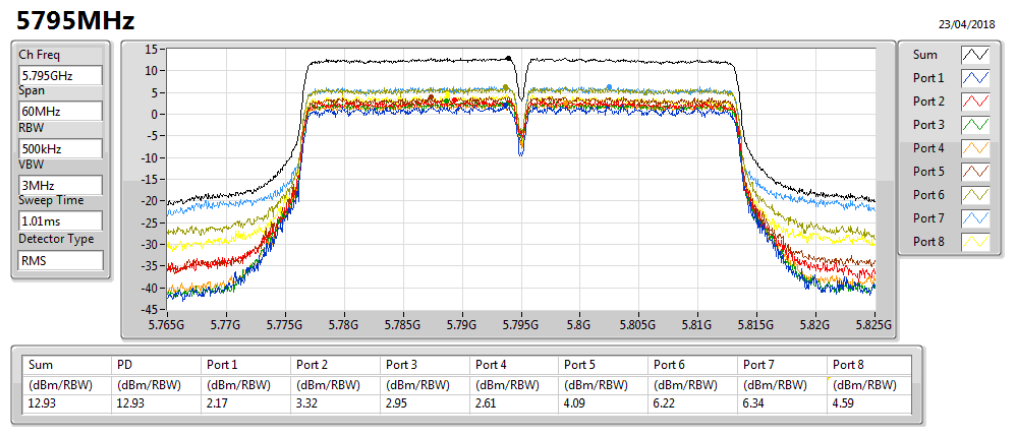
802.11ac VHT20_Nss1,(MCS0)_8TX

PSD



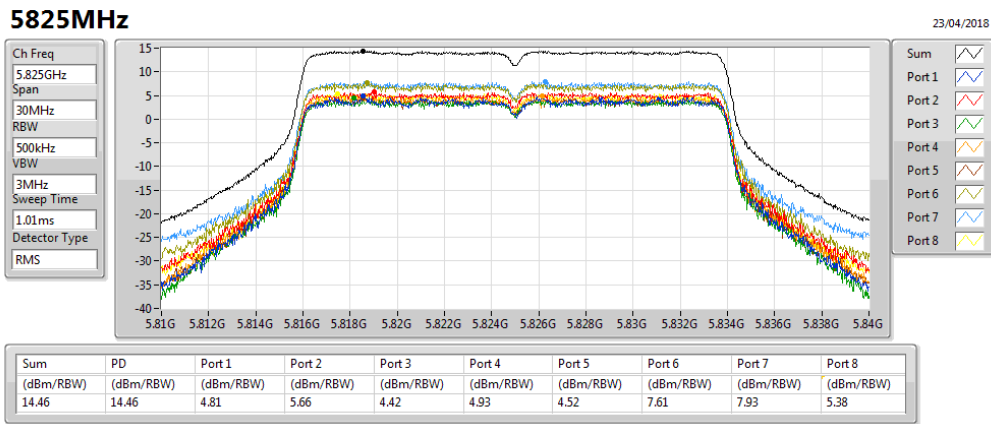
802.11ac VHT40_Nss1,(MCS0)_8TX

PSD



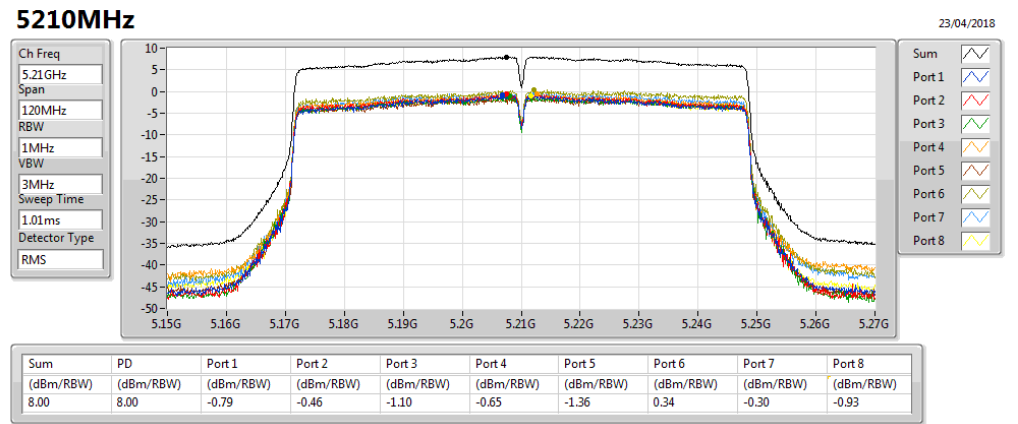
802.11ac VHT20_Nss1,(MCS0)_8TX

PSD



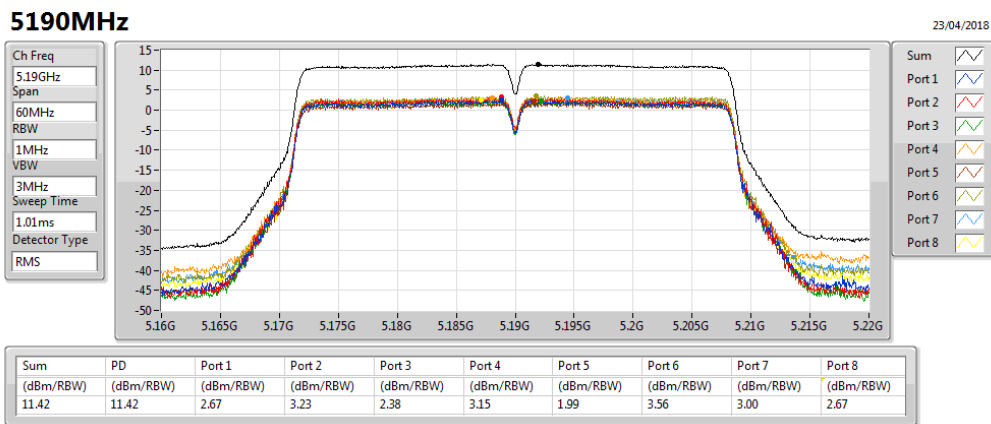
802.11ac VHT80_Nss1,(MCS0)_8TX

PSD



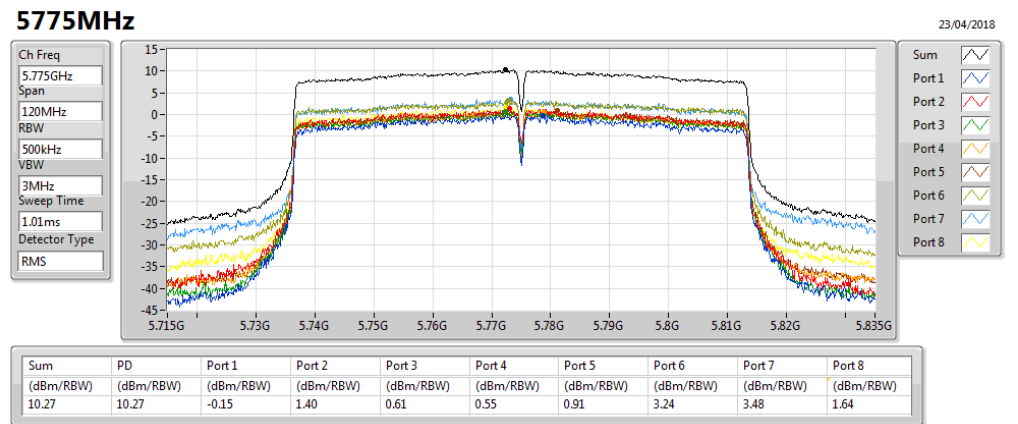
802.11ac VHT40_Nss1,(MCS0)_8TX

PSD



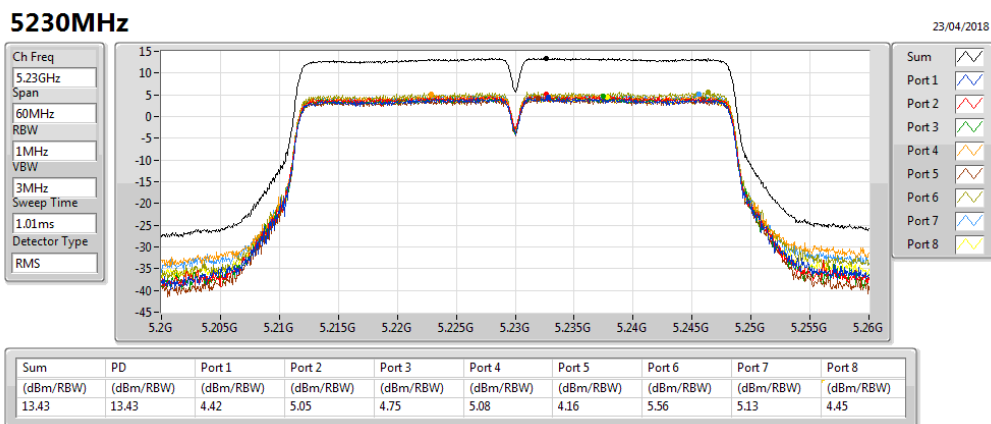
802.11ac VHT80_Nss1,(MCS0)_8TX

PSD



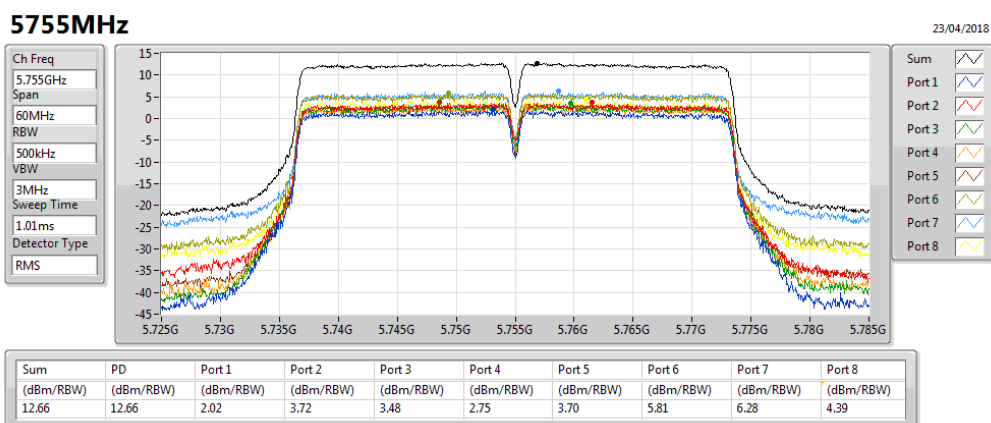
802.11ac VHT40_Nss1,(MCS0)_8TX

PSD



802.11ac VHT40_Nss1,(MCS0)_8TX

PSD





Summary

Mode	PD (dBm/RBW)	EIRP PD (dBm/RBW)
5.725-5.85GHz	-	-
802.11ac VHT20_Nss2,(MCS0)_8TX	14.45	20.25
802.11ac VHT40_Nss2,(MCS0)_8TX	11.22	17.02
802.11ac VHT80_Nss2,(MCS0)_8TX	9.06	14.86

RBW = 500kHz for 5.725-5.85GHz band / 1MHz for other band;

Result

Mode	Result	DG (dBi)	Port 1 (dBm/RBW)	Port 2 (dBm/RBW)	Port 3 (dBm/RBW)	Port 4 (dBm/RBW)	Port 5 (dBm/RBW)	Port 6 (dBm/RBW)	Port 7 (dBm/RBW)	Port 8 (dBm/RBW)	PD (dBm/RBW)	PD Limit (dBm/RBW)	EIRP PD (dBm/RBW)	EIRP PD Limit (dBm/RBW)
802.11ac VHT20_Nss2,(MCS0)_8TX	-	-	-	-	-	-	-	-	-	-	-	-	-	-
5745MHz	Pass	5.80	3.73	5.21	4.98	4.28	5.59	7.77	6.36	7.89	14.45	30.00	20.25	36.00
5785MHz	Pass	5.80	4.20	5.03	5.44	4.29	5.62	7.82	6.24	7.45	14.45	30.00	20.25	36.00
5825MHz	Pass	5.80	3.71	4.93	4.80	4.02	4.62	6.74	5.71	6.87	13.85	30.00	19.65	36.00
802.11ac VHT40_Nss2,(MCS0)_8TX	-	-	-	-	-	-	-	-	-	-	-	-	-	-
5755MHz	Pass	5.80	-0.15	1.32	1.08	1.10	1.86	3.52	2.69	3.84	10.65	30.00	16.45	36.00
5795MHz	Pass	5.80	0.28	1.66	2.27	1.60	2.50	4.28	2.99	4.55	11.22	30.00	17.02	36.00
802.11ac VHT80_Nss2,(MCS0)_8TX	-	-	-	-	-	-	-	-	-	-	-	-	-	-
5775MHz	Pass	5.80	-2.13	-0.48	-0.43	-0.42	0.46	2.00	0.75	2.04	9.06	30.00	14.86	36.00

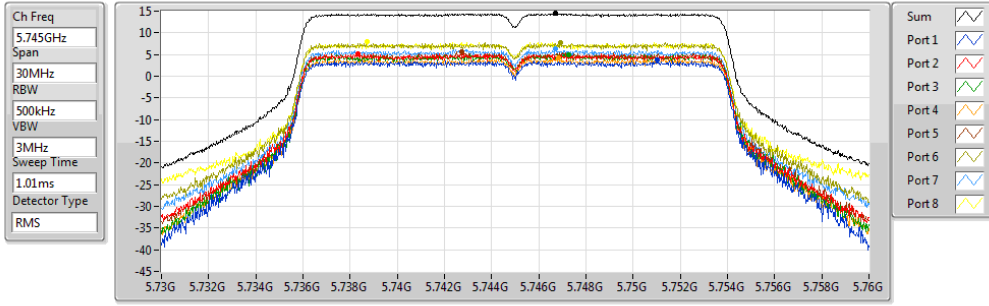
DG = Directional Gain; For UNII-1, UNII-2A and UNII-2C, **RBW** = 500kHz for 5.725-5.85GHz band / 1MHz for other band;
PD = trace bin-by-bin of each transmits port summing can be performed maximum power density; **Port X** = Port X power density;

802.11ac VHT20_Nss2,(MCS0)_8TX

PSD

5745MHz

26/04/2018



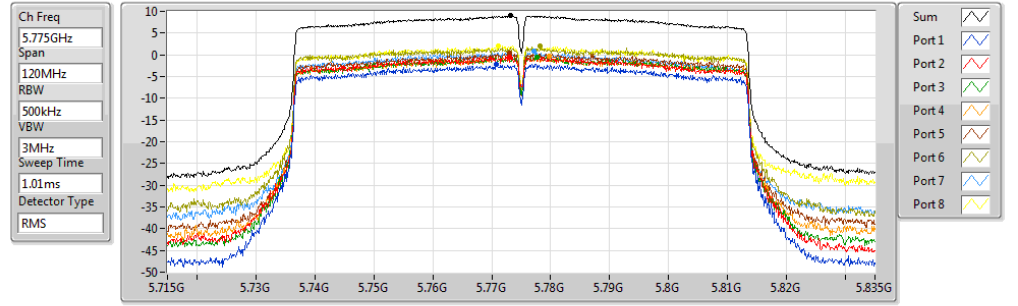
Sum	PD	Port1	Port2	Port3	Port4	Port5	Port6	Port7	Port8
(dBm/RBW)	(dBm/RBW)	(dBm/RBW)	(dBm/RBW)	(dBm/RBW)	(dBm/RBW)	(dBm/RBW)	(dBm/RBW)	(dBm/RBW)	(dBm/RBW)
14.45	14.45	3.73	5.21	4.98	4.28	5.59	7.77	6.36	7.89

802.11ac VHT80_Nss2,(MCS0)_8TX

PSD

5775MHz

26/04/2018



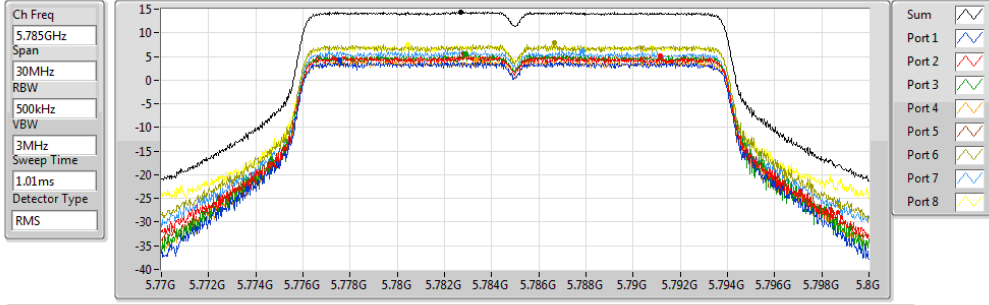
Sum	PD	Port1	Port2	Port3	Port4	Port5	Port6	Port7	Port8
(dBm/RBW)	(dBm/RBW)	(dBm/RBW)	(dBm/RBW)	(dBm/RBW)	(dBm/RBW)	(dBm/RBW)	(dBm/RBW)	(dBm/RBW)	(dBm/RBW)
9.06	9.06	-2.13	-0.48	-0.43	-0.42	0.46	2.00	0.75	2.04

802.11ac VHT20_Nss2,(MCS0)_8TX

PSD

5785MHz

26/04/2018



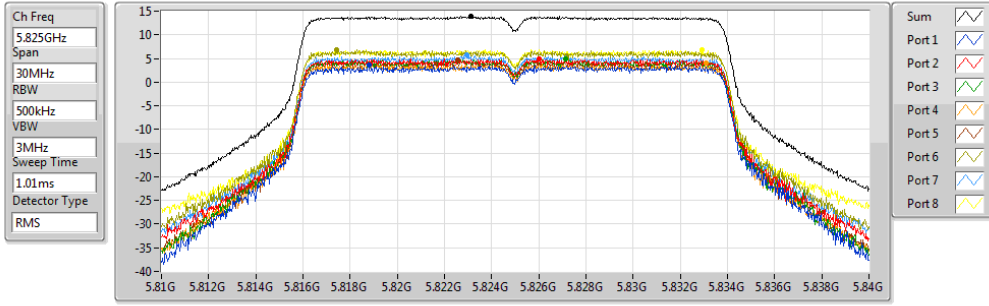
Sum	PD	Port1	Port2	Port3	Port4	Port5	Port6	Port7	Port8
(dBm/RBW)	(dBm/RBW)	(dBm/RBW)	(dBm/RBW)	(dBm/RBW)	(dBm/RBW)	(dBm/RBW)	(dBm/RBW)	(dBm/RBW)	(dBm/RBW)
14.45	14.45	4.20	5.03	5.44	4.29	5.62	7.82	6.24	7.45

802.11ac VHT20_Nss2,(MCS0)_8TX

PSD

5825MHz

26/04/2018



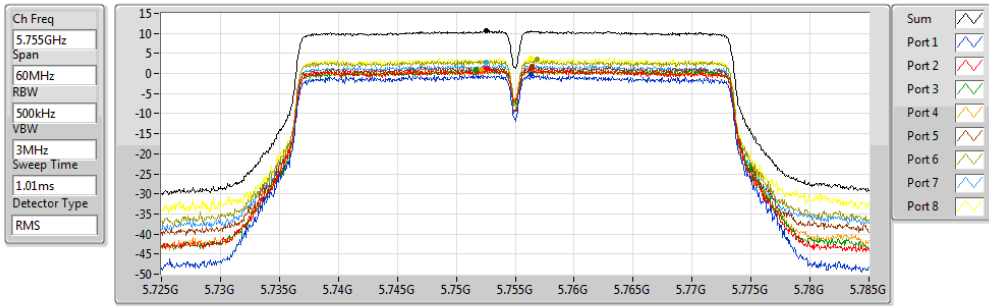
Sum	PD	Port1	Port2	Port3	Port4	Port5	Port6	Port7	Port8
(dBm/RBW)	(dBm/RBW)	(dBm/RBW)	(dBm/RBW)	(dBm/RBW)	(dBm/RBW)	(dBm/RBW)	(dBm/RBW)	(dBm/RBW)	(dBm/RBW)
13.85	13.85	3.71	4.93	4.80	4.02	4.62	6.74	5.71	6.87

802.11ac VHT40_Nss2,(MCS0)_8TX

PSD

5755MHz

26/04/2018



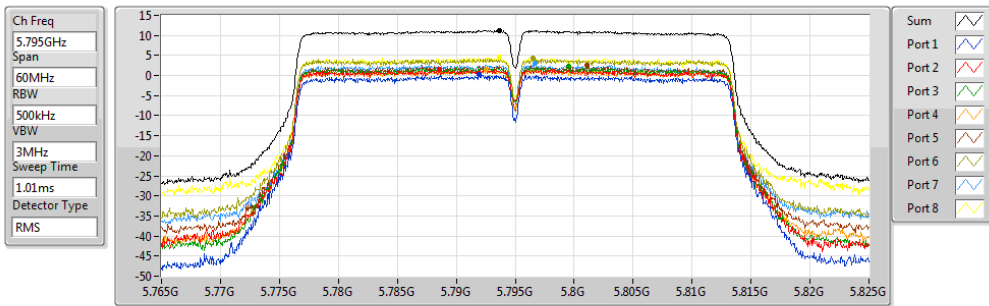
Sum	PD	Port1	Port2	Port3	Port4	Port5	Port6	Port7	Port8
(dBm/RBW)	(dBm/RBW)	(dBm/RBW)	(dBm/RBW)	(dBm/RBW)	(dBm/RBW)	(dBm/RBW)	(dBm/RBW)	(dBm/RBW)	(dBm/RBW)
10.65	10.65	-0.15	1.32	1.08	1.10	1.86	3.52	2.69	3.84

802.11ac VHT40_Nss2,(MCS0)_8TX

PSD

5795MHz

26/04/2018



Sum	PD	Port1	Port2	Port3	Port4	Port5	Port6	Port7	Port8
(dBm/RBW)	(dBm/RBW)	(dBm/RBW)	(dBm/RBW)	(dBm/RBW)	(dBm/RBW)	(dBm/RBW)	(dBm/RBW)	(dBm/RBW)	(dBm/RBW)
11.22	11.22	0.28	1.66	2.27	1.60	2.50	4.28	2.99	4.55



Summary

Mode	PD (dBm/RBW)	EIRP PD (dBm/RBW)
5.15-5.25GHz	-	-
802.11ac VHT20-BF_Nss1,(MCS0)_8TX	16.72	22.52
802.11ac VHT40-BF_Nss1,(MCS0)_8TX	11.93	17.73
802.11ac VHT80-BF_Nss1,(MCS0)_8TX	4.83	10.63
5.725-5.85GHz	-	-
802.11ac VHT20-BF_Nss1,(MCS0)_8TX	15.56	21.36
802.11ac VHT40-BF_Nss1,(MCS0)_8TX	13.96	19.76
802.11ac VHT80-BF_Nss1,(MCS0)_8TX	9.44	15.24

RBW = 500kHz for 5.725-5.85GHz band / 1MHz for other band;

Result

Mode	Result	DG (dBi)	Port 1 (dBm/RBW)	Port 2 (dBm/RBW)	Port 3 (dBm/RBW)	Port 4 (dBm/RBW)	Port 5 (dBm/RBW)	Port 6 (dBm/RBW)	Port 7 (dBm/RBW)	Port 8 (dBm/RBW)	PD (dBm/RBW)	PD Limit (dBm/RBW)	EIRP PD (dBm/RBW)	EIRP PD Limit (dBm/RBW)
802.11ac VHT20-BF_Nss1,(MCS0)_8TX	-	-	-	-	-	-	-	-	-	-	-	-	-	-
5180MHz	Pass	5.80	3.92	4.49	4.02	4.85	3.01	5.40	4.80	4.52	13.34	17.00	19.14	23.00
5200MHz	Pass	5.80	7.01	7.51	7.41	8.04	6.29	8.49	7.78	7.68	16.45	17.00	22.25	23.00
5240MHz	Pass	5.80	7.32	7.61	7.02	8.21	7.03	8.63	8.62	8.20	16.72	17.00	22.52	23.00
5745MHz	Pass	5.80	6.34	5.62	5.87	6.38	5.03	8.51	6.75	8.07	15.55	30.00	21.35	36.00
5785MHz	Pass	5.80	6.17	5.84	5.97	6.34	5.33	8.51	6.65	8.45	15.56	30.00	21.36	36.00
5825MHz	Pass	5.80	4.77	5.25	5.47	6.12	6.45	8.01	6.74	7.98	15.17	30.00	20.97	36.00
802.11ac VHT40-BF_Nss1,(MCS0)_8TX	-	-	-	-	-	-	-	-	-	-	-	-	-	-
5190MHz	Pass	5.80	-0.31	-0.66	-0.87	0.36	-1.48	-0.25	-0.89	-0.75	7.34	17.00	13.14	23.00
5230MHz	Pass	5.80	2.62	3.44	2.56	4.11	3.00	4.57	3.49	3.32	11.93	17.00	17.73	23.00
5755MHz	Pass	5.80	4.72	4.05	2.81	4.79	5.12	5.21	4.49	5.71	13.51	30.00	19.31	36.00
5795MHz	Pass	5.80	5.19	4.10	3.04	5.25	5.53	5.78	5.18	6.03	13.96	30.00	19.76	36.00
802.11ac VHT80-BF_Nss1,(MCS0)_8TX	-	-	-	-	-	-	-	-	-	-	-	-	-	-
5210MHz	Pass	5.80	-4.09	-3.74	-4.96	-2.77	-4.67	-3.22	-4.31	-3.64	4.83	17.00	10.63	23.00
5775MHz	Pass	5.80	0.54	0.65	-0.14	0.42	-0.07	2.42	0.32	1.77	9.44	30.00	15.24	36.00

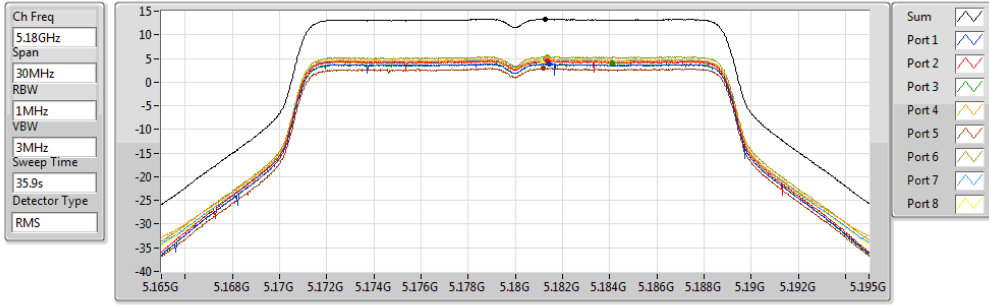
DG = Directional Gain; For UNII-1, UNII-2A and UNII-2C, **RBW** = 500kHz for 5.725-5.85GHz band / 1MHz for other band;
PD = trace bin-by-bin of each transmits port summing can be performed maximum power density; **Port X** = Port X power density;

802.11ac VHT20-BF_Nss1,(MCS0)_8TX

PSD

5180MHz

25/04/2018



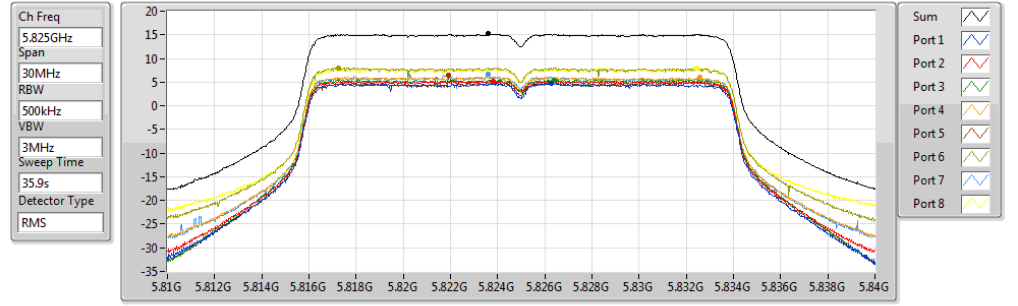
Sum	PD	Port1	Port2	Port3	Port4	Port5	Port6	Port7	Port8
(dBm/RBW)	(dBm/RBW)	(dBm/RBW)	(dBm/RBW)	(dBm/RBW)	(dBm/RBW)	(dBm/RBW)	(dBm/RBW)	(dBm/RBW)	(dBm/RBW)
13.34	13.34	3.92	4.49	4.02	4.85	3.01	5.40	4.80	4.52

802.11ac VHT20-BF_Nss1,(MCS0)_8TX

PSD

5825MHz

26/04/2018



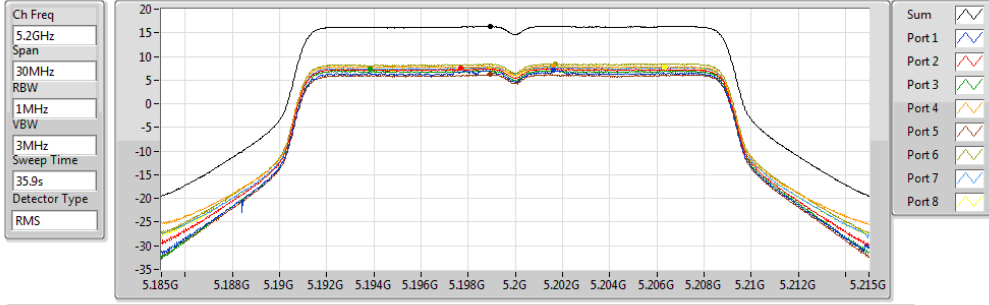
Sum	PD	Port1	Port2	Port3	Port4	Port5	Port6	Port7	Port8
(dBm/RBW)	(dBm/RBW)	(dBm/RBW)	(dBm/RBW)	(dBm/RBW)	(dBm/RBW)	(dBm/RBW)	(dBm/RBW)	(dBm/RBW)	(dBm/RBW)
15.17	15.17	4.77	5.25	5.47	6.12	6.45	8.01	6.74	7.98

802.11ac VHT20-BF_Nss1,(MCS0)_8TX

PSD

5200MHz

25/04/2018



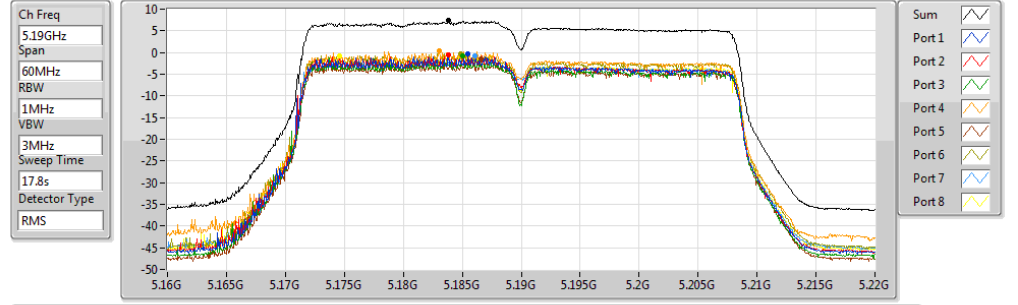
Sum	PD	Port1	Port2	Port3	Port4	Port5	Port6	Port7	Port8
(dBm/RBW)	(dBm/RBW)	(dBm/RBW)	(dBm/RBW)	(dBm/RBW)	(dBm/RBW)	(dBm/RBW)	(dBm/RBW)	(dBm/RBW)	(dBm/RBW)
16.45	16.45	7.01	7.51	7.41	8.04	6.29	8.49	7.78	7.68

802.11ac VHT40-BF_Nss1,(MCS0)_8TX

PSD

5190MHz

26/04/2018



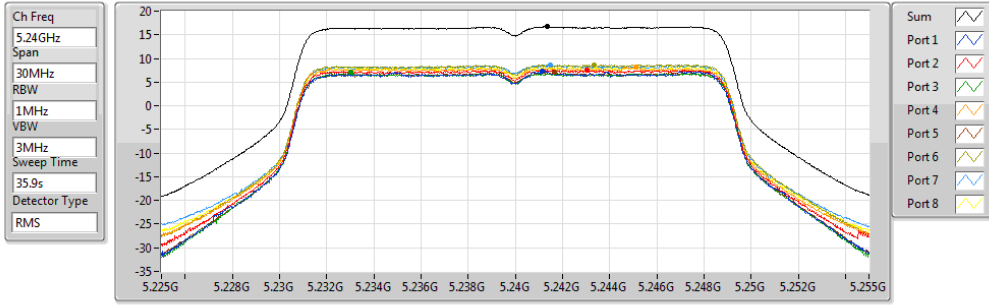
Sum	PD	Port1	Port2	Port3	Port4	Port5	Port6	Port7	Port8
(dBm/RBW)	(dBm/RBW)	(dBm/RBW)	(dBm/RBW)	(dBm/RBW)	(dBm/RBW)	(dBm/RBW)	(dBm/RBW)	(dBm/RBW)	(dBm/RBW)
7.34	7.34	-0.31	-0.66	-0.87	0.36	-1.48	-0.25	-0.89	-0.75

802.11ac VHT20-BF_Nss1,(MCS0)_8TX

PSD

5240MHz

25/04/2018



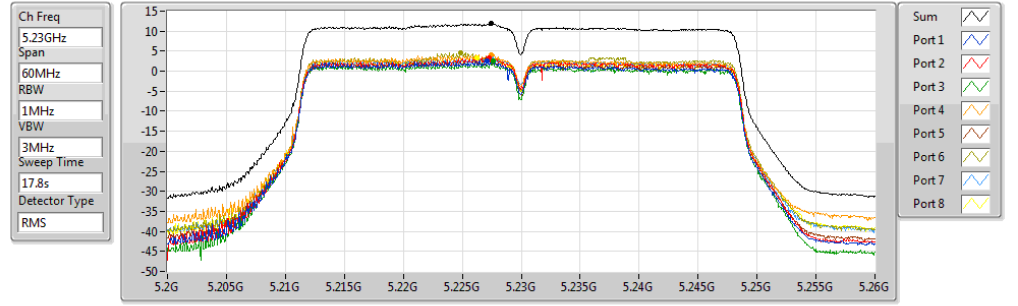
Sum	PD	Port1	Port2	Port3	Port4	Port5	Port6	Port7	Port8
(dBm/RBW)	(dBm/RBW)	(dBm/RBW)	(dBm/RBW)	(dBm/RBW)	(dBm/RBW)	(dBm/RBW)	(dBm/RBW)	(dBm/RBW)	(dBm/RBW)
16.72	16.72	7.32	7.61	7.02	8.21	7.03	8.63	8.62	8.20

802.11ac VHT40-BF_Nss1,(MCS0)_8TX

PSD

5230MHz

26/04/2018



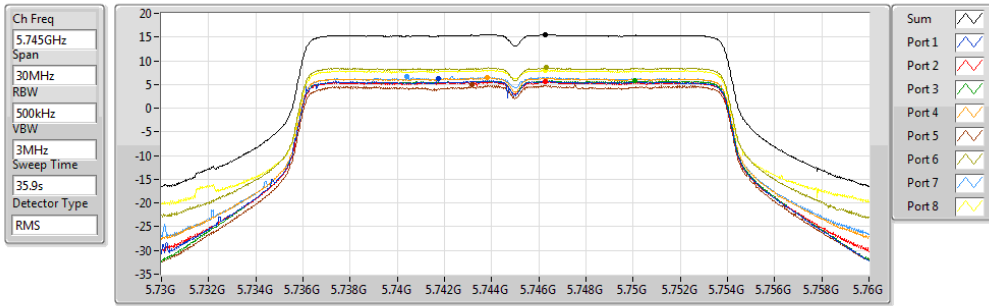
Sum	PD	Port1	Port2	Port3	Port4	Port5	Port6	Port7	Port8
(dBm/RBW)	(dBm/RBW)	(dBm/RBW)	(dBm/RBW)	(dBm/RBW)	(dBm/RBW)	(dBm/RBW)	(dBm/RBW)	(dBm/RBW)	(dBm/RBW)
11.93	11.93	2.62	3.44	2.56	4.11	3.00	4.57	3.49	3.32

802.11ac VHT20-BF_Nss1,(MCS0)_8TX

PSD

5745MHz

25/04/2018



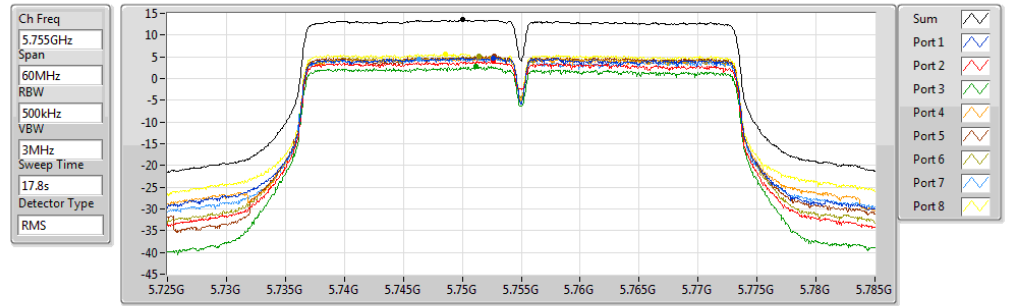
Sum	PD	Port1	Port2	Port3	Port4	Port5	Port6	Port7	Port8
(dBm/RBW)	(dBm/RBW)	(dBm/RBW)	(dBm/RBW)	(dBm/RBW)	(dBm/RBW)	(dBm/RBW)	(dBm/RBW)	(dBm/RBW)	(dBm/RBW)
15.55	15.55	6.34	5.62	5.87	6.38	5.03	8.51	6.75	8.07

802.11ac VHT40-BF_Nss1,(MCS0)_8TX

PSD

5755MHz

26/04/2018



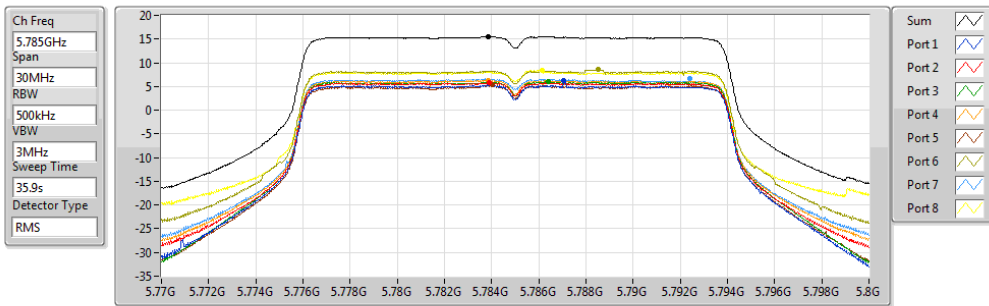
Sum	PD	Port1	Port2	Port3	Port4	Port5	Port6	Port7	Port8
(dBm/RBW)	(dBm/RBW)	(dBm/RBW)	(dBm/RBW)	(dBm/RBW)	(dBm/RBW)	(dBm/RBW)	(dBm/RBW)	(dBm/RBW)	(dBm/RBW)
13.51	13.51	4.72	4.05	2.81	4.79	5.12	5.21	4.49	5.71

802.11ac VHT20-BF_Nss1,(MCS0)_8TX

PSD

5785MHz

25/04/2018



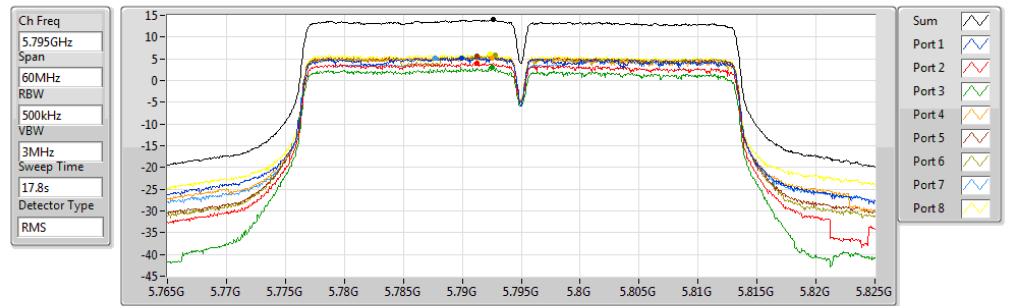
Sum	PD	Port1	Port2	Port3	Port4	Port5	Port6	Port7	Port8
(dBm/RBW)	(dBm/RBW)	(dBm/RBW)	(dBm/RBW)	(dBm/RBW)	(dBm/RBW)	(dBm/RBW)	(dBm/RBW)	(dBm/RBW)	(dBm/RBW)
15.56	15.56	6.17	5.84	5.97	6.34	5.33	8.51	6.65	8.45

802.11ac VHT40-BF_Nss1,(MCS0)_8TX

PSD

5795MHz

26/04/2018



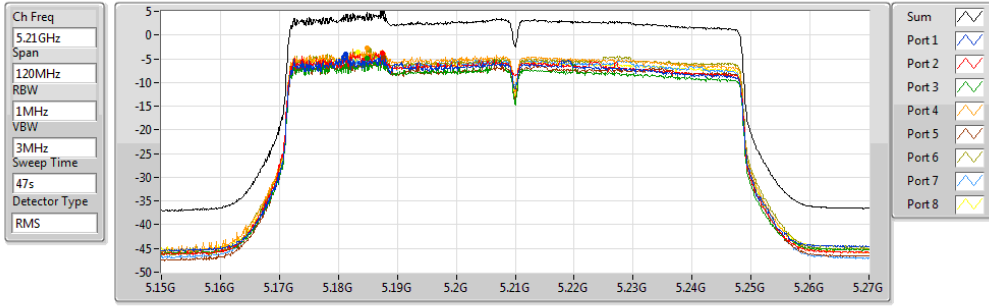
Sum	PD	Port1	Port2	Port3	Port4	Port5	Port6	Port7	Port8
(dBm/RBW)	(dBm/RBW)	(dBm/RBW)	(dBm/RBW)	(dBm/RBW)	(dBm/RBW)	(dBm/RBW)	(dBm/RBW)	(dBm/RBW)	(dBm/RBW)
13.96	13.96	5.19	4.10	3.04	5.25	5.53	5.78	5.18	6.03

802.11ac VHT80-BF_Nss1,(MCS0)_8TX

PSD

5210MHz

26/04/2018



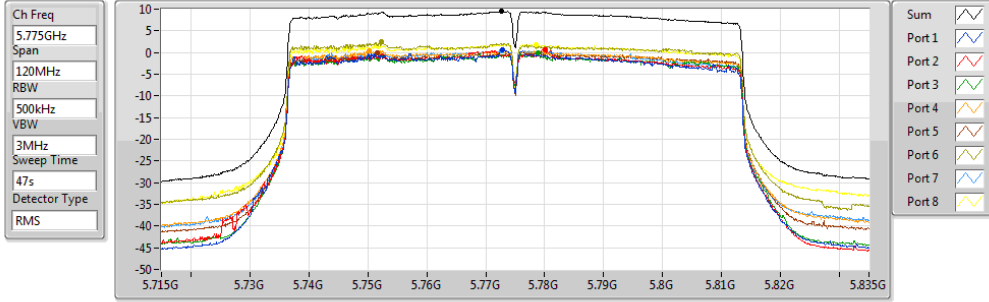
Sum	PD	Port 1	Port 2	Port 3	Port 4	Port 5	Port 6	Port 7	Port 8
(dBm/RBW)	(dBm/RBW)	(dBm/RBW)	(dBm/RBW)	(dBm/RBW)	(dBm/RBW)	(dBm/RBW)	(dBm/RBW)	(dBm/RBW)	(dBm/RBW)
4.83	4.83	-4.09	-3.74	-4.96	-2.77	-4.67	-3.22	-4.31	-3.64

802.11ac VHT80-BF_Nss1,(MCS0)_8TX

PSD

5775MHz

26/04/2018



Sum	PD	Port 1	Port 2	Port 3	Port 4	Port 5	Port 6	Port 7	Port 8
(dBm/RBW)	(dBm/RBW)	(dBm/RBW)	(dBm/RBW)	(dBm/RBW)	(dBm/RBW)	(dBm/RBW)	(dBm/RBW)	(dBm/RBW)	(dBm/RBW)
9.44	9.44	0.54	0.65	-0.14	0.42	-0.07	2.42	0.32	1.77



Summary

Mode	PD (dBm/RBW)	EIRP PD (dBm/RBW)
5.725-5.85GHz	-	-
802.11ac VHT20-BF_Nss2,(MCS0)_8TX	16.60	22.40
802.11ac VHT40-BF_Nss2,(MCS0)_8TX	13.06	18.86
802.11ac VHT80-BF_Nss2,(MCS0)_8TX	10.58	16.38

RBW = 500kHz for 5.725-5.85GHz band / 1MHz for other band;



Result

Mode	Result	DG (dBi)	Port 1 (dBm/RBW)	Port 2 (dBm/RBW)	Port 3 (dBm/RBW)	Port 4 (dBm/RBW)	Port 5 (dBm/RBW)	Port 6 (dBm/RBW)	Port 7 (dBm/RBW)	Port 8 (dBm/RBW)	PD (dBm/RBW)	PD Limit (dBm/RBW)	EIRP PD (dBm/RBW)	EIRP PD Limit (dBm/RBW)
802.11ac VHT20-BF_Nss2,(MCS0)_8TX	-	-	-	-	-	-	-	-	-	-	-	-	-	-
5745MHz	Pass	5.80	8.24	7.52	6.93	7.38	6.87	9.34	7.05	9.16	16.13	30.00	21.93	36.00
5785MHz	Pass	5.80	6.08	7.26	6.43	7.46	7.61	9.72	8.17	9.38	16.60	30.00	22.40	36.00
5825MHz	Pass	5.80	6.61	7.32	7.28	7.38	7.15	8.74	7.96	9.24	15.88	30.00	21.68	36.00
802.11ac VHT40-BF_Nss2,(MCS0)_8TX	-	-	-	-	-	-	-	-	-	-	-	-	-	-
5755MHz	Pass	5.80	3.58	2.95	3.74	4.00	3.21	6.42	4.11	6.13	12.44	30.00	18.24	36.00
5795MHz	Pass	5.80	4.46	4.29	4.70	5.05	4.57	6.21	4.99	5.76	13.06	30.00	18.86	36.00
802.11ac VHT80-BF_Nss2,(MCS0)_8TX	-	-	-	-	-	-	-	-	-	-	-	-	-	-
5775MHz	Pass	5.80	1.51	1.88	1.64	1.35	2.08	3.34	2.29	4.03	10.58	30.00	16.38	36.00

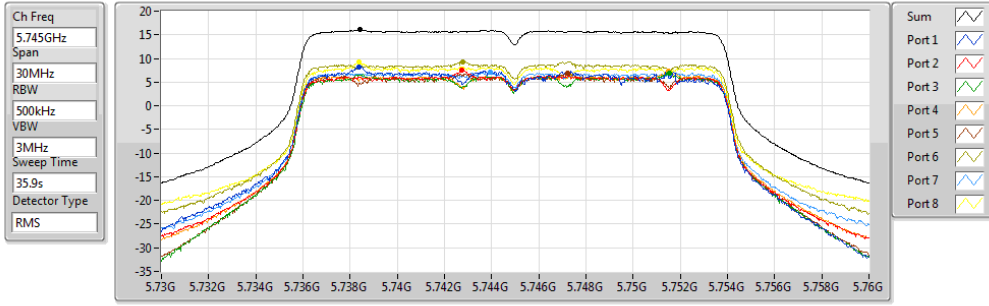
DG = Directional Gain; For UNII-1, UNII-2A and UNII-2C, RBW = 500kHz for 5.725-5.85GHz band / 1MHz for other band;
 PD = trace bin-by-bin of each transmits port summing can be performed maximum power density; Port X = Port X power density;

802.11ac VHT20-BF_Nss2,(MCS0)_8TX

PSD

5745MHz

27/04/2018



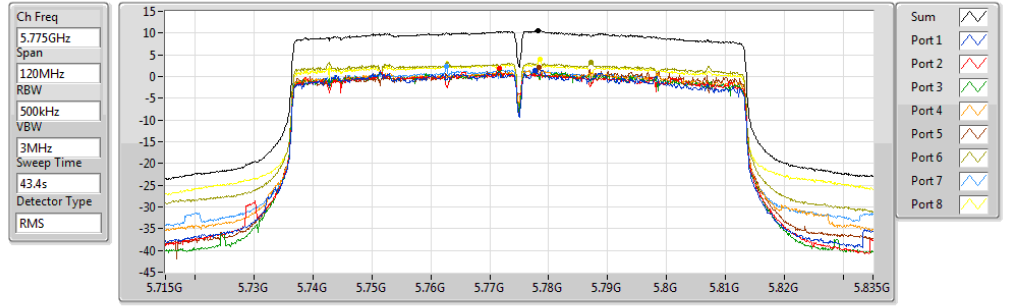
Sum	PD	Port1	Port2	Port3	Port4	Port5	Port6	Port7	Port8
(dBm/RBW)	(dBm/RBW)	(dBm/RBW)	(dBm/RBW)	(dBm/RBW)	(dBm/RBW)	(dBm/RBW)	(dBm/RBW)	(dBm/RBW)	(dBm/RBW)
16.13	16.13	8.24	7.52	6.93	7.38	6.87	9.34	7.05	9.16

802.11ac VHT80-BF_Nss2,(MCS0)_8TX

PSD

5775MHz

26/04/2018



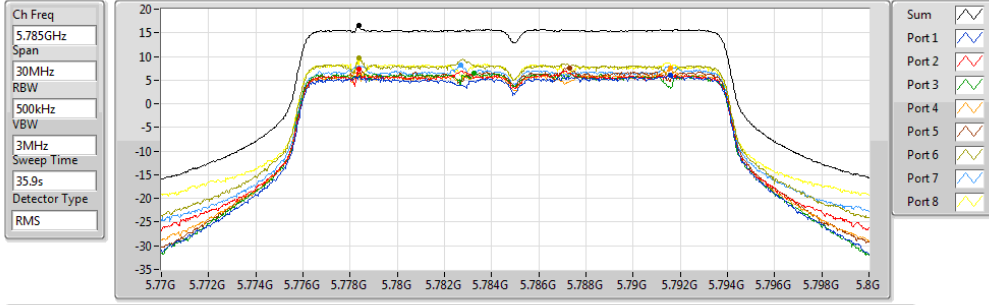
Sum	PD	Port1	Port2	Port3	Port4	Port5	Port6	Port7	Port8
(dBm/RBW)	(dBm/RBW)	(dBm/RBW)	(dBm/RBW)	(dBm/RBW)	(dBm/RBW)	(dBm/RBW)	(dBm/RBW)	(dBm/RBW)	(dBm/RBW)
10.58	10.58	1.51	1.88	1.64	1.35	2.08	3.34	2.29	4.03

802.11ac VHT20-BF_Nss2,(MCS0)_8TX

PSD

5785MHz

27/04/2018



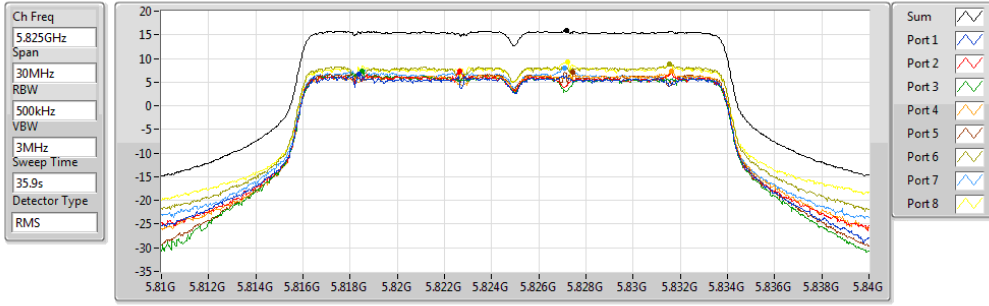
Sum	PD	Port1	Port2	Port3	Port4	Port5	Port6	Port7	Port8
(dBm/RBW)	(dBm/RBW)	(dBm/RBW)	(dBm/RBW)	(dBm/RBW)	(dBm/RBW)	(dBm/RBW)	(dBm/RBW)	(dBm/RBW)	(dBm/RBW)
16.60	16.60	6.08	7.26	6.43	7.46	7.61	9.72	8.17	9.38

802.11ac VHT20-BF_Nss2,(MCS0)_8TX

PSD

5825MHz

27/04/2018



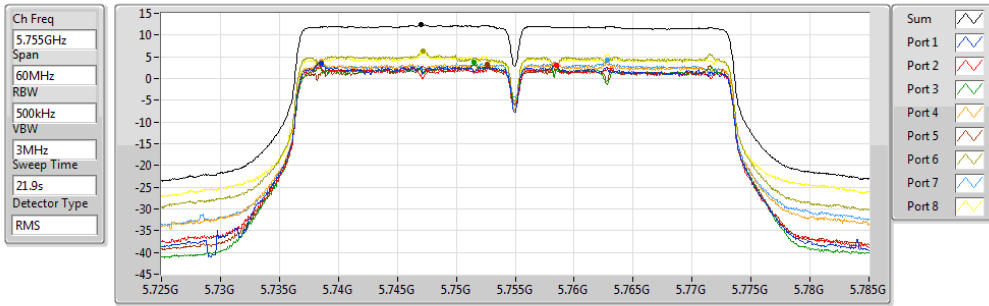
Sum	PD	Port1	Port2	Port3	Port4	Port5	Port6	Port7	Port8
(dBm/RBW)	(dBm/RBW)	(dBm/RBW)	(dBm/RBW)	(dBm/RBW)	(dBm/RBW)	(dBm/RBW)	(dBm/RBW)	(dBm/RBW)	(dBm/RBW)
15.88	15.88	6.61	7.32	7.28	7.38	7.15	8.74	7.96	9.24

802.11ac VHT40-BF_Nss2,(MCS0)_8TX

PSD

5755MHz

26/04/2018



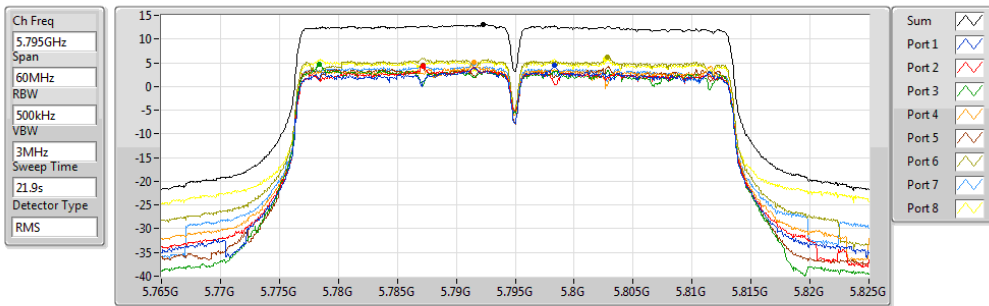
Sum	PD	Port1	Port2	Port3	Port4	Port5	Port6	Port7	Port8
(dBm/RBW)	(dBm/RBW)	(dBm/RBW)	(dBm/RBW)	(dBm/RBW)	(dBm/RBW)	(dBm/RBW)	(dBm/RBW)	(dBm/RBW)	(dBm/RBW)
12.44	12.44	3.58	2.95	3.74	4.00	3.21	6.42	4.11	6.13

802.11ac VHT40-BF_Nss2,(MCS0)_8TX

PSD

5795MHz

26/04/2018



Sum	PD	Port1	Port2	Port3	Port4	Port5	Port6	Port7	Port8
(dBm/RBW)	(dBm/RBW)	(dBm/RBW)	(dBm/RBW)	(dBm/RBW)	(dBm/RBW)	(dBm/RBW)	(dBm/RBW)	(dBm/RBW)	(dBm/RBW)
13.06	13.06	4.46	4.29	4.70	5.05	4.57	6.21	4.99	5.76



Summary

Mode	Result	Type	Freq (Hz)	Level (dBuV/m)	Limit (dBuV/m)	Margin (dB)	Factor (dB)	Dist (m)	Condition	Azimuth (°)	Height (m)	Comments
5.725-5.85GHz	-	-	-	-	-	-	-	-	-	-	-	-
802.11ac VHT80_Nss1,(MCS0)_8TX	Pass	PK	674.08M	41.38	46.00	-4.62	-0.34	3	Vertical	360	1.00	-



RSE TX below 1GHz Result_8TX_Non-Beamforming_NSS 1 Appendix E.1

Result

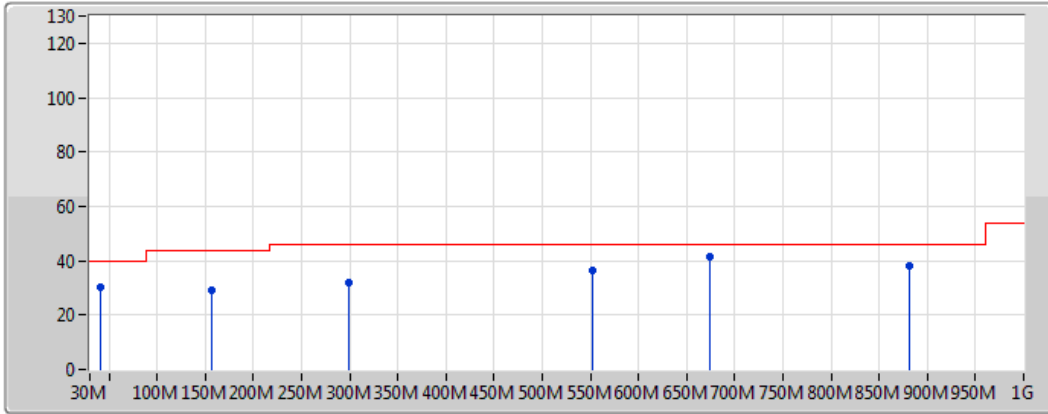
Mode	Result	Type	Freq (Hz)	Level (dBuV/m)	Limit (dBuV/m)	Margin (dB)	Factor (dB)	Dist (m)	Condition	Azimuth (°)	Height (m)	Comments
802.11ac VHT80_Nss1,(MCS0)_8TX	-	-	-	-	-	-	-	-	-	-	-	-
5775MHz	Pass	PK	30M	27.07	40.00	-12.93	-4.45	3	Horizontal	0	1.00	-
5775MHz	Pass	PK	138.64M	29.78	43.50	-13.72	-9.56	3	Horizontal	0	1.00	-
5775MHz	Pass	PK	299.66M	33.79	46.00	-12.21	-5.78	3	Horizontal	0	1.00	-
5775MHz	Pass	PK	375.32M	31.79	46.00	-14.21	-4.47	3	Horizontal	0	1.00	-
5775MHz	Pass	PK	800.18M	34.82	46.00	-11.18	1.25	3	Horizontal	0	1.00	-
5775MHz	Pass	PK	881.66M	35.64	46.00	-10.36	2.36	3	Horizontal	0	1.00	-
5775MHz	Pass	PK	41.64M	30.08	40.00	-9.92	-10.24	3	Vertical	360	1.00	-
5775MHz	Pass	PK	156.1M	29.23	43.50	-14.27	-10.39	3	Vertical	360	1.00	-
5775MHz	Pass	PK	299.66M	31.83	46.00	-14.17	-5.78	3	Vertical	360	1.00	-
5775MHz	Pass	PK	551.86M	36.69	46.00	-9.31	-0.85	3	Vertical	360	1.00	-
5775MHz	Pass	PK	674.08M	41.38	46.00	-4.62	-0.34	3	Vertical	360	1.00	-
5775MHz	Pass	PK	881.66M	38.21	46.00	-7.79	2.36	3	Vertical	360	1.00	-



802.11ac VHT80_Nss1,(MCS0)_8TX

5775MHz_Switching Power Supply

20/04/2018



Legend for the plot:

- Lim.PK: Red line with a red zigzag icon.
- PK: Blue line with a blue zigzag icon.

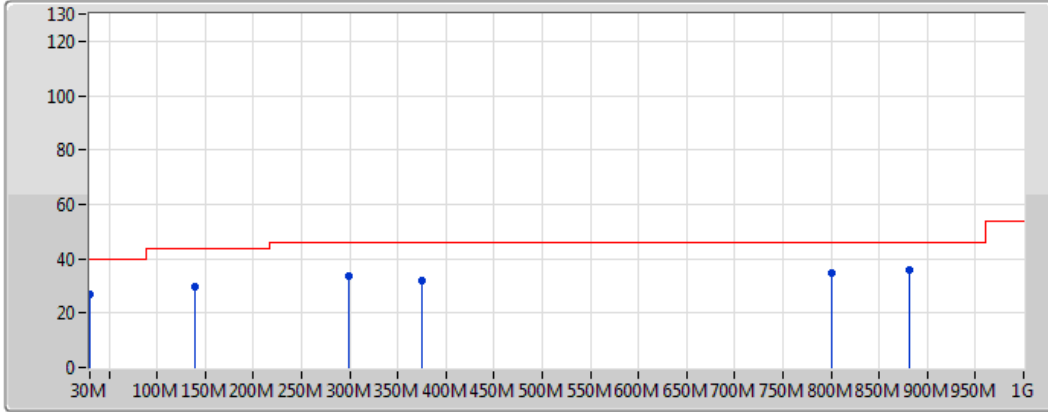
Type	Freq (Hz)	Level (dBuV/m)	Limit (dBuV/m)	Margin (dB)	Factor (dB)	Dist (m)	Condition	Azimuth (°)	Height (m)	Comments	Raw (dBuV)	AF (dB)	CL (dB)	PA (dB)
PK	41.64M	30.08	40.00	-9.92	-10.24	3	Vertical	360	1.00	-	40.32	16.76	0.68	27.68
PK	156.1M	29.23	43.50	-14.27	-10.39	3	Vertical	360	1.00	-	39.62	15.31	1.91	27.61
PK	299.66M	31.83	46.00	-14.17	-5.78	3	Vertical	360	1.00	-	37.61	18.42	3.00	27.20
PK	551.86M	36.69	46.00	-9.31	-0.85	3	Vertical	360	1.00	-	37.54	24.08	3.59	28.52
PK	674.08M	41.38	46.00	-4.62	-0.34	3	Vertical	360	1.00	-	41.72	24.17	3.92	28.43
PK	881.66M	38.21	46.00	-7.79	2.36	3	Vertical	360	1.00	-	35.85	25.79	4.30	27.73



802.11ac VHT80_Nss1,(MCS0)_8TX

5775MHz_Switching Power Supply

20/04/2018



Legend for the plot:

- Lim.PK: Red line with a red zigzag icon.
- PK: Blue line with a blue zigzag icon.

Type	Freq (Hz)	Level (dBuV/m)	Limit (dBuV/m)	Margin (dB)	Factor (dB)	Dist (m)	Condition	Azimuth (°)	Height (m)	Comments	Raw (dBuV)	AF (dB)	CL (dB)	PA (dB)
PK	30M	27.07	40.00	-12.93	-4.45	3	Horizontal	0	1.00	-	31.52	23.11	0.29	27.85
PK	138.64M	29.78	43.50	-13.72	-9.56	3	Horizontal	0	1.00	-	39.34	16.34	1.77	27.67
PK	299.66M	33.79	46.00	-12.21	-5.78	3	Horizontal	0	1.00	-	39.57	18.42	3.00	27.20
PK	375.32M	31.79	46.00	-14.21	-4.47	3	Horizontal	0	1.00	-	36.26	20.15	3.15	27.77
PK	800.18M	34.82	46.00	-11.18	1.25	3	Horizontal	0	1.00	-	33.57	25.15	4.17	28.07
PK	881.66M	35.64	46.00	-10.36	2.36	3	Horizontal	0	1.00	-	33.28	25.79	4.30	27.73



Summary

Mode	Result	Type	Freq (Hz)	Level (dBuV/m)	Limit (dBuV/m)	Margin (dB)	Factor (dB)	Dist (m)	Condition	Azimuth (°)	Height (m)	Comments
5.15-5.25GHz	-	-	-	-	-	-	-	-	-	-	-	-
802.11a_Nss1,(6Mbps)_8TX	Pass	AV	5.149995G	53.34	54.00	-0.66	3.75	3	Vertical	26	2.25	-
802.11ac VHT20_Nss1,(MCS0)_8TX	Pass	AV	5.1496G	53.10	54.00	-0.90	3.75	3	Vertical	65	1.68	-
802.11ac VHT40_Nss1,(MCS0)_8TX	Pass	AV	5.1496G	53.42	54.00	-0.58	3.75	3	Vertical	60	1.67	-
802.11ac VHT80_Nss1,(MCS0)_8TX	Pass	AV	5.149995G	53.58	54.00	-0.42	3.75	3	Vertical	2	1.75	-
5.725-5.85GHz	-	-	-	-	-	-	-	-	-	-	-	-
802.11a_Nss1,(6Mbps)_8TX	Pass	AV	11.5667G	53.78	54.00	-0.22	15.25	3	Horizontal	115	1.66	-
802.11ac VHT20_Nss1,(MCS0)_8TX	Pass	PK	5.5566G	68.05	68.20	-0.15	4.41	3	Vertical	304	1.72	-
802.11ac VHT40_Nss1,(MCS0)_8TX	Pass	PK	5.6414G	67.36	68.20	-0.84	4.57	3	Vertical	86	1.63	-
802.11ac VHT80_Nss1,(MCS0)_8TX	Pass	PK	5.6454G	65.11	68.20	-3.09	4.57	3	Horizontal	106	2.31	-



RSE TX above 1GHz Result_8TX_Non-Beamforming_NSS 1 Appendix E.1

Result

Mode	Result	Type	Freq (Hz)	Level (dBuV/m)	Limit (dBuV/m)	Margin (dB)	Factor (dB)	Dist (m)	Condition	Azimuth (°)	Height (m)	Comments
802.11a_Nss1,(6Mbps)_8TX	-	-	-	-	-	-	-	-	-	-	-	-
5180MHz	Pass	AV	5.149995G	48.44	54.00	-5.56	3.75	3	Horizontal	322	1.70	-
5180MHz	Pass	AV	5.176812G	104.48	Inf	-Inf	3.79	3	Horizontal	322	1.70	-
5180MHz	Pass	PK	5.14942G	64.83	74.00	-9.17	3.75	3	Horizontal	322	1.70	-
5180MHz	Pass	PK	5.176812G	116.09	Inf	-Inf	3.79	3	Horizontal	322	1.70	-
5180MHz	Pass	AV	5.149995G	53.34	54.00	-0.66	3.75	3	Vertical	26	2.25	-
5180MHz	Pass	AV	5.175362G	110.52	Inf	-Inf	3.79	3	Vertical	26	2.25	-
5180MHz	Pass	PK	5.14058G	71.86	74.00	-2.14	3.74	3	Vertical	26	2.25	-
5180MHz	Pass	PK	5.175072G	122.48	Inf	-Inf	3.79	3	Vertical	26	2.25	-
5180MHz	Pass	AV	10.359928G	48.88	54.00	-5.12	14.59	3	Horizontal	245	1.45	-
5180MHz	Pass	AV	15.5378G	48.77	54.00	-5.23	15.88	3	Horizontal	54	2.11	-
5180MHz	Pass	PK	10.356671G	63.00	74.00	-11.00	14.58	3	Horizontal	245	1.45	-
5180MHz	Pass	PK	15.53142G	64.79	74.00	-9.21	15.91	3	Horizontal	54	2.11	-
5180MHz	Pass	AV	10.3601G	47.83	54.00	-6.17	14.59	3	Vertical	237	1.50	-
5180MHz	Pass	AV	15.5393G	47.99	54.00	-6.01	15.87	3	Vertical	95	3.18	-
5180MHz	Pass	PK	10.3608G	62.65	74.00	-11.35	14.59	3	Vertical	237	1.50	-
5180MHz	Pass	PK	15.5406G	63.60	74.00	-10.40	15.86	3	Vertical	95	3.18	-
5200MHz	Pass	AV	5.149995G	48.62	54.00	-5.38	3.75	3	Horizontal	302	1.94	-
5200MHz	Pass	AV	5.2044G	108.42	Inf	-Inf	3.84	3	Horizontal	302	1.94	-
5200MHz	Pass	PK	5.1448G	63.67	74.00	-10.33	3.74	3	Horizontal	302	1.94	-
5200MHz	Pass	PK	5.204G	120.08	Inf	-Inf	3.84	3	Horizontal	302	1.94	-
5200MHz	Pass	AV	5.149995G	51.68	54.00	-2.32	3.75	3	Vertical	68	1.65	-
5200MHz	Pass	AV	5.208G	109.93	Inf	-Inf	3.84	3	Vertical	68	1.65	-
5200MHz	Pass	PK	5.1368G	68.69	74.00	-5.31	3.72	3	Vertical	68	1.65	-
5200MHz	Pass	PK	5.2076G	120.06	Inf	-Inf	3.84	3	Vertical	68	1.65	-
5200MHz	Pass	AV	10.39814G	50.06	54.00	-3.94	14.67	3	Horizontal	241	1.50	-
5200MHz	Pass	AV	15.59922G	51.22	54.00	-2.78	15.58	3	Horizontal	50	1.84	-
5200MHz	Pass	PK	10.39796G	64.71	74.00	-9.29	14.67	3	Horizontal	241	1.50	-
5200MHz	Pass	PK	15.60516G	65.77	74.00	-8.23	15.56	3	Horizontal	50	1.84	-
5200MHz	Pass	AV	10.40018G	51.58	54.00	-2.42	14.68	3	Vertical	356	3.19	-
5200MHz	Pass	AV	15.5997G	49.60	54.00	-4.40	15.58	3	Vertical	97	1.76	-
5200MHz	Pass	PK	10.40072G	65.25	74.00	-8.75	14.68	3	Vertical	356	3.19	-
5200MHz	Pass	PK	15.59988G	63.85	74.00	-10.15	15.58	3	Vertical	97	1.76	-
5240MHz	Pass	AV	5.1494G	46.09	54.00	-7.91	3.75	3	Horizontal	298	1.99	-
5240MHz	Pass	AV	5.2442G	110.93	Inf	-Inf	3.91	3	Horizontal	298	1.99	-
5240MHz	Pass	AV	5.3528G	47.62	54.00	-6.38	4.08	3	Horizontal	298	1.99	-
5240MHz	Pass	PK	5.1494G	61.70	74.00	-12.30	3.75	3	Horizontal	298	1.99	-
5240MHz	Pass	PK	5.2436G	121.62	Inf	-Inf	3.90	3	Horizontal	298	1.99	-
5240MHz	Pass	PK	5.3702G	63.60	74.00	-10.40	4.11	3	Horizontal	298	1.99	-
5240MHz	Pass	AV	5.149995G	48.75	54.00	-5.25	3.75	3	Vertical	71	1.61	-
5240MHz	Pass	AV	5.2478G	111.74	Inf	-Inf	3.91	3	Vertical	71	1.61	-
5240MHz	Pass	AV	5.350005G	49.81	54.00	-4.19	4.08	3	Vertical	71	1.61	-
5240MHz	Pass	PK	5.126G	63.65	74.00	-10.35	3.71	3	Vertical	71	1.61	-
5240MHz	Pass	PK	5.2478G	120.93	Inf	-Inf	3.91	3	Vertical	71	1.61	-
5240MHz	Pass	PK	5.3582G	65.80	74.00	-8.20	4.09	3	Vertical	71	1.61	-
5240MHz	Pass	AV	10.48012G	50.31	54.00	-3.69	14.86	3	Horizontal	99	1.50	-
5240MHz	Pass	AV	15.71922G	47.47	54.00	-6.53	15.01	3	Horizontal	51	1.88	-
5240MHz	Pass	PK	10.47874G	64.23	74.00	-9.77	14.85	3	Horizontal	99	1.50	-



RSE TX above 1GHz Result_8TX_Non-Beamforming_NSS 1 Appendix E.1

Mode	Result	Type	Freq (Hz)	Level (dBuV/m)	Limit (dBuV/m)	Margin (dB)	Factor (dB)	Dist (m)	Condition	Azimuth (°)	Height (m)	Comments
5240MHz	Pass	PK	15.71892G	62.28	74.00	-11.72	15.02	3	Horizontal	51	1.88	-
5240MHz	Pass	AV	10.48G	51.05	54.00	-2.95	14.86	3	Vertical	237	1.59	-
5240MHz	Pass	AV	15.71964G	47.06	54.00	-6.94	15.01	3	Vertical	99	1.74	-
5240MHz	Pass	PK	10.48036G	64.55	74.00	-9.45	14.86	3	Vertical	237	1.59	-
5240MHz	Pass	PK	15.7209G	62.09	74.00	-11.91	15.01	3	Vertical	99	1.74	-
5745MHz	Pass	AV	5.7474G	104.49	Inf	-Inf	4.76	3	Horizontal	136	1.75	-
5745MHz	Pass	PK	5.6478G	64.74	68.20	-3.46	4.58	3	Horizontal	136	1.75	-
5745MHz	Pass	PK	5.7474G	114.91	Inf	-Inf	4.76	3	Horizontal	136	1.75	-
5745MHz	Pass	PK	5.9886G	64.30	68.20	-3.90	5.18	3	Horizontal	136	1.75	-
5745MHz	Pass	AV	5.7414G	111.33	Inf	-Inf	4.74	3	Vertical	79	1.77	-
5745MHz	Pass	PK	5.6502G	65.60	68.35	-2.75	4.58	3	Vertical	79	1.77	-
5745MHz	Pass	PK	5.7414G	122.80	Inf	-Inf	4.74	3	Vertical	79	1.77	-
5745MHz	Pass	PK	5.9274G	64.53	68.20	-3.67	5.07	3	Vertical	79	1.77	-
5745MHz	Pass	AV	11.48682G	52.53	54.00	-1.47	15.36	3	Horizontal	111	1.63	-
5745MHz	Pass	AV	17.2432G	51.44	54.00	-2.56	20.37	3	Horizontal	160	1.41	-
5745MHz	Pass	PK	11.4864G	67.59	74.00	-6.41	15.36	3	Horizontal	111	1.63	-
5745MHz	Pass	PK	17.2454G	64.88	74.00	-9.12	20.38	3	Horizontal	160	1.41	-
5745MHz	Pass	AV	11.48694G	51.68	54.00	-2.32	15.36	3	Vertical	120	1.54	-
5745MHz	Pass	PK	11.4879G	65.35	74.00	-8.65	15.36	3	Vertical	120	1.54	-
5785MHz	Pass	AV	5.7898G	106.51	Inf	-Inf	4.83	3	Horizontal	134	3.18	-
5785MHz	Pass	PK	5.6494G	59.87	68.20	-8.33	4.58	3	Horizontal	134	3.18	-
5785MHz	Pass	PK	5.7898G	116.63	Inf	-Inf	4.83	3	Horizontal	134	3.18	-
5785MHz	Pass	PK	5.947G	60.32	68.20	-7.88	5.12	3	Horizontal	134	3.18	-
5785MHz	Pass	AV	5.7814G	113.71	Inf	-Inf	4.82	3	Vertical	80	1.75	-
5785MHz	Pass	PK	5.6506G	62.40	68.64	-6.24	4.58	3	Vertical	80	1.75	-
5785MHz	Pass	PK	5.7826G	123.74	Inf	-Inf	4.82	3	Vertical	80	1.75	-
5785MHz	Pass	PK	5.9338G	60.80	68.20	-7.40	5.08	3	Vertical	80	1.75	-
5785MHz	Pass	AV	11.5667G	53.78	54.00	-0.22	15.25	3	Horizontal	115	1.66	-
5785MHz	Pass	AV	17.36106G	52.97	54.00	-1.03	21.17	3	Horizontal	63	1.49	-
5785MHz	Pass	PK	11.56628G	68.93	74.00	-5.07	15.25	3	Horizontal	115	1.66	-
5785MHz	Pass	PK	17.36124G	68.78	74.00	-5.22	21.17	3	Horizontal	63	1.49	-
5785MHz	Pass	AV	11.56742G	50.19	54.00	-3.81	15.25	3	Vertical	124	1.59	-
5785MHz	Pass	AV	17.3616G	51.08	54.00	-2.92	21.17	3	Vertical	56	1.50	-
5785MHz	Pass	PK	11.5664G	64.52	74.00	-9.48	15.25	3	Vertical	124	1.59	-
5785MHz	Pass	PK	17.36058G	65.04	74.00	-8.96	21.17	3	Vertical	56	1.50	-
5825MHz	Pass	AV	5.8274G	105.89	Inf	-Inf	4.90	3	Horizontal	71	1.75	-
5825MHz	Pass	PK	5.6354G	59.05	68.20	-9.15	4.56	3	Horizontal	71	1.75	-
5825MHz	Pass	PK	5.8286G	115.97	Inf	-Inf	4.90	3	Horizontal	71	1.75	-
5825MHz	Pass	PK	5.927G	61.37	68.20	-6.83	5.07	3	Horizontal	71	1.75	-
5825MHz	Pass	AV	5.8214G	112.83	Inf	-Inf	4.89	3	Vertical	82	1.62	-
5825MHz	Pass	PK	5.6486G	60.97	68.20	-7.23	4.58	3	Vertical	82	1.62	-
5825MHz	Pass	PK	5.8226G	122.53	Inf	-Inf	4.89	3	Vertical	82	1.62	-
5825MHz	Pass	PK	5.9294G	62.56	68.20	-5.64	5.08	3	Vertical	82	1.62	-
5825MHz	Pass	AV	11.64694G	52.80	54.00	-1.20	15.14	3	Horizontal	117	1.64	-
5825MHz	Pass	AV	17.4795G	52.86	54.00	-1.14	21.98	3	Horizontal	68	1.54	-
5825MHz	Pass	PK	11.64634G	68.18	74.00	-5.82	15.14	3	Horizontal	117	1.64	-
5825MHz	Pass	PK	17.481G	68.07	74.00	-5.93	21.99	3	Horizontal	68	1.54	-
5825MHz	Pass	AV	11.64688G	48.47	54.00	-5.53	15.14	3	Vertical	123	1.50	-
5825MHz	Pass	PK	11.64634G	63.32	74.00	-10.68	15.14	3	Vertical	123	1.50	-



RSE TX above 1GHz Result_8TX_Non-Beamforming_NSS 1 Appendix E.1

Mode	Result	Type	Freq (Hz)	Level (dBuV/m)	Limit (dBuV/m)	Margin (dB)	Factor (dB)	Dist (m)	Condition	Azimuth (°)	Height (m)	Comments
802.11ac VHT20_Nss1 (MCS0)_8TX	-	-	-	-	-	-	-	-	-	-	-	-
5180MHz	Pass	AV	5.149995G	47.88	54.00	-6.12	3.75	3	Horizontal	267	1.68	-
5180MHz	Pass	AV	5.1806G	102.25	Inf	-Inf	3.80	3	Horizontal	267	1.68	-
5180MHz	Pass	PK	5.1492G	64.06	74.00	-9.94	3.75	3	Horizontal	267	1.68	-
5180MHz	Pass	PK	5.1812G	112.96	Inf	-Inf	3.80	3	Horizontal	267	1.68	-
5180MHz	Pass	AV	5.149995G	51.63	54.00	-2.37	3.75	3	Vertical	63	1.75	-
5180MHz	Pass	AV	5.181G	107.10	Inf	-Inf	3.80	3	Vertical	63	1.75	-
5180MHz	Pass	PK	5.1496G	69.20	74.00	-4.80	3.75	3	Vertical	63	1.75	-
5180MHz	Pass	PK	5.1732G	116.57	Inf	-Inf	3.79	3	Vertical	63	1.75	-
5180MHz	Pass	AV	10.36004G	47.47	54.00	-6.53	14.59	3	Horizontal	246	1.45	-
5180MHz	Pass	PK	10.359681G	60.59	74.00	-13.41	14.59	3	Horizontal	246	1.45	-
5180MHz	Pass	AV	10.36G	46.86	54.00	-7.14	14.59	3	Vertical	314	2.42	-
5180MHz	Pass	PK	10.359501G	61.19	74.00	-12.81	14.59	3	Vertical	314	2.42	-
5200MHz	Pass	AV	5.1496G	46.77	54.00	-7.23	3.75	3	Horizontal	269	1.62	-
5200MHz	Pass	AV	5.1932G	105.96	Inf	-Inf	3.82	3	Horizontal	269	1.62	-
5200MHz	Pass	PK	5.1472G	63.61	74.00	-10.39	3.75	3	Horizontal	269	1.62	-
5200MHz	Pass	PK	5.1932G	116.25	Inf	-Inf	3.82	3	Horizontal	269	1.62	-
5200MHz	Pass	AV	5.1496G	53.10	54.00	-0.90	3.75	3	Vertical	65	1.68	-
5200MHz	Pass	AV	5.2008G	111.71	Inf	-Inf	3.83	3	Vertical	65	1.68	-
5200MHz	Pass	PK	5.1456G	68.71	74.00	-5.29	3.74	3	Vertical	65	1.68	-
5200MHz	Pass	PK	5.204G	120.28	Inf	-Inf	3.84	3	Vertical	65	1.68	-
5200MHz	Pass	AV	10.400399G	51.94	54.00	-2.06	14.68	3	Horizontal	84	1.66	-
5200MHz	Pass	AV	15.602695G	50.20	54.00	-3.80	15.57	3	Horizontal	38	1.86	-
5200MHz	Pass	PK	10.399102G	66.30	74.00	-7.70	14.67	3	Horizontal	84	1.66	-
5200MHz	Pass	PK	15.606786G	65.15	74.00	-8.85	15.55	3	Horizontal	38	1.86	-
5200MHz	Pass	AV	10.400399G	52.21	54.00	-1.79	14.68	3	Vertical	237	1.48	-
5200MHz	Pass	AV	15.6002G	48.82	54.00	-5.18	15.58	3	Vertical	94	3.18	-
5200MHz	Pass	PK	10.400699G	66.51	74.00	-7.49	14.68	3	Vertical	237	1.48	-
5200MHz	Pass	PK	15.595609G	63.89	74.00	-10.11	15.60	3	Vertical	94	3.18	-
5240MHz	Pass	AV	5.1488G	45.01	54.00	-8.99	3.75	3	Horizontal	332	1.84	-
5240MHz	Pass	AV	5.2412G	106.18	Inf	-Inf	3.90	3	Horizontal	332	1.84	-
5240MHz	Pass	AV	5.3504G	46.42	54.00	-7.58	4.08	3	Horizontal	332	1.84	-
5240MHz	Pass	PK	5.1452G	59.02	74.00	-14.98	3.74	3	Horizontal	332	1.84	-
5240MHz	Pass	PK	5.2334G	115.34	Inf	-Inf	3.89	3	Horizontal	332	1.84	-
5240MHz	Pass	PK	5.3738G	60.82	74.00	-13.18	4.12	3	Horizontal	332	1.84	-
5240MHz	Pass	AV	5.149995G	49.49	54.00	-4.51	3.75	3	Vertical	67	1.71	-
5240MHz	Pass	AV	5.2412G	112.46	Inf	-Inf	3.90	3	Vertical	67	1.71	-
5240MHz	Pass	AV	5.350005G	50.35	54.00	-3.65	4.08	3	Vertical	67	1.71	-
5240MHz	Pass	PK	5.1494G	62.45	74.00	-11.55	3.75	3	Vertical	67	1.71	-
5240MHz	Pass	PK	5.2364G	120.96	Inf	-Inf	3.89	3	Vertical	67	1.71	-
5240MHz	Pass	PK	5.350005G	64.58	74.00	-9.42	4.08	3	Vertical	67	1.71	-
5240MHz	Pass	AV	10.480399G	50.89	54.00	-3.11	14.86	3	Horizontal	98	1.49	-
5240MHz	Pass	AV	15.7202G	47.88	54.00	-6.12	15.01	3	Horizontal	50	1.49	-
5240MHz	Pass	PK	10.480299G	66.25	74.00	-7.75	14.86	3	Horizontal	98	1.49	-
5240MHz	Pass	PK	15.725389G	63.57	74.00	-10.43	14.98	3	Horizontal	50	1.49	-
5240MHz	Pass	AV	10.480299G	51.75	54.00	-2.25	14.86	3	Vertical	236	1.40	-
5240MHz	Pass	AV	15.720599G	46.62	54.00	-7.38	15.01	3	Vertical	214	1.32	-
5240MHz	Pass	PK	10.480599G	65.88	74.00	-8.12	14.86	3	Vertical	236	1.40	-
5240MHz	Pass	PK	15.72G	60.38	74.00	-13.62	15.01	3	Vertical	214	1.32	-



RSE TX above 1GHz Result_8TX_Non-Beamforming_NSS 1 Appendix E.1

Mode	Result	Type	Freq (Hz)	Level (dBuV/m)	Limit (dBuV/m)	Margin (dB)	Factor (dB)	Dist (m)	Condition	Azimuth (°)	Height (m)	Comments
5745MHz	Pass	AV	5.7474G	108.48	Inf	-Inf	4.76	3	Horizontal	107	2.30	-
5745MHz	Pass	PK	5.6418G	64.93	68.20	-3.27	4.57	3	Horizontal	107	2.30	-
5745MHz	Pass	PK	5.7498G	118.72	Inf	-Inf	4.76	3	Horizontal	107	2.30	-
5745MHz	Pass	PK	5.9286G	61.51	68.20	-6.69	5.08	3	Horizontal	107	2.30	-
5745MHz	Pass	AV	5.7378G	111.46	Inf	-Inf	4.74	3	Vertical	304	1.72	-
5745MHz	Pass	PK	5.5566G	68.05	68.20	-0.15	4.41	3	Vertical	304	1.72	-
5745MHz	Pass	PK	5.7402G	121.33	Inf	-Inf	4.74	3	Vertical	304	1.72	-
5745MHz	Pass	PK	5.9298G	63.97	68.20	-4.23	5.08	3	Vertical	304	1.72	-
5745MHz	Pass	AV	11.490299G	52.46	54.00	-1.54	15.35	3	Horizontal	245	1.55	-
5745MHz	Pass	AV	17.232106G	49.76	54.00	-4.24	20.29	3	Horizontal	67	2.46	-
5745MHz	Pass	PK	11.490499G	67.49	74.00	-6.51	15.35	3	Horizontal	245	1.55	-
5745MHz	Pass	PK	17.235898G	64.32	74.00	-9.68	20.32	3	Horizontal	67	2.46	-
5745MHz	Pass	AV	11.490299G	51.18	54.00	-2.82	15.35	3	Vertical	51	3.19	-
5745MHz	Pass	PK	11.490399G	64.71	74.00	-9.29	15.35	3	Vertical	51	3.19	-
5785MHz	Pass	AV	5.7814G	107.54	Inf	-Inf	4.82	3	Horizontal	101	2.30	-
5785MHz	Pass	PK	5.6482G	61.84	68.20	-6.36	4.58	3	Horizontal	101	2.30	-
5785MHz	Pass	PK	5.791G	117.10	Inf	-Inf	4.83	3	Horizontal	101	2.30	-
5785MHz	Pass	PK	5.941G	62.47	68.20	-5.73	5.11	3	Horizontal	101	2.30	-
5785MHz	Pass	AV	5.7814G	111.74	Inf	-Inf	4.82	3	Vertical	295	2.19	-
5785MHz	Pass	PK	5.6266G	65.14	68.20	-3.06	4.53	3	Vertical	295	2.19	-
5785MHz	Pass	PK	5.791G	122.00	Inf	-Inf	4.83	3	Vertical	295	2.19	-
5785MHz	Pass	PK	5.941G	61.67	68.20	-6.53	5.11	3	Vertical	295	2.19	-
5785MHz	Pass	AV	11.5698G	52.79	54.00	-1.21	15.25	3	Horizontal	248	2.30	-
5785MHz	Pass	AV	17.356497G	51.42	54.00	-2.58	21.14	3	Horizontal	67	1.49	-
5785MHz	Pass	PK	11.570798G	67.22	74.00	-6.78	15.24	3	Horizontal	248	2.30	-
5785MHz	Pass	PK	17.360489G	66.88	74.00	-7.12	21.16	3	Horizontal	67	1.49	-
5785MHz	Pass	AV	11.570299G	50.94	54.00	-3.06	15.24	3	Vertical	265	2.12	-
5785MHz	Pass	PK	11.570599G	66.78	74.00	-7.22	15.24	3	Vertical	265	2.12	-
5825MHz	Pass	AV	5.825G	106.89	Inf	-Inf	4.90	3	Horizontal	96	2.50	-
5825MHz	Pass	PK	5.6414G	60.21	68.20	-7.99	4.57	3	Horizontal	96	2.50	-
5825MHz	Pass	PK	5.8298G	116.64	Inf	-Inf	4.90	3	Horizontal	96	2.50	-
5825MHz	Pass	PK	5.9738G	62.73	68.20	-5.47	5.16	3	Horizontal	96	2.50	-
5825MHz	Pass	AV	5.8238G	104.42	Inf	-Inf	4.89	3	Vertical	344	1.50	-
5825MHz	Pass	PK	5.6294G	61.86	68.20	-6.34	4.54	3	Vertical	344	1.50	-
5825MHz	Pass	PK	5.8322G	117.85	Inf	-Inf	4.91	3	Vertical	344	1.50	-
5825MHz	Pass	PK	5.9282G	64.57	68.20	-3.63	5.08	3	Vertical	344	1.50	-
5825MHz	Pass	AV	11.6502G	52.70	54.00	-1.30	15.14	3	Horizontal	245	1.63	-
5825MHz	Pass	AV	17.4752G	53.24	54.00	-0.76	21.95	3	Horizontal	67	1.50	-
5825MHz	Pass	PK	11.652894G	66.75	74.00	-7.25	15.13	3	Horizontal	245	1.63	-
5825MHz	Pass	PK	17.479092G	68.74	74.00	-5.26	21.97	3	Horizontal	67	1.50	-
5825MHz	Pass	AV	11.6502G	48.56	54.00	-5.44	15.14	3	Vertical	129	1.50	-
5825MHz	Pass	PK	11.648104G	64.52	74.00	-9.48	15.14	3	Vertical	129	1.50	-
802.11ac VHT40_Nss1,(MCS0)_8TX	-	-	-	-	-	-	-	-	-	-	-	-
5190MHz	Pass	AV	5.1492G	49.55	54.00	-4.45	3.75	3	Horizontal	226	1.64	-
5190MHz	Pass	AV	5.194G	98.00	Inf	-Inf	3.82	3	Horizontal	226	1.64	-
5190MHz	Pass	PK	5.149995G	63.21	74.00	-10.79	3.75	3	Horizontal	226	1.64	-
5190MHz	Pass	PK	5.1944G	108.66	Inf	-Inf	3.82	3	Horizontal	226	1.64	-
5190MHz	Pass	AV	5.1496G	53.42	54.00	-0.58	3.75	3	Vertical	60	1.67	-
5190MHz	Pass	AV	5.1976G	100.42	Inf	-Inf	3.83	3	Vertical	60	1.67	-



RSE TX above 1GHz Result_8TX_Non-Beamforming_NSS 1 Appendix E.1

Mode	Result	Type	Freq (Hz)	Level (dBuV/m)	Limit (dBuV/m)	Margin (dB)	Factor (dB)	Dist (m)	Condition	Azimuth (°)	Height (m)	Comments
5190MHz	Pass	PK	5.1484G	68.77	74.00	-5.23	3.75	3	Vertical	60	1.67	-
5190MHz	Pass	PK	5.1992G	111.73	Inf	-Inf	3.83	3	Vertical	60	1.67	-
5190MHz	Pass	AV	10.38G	47.90	54.00	-6.10	14.63	3	Horizontal	233	1.34	-
5190MHz	Pass	AV	15.5699G	46.91	54.00	-7.09	15.72	3	Horizontal	110	1.92	-
5190MHz	Pass	PK	10.3802G	58.44	74.00	-15.56	14.63	3	Horizontal	233	1.34	-
5190MHz	Pass	PK	15.583373G	59.34	74.00	-14.66	15.66	3	Horizontal	110	1.92	-
5190MHz	Pass	AV	10.37996G	51.33	54.00	-2.67	14.63	3	Vertical	118	1.58	-
5190MHz	Pass	AV	15.57G	46.14	54.00	-7.86	15.72	3	Vertical	138	2.03	-
5190MHz	Pass	PK	10.38G	60.27	74.00	-13.73	14.63	3	Vertical	118	1.58	-
5190MHz	Pass	PK	15.57G	58.68	74.00	-15.32	15.72	3	Vertical	138	2.03	-
5230MHz	Pass	AV	5.149995G	51.96	54.00	-2.04	3.75	3	Horizontal	144	1.65	-
5230MHz	Pass	AV	5.2328G	104.69	Inf	-Inf	3.89	3	Horizontal	144	1.65	-
5230MHz	Pass	PK	5.1468G	65.44	74.00	-8.56	3.75	3	Horizontal	144	1.65	-
5230MHz	Pass	PK	5.2396G	115.22	Inf	-Inf	3.90	3	Horizontal	144	1.65	-
5230MHz	Pass	AV	5.149995G	52.69	54.00	-1.31	3.75	3	Vertical	355	1.50	-
5230MHz	Pass	AV	5.2452G	107.64	Inf	-Inf	3.91	3	Vertical	355	1.50	-
5230MHz	Pass	PK	5.1472G	66.49	74.00	-7.51	3.75	3	Vertical	355	1.50	-
5230MHz	Pass	PK	5.2464G	117.34	Inf	-Inf	3.91	3	Vertical	355	1.50	-
5230MHz	Pass	AV	10.4601G	50.03	54.00	-3.97	14.81	3	Horizontal	105	1.00	-
5230MHz	Pass	AV	15.689002G	47.75	54.00	-6.25	15.16	3	Horizontal	51	1.49	-
5230MHz	Pass	PK	10.458104G	65.45	74.00	-8.55	14.81	3	Horizontal	105	1.00	-
5230MHz	Pass	PK	15.69519G	62.05	74.00	-11.95	15.13	3	Horizontal	51	1.49	-
5230MHz	Pass	AV	10.461397G	49.50	54.00	-4.50	14.81	3	Vertical	238	1.42	-
5230MHz	Pass	AV	15.689102G	47.91	54.00	-6.09	15.16	3	Vertical	110	3.19	-
5230MHz	Pass	PK	10.458204G	64.13	74.00	-9.87	14.81	3	Vertical	238	1.42	-
5230MHz	Pass	PK	15.703673G	63.37	74.00	-10.63	15.09	3	Vertical	110	3.19	-
5755MHz	Pass	AV	5.7586G	105.40	Inf	-Inf	4.78	3	Horizontal	105	2.21	-
5755MHz	Pass	PK	5.6446G	64.64	68.20	-3.56	4.57	3	Horizontal	105	2.21	-
5755MHz	Pass	PK	5.7526G	115.23	Inf	-Inf	4.76	3	Horizontal	105	2.21	-
5755MHz	Pass	PK	5.9338G	59.87	68.20	-8.33	5.08	3	Horizontal	105	2.21	-
5755MHz	Pass	AV	5.7562G	108.83	Inf	-Inf	4.77	3	Vertical	86	1.71	-
5755MHz	Pass	PK	5.5966G	64.13	68.20	-4.07	4.48	3	Vertical	86	1.71	-
5755MHz	Pass	PK	5.7598G	119.60	Inf	-Inf	4.78	3	Vertical	86	1.71	-
5755MHz	Pass	PK	5.9362G	59.94	68.20	-8.26	5.09	3	Vertical	86	1.71	-
5755MHz	Pass	AV	11.5098G	47.74	54.00	-6.26	15.33	3	Horizontal	246	2.54	-
5755MHz	Pass	PK	11.506407G	65.66	74.00	-8.34	15.33	3	Horizontal	246	2.54	-
5755MHz	Pass	AV	11.5102G	46.87	54.00	-7.13	15.33	3	Vertical	50	1.50	-
5755MHz	Pass	PK	11.508204G	63.01	74.00	-10.99	15.33	3	Vertical	50	1.50	-
5795MHz	Pass	AV	5.7986G	106.65	Inf	-Inf	4.85	3	Horizontal	100	2.22	-
5795MHz	Pass	PK	5.6498G	63.33	68.20	-4.87	4.58	3	Horizontal	100	2.22	-
5795MHz	Pass	PK	5.7926G	116.63	Inf	-Inf	4.84	3	Horizontal	100	2.22	-
5795MHz	Pass	PK	5.9318G	63.62	68.20	-4.58	5.08	3	Horizontal	100	2.22	-
5795MHz	Pass	AV	5.7986G	109.33	Inf	-Inf	4.85	3	Vertical	86	1.63	-
5795MHz	Pass	PK	5.6414G	67.36	68.20	-0.84	4.57	3	Vertical	86	1.63	-
5795MHz	Pass	PK	5.7914G	119.34	Inf	-Inf	4.83	3	Vertical	86	1.63	-
5795MHz	Pass	PK	5.9426G	64.62	68.20	-3.58	5.11	3	Vertical	86	1.63	-
5795MHz	Pass	AV	11.59G	49.79	54.00	-4.21	15.22	3	Horizontal	247	1.50	-
5795MHz	Pass	AV	17.397575G	51.22	54.00	-2.78	21.42	3	Horizontal	69	1.50	-
5795MHz	Pass	PK	11.588303G	64.46	74.00	-9.54	15.22	3	Horizontal	247	1.50	-



RSE TX above 1GHz Result_8TX_Non-Beamforming_NSS 1 Appendix E.1

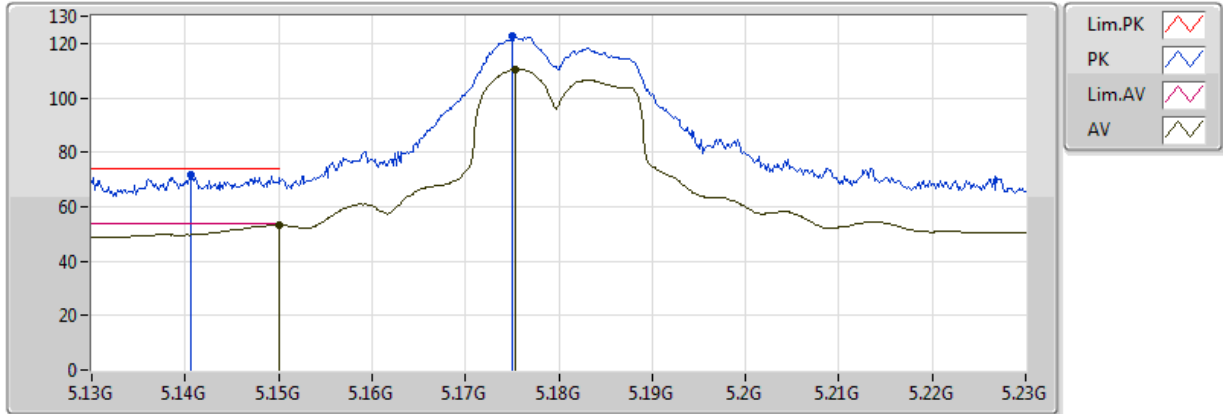
Mode	Result	Type	Freq (Hz)	Level (dBuV/m)	Limit (dBuV/m)	Margin (dB)	Factor (dB)	Dist (m)	Condition	Azimuth (°)	Height (m)	Comments
5795MHz	Pass	PK	17.391587G	67.15	74.00	-6.85	21.38	3	Horizontal	69	1.50	-
5795MHz	Pass	AV	11.590299G	48.66	54.00	-5.34	15.22	3	Vertical	26	3.03	-
5795MHz	Pass	PK	11.587904G	63.74	74.00	-10.26	15.22	3	Vertical	26	3.03	-
802.11ac VHT80_Nss1,(MCS0)_8TX	-	-	-	-	-	-	-	-	-	-	-	-
5210MHz	Pass	AV	5.147G	51.02	54.00	-2.98	3.75	3	Horizontal	106	1.77	-
5210MHz	Pass	AV	5.207G	94.40	Inf	-Inf	3.84	3	Horizontal	106	1.77	-
5210MHz	Pass	AV	5.350005G	45.16	54.00	-8.84	4.08	3	Horizontal	106	1.77	-
5210MHz	Pass	PK	5.149G	65.18	74.00	-8.82	3.75	3	Horizontal	106	1.77	-
5210MHz	Pass	PK	5.215G	105.61	Inf	-Inf	3.86	3	Horizontal	106	1.77	-
5210MHz	Pass	PK	5.354G	58.53	74.00	-15.47	4.08	3	Horizontal	106	1.77	-
5210MHz	Pass	AV	5.149995G	53.58	54.00	-0.42	3.75	3	Vertical	2	1.75	-
5210MHz	Pass	AV	5.212G	98.35	Inf	-Inf	3.85	3	Vertical	2	1.75	-
5210MHz	Pass	AV	5.37G	46.66	54.00	-7.34	4.11	3	Vertical	2	1.75	-
5210MHz	Pass	PK	5.137G	66.69	74.00	-7.31	3.72	3	Vertical	2	1.75	-
5210MHz	Pass	PK	5.221G	108.82	Inf	-Inf	3.87	3	Vertical	2	1.75	-
5210MHz	Pass	PK	5.354G	59.77	74.00	-14.23	4.08	3	Vertical	2	1.75	-
5210MHz	Pass	AV	10.42G	46.77	54.00	-7.23	14.72	3	Horizontal	237	1.47	-
5210MHz	Pass	PK	10.398942G	58.28	74.00	-15.72	14.67	3	Horizontal	237	1.47	-
5210MHz	Pass	AV	10.41996G	50.62	54.00	-3.38	14.72	3	Vertical	119	1.59	-
5210MHz	Pass	PK	10.41996G	59.59	74.00	-14.41	14.72	3	Vertical	119	1.59	-
5775MHz	Pass	AV	5.7738G	101.92	Inf	-Inf	4.80	3	Horizontal	106	2.31	-
5775MHz	Pass	PK	5.6454G	65.11	68.20	-3.09	4.57	3	Horizontal	106	2.31	-
5775MHz	Pass	PK	5.781G	112.53	Inf	-Inf	4.82	3	Horizontal	106	2.31	-
5775MHz	Pass	PK	5.9298G	61.05	68.20	-7.15	5.08	3	Horizontal	106	2.31	-
5775MHz	Pass	AV	5.7726G	105.03	Inf	-Inf	4.80	3	Vertical	88	1.74	-
5775MHz	Pass	PK	5.6382G	65.11	68.20	-3.09	4.56	3	Vertical	88	1.74	-
5775MHz	Pass	PK	5.7738G	115.60	Inf	-Inf	4.80	3	Vertical	88	1.74	-
5775MHz	Pass	PK	5.9262G	62.42	68.20	-5.78	5.07	3	Vertical	88	1.74	-
5775MHz	Pass	AV	11.5502G	45.36	54.00	-8.64	15.27	3	Horizontal	249	1.50	-
5775MHz	Pass	PK	11.568363G	58.75	74.00	-15.25	15.25	3	Horizontal	249	1.50	-
5775MHz	Pass	AV	11.5502G	44.76	54.00	-9.24	15.27	3	Vertical	49	1.50	-
5775MHz	Pass	PK	11.511677G	58.09	74.00	-15.91	15.32	3	Vertical	49	1.50	-



802.11a_Nss1,(6Mbps)_8TX

5180MHz_TX

10/04/2018



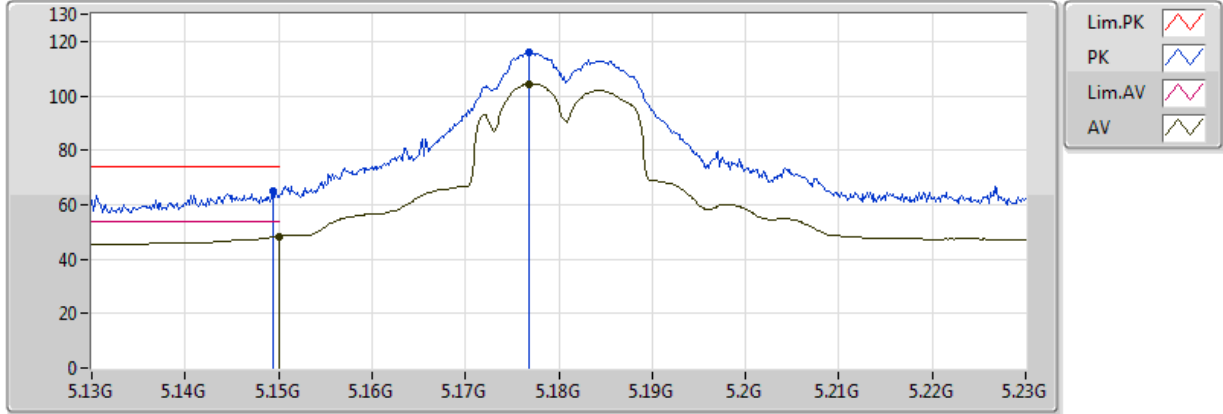
Type	Freq (Hz)	Level (dBuV/m)	Limit (dBuV/m)	Margin (dB)	Factor (dB)	Dist (m)	Condition	Azimuth (°)	Height (m)	Comments	Raw (dBuV)	AF (dB)	CL (dB)	PA (dB)
AV	5.149995G	53.34	54.00	-0.66	3.75	3	Vertical	26	2.25	-	49.59	31.66	6.64	34.55
AV	5.175362G	110.52	Inf	-Inf	3.79	3	Vertical	26	2.25	-	106.73	31.67	6.67	34.55
PK	5.14058G	71.86	74.00	-2.14	3.74	3	Vertical	26	2.25	-	68.12	31.66	6.63	34.55
PK	5.175072G	122.48	Inf	-Inf	3.79	3	Vertical	26	2.25	-	118.69	31.67	6.67	34.55



802.11a_Nss1,(6Mbps)_8TX

5180MHz_TX

10/04/2018



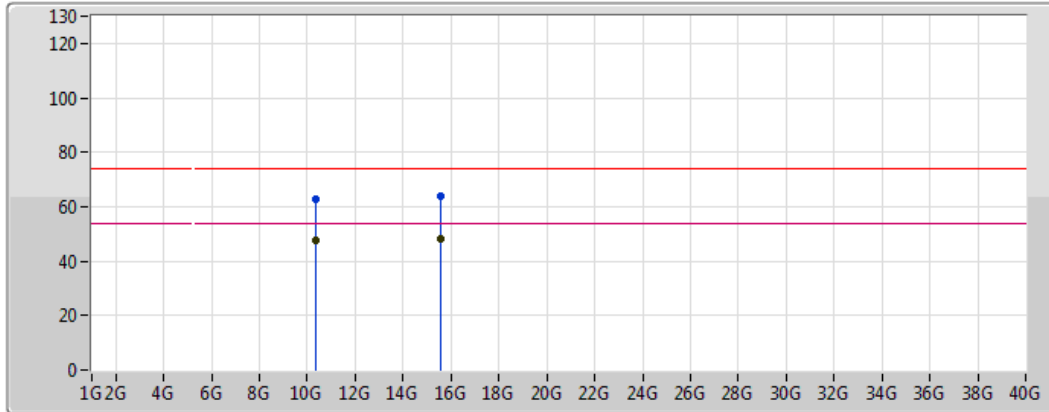
Type	Freq (Hz)	Level (dBuV/m)	Limit (dBuV/m)	Margin (dB)	Factor (dB)	Dist (m)	Condition	Azimuth (°)	Height (m)	Comments	Raw (dBuV)	AF (dB)	CL (dB)	PA (dB)
AV	5.149995G	48.44	54.00	-5.56	3.75	3	Horizontal	322	1.70	-	44.69	31.66	6.64	34.55
AV	5.176812G	104.48	Inf	-Inf	3.79	3	Horizontal	322	1.70	-	100.69	31.67	6.67	34.55
PK	5.14942G	64.83	74.00	-9.17	3.75	3	Horizontal	322	1.70	-	61.08	31.66	6.64	34.55
PK	5.176812G	116.09	Inf	-Inf	3.79	3	Horizontal	322	1.70	-	112.30	31.67	6.67	34.55



802.11a_Nss1,(6Mbps)_8TX

5180MHz_TX

10/04/2018



Lim.PK	
PK	
Lim.AV	
AV	

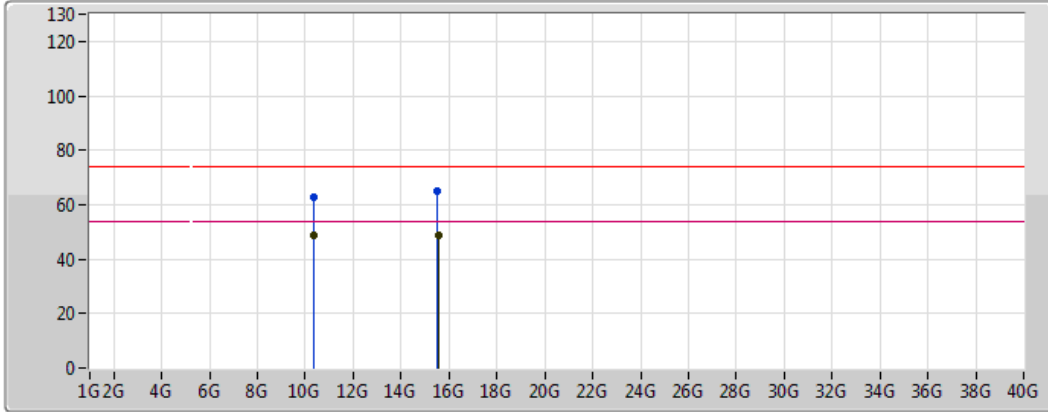
Type	Freq (Hz)	Level (dBuV/m)	Limit (dBuV/m)	Margin (dB)	Factor (dB)	Dist (m)	Condition	Azimuth (°)	Height (m)	Comments	Raw (dBuV)	AF (dB)	CL (dB)	PA (dB)
AV	10.3601G	47.83	54.00	-6.17	14.59	3	Vertical	237	1.50	-	33.24	39.50	10.18	35.10
AV	15.5393G	47.99	54.00	-6.01	15.87	3	Vertical	95	3.18	-	32.12	38.85	11.72	34.70
PK	10.3608G	62.65	74.00	-11.35	14.59	3	Vertical	237	1.50	-	48.06	39.51	10.18	35.10
PK	15.5406G	63.60	74.00	-10.40	15.86	3	Vertical	95	3.18	-	47.74	38.85	11.72	34.70



802.11a_Nss1,(6Mbps)_8TX

5180MHz_TX

10/04/2018



Legend for the spectrum plot:

- Lim.PK: Red line with a sawtooth pattern
- PK: Blue line with a sawtooth pattern
- Lim.AV: Magenta line with a sawtooth pattern
- AV: Black line with a sawtooth pattern

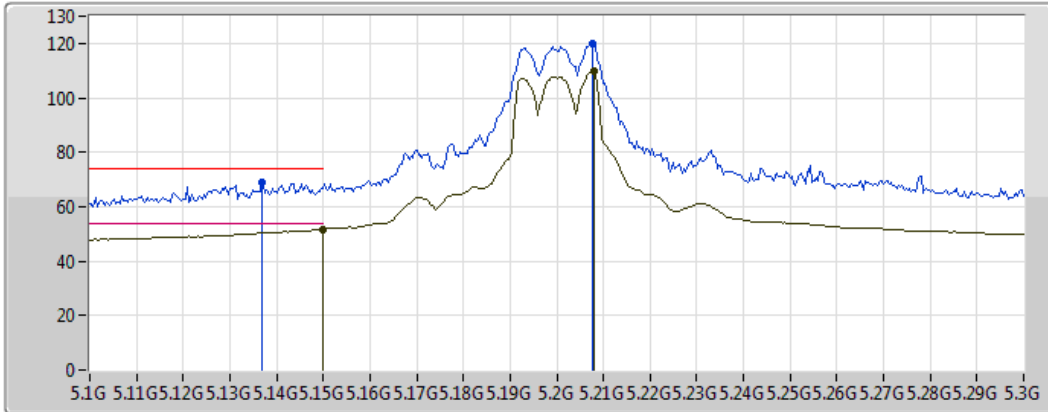
Type	Freq (Hz)	Level (dBuV/m)	Limit (dBuV/m)	Margin (dB)	Factor (dB)	Dist (m)	Condition	Azimuth (°)	Height (m)	Comments	Raw (dBuV)	AF (dB)	CL (dB)	PA (dB)
AV	10.359928G	48.88	54.00	-5.12	14.59	3	Horizontal	245	1.45	-	34.29	39.50	10.18	35.10
AV	15.5378G	48.77	54.00	-5.23	15.88	3	Horizontal	54	2.11	-	32.89	38.86	11.72	34.70
PK	10.356671G	63.00	74.00	-11.00	14.58	3	Horizontal	245	1.45	-	48.42	39.50	10.18	35.10
PK	15.53142G	64.79	74.00	-9.21	15.91	3	Horizontal	54	2.11	-	48.88	38.88	11.72	34.69



802.11a_Nss1,(6Mbps)_8TX

5200MHz_TX

10/04/2018



Lim.PK	
PK	
Lim.AV	
AV	

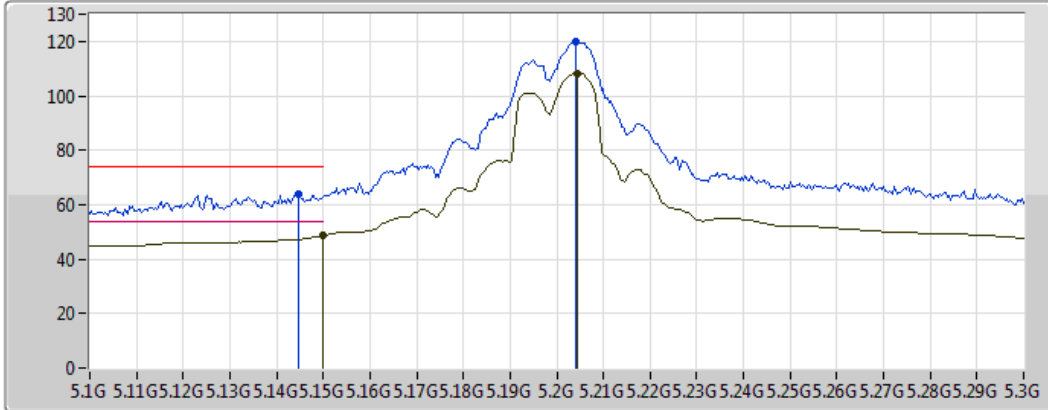
Type	Freq (Hz)	Level (dBuV/m)	Limit (dBuV/m)	Margin (dB)	Factor (dB)	Dist (m)	Condition	Azimuth (°)	Height (m)	Comments	Raw (dBuV)	AF (dB)	CL (dB)	PA (dB)
AV	5.149995G	51.68	54.00	-2.32	3.75	3	Vertical	68	1.65	-	47.93	31.66	6.64	34.55
AV	5.208G	109.93	Inf	-Inf	3.84	3	Vertical	68	1.65	-	106.09	31.68	6.71	34.55
PK	5.1368G	68.69	74.00	-5.31	3.72	3	Vertical	68	1.65	-	64.97	31.65	6.62	34.55
PK	5.2076G	120.06	Inf	-Inf	3.84	3	Vertical	68	1.65	-	116.22	31.68	6.71	34.55



802.11a_Nss1,(6Mbps)_8TX

5200MHz_TX

10/04/2018



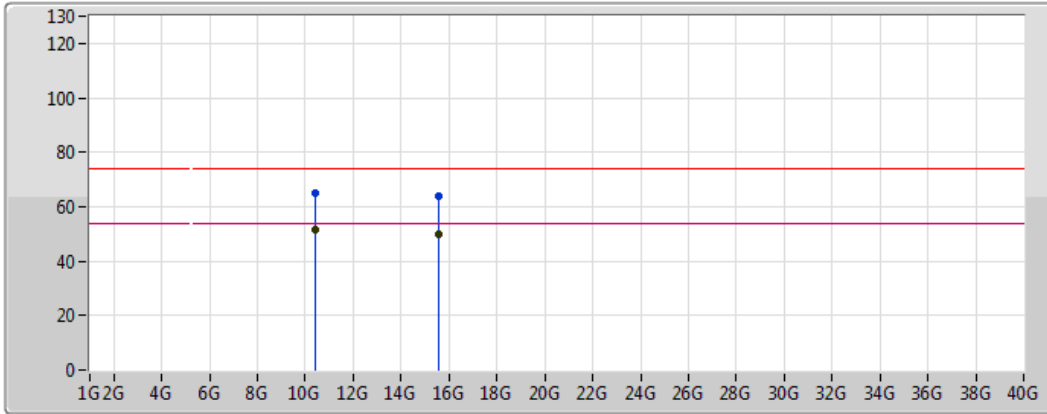
Type	Freq (Hz)	Level (dBuV/m)	Limit (dBuV/m)	Margin (dB)	Factor (dB)	Dist (m)	Condition	Azimuth (°)	Height (m)	Comments	Raw (dBuV)	AF (dB)	CL (dB)	PA (dB)
AV	5.149995G	48.62	54.00	-5.38	3.75	3	Horizontal	302	1.94	-	44.87	31.66	6.64	34.55
AV	5.2044G	108.42	Inf	-Inf	3.84	3	Horizontal	302	1.94	-	104.58	31.68	6.71	34.55
PK	5.1448G	63.67	74.00	-10.33	3.74	3	Horizontal	302	1.94	-	59.93	31.66	6.63	34.55
PK	5.204G	120.08	Inf	-Inf	3.84	3	Horizontal	302	1.94	-	116.24	31.68	6.70	34.55



802.11a_Nss1,(6Mbps)_8TX

5200MHz_TX

10/04/2018



Legend for the spectrum plot:

- Lim.PK: Red line with a sawtooth pattern
- PK: Blue line with a sawtooth pattern
- Lim.AV: Pink line with a sawtooth pattern
- AV: Black line with a sawtooth pattern

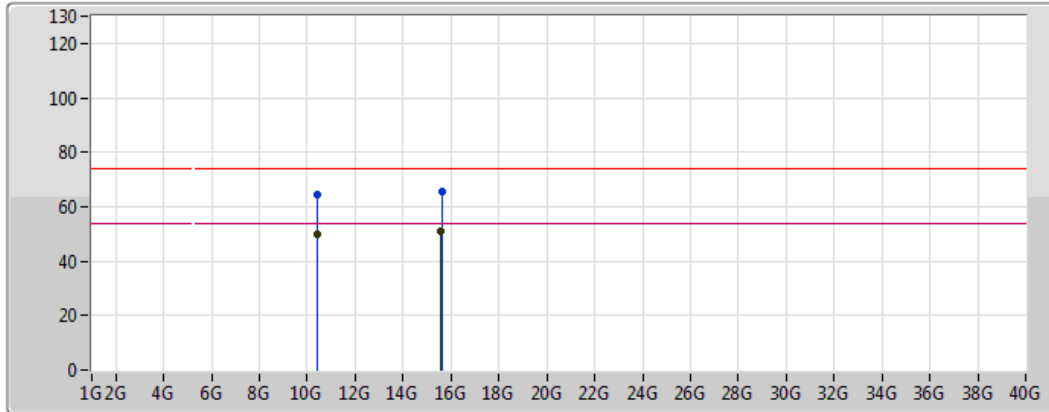
Type	Freq (Hz)	Level (dBuV/m)	Limit (dBuV/m)	Margin (dB)	Factor (dB)	Dist (m)	Condition	Azimuth (°)	Height (m)	Comments	Raw (dBuV)	AF (dB)	CL (dB)	PA (dB)
AV	10.40018G	51.58	54.00	-2.42	14.68	3	Vertical	356	3.19	-	36.90	39.56	10.19	35.07
AV	15.5997G	49.60	54.00	-4.40	15.58	3	Vertical	97	1.76	-	34.02	38.62	11.73	34.77
PK	10.40072G	65.25	74.00	-8.75	14.68	3	Vertical	356	3.19	-	50.57	39.56	10.19	35.07
PK	15.59988G	63.85	74.00	-10.15	15.58	3	Vertical	97	1.76	-	48.27	38.62	11.73	34.77



802.11a_Nss1,(6Mbps)_8TX

5200MHz_TX

10/04/2018



Lim.PK	
PK	
Lim.AV	
AV	

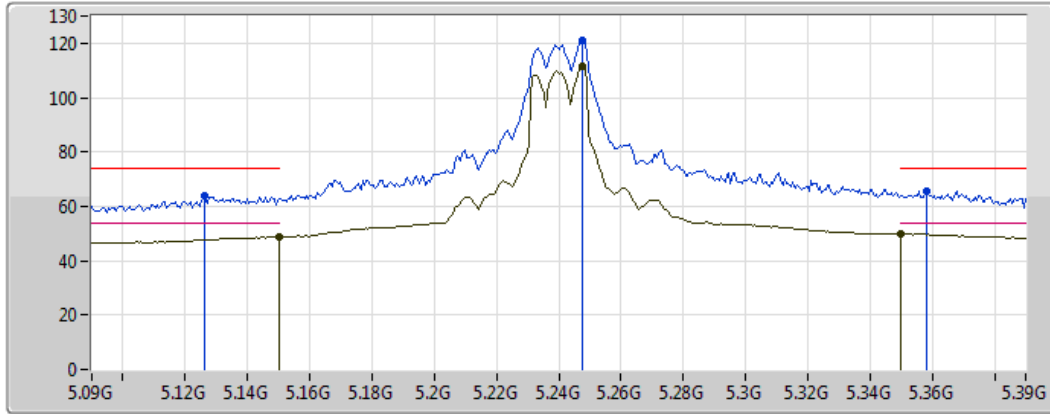
Type	Freq (Hz)	Level (dBuV/m)	Limit (dBuV/m)	Margin (dB)	Factor (dB)	Dist (m)	Condition	Azimuth (°)	Height (m)	Comments	Raw (dBuV)	AF (dB)	CL (dB)	PA (dB)
AV	10.39814G	50.06	54.00	-3.94	14.67	3	Horizontal	241	1.50	-	35.39	39.56	10.19	35.07
AV	15.59922G	51.22	54.00	-2.78	15.58	3	Horizontal	50	1.84	-	35.64	38.62	11.73	34.77
PK	10.39796G	64.71	74.00	-9.29	14.67	3	Horizontal	241	1.50	-	50.04	39.56	10.19	35.07
PK	15.60516G	65.77	74.00	-8.23	15.56	3	Horizontal	50	1.84	-	50.21	38.60	11.74	34.78



802.11a_Nss1,(6Mbps)_8TX

5240MHz_TX

10/04/2018



Legend for the spectrum plot:

- Lim.PK: Red line with a peak icon
- PK: Blue line with a peak icon
- Lim.AV: Red line with a valley icon
- AV: Green line with a valley icon

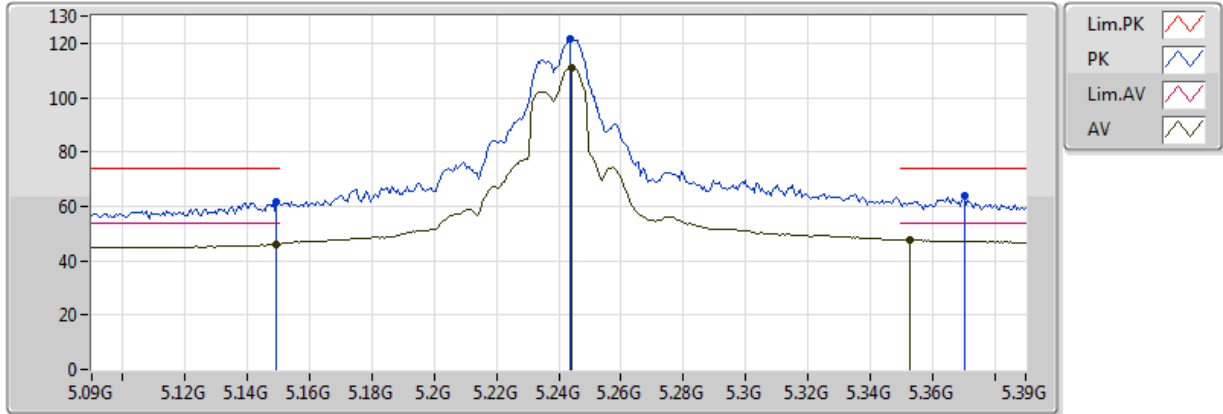
Type	Freq (Hz)	Level (dBuV/m)	Limit (dBuV/m)	Margin (dB)	Factor (dB)	Dist (m)	Condition	Azimuth (°)	Height (m)	Comments	Raw (dBuV)	AF (dB)	CL (dB)	PA (dB)
AV	5.149995G	48.75	54.00	-5.25	3.75	3	Vertical	71	1.61	-	45.00	31.66	6.64	34.55
AV	5.350005G	49.81	54.00	-4.19	4.08	3	Vertical	71	1.61	-	45.73	31.74	6.88	34.54
AV	5.2478G	111.74	Inf	-Inf	3.91	3	Vertical	71	1.61	-	107.83	31.70	6.76	34.55
PK	5.126G	63.65	74.00	-10.35	3.71	3	Vertical	71	1.61	-	59.94	31.65	6.61	34.55
PK	5.3582G	65.80	74.00	-8.20	4.09	3	Vertical	71	1.61	-	61.71	31.74	6.89	34.54
PK	5.2478G	120.93	Inf	-Inf	3.91	3	Vertical	71	1.61	-	117.02	31.70	6.76	34.55



802.11a_Nss1,(6Mbps)_8TX

5240MHz_TX

10/04/2018



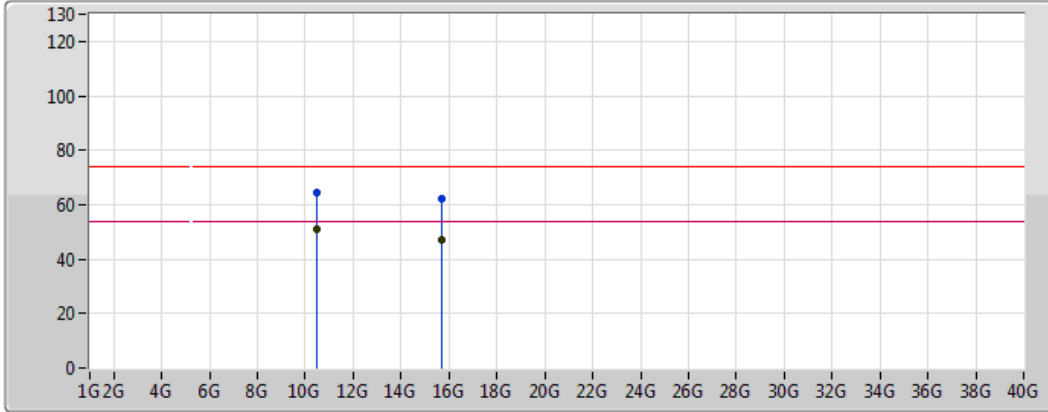
Type	Freq (Hz)	Level (dBuV/m)	Limit (dBuV/m)	Margin (dB)	Factor (dB)	Dist (m)	Condition	Azimuth (°)	Height (m)	Comments	Raw (dBuV)	AF (dB)	CL (dB)	PA (dB)
AV	5.1494G	46.09	54.00	-7.91	3.75	3	Horizontal	298	1.99	-	42.34	31.66	6.64	34.55
AV	5.3528G	47.62	54.00	-6.38	4.08	3	Horizontal	298	1.99	-	43.54	31.74	6.88	34.54
AV	5.2442G	110.93	Inf	-Inf	3.91	3	Horizontal	298	1.99	-	107.02	31.70	6.75	34.55
PK	5.1494G	61.70	74.00	-12.30	3.75	3	Horizontal	298	1.99	-	57.95	31.66	6.64	34.55
PK	5.3702G	63.60	74.00	-10.40	4.11	3	Horizontal	298	1.99	-	59.49	31.75	6.90	34.54
PK	5.2436G	121.62	Inf	-Inf	3.90	3	Horizontal	298	1.99	-	117.72	31.70	6.75	34.55



802.11a_Nss1,(6Mbps)_8TX

5240MHz_TX

10/04/2018



Legend for the graph:

- Lim.PK: Red line with a zigzag pattern
- PK: Blue line with a zigzag pattern
- Lim.AV: Magenta line with a zigzag pattern
- AV: Black line with a zigzag pattern

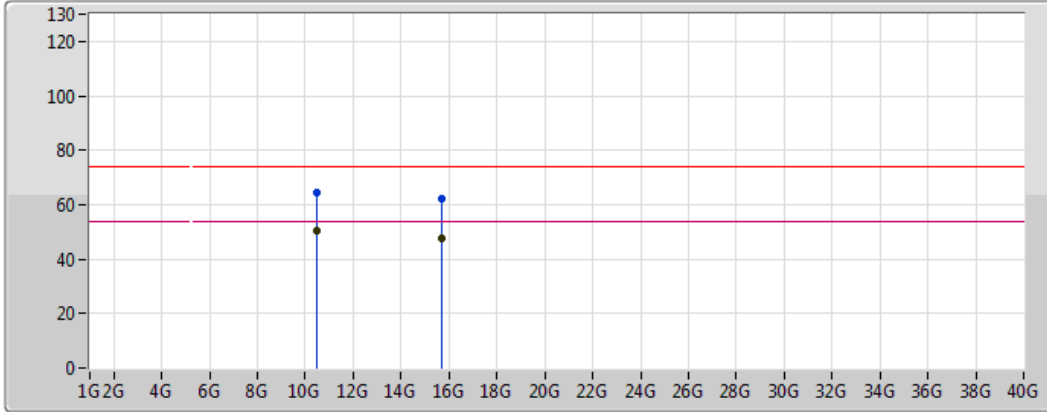
Type	Freq (Hz)	Level (dBuV/m)	Limit (dBuV/m)	Margin (dB)	Factor (dB)	Dist (m)	Condition	Azimuth (°)	Height (m)	Comments	Raw (dBuV)	AF (dB)	CL (dB)	PA (dB)
AV	10.48G	51.05	54.00	-2.95	14.86	3	Vertical	237	1.59	-	36.19	39.67	10.19	35.01
AV	15.71964G	47.06	54.00	-6.94	15.01	3	Vertical	99	1.74	-	32.05	38.17	11.76	34.92
PK	10.48036G	64.55	74.00	-9.45	14.86	3	Vertical	237	1.59	-	49.69	39.67	10.19	35.01
PK	15.7209G	62.09	74.00	-11.91	15.01	3	Vertical	99	1.74	-	47.08	38.16	11.76	34.92



802.11a_Nss1,(6Mbps)_8TX

5240MHz_TX

10/04/2018



Lim.PK	
PK	
Lim.AV	
AV	

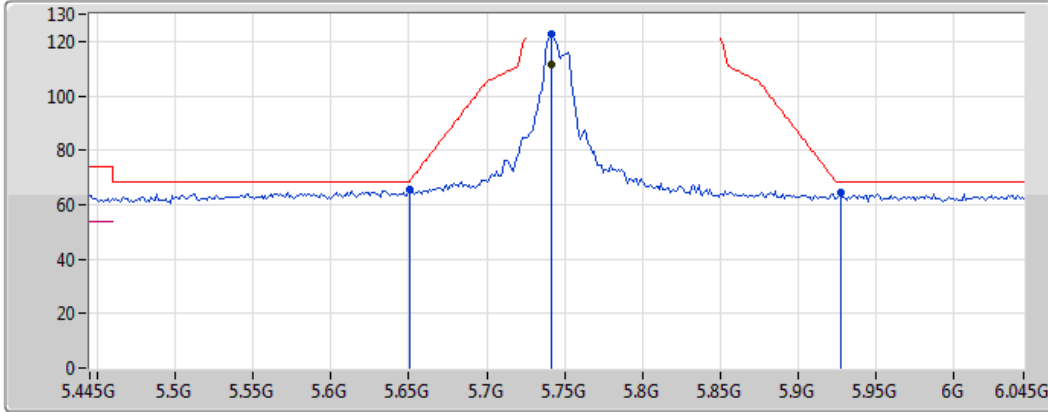
Type	Freq (Hz)	Level (dBuV/m)	Limit (dBuV/m)	Margin (dB)	Factor (dB)	Dist (m)	Condition	Azimuth (°)	Height (m)	Comments	Raw (dBuV)	AF (dB)	CL (dB)	PA (dB)
AV	10.48012G	50.31	54.00	-3.69	14.86	3	Horizontal	99	1.50	-	35.45	39.67	10.19	35.01
AV	15.71922G	47.47	54.00	-6.53	15.01	3	Horizontal	51	1.88	-	32.46	38.17	11.76	34.92
PK	10.47874G	64.23	74.00	-9.77	14.85	3	Horizontal	99	1.50	-	49.38	39.67	10.19	35.01
PK	15.71892G	62.28	74.00	-11.72	15.02	3	Horizontal	51	1.88	-	47.26	38.17	11.76	34.92



802.11a_Nss1,(6Mbps)_8TX

5745MHz_TX

10/04/2018



Legend for the spectrum plot:

- Lim.PK: Red line with a peak icon
- PK: Blue line with a peak icon
- Lim.AV: Red line with a valley icon
- AV: Blue line with a valley icon

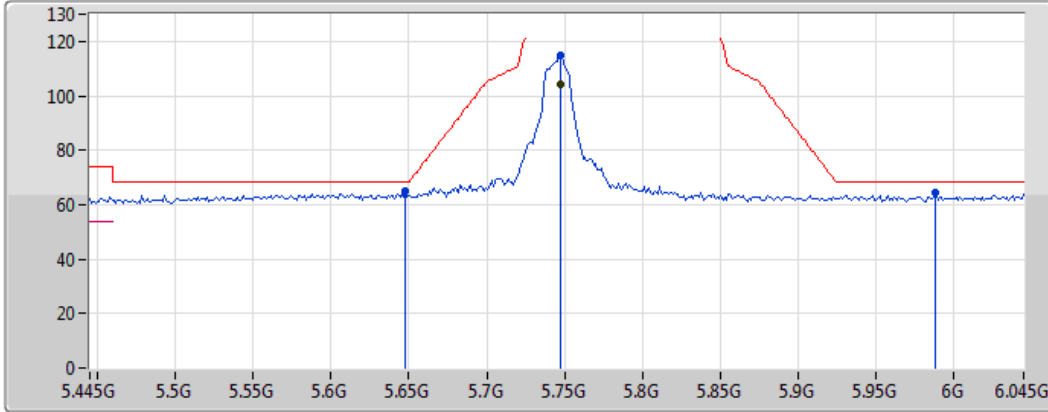
Type	Freq (Hz)	Level (dBuV/m)	Limit (dBuV/m)	Margin (dB)	Factor (dB)	Dist (m)	Condition	Azimuth (°)	Height (m)	Comments	Raw (dBuV)	AF (dB)	CL (dB)	PA (dB)
AV	5.7414G	111.33	Inf	-Inf	4.74	3	Vertical	79	1.77	-	106.59	32.19	7.17	34.61
PK	5.6502G	65.60	68.35	-2.75	4.58	3	Vertical	79	1.77	-	61.02	32.04	7.13	34.59
PK	5.7414G	122.80	Inf	-Inf	4.74	3	Vertical	79	1.77	-	118.06	32.19	7.17	34.61
PK	5.9274G	64.53	68.20	-3.67	5.07	3	Vertical	79	1.77	-	59.46	32.48	7.25	34.66



802.11a_Nss1,(6Mbps)_8TX

5745MHz_TX

10/04/2018



Legend for the spectrum plot:

- Lim.PK: Red line with a peak symbol
- PK: Blue line with a peak symbol
- Lim.AV: Red line with a flat symbol
- AV: Blue line with a flat symbol

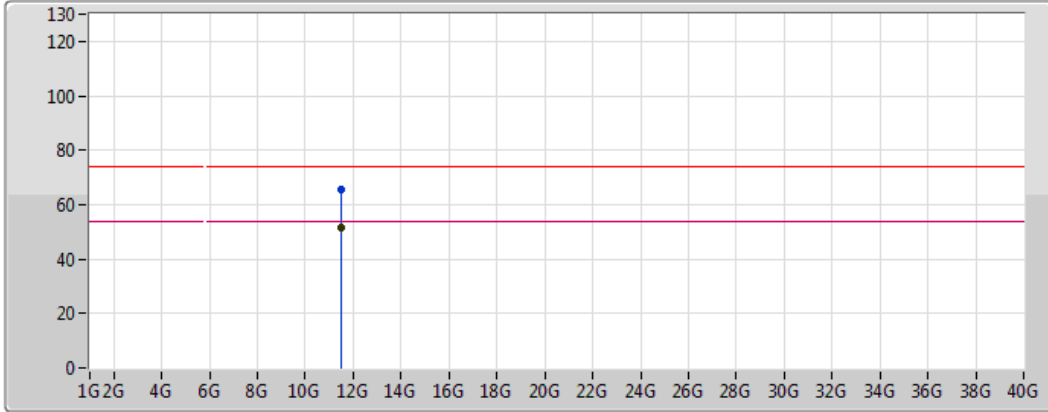
Type	Freq (Hz)	Level (dBuV/m)	Limit (dBuV/m)	Margin (dB)	Factor (dB)	Dist (m)	Condition	Azimuth (°)	Height (m)	Comments	Raw (dBuV)	AF (dB)	CL (dB)	PA (dB)
AV	5.7474G	104.49	Inf	-Inf	4.76	3	Horizontal	136	1.75	-	99.73	32.20	7.17	34.61
PK	5.6478G	64.74	68.20	-3.46	4.58	3	Horizontal	136	1.75	-	60.16	32.04	7.12	34.58
PK	5.7474G	114.91	Inf	-Inf	4.76	3	Horizontal	136	1.75	-	110.15	32.20	7.17	34.61
PK	5.9886G	64.30	68.20	-3.90	5.18	3	Horizontal	136	1.75	-	59.12	32.58	7.28	34.68



802.11a_Nss1,(6Mbps)_8TX

5745MHz_TX

10/04/2018



Lim.PK	
PK	
Lim.AV	
AV	

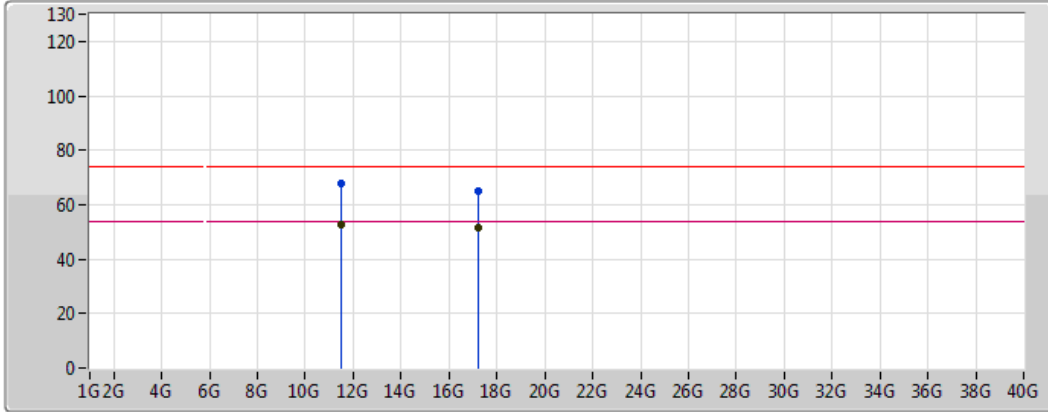
Type	Freq (Hz)	Level (dBuV/m)	Limit (dBuV/m)	Margin (dB)	Factor (dB)	Dist (m)	Condition	Azimuth (°)	Height (m)	Comments	Raw (dBuV)	AF (dB)	CL (dB)	PA (dB)
AV	11.48694G	51.68	54.00	-2.32	15.36	3	Vertical	120	1.54	-	36.32	39.72	10.34	34.70
PK	11.4879G	65.35	74.00	-8.65	15.36	3	Vertical	120	1.54	-	49.99	39.72	10.34	34.70



802.11a_Nss1,(6Mbps)_8TX

5745MHz_TX

10/04/2018



Lim.PK	
PK	
Lim.AV	
AV	

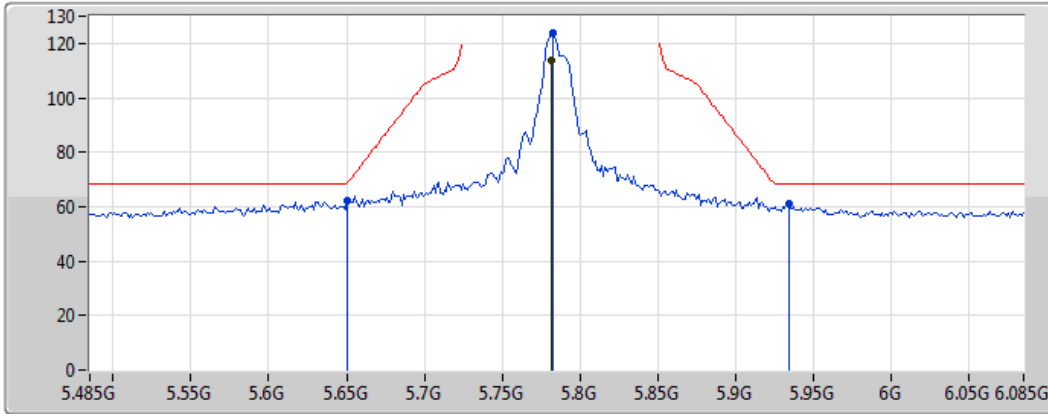
Type	Freq (Hz)	Level (dBuV/m)	Limit (dBuV/m)	Margin (dB)	Factor (dB)	Dist (m)	Condition	Azimuth (°)	Height (m)	Comments	Raw (dBuV)	AF (dB)	CL (dB)	PA (dB)
AV	11.48682G	52.53	54.00	-1.47	15.36	3	Horizontal	111	1.63	-	37.17	39.72	10.34	34.70
AV	17.2432G	51.44	54.00	-2.56	20.37	3	Horizontal	160	1.41	-	31.07	41.65	12.56	33.85
PK	11.4864G	67.59	74.00	-6.41	15.36	3	Horizontal	111	1.63	-	52.23	39.72	10.34	34.70
PK	17.2454G	64.88	74.00	-9.12	20.38	3	Horizontal	160	1.41	-	44.50	41.67	12.57	33.85



802.11a_Nss1,(6Mbps)_8TX

5785MHz_TX

10/04/2018



Legend for the spectrum plot:

- Lim.PK: Red line with a peak icon
- PK: Blue line with a peak icon
- Lim.AV: Red line with a valley icon
- AV: Blue line with a valley icon

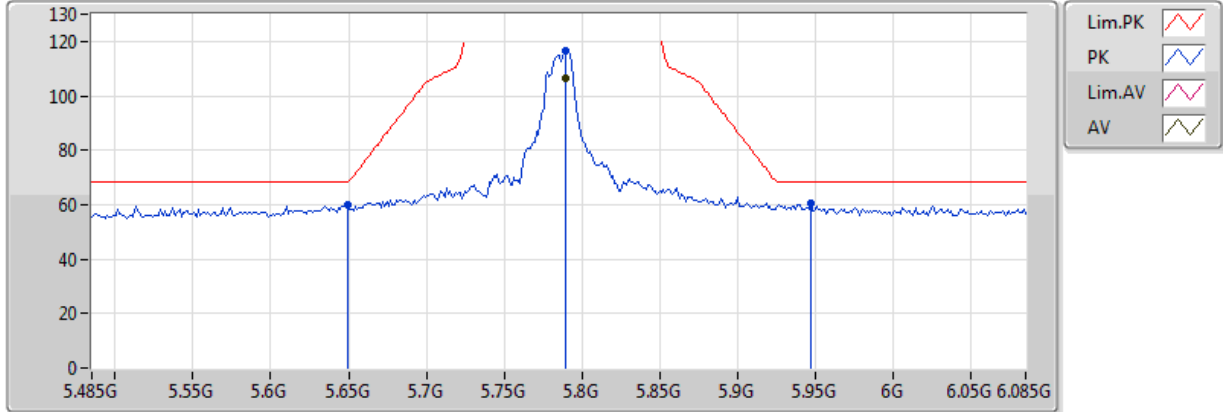
Type	Freq (Hz)	Level (dBuV/m)	Limit (dBuV/m)	Margin (dB)	Factor (dB)	Dist (m)	Condition	Azimuth (°)	Height (m)	Comments	Raw (dBuV)	AF (dB)	CL (dB)	PA (dB)
AV	5.7814G	113.71	Inf	-Inf	4.82	3	Vertical	80	1.75	-	108.89	32.25	7.18	34.62
PK	5.6506G	62.40	68.64	-6.24	4.58	3	Vertical	80	1.75	-	57.82	32.04	7.13	34.59
PK	5.9338G	60.80	68.20	-7.40	5.08	3	Vertical	80	1.75	-	55.72	32.49	7.25	34.66
PK	5.7826G	123.74	Inf	-Inf	4.82	3	Vertical	80	1.75	-	118.92	32.25	7.18	34.62



802.11a_Nss1,(6Mbps)_8TX

5785MHz_TX

10/04/2018



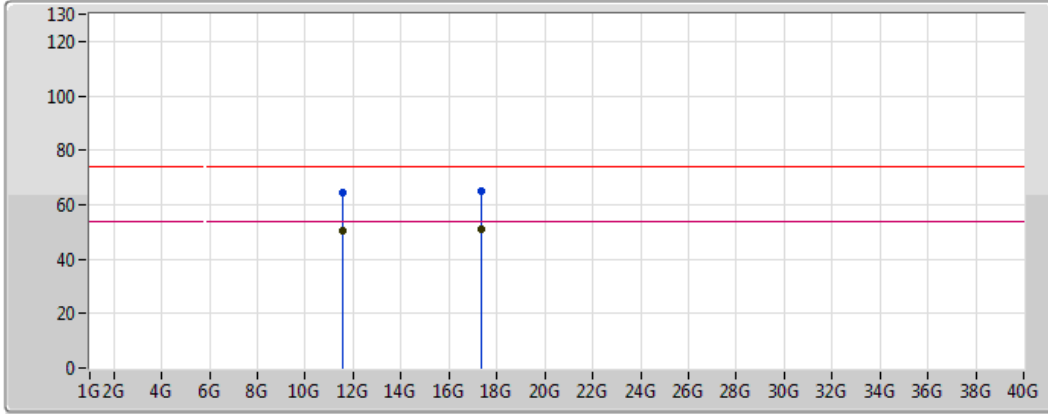
Type	Freq (Hz)	Level (dBuV/m)	Limit (dBuV/m)	Margin (dB)	Factor (dB)	Dist (m)	Condition	Azimuth (°)	Height (m)	Comments	Raw (dBuV)	AF (dB)	CL (dB)	PA (dB)
AV	5.7898G	106.51	Inf	-Inf	4.83	3	Horizontal	134	3.18	-	101.68	32.26	7.19	34.62
PK	5.6494G	59.87	68.20	-8.33	4.58	3	Horizontal	134	3.18	-	55.29	32.04	7.12	34.58
PK	5.947G	60.32	68.20	-7.88	5.12	3	Horizontal	134	3.18	-	55.20	32.52	7.26	34.66
PK	5.7898G	116.63	Inf	-Inf	4.83	3	Horizontal	134	3.18	-	111.80	32.26	7.19	34.62



802.11a_Nss1,(6Mbps)_8TX

5785MHz_TX

10/04/2018



Legend for the graph:

- Lim.PK: Red line with a red zigzag icon
- PK: Blue line with a blue zigzag icon
- Lim.AV: Pink line with a pink zigzag icon
- AV: Black line with a black zigzag icon

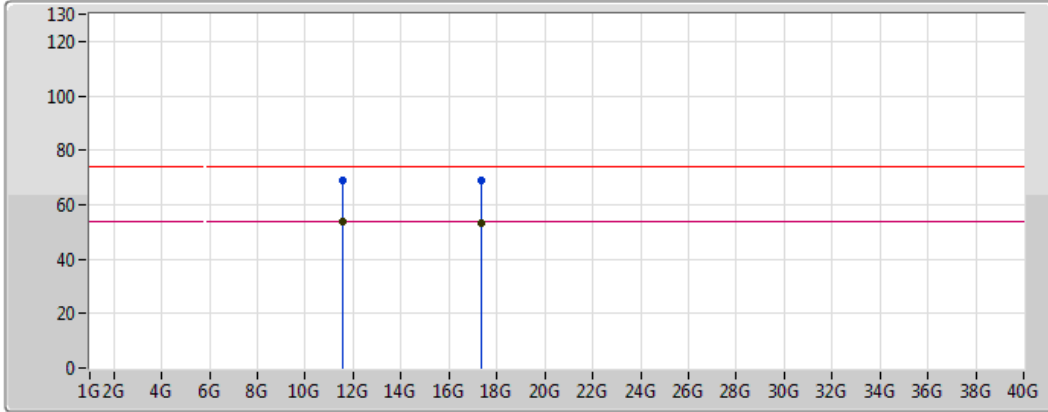
Type	Freq (Hz)	Level (dBuV/m)	Limit (dBuV/m)	Margin (dB)	Factor (dB)	Dist (m)	Condition	Azimuth (°)	Height (m)	Comments	Raw (dBuV)	AF (dB)	CL (dB)	PA (dB)
AV	11.56742G	50.19	54.00	-3.81	15.25	3	Vertical	124	1.59	-	34.94	39.61	10.36	34.72
AV	17.3616G	51.08	54.00	-2.92	21.17	3	Vertical	56	1.50	-	29.91	42.46	12.62	33.91
PK	11.5664G	64.52	74.00	-9.48	15.25	3	Vertical	124	1.59	-	49.27	39.61	10.36	34.72
PK	17.36058G	65.04	74.00	-8.96	21.17	3	Vertical	56	1.50	-	43.87	42.45	12.62	33.91



802.11a_Nss1,(6Mbps)_8TX

5785MHz_TX

10/04/2018



Legend:

- Lim.PK (Red line)
- PK (Blue line)
- Lim.AV (Magenta line)
- AV (Black line)

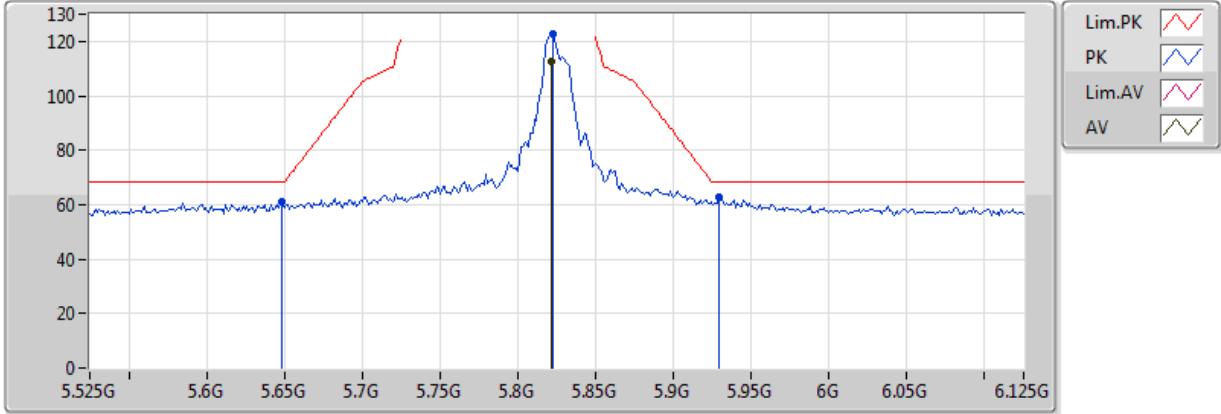
Type	Freq (Hz)	Level (dBuV/m)	Limit (dBuV/m)	Margin (dB)	Factor (dB)	Dist (m)	Condition	Azimuth (°)	Height (m)	Comments	Raw (dBuV)	AF (dB)	CL (dB)	PA (dB)
AV	11.5667G	53.78	54.00	-0.22	15.25	3	Horizontal	115	1.66	-	38.53	39.61	10.36	34.72
AV	17.36106G	52.97	54.00	-1.03	21.17	3	Horizontal	63	1.49	-	31.80	42.46	12.62	33.91
PK	11.56628G	68.93	74.00	-5.07	15.25	3	Horizontal	115	1.66	-	53.68	39.61	10.36	34.72
PK	17.36124G	68.78	74.00	-5.22	21.17	3	Horizontal	63	1.49	-	47.61	42.46	12.62	33.91



802.11a_Nss1,(6Mbps)_8TX

5825MHz_TX

11/04/2018



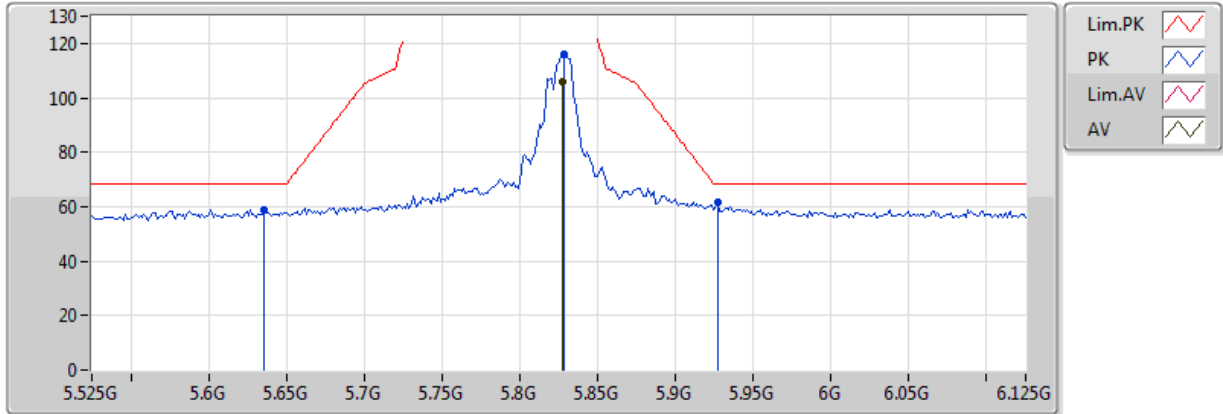
Type	Freq (Hz)	Level (dBuV/m)	Limit (dBuV/m)	Margin (dB)	Factor (dB)	Dist (m)	Condition	Azimuth (°)	Height (m)	Comments	Raw (dBuV)	AF (dB)	CL (dB)	PA (dB)
AV	5.8214G	112.83	Inf	-Inf	4.89	3	Vertical	82	1.62	-	107.94	32.31	7.20	34.63
PK	5.6486G	60.97	68.20	-7.23	4.58	3	Vertical	82	1.62	-	56.39	32.04	7.12	34.58
PK	5.9294G	62.56	68.20	-5.64	5.08	3	Vertical	82	1.62	-	57.48	32.49	7.25	34.66
PK	5.8226G	122.53	Inf	-Inf	4.89	3	Vertical	82	1.62	-	117.64	32.32	7.20	34.63



802.11a_Nss1,(6Mbps)_8TX

5825MHz_TX

11/04/2018



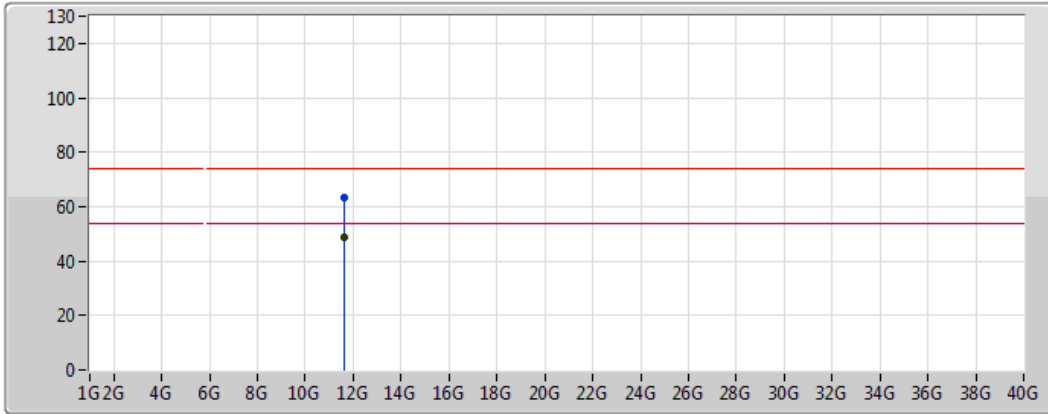
Type	Freq (Hz)	Level (dBuV/m)	Limit (dBuV/m)	Margin (dB)	Factor (dB)	Dist (m)	Condition	Azimuth (°)	Height (m)	Comments	Raw (dBuV)	AF (dB)	CL (dB)	PA (dB)
AV	5.8274G	105.89	Inf	-Inf	4.90	3	Horizontal	71	1.75	-	100.99	32.32	7.20	34.63
PK	5.6354G	59.05	68.20	-9.15	4.56	3	Horizontal	71	1.75	-	54.49	32.02	7.12	34.58
PK	5.927G	61.37	68.20	-6.83	5.07	3	Horizontal	71	1.75	-	56.30	32.48	7.25	34.66
PK	5.8286G	115.97	Inf	-Inf	4.90	3	Horizontal	71	1.75	-	111.07	32.33	7.20	34.63



802.11a_Nss1,(6Mbps)_8TX

5825MHz_TX

11/04/2018



Lim.PK	
PK	
Lim.AV	
AV	

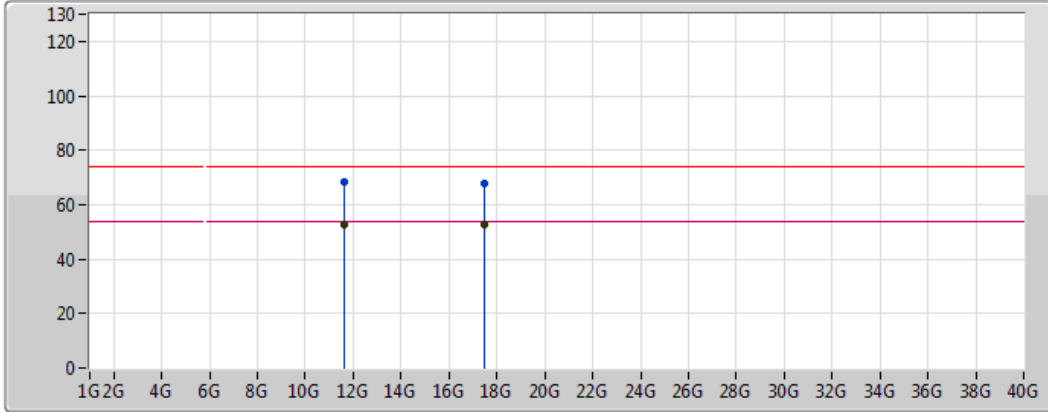
Type	Freq (Hz)	Level (dBuV/m)	Limit (dBuV/m)	Margin (dB)	Factor (dB)	Dist (m)	Condition	Azimuth (°)	Height (m)	Comments	Raw (dBuV)	AF (dB)	CL (dB)	PA (dB)
AV	11.64688G	48.47	54.00	-5.53	15.14	3	Vertical	123	1.50	-	33.33	39.49	10.38	34.74
PK	11.64634G	63.32	74.00	-10.68	15.14	3	Vertical	123	1.50	-	48.18	39.50	10.38	34.74



802.11a_Nss1,(6Mbps)_8TX

5825MHz_TX

11/04/2018



Legend for the spectrum plot:

- Lim.PK: Red line with a red zigzag icon
- PK: Blue line with a blue zigzag icon
- Lim.AV: Pink line with a pink zigzag icon
- AV: Black line with a black zigzag icon

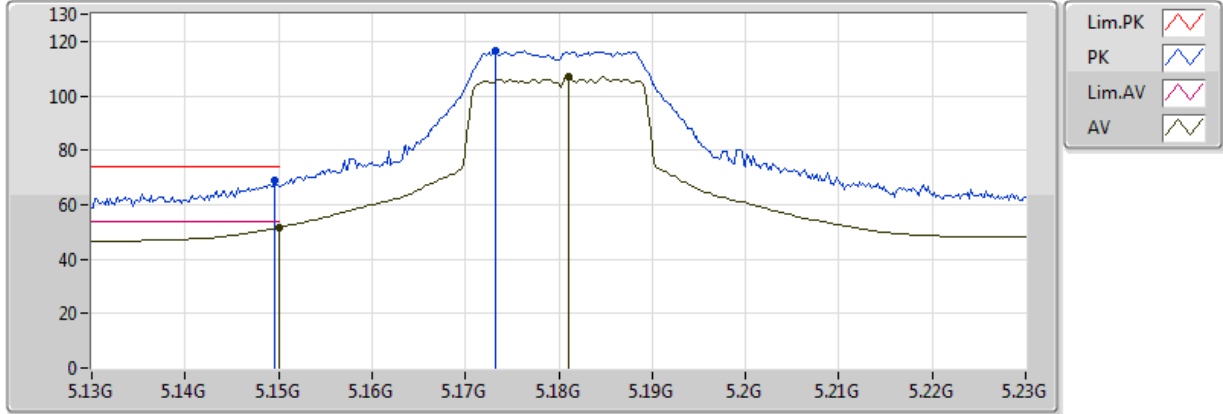
Type	Freq (Hz)	Level (dBuV/m)	Limit (dBuV/m)	Margin (dB)	Factor (dB)	Dist (m)	Condition	Azimuth (°)	Height (m)	Comments	Raw (dBuV)	AF (dB)	CL (dB)	PA (dB)
AV	11.64694G	52.80	54.00	-1.20	15.14	3	Horizontal	117	1.64	-	37.66	39.49	10.38	34.74
AV	17.4795G	52.86	54.00	-1.14	21.98	3	Horizontal	68	1.54	-	30.88	43.26	12.68	33.96
PK	11.64634G	68.18	74.00	-5.82	15.14	3	Horizontal	117	1.64	-	53.04	39.50	10.38	34.74
PK	17.481G	68.07	74.00	-5.93	21.99	3	Horizontal	68	1.54	-	46.08	43.27	12.68	33.96



802.11ac VHT20_Nss1,(MCS0)_8TX

5180MHz_TX

11/04/2018



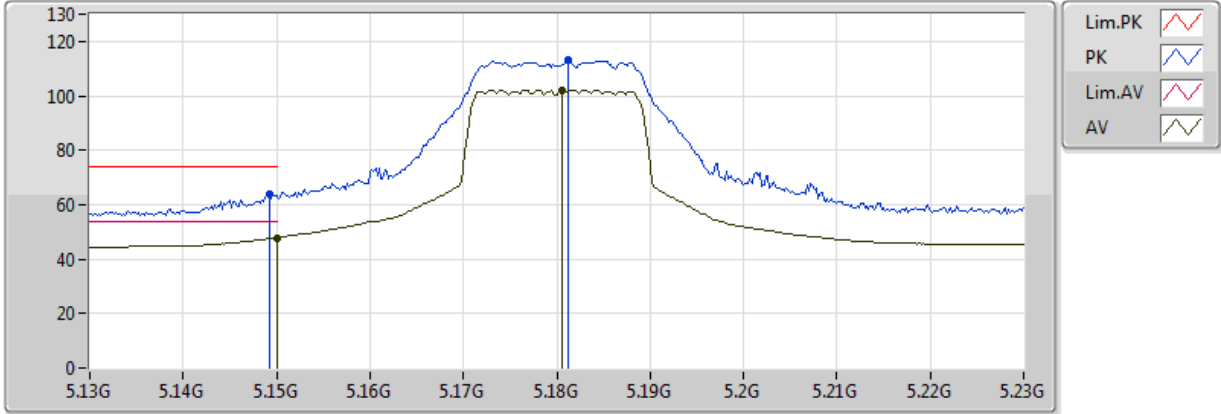
Type	Freq (Hz)	Level (dBuV/m)	Limit (dBuV/m)	Margin (dB)	Factor (dB)	Dist (m)	Condition	Azimuth (°)	Height (m)	Comments	Raw (dBuV)	AF (dB)	CL (dB)	PA (dB)
AV	5.149995G	51.63	54.00	-2.37	3.75	3	Vertical	63	1.75	-	47.88	31.66	6.64	34.55
AV	5.181G	107.10	Inf	-Inf	3.80	3	Vertical	63	1.75	-	103.30	31.67	6.68	34.55
PK	5.1496G	69.20	74.00	-4.80	3.75	3	Vertical	63	1.75	-	65.45	31.66	6.64	34.55
PK	5.1732G	116.57	Inf	-Inf	3.79	3	Vertical	63	1.75	-	112.78	31.67	6.67	34.55



802.11ac VHT20_Nss1,(MCS0)_8TX

5180MHz_TX

11/04/2018



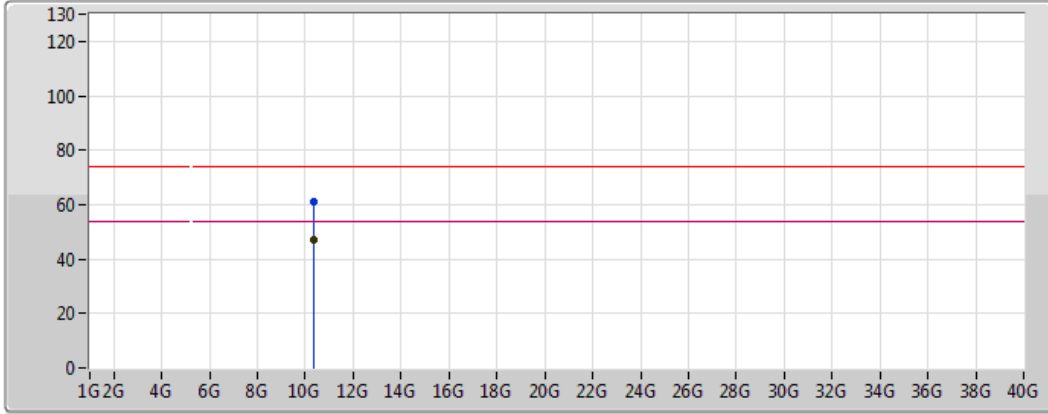
Type	Freq (Hz)	Level (dBuV/m)	Limit (dBuV/m)	Margin (dB)	Factor (dB)	Dist (m)	Condition	Azimuth (°)	Height (m)	Comments	Raw (dBuV)	AF (dB)	CL (dB)	PA (dB)
AV	5.149995G	47.88	54.00	-6.12	3.75	3	Horizontal	267	1.68	-	44.13	31.66	6.64	34.55
AV	5.1806G	102.25	Inf	-Inf	3.80	3	Horizontal	267	1.68	-	98.45	31.67	6.68	34.55
PK	5.1492G	64.06	74.00	-9.94	3.75	3	Horizontal	267	1.68	-	60.31	31.66	6.64	34.55
PK	5.1812G	112.96	Inf	-Inf	3.80	3	Horizontal	267	1.68	-	109.16	31.67	6.68	34.55



802.11ac VHT20_Nss1,(MCS0)_8TX

5180MHz_TX

11/04/2018



Lim.PK	
PK	
Lim.AV	
AV	

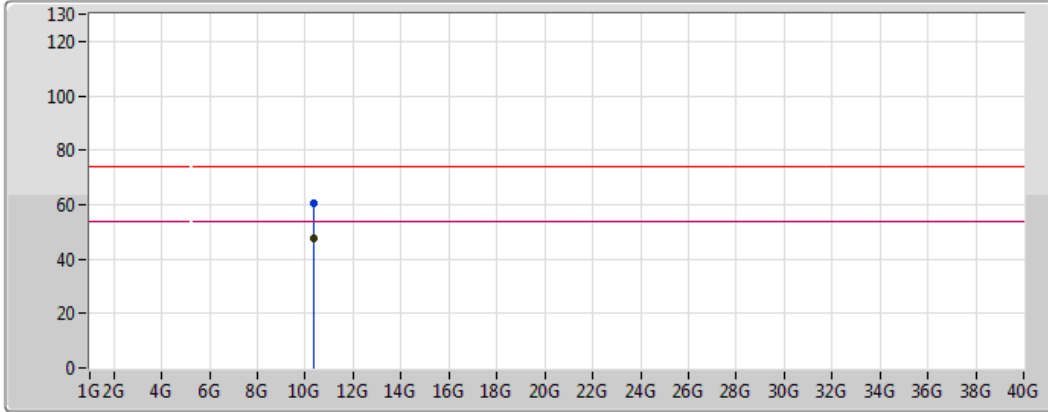
Type	Freq (Hz)	Level (dBuV/m)	Limit (dBuV/m)	Margin (dB)	Factor (dB)	Dist (m)	Condition	Azimuth (°)	Height (m)	Comments	Raw (dBuV)	AF (dB)	CL (dB)	PA (dB)
AV	10.36G	46.86	54.00	-7.14	14.59	3	Vertical	314	2.42	-	32.27	39.50	10.18	35.10
PK	10.359501G	61.19	74.00	-12.81	14.59	3	Vertical	314	2.42	-	46.60	39.50	10.18	35.10



802.11ac VHT20_Nss1,(MCS0)_8TX

5180MHz_TX

11/04/2018



Legend:

- Lim.PK
- PK
- Lim.AV
- AV

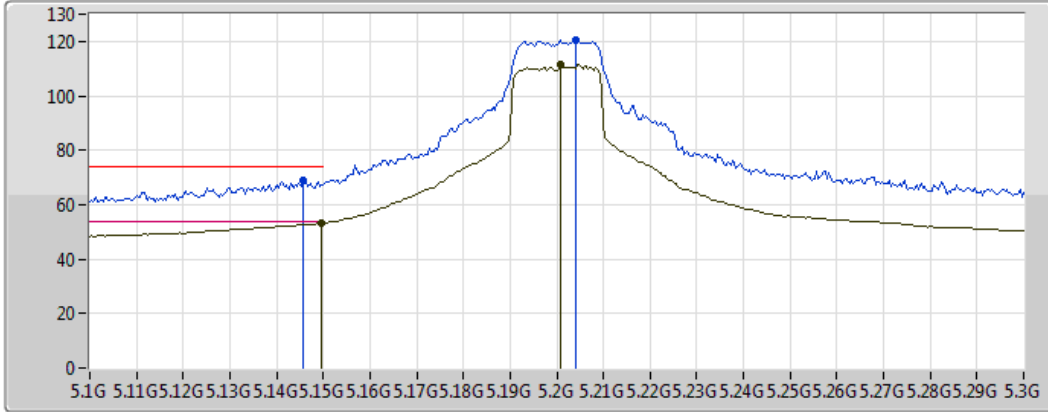
Type	Freq (Hz)	Level (dBuV/m)	Limit (dBuV/m)	Margin (dB)	Factor (dB)	Dist (m)	Condition	Azimuth (°)	Height (m)	Comments	Raw (dBuV)	AF (dB)	CL (dB)	PA (dB)
AV	10.36004G	47.47	54.00	-6.53	14.59	3	Horizontal	246	1.45	-	32.88	39.50	10.18	35.10
PK	10.359681G	60.59	74.00	-13.41	14.59	3	Horizontal	246	1.45	-	46.00	39.50	10.18	35.10



802.11ac VHT20_Nss1,(MCS0)_8TX

5200MHz_TX

11/04/2018



Legend for the spectrum plot:

- Lim.PK: Red line with a peak icon
- PK: Blue line with a peak icon
- Lim.AV: Red line with a flat icon
- AV: Green line with a flat icon

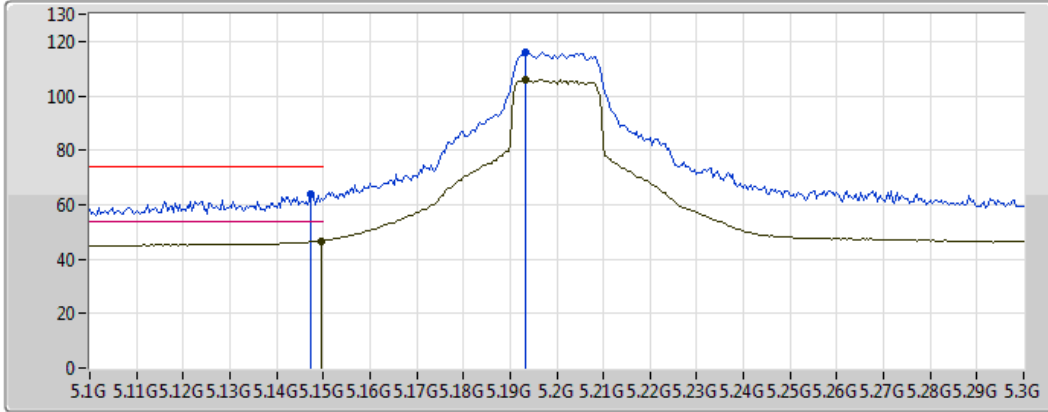
Type	Freq (Hz)	Level (dBuV/m)	Limit (dBuV/m)	Margin (dB)	Factor (dB)	Dist (m)	Condition	Azimuth (°)	Height (m)	Comments	Raw (dBuV)	AF (dB)	CL (dB)	PA (dB)
AV	5.1496G	53.10	54.00	-0.90	3.75	3	Vertical	65	1.68	-	49.35	31.66	6.64	34.55
AV	5.2008G	111.71	Inf	-Inf	3.83	3	Vertical	65	1.68	-	107.88	31.68	6.70	34.55
PK	5.1456G	68.71	74.00	-5.29	3.74	3	Vertical	65	1.68	-	64.97	31.66	6.63	34.55
PK	5.204G	120.28	Inf	-Inf	3.84	3	Vertical	65	1.68	-	116.44	31.68	6.70	34.55



802.11ac VHT20_Nss1,(MCS0)_8TX

5200MHz_TX

11/04/2018



Lim.PK	
PK	
Lim.AV	
AV	

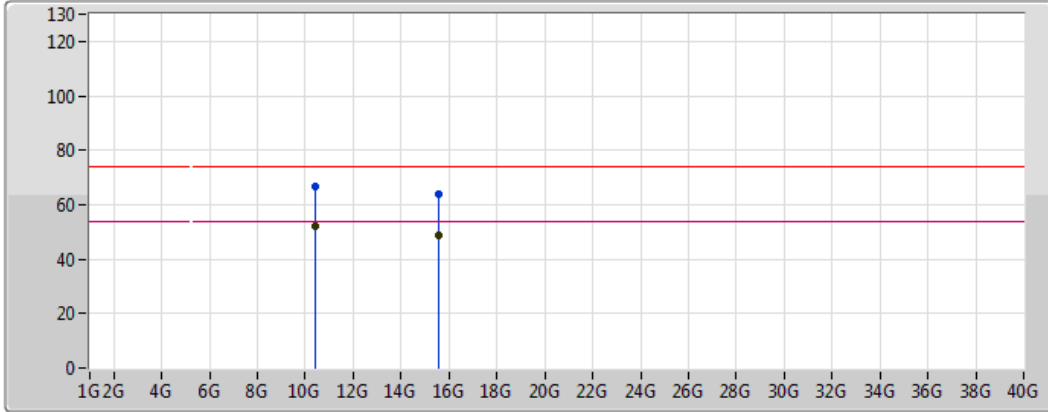
Type	Freq (Hz)	Level (dBuV/m)	Limit (dBuV/m)	Margin (dB)	Factor (dB)	Dist (m)	Condition	Azimuth (°)	Height (m)	Comments	Raw (dBuV)	AF (dB)	CL (dB)	PA (dB)
AV	5.1496G	46.77	54.00	-7.23	3.75	3	Horizontal	269	1.62	-	43.02	31.66	6.64	34.55
AV	5.1932G	105.96	Inf	-Inf	3.82	3	Horizontal	269	1.62	-	102.14	31.68	6.69	34.55
PK	5.1472G	63.61	74.00	-10.39	3.75	3	Horizontal	269	1.62	-	59.86	31.66	6.64	34.55
PK	5.1932G	116.25	Inf	-Inf	3.82	3	Horizontal	269	1.62	-	112.43	31.68	6.69	34.55



802.11ac VHT20_Nss1,(MCS0)_8TX

5200MHz_TX

11/04/2018



Lim.PK	
PK	
Lim.AV	
AV	

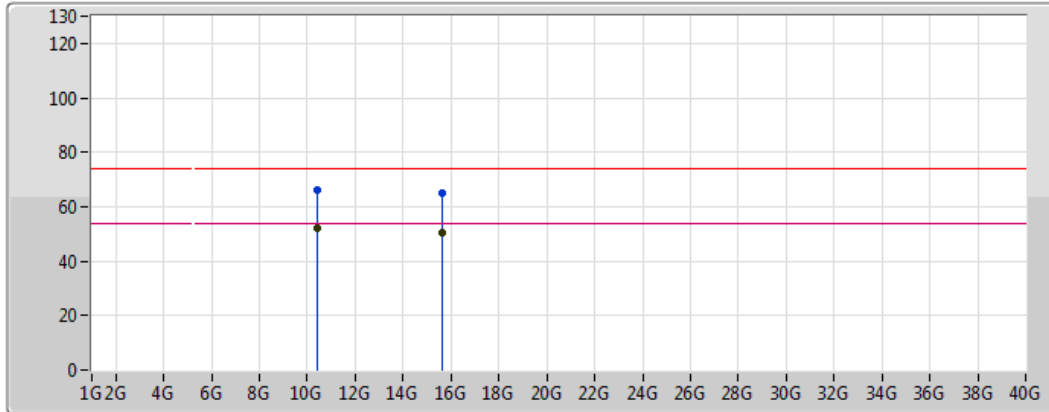
Type	Freq (Hz)	Level (dBuV/m)	Limit (dBuV/m)	Margin (dB)	Factor (dB)	Dist (m)	Condition	Azimuth (°)	Height (m)	Comments	Raw (dBuV)	AF (dB)	CL (dB)	PA (dB)
AV	10.400399G	52.21	54.00	-1.79	14.68	3	Vertical	237	1.48	-	37.53	39.56	10.19	35.07
AV	15.6002G	48.82	54.00	-5.18	15.58	3	Vertical	94	3.18	-	33.24	38.62	11.73	34.77
PK	10.400699G	66.51	74.00	-7.49	14.68	3	Vertical	237	1.48	-	51.83	39.56	10.19	35.07
PK	15.595609G	63.89	74.00	-10.11	15.60	3	Vertical	94	3.18	-	48.29	38.64	11.73	34.77



802.11ac VHT20_Nss1,(MCS0)_8TX

5200MHz_TX

11/04/2018



Legend for the spectrum plot:

- Lim.PK: Red line with a red zigzag icon
- PK: Blue line with a blue zigzag icon
- Lim.AV: Pink line with a pink zigzag icon
- AV: Black line with a black zigzag icon

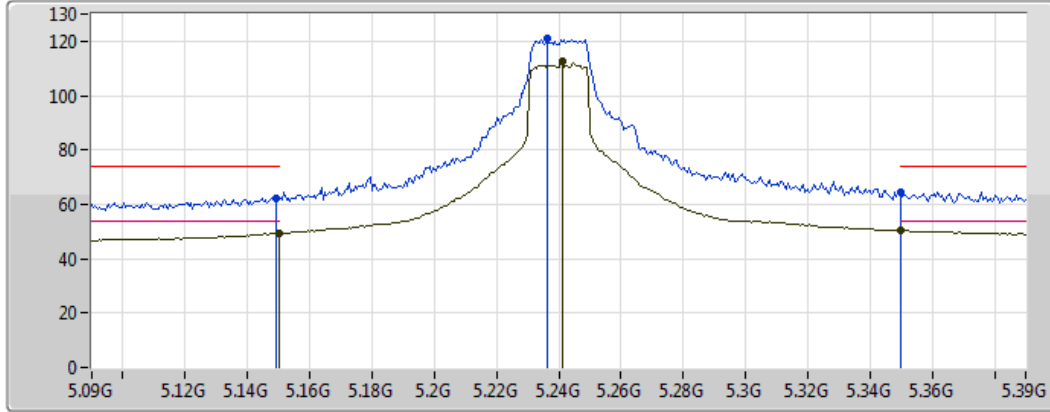
Type	Freq (Hz)	Level (dBuV/m)	Limit (dBuV/m)	Margin (dB)	Factor (dB)	Dist (m)	Condition	Azimuth (°)	Height (m)	Comments	Raw (dBuV)	AF (dB)	CL (dB)	PA (dB)
AV	10.400399G	51.94	54.00	-2.06	14.68	3	Horizontal	84	1.66	-	37.26	39.56	10.19	35.07
AV	15.602695G	50.20	54.00	-3.80	15.57	3	Horizontal	38	1.86	-	34.63	38.61	11.73	34.78
PK	10.399102G	66.30	74.00	-7.70	14.67	3	Horizontal	84	1.66	-	51.63	39.56	10.19	35.07
PK	15.606786G	65.15	74.00	-8.85	15.55	3	Horizontal	38	1.86	-	49.60	38.59	11.74	34.78



802.11ac VHT20_Nss1,(MCS0)_8TX

5240MHz_TX

11/04/2018



Lim.PK	
PK	
Lim.AV	
AV	

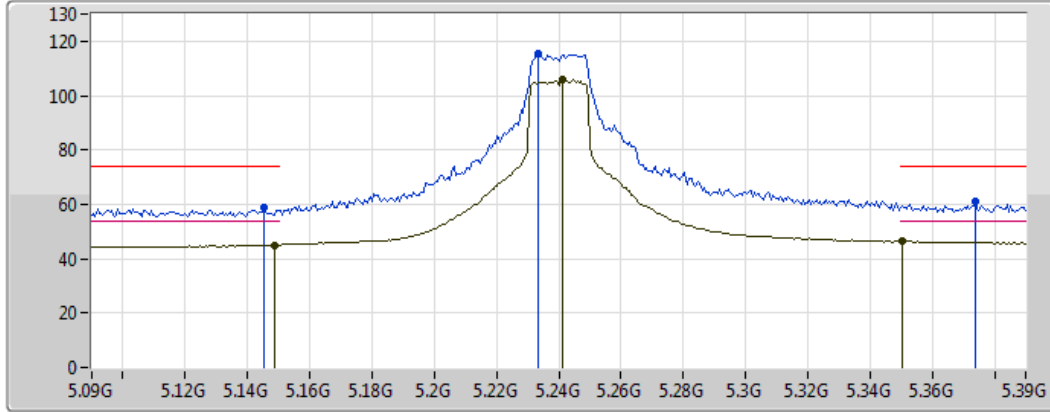
Type	Freq (Hz)	Level (dBuV/m)	Limit (dBuV/m)	Margin (dB)	Factor (dB)	Dist (m)	Condition	Azimuth (°)	Height (m)	Comments	Raw (dBuV)	AF (dB)	CL (dB)	PA (dB)
AV	5.149995G	49.49	54.00	-4.51	3.75	3	Vertical	67	1.71	-	45.74	31.66	6.64	34.55
AV	5.350005G	50.35	54.00	-3.65	4.08	3	Vertical	67	1.71	-	46.27	31.74	6.88	34.54
AV	5.2412G	112.46	Inf	-Inf	3.90	3	Vertical	67	1.71	-	108.56	31.70	6.75	34.55
PK	5.1494G	62.45	74.00	-11.55	3.75	3	Vertical	67	1.71	-	58.70	31.66	6.64	34.55
PK	5.350005G	64.58	74.00	-9.42	4.08	3	Vertical	67	1.71	-	60.50	31.74	6.88	34.54
PK	5.2364G	120.96	Inf	-Inf	3.89	3	Vertical	67	1.71	-	117.07	31.69	6.74	34.55



802.11ac VHT20_Nss1,(MCS0)_8TX

5240MHz_TX

11/04/2018



Lim.PK	
PK	
Lim.AV	
AV	

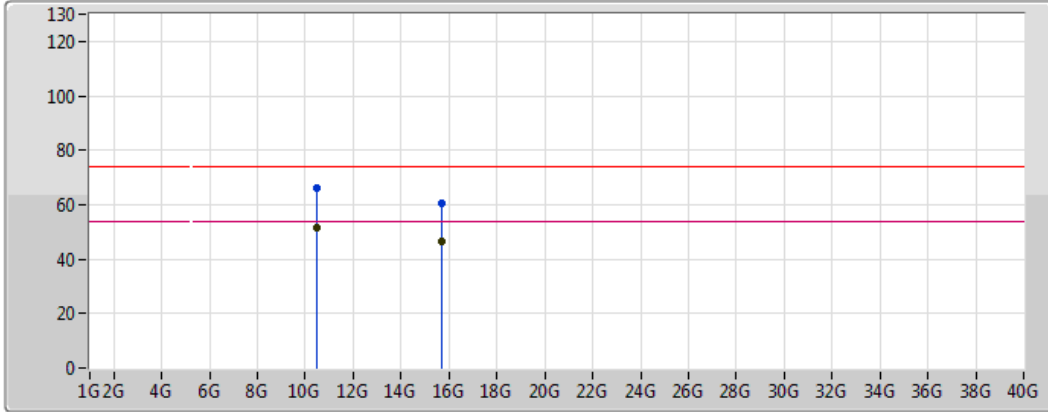
Type	Freq (Hz)	Level (dBuV/m)	Limit (dBuV/m)	Margin (dB)	Factor (dB)	Dist (m)	Condition	Azimuth (°)	Height (m)	Comments	Raw (dBuV)	AF (dB)	CL (dB)	PA (dB)
AV	5.1488G	45.01	54.00	-8.99	3.75	3	Horizontal	332	1.84	-	41.26	31.66	6.64	34.55
AV	5.3504G	46.42	54.00	-7.58	4.08	3	Horizontal	332	1.84	-	42.34	31.74	6.88	34.54
AV	5.2412G	106.18	Inf	-Inf	3.90	3	Horizontal	332	1.84	-	102.28	31.70	6.75	34.55
PK	5.1452G	59.02	74.00	-14.98	3.74	3	Horizontal	332	1.84	-	55.28	31.66	6.63	34.55
PK	5.3738G	60.82	74.00	-13.18	4.12	3	Horizontal	332	1.84	-	56.70	31.75	6.91	34.54
PK	5.2334G	115.34	Inf	-Inf	3.89	3	Horizontal	332	1.84	-	111.45	31.69	6.74	34.55



802.11ac VHT20_Nss1,(MCS0)_8TX

5240MHz_TX

11/04/2018



Lim.PK	
PK	
Lim.AV	
AV	

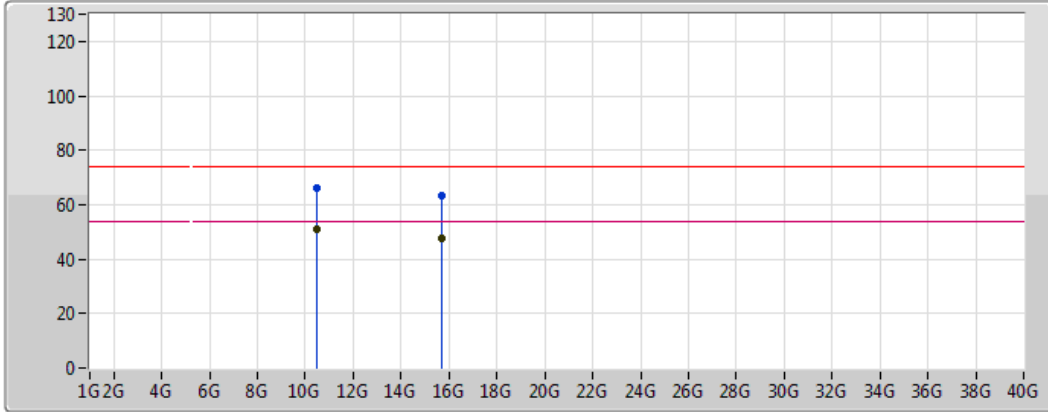
Type	Freq (Hz)	Level (dBuV/m)	Limit (dBuV/m)	Margin (dB)	Factor (dB)	Dist (m)	Condition	Azimuth (°)	Height (m)	Comments	Raw (dBuV)	AF (dB)	CL (dB)	PA (dB)
AV	10.480299G	51.75	54.00	-2.25	14.86	3	Vertical	236	1.40	-	36.89	39.67	10.19	35.01
AV	15.720599G	46.62	54.00	-7.38	15.01	3	Vertical	214	1.32	-	31.61	38.16	11.76	34.92
PK	10.480599G	65.88	74.00	-8.12	14.86	3	Vertical	236	1.40	-	51.02	39.67	10.19	35.01
PK	15.72G	60.38	74.00	-13.62	15.01	3	Vertical	214	1.32	-	45.37	38.16	11.76	34.92



802.11ac VHT20_Nss1,(MCS0)_8TX

5240MHz_TX

11/04/2018



Legend for the spectrum plot:

- Lim.PK
- PK
- Lim.AV
- AV

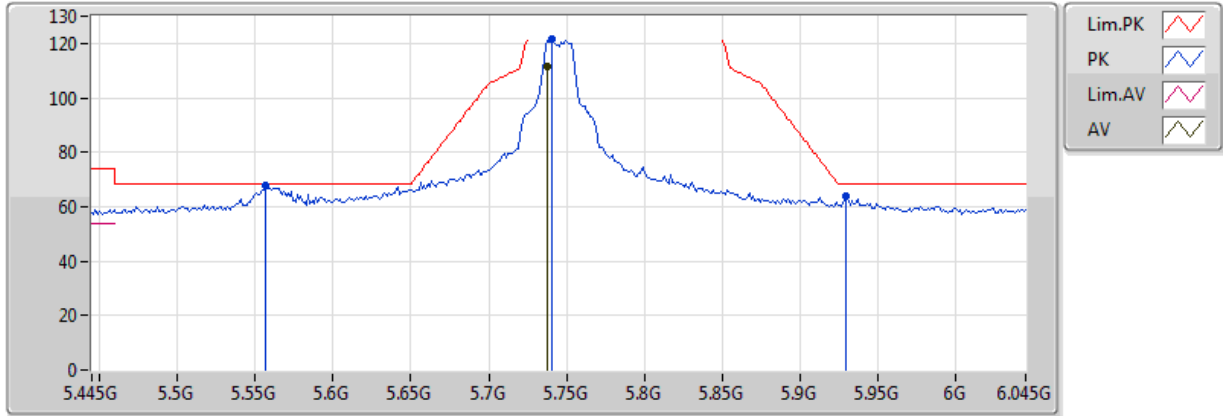
Type	Freq (Hz)	Level (dBuV/m)	Limit (dBuV/m)	Margin (dB)	Factor (dB)	Dist (m)	Condition	Azimuth (°)	Height (m)	Comments	Raw (dBuV)	AF (dB)	CL (dB)	PA (dB)
AV	10.480399G	50.89	54.00	-3.11	14.86	3	Horizontal	98	1.49	-	36.03	39.67	10.19	35.01
AV	15.7202G	47.88	54.00	-6.12	15.01	3	Horizontal	50	1.49	-	32.87	38.16	11.76	34.92
PK	10.480299G	66.25	74.00	-7.75	14.86	3	Horizontal	98	1.49	-	51.39	39.67	10.19	35.01
PK	15.725389G	63.57	74.00	-10.43	14.98	3	Horizontal	50	1.49	-	48.59	38.14	11.76	34.92



802.11ac VHT20_Nss1,(MCS0)_8TX

5745MHz_TX

11/04/2018



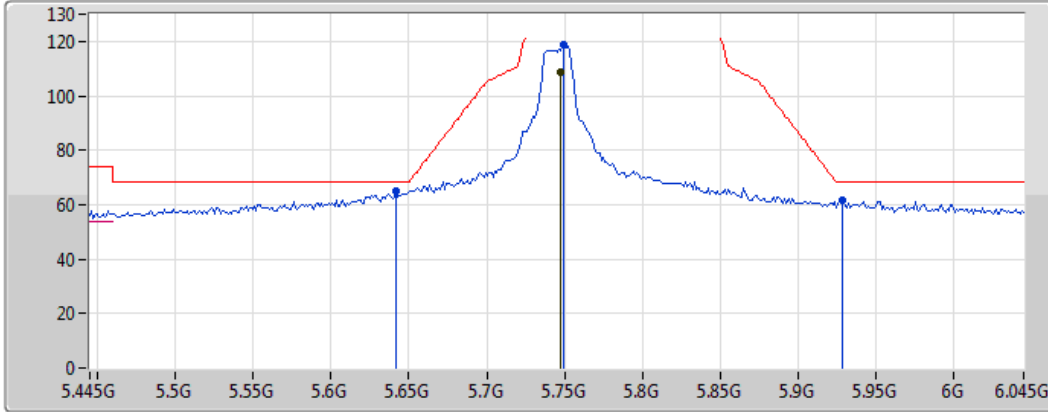
Type	Freq (Hz)	Level (dBuV/m)	Limit (dBuV/m)	Margin (dB)	Factor (dB)	Dist (m)	Condition	Azimuth (°)	Height (m)	Comments	Raw (dBuV)	AF (dB)	CL (dB)	PA (dB)
AV	5.7378G	111.46	Inf	-Inf	4.74	3	Vertical	304	1.72	-	106.72	32.18	7.17	34.61
PK	5.5566G	68.05	68.20	-0.15	4.41	3	Vertical	304	1.72	-	63.64	31.89	7.08	34.56
PK	5.7402G	121.33	Inf	-Inf	4.74	3	Vertical	304	1.72	-	116.59	32.18	7.17	34.61
PK	5.9298G	63.97	68.20	-4.23	5.08	3	Vertical	304	1.72	-	58.89	32.49	7.25	34.66



802.11ac VHT20_Nss1,(MCS0)_8TX

5745MHz_TX

11/04/2018



Legend for the spectrum plot:

- Lim.PK: Red line with a peak symbol
- PK: Blue line with a peak symbol
- Lim.AV: Red line with a valley symbol
- AV: Blue line with a valley symbol

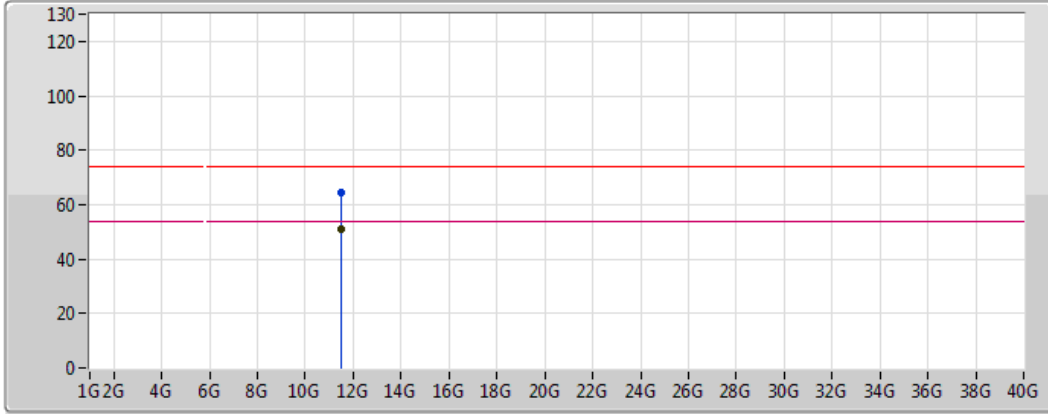
Type	Freq (Hz)	Level (dBuV/m)	Limit (dBuV/m)	Margin (dB)	Factor (dB)	Dist (m)	Condition	Azimuth (°)	Height (m)	Comments	Raw (dBuV)	AF (dB)	CL (dB)	PA (dB)
AV	5.7474G	108.48	Inf	-Inf	4.76	3	Horizontal	107	2.30	-	103.72	32.20	7.17	34.61
PK	5.6418G	64.93	68.20	-3.27	4.57	3	Horizontal	107	2.30	-	60.36	32.03	7.12	34.58
PK	5.9286G	61.51	68.20	-6.69	5.08	3	Horizontal	107	2.30	-	56.43	32.49	7.25	34.66
PK	5.7498G	118.72	Inf	-Inf	4.76	3	Horizontal	107	2.30	-	113.96	32.20	7.17	34.61



802.11ac VHT20_Nss1,(MCS0)_8TX

5745MHz_TX

11/04/2018



Lim.PK	
PK	
Lim.AV	
AV	

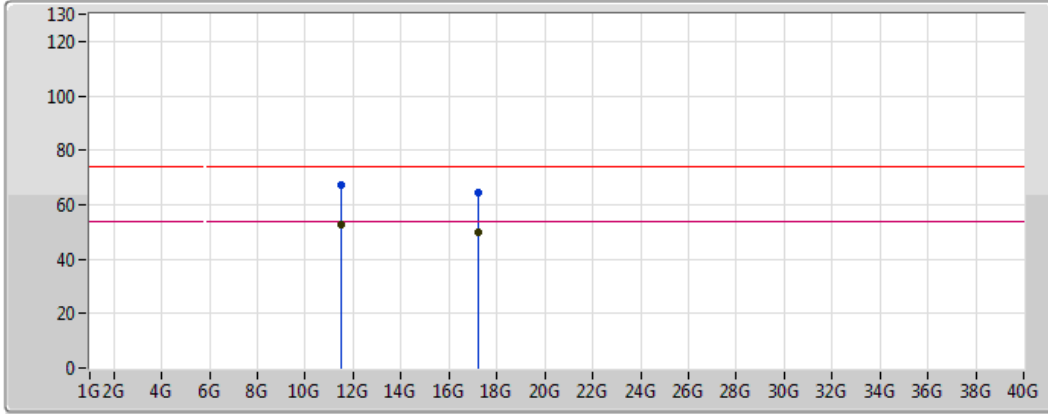
Type	Freq (Hz)	Level (dBuV/m)	Limit (dBuV/m)	Margin (dB)	Factor (dB)	Dist (m)	Condition	Azimuth (°)	Height (m)	Comments	Raw (dBuV)	AF (dB)	CL (dB)	PA (dB)
AV	11.490299G	51.18	54.00	-2.82	15.35	3	Vertical	51	3.19	-	35.83	39.71	10.34	34.70
PK	11.490399G	64.71	74.00	-9.29	15.35	3	Vertical	51	3.19	-	49.36	39.71	10.34	34.70



802.11ac VHT20_Nss1,(MCS0)_8TX

5745MHz_TX

11/04/2018



Lim.PK	
PK	
Lim.AV	
AV	

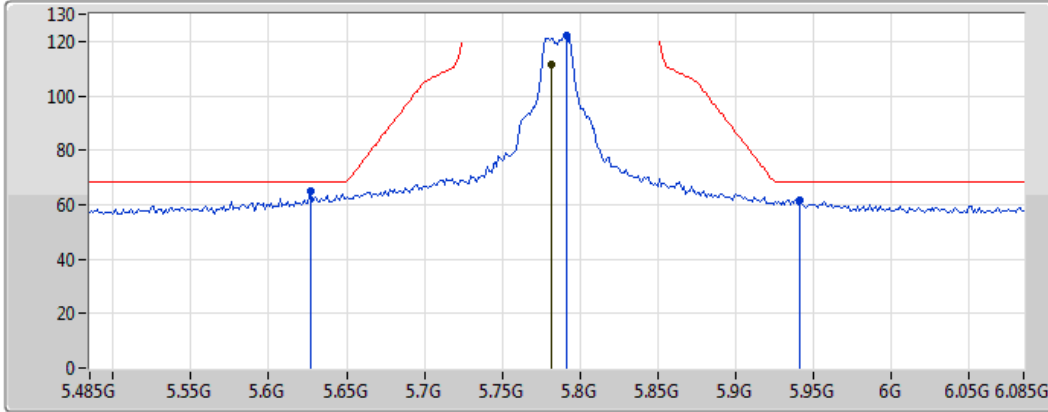
Type	Freq (Hz)	Level (dBuV/m)	Limit (dBuV/m)	Margin (dB)	Factor (dB)	Dist (m)	Condition	Azimuth (°)	Height (m)	Comments	Raw (dBuV)	AF (dB)	CL (dB)	PA (dB)
AV	11.490299G	52.46	54.00	-1.54	15.35	3	Horizontal	245	1.55	-	37.11	39.71	10.34	34.70
AV	17.232106G	49.76	54.00	-4.24	20.29	3	Horizontal	67	2.46	-	29.47	41.58	12.56	33.85
PK	11.490499G	67.49	74.00	-6.51	15.35	3	Horizontal	245	1.55	-	52.14	39.71	10.34	34.70
PK	17.235898G	64.32	74.00	-9.68	20.32	3	Horizontal	67	2.46	-	44.00	41.60	12.56	33.85



802.11ac VHT20_Nss1,(MCS0)_8TX

5785MHz_TX

11/04/2018



Legend for the spectrum plot:

- Lim.PK: Red line with a peak symbol
- PK: Blue line with a peak symbol
- Lim.AV: Red line with a flat symbol
- AV: Blue line with a flat symbol

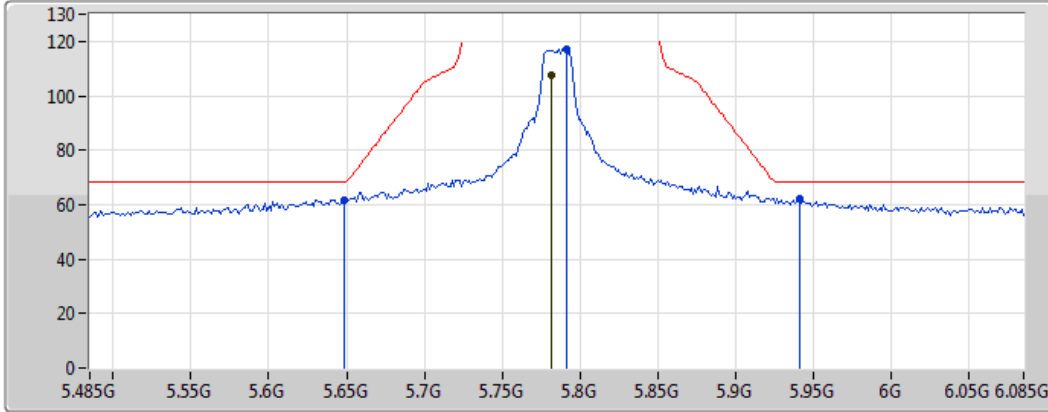
Type	Freq (Hz)	Level (dBuV/m)	Limit (dBuV/m)	Margin (dB)	Factor (dB)	Dist (m)	Condition	Azimuth (°)	Height (m)	Comments	Raw (dBuV)	AF (dB)	CL (dB)	PA (dB)
AV	5.7814G	111.74	Inf	-Inf	4.82	3	Vertical	295	2.19	-	106.92	32.25	7.18	34.62
PK	5.6266G	65.14	68.20	-3.06	4.53	3	Vertical	295	2.19	-	60.61	32.00	7.11	34.58
PK	5.941G	61.67	68.20	-6.53	5.11	3	Vertical	295	2.19	-	56.56	32.51	7.26	34.66
PK	5.791G	122.00	Inf	-Inf	4.83	3	Vertical	295	2.19	-	117.17	32.27	7.19	34.62



802.11ac VHT20_Nss1,(MCS0)_8TX

5785MHz_TX

11/04/2018



Legend for the spectrum plot:

- Lim.PK: Red line with a peak icon
- PK: Blue line with a peak icon
- Lim.AV: Red line with a flat icon
- AV: Blue line with a flat icon

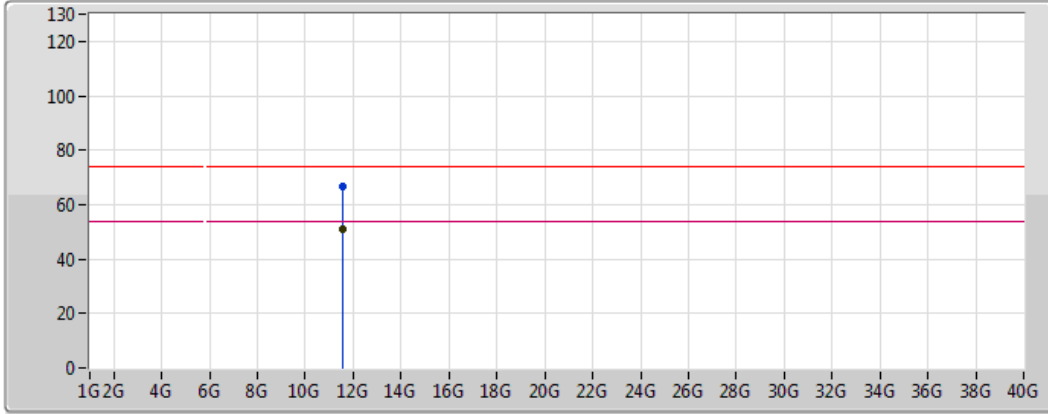
Type	Freq (Hz)	Level (dBuV/m)	Limit (dBuV/m)	Margin (dB)	Factor (dB)	Dist (m)	Condition	Azimuth (°)	Height (m)	Comments	Raw (dBuV)	AF (dB)	CL (dB)	PA (dB)
AV	5.7814G	107.54	Inf	-Inf	4.82	3	Horizontal	101	2.30	-	102.72	32.25	7.18	34.62
PK	5.6482G	61.84	68.20	-6.36	4.58	3	Horizontal	101	2.30	-	57.26	32.04	7.12	34.58
PK	5.941G	62.47	68.20	-5.73	5.11	3	Horizontal	101	2.30	-	57.36	32.51	7.26	34.66
PK	5.791G	117.10	Inf	-Inf	4.83	3	Horizontal	101	2.30	-	112.27	32.27	7.19	34.62



802.11ac VHT20_Nss1,(MCS0)_8TX

5785MHz_TX

11/04/2018



Lim.PK	
PK	
Lim.AV	
AV	

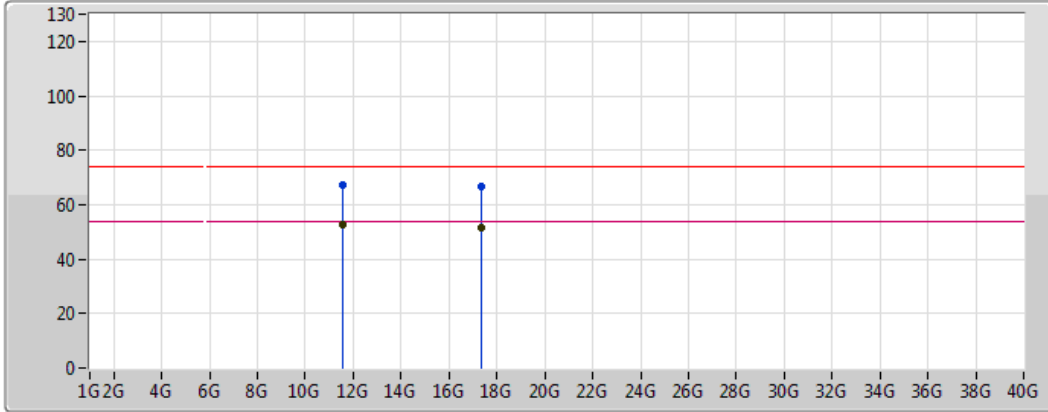
Type	Freq (Hz)	Level (dBuV/m)	Limit (dBuV/m)	Margin (dB)	Factor (dB)	Dist (m)	Condition	Azimuth (°)	Height (m)	Comments	Raw (dBuV)	AF (dB)	CL (dB)	PA (dB)
AV	11.570299G	50.94	54.00	-3.06	15.24	3	Vertical	265	2.12	-	35.70	39.60	10.36	34.72
PK	11.570599G	66.78	74.00	-7.22	15.24	3	Vertical	265	2.12	-	51.54	39.60	10.36	34.72



802.11ac VHT20_Nss1,(MCS0)_8TX

5785MHz_TX

11/04/2018



Legend for the spectrum plot:

- Lim.PK
- PK
- Lim.AV
- AV

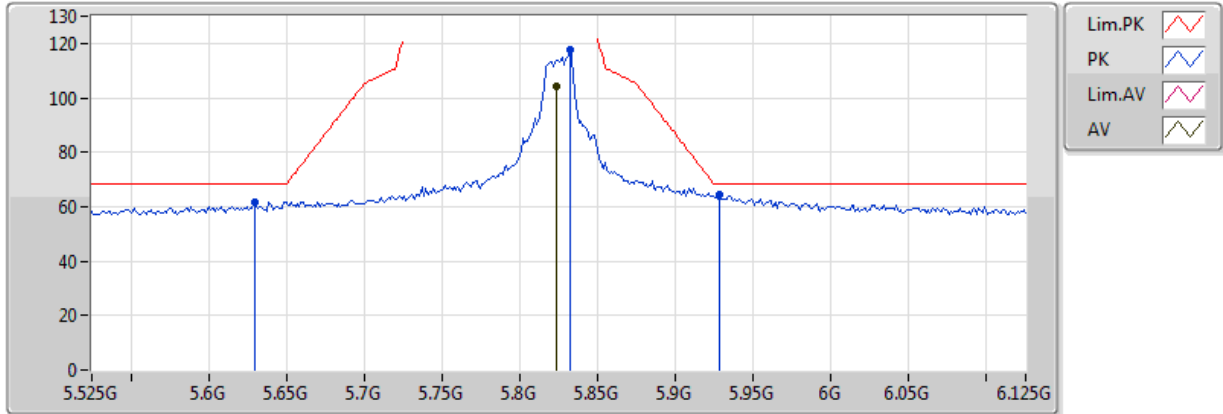
Type	Freq (Hz)	Level (dBuV/m)	Limit (dBuV/m)	Margin (dB)	Factor (dB)	Dist (m)	Condition	Azimuth (°)	Height (m)	Comments	Raw (dBuV)	AF (dB)	CL (dB)	PA (dB)
AV	11.5698G	52.79	54.00	-1.21	15.25	3	Horizontal	248	2.30	-	37.54	39.60	10.36	34.72
AV	17.356497G	51.42	54.00	-2.58	21.14	3	Horizontal	67	1.49	-	30.28	42.42	12.62	33.90
PK	11.570798G	67.22	74.00	-6.78	15.24	3	Horizontal	248	2.30	-	51.98	39.60	10.36	34.72
PK	17.360489G	66.88	74.00	-7.12	21.16	3	Horizontal	67	1.49	-	45.72	42.45	12.62	33.91



802.11ac VHT20_Nss1,(MCS0)_8TX

5825MHz_TX

11/04/2018



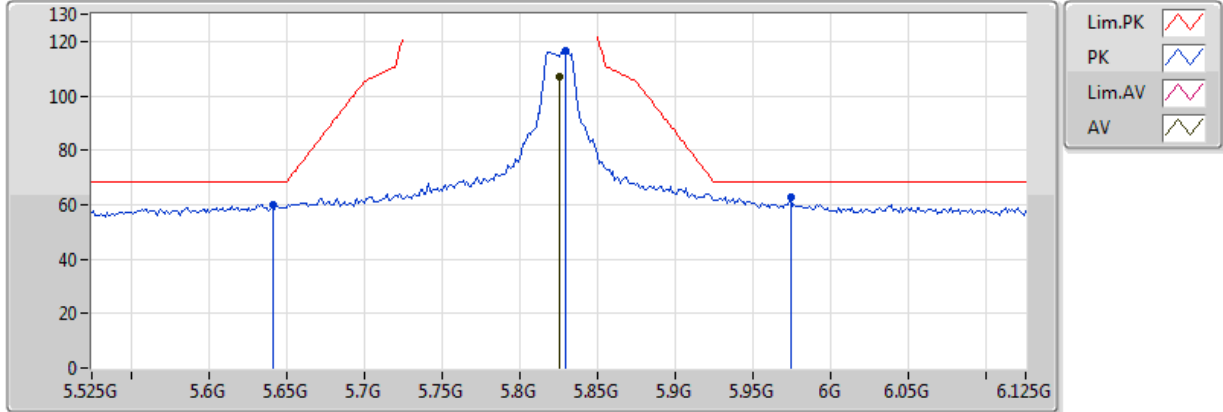
Type	Freq (Hz)	Level (dBuV/m)	Limit (dBuV/m)	Margin (dB)	Factor (dB)	Dist (m)	Condition	Azimuth (°)	Height (m)	Comments	Raw (dBuV)	AF (dB)	CL (dB)	PA (dB)
AV	5.8238G	104.42	Inf	-Inf	4.89	3	Vertical	344	1.50	-	99.53	32.32	7.20	34.63
PK	5.6294G	61.86	68.20	-6.34	4.54	3	Vertical	344	1.50	-	57.32	32.01	7.11	34.58
PK	5.9282G	64.57	68.20	-3.63	5.08	3	Vertical	344	1.50	-	59.49	32.49	7.25	34.66
PK	5.8322G	117.85	Inf	-Inf	4.91	3	Vertical	344	1.50	-	112.94	32.33	7.21	34.63



802.11ac VHT20_Nss1,(MCS0)_8TX

5825MHz_TX

11/04/2018



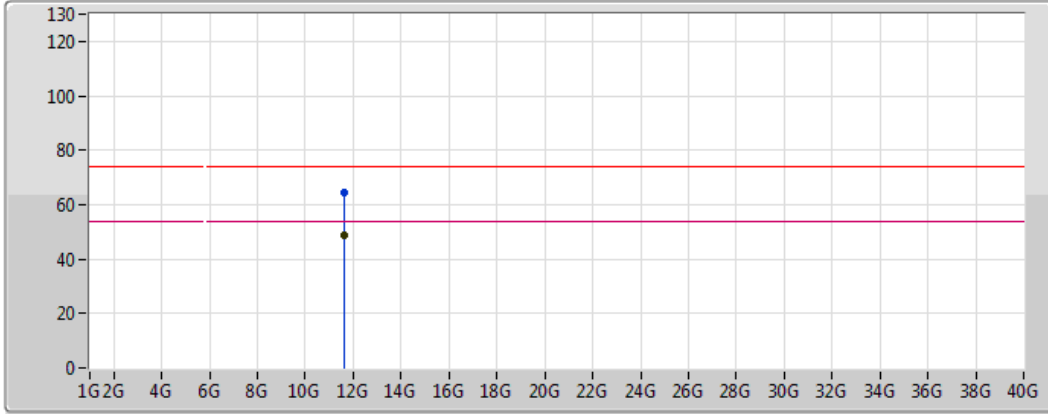
Type	Freq (Hz)	Level (dBuV/m)	Limit (dBuV/m)	Margin (dB)	Factor (dB)	Dist (m)	Condition	Azimuth (°)	Height (m)	Comments	Raw (dBuV)	AF (dB)	CL (dB)	PA (dB)
AV	5.825G	106.89	Inf	-Inf	4.90	3	Horizontal	96	2.50	-	102.00	32.32	7.20	34.63
PK	5.6414G	60.21	68.20	-7.99	4.57	3	Horizontal	96	2.50	-	55.64	32.03	7.12	34.58
PK	5.9738G	62.73	68.20	-5.47	5.16	3	Horizontal	96	2.50	-	57.57	32.56	7.27	34.67
PK	5.8298G	116.64	Inf	-Inf	4.90	3	Horizontal	96	2.50	-	111.74	32.33	7.20	34.63



802.11ac VHT20_Nss1,(MCS0)_8TX

5825MHz_TX

11/04/2018



Lim.PK	
PK	
Lim.AV	
AV	

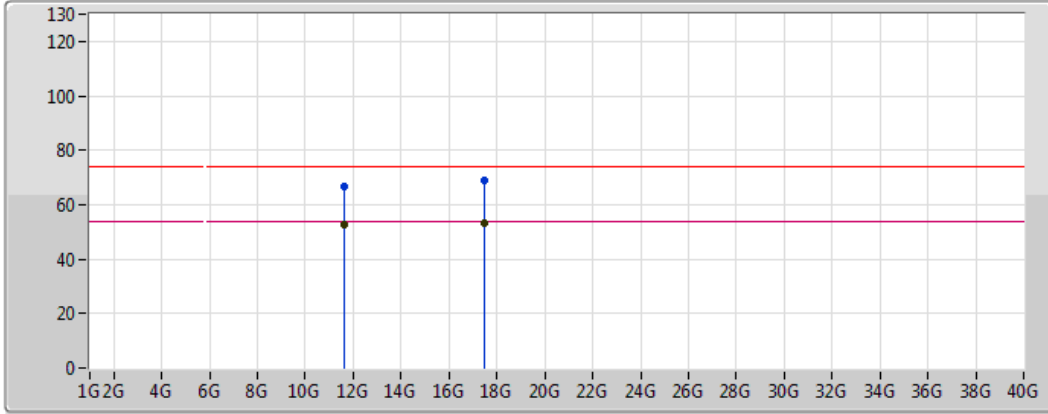
Type	Freq (Hz)	Level (dBuV/m)	Limit (dBuV/m)	Margin (dB)	Factor (dB)	Dist (m)	Condition	Azimuth (°)	Height (m)	Comments	Raw (dBuV)	AF (dB)	CL (dB)	PA (dB)
AV	11.6502G	48.56	54.00	-5.44	15.14	3	Vertical	129	1.50	-	33.42	39.49	10.39	34.74
PK	11.648104G	64.52	74.00	-9.48	15.14	3	Vertical	129	1.50	-	49.38	39.49	10.38	34.74



802.11ac VHT20_Nss1,(MCS0)_8TX

5825MHz_TX

11/04/2018



Legend for the spectrum plot:

- Lim.PK
- PK
- Lim.AV
- AV

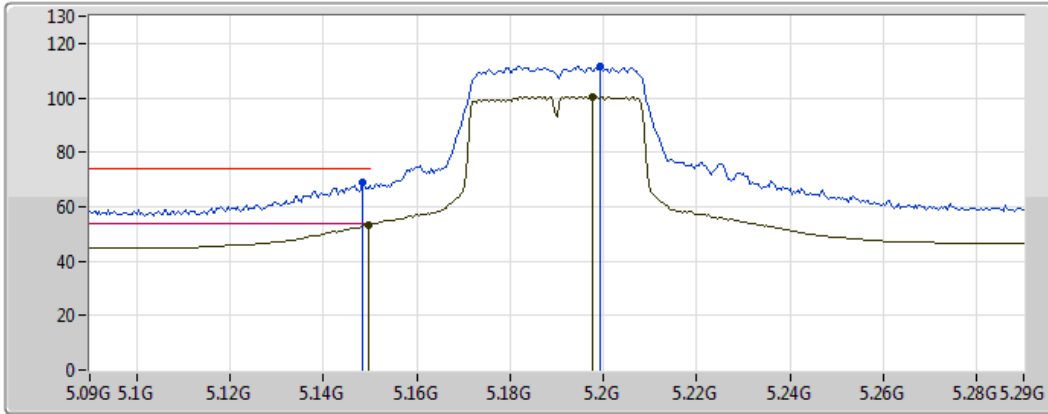
Type	Freq (Hz)	Level (dBuV/m)	Limit (dBuV/m)	Margin (dB)	Factor (dB)	Dist (m)	Condition	Azimuth (°)	Height (m)	Comments	Raw (dBuV)	AF (dB)	CL (dB)	PA (dB)
AV	11.6502G	52.70	54.00	-1.30	15.14	3	Horizontal	245	1.63	-	37.56	39.49	10.39	34.74
AV	17.4752G	53.24	54.00	-0.76	21.95	3	Horizontal	67	1.50	-	31.29	43.23	12.67	33.96
PK	11.652894G	66.75	74.00	-7.25	15.13	3	Horizontal	245	1.63	-	51.62	39.49	10.39	34.74
PK	17.479092G	68.74	74.00	-5.26	21.97	3	Horizontal	67	1.50	-	46.77	43.26	12.68	33.96



802.11ac VHT40_Nss1,(MCS0)_8TX

5190MHz_TX

14/04/2018



Legend for the spectrum plot:

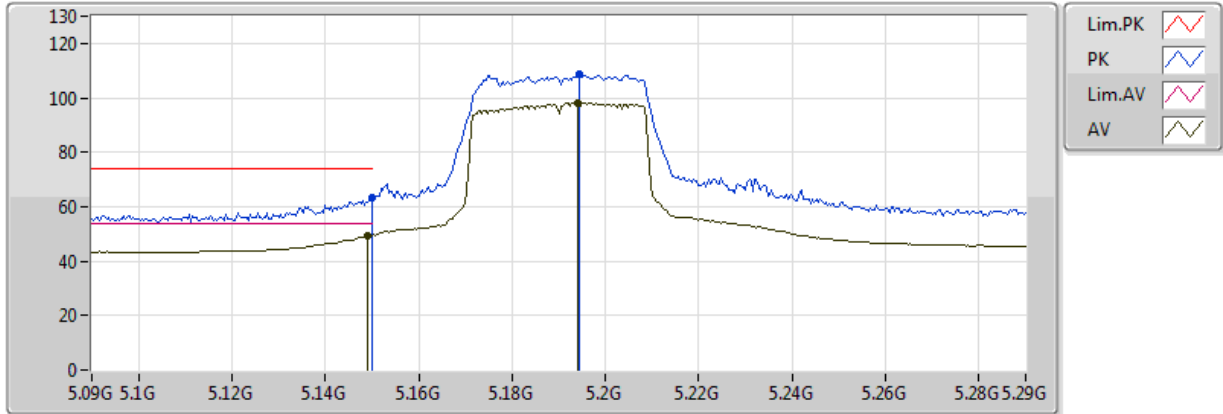
- Lim.PK: Red line with a peak icon
- PK: Blue line with a peak icon
- Lim.AV: Pink line with a peak icon
- AV: Green line with a peak icon

Type	Freq (Hz)	Level (dBuV/m)	Limit (dBuV/m)	Margin (dB)	Factor (dB)	Dist (m)	Condition	Azimuth (°)	Height (m)	Comments	Raw (dBuV)	AF (dB)	CL (dB)	PA (dB)
AV	5.1496G	53.42	54.00	-0.58	3.75	3	Vertical	60	1.67	-	49.67	31.66	6.64	34.55
AV	5.1976G	100.42	Inf	-Inf	3.83	3	Vertical	60	1.67	-	96.59	31.68	6.70	34.55
PK	5.1484G	68.77	74.00	-5.23	3.75	3	Vertical	60	1.67	-	65.02	31.66	6.64	34.55
PK	5.1992G	111.73	Inf	-Inf	3.83	3	Vertical	60	1.67	-	107.90	31.68	6.70	34.55

802.11ac VHT40_Nss1,(MCS0)_8TX

5190MHz_TX

14/04/2018



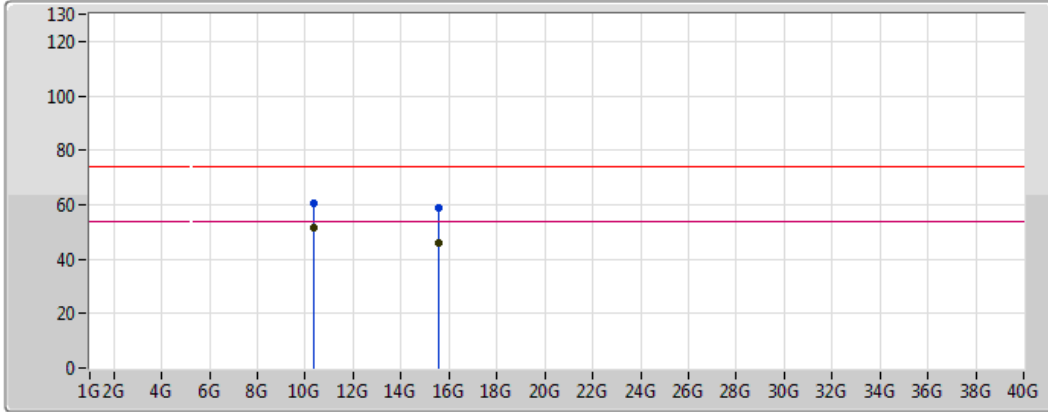
Type	Freq (Hz)	Level (dBuV/m)	Limit (dBuV/m)	Margin (dB)	Factor (dB)	Dist (m)	Condition	Azimuth (°)	Height (m)	Comments	Raw (dBuV)	AF (dB)	CL (dB)	PA (dB)
AV	5.1492G	49.55	54.00	-4.45	3.75	3	Horizontal	226	1.64	-	45.80	31.66	6.64	34.55
AV	5.194G	98.00	Inf	-Inf	3.82	3	Horizontal	226	1.64	-	94.18	31.68	6.69	34.55
PK	5.149995G	63.21	74.00	-10.79	3.75	3	Horizontal	226	1.64	-	59.46	31.66	6.64	34.55
PK	5.1944G	108.66	Inf	-Inf	3.82	3	Horizontal	226	1.64	-	104.84	31.68	6.69	34.55



802.11ac VHT40_Nss1,(MCS0)_8TX

5190MHz_TX

14/04/2018



- Lim.PK
- PK
- Lim.AV
- AV

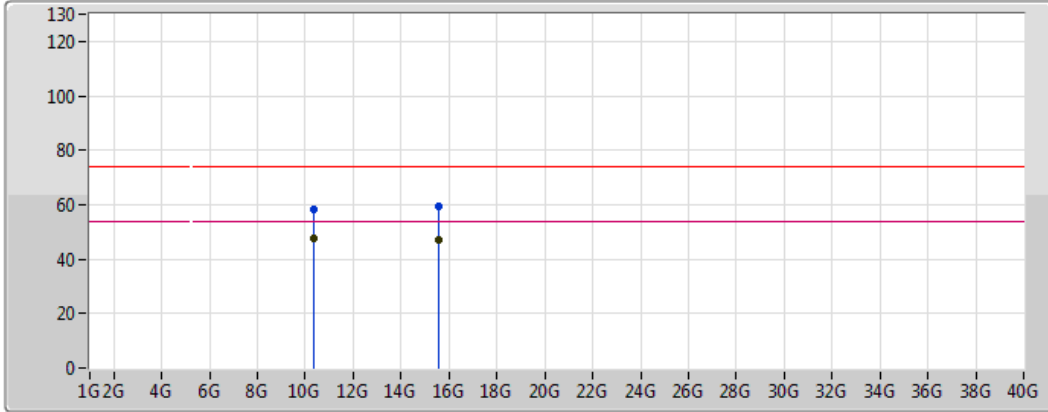
Type	Freq (Hz)	Level (dBuV/m)	Limit (dBuV/m)	Margin (dB)	Factor (dB)	Dist (m)	Condition	Azimuth (°)	Height (m)	Comments	Raw (dBuV)	AF (dB)	CL (dB)	PA (dB)
AV	10.37996G	51.33	54.00	-2.67	14.63	3	Vertical	118	1.58	-	36.70	39.53	10.19	35.09
AV	15.57G	46.14	54.00	-7.86	15.72	3	Vertical	138	2.03	-	30.42	38.73	11.73	34.74
PK	10.38G	60.27	74.00	-13.73	14.63	3	Vertical	118	1.58	-	45.64	39.53	10.19	35.09
PK	15.57G	58.68	74.00	-15.32	15.72	3	Vertical	138	2.03	-	42.96	38.73	11.73	34.74



802.11ac VHT40_Nss1,(MCS0)_8TX

5190MHz_TX

14/04/2018



Lim.PK	
PK	
Lim.AV	
AV	

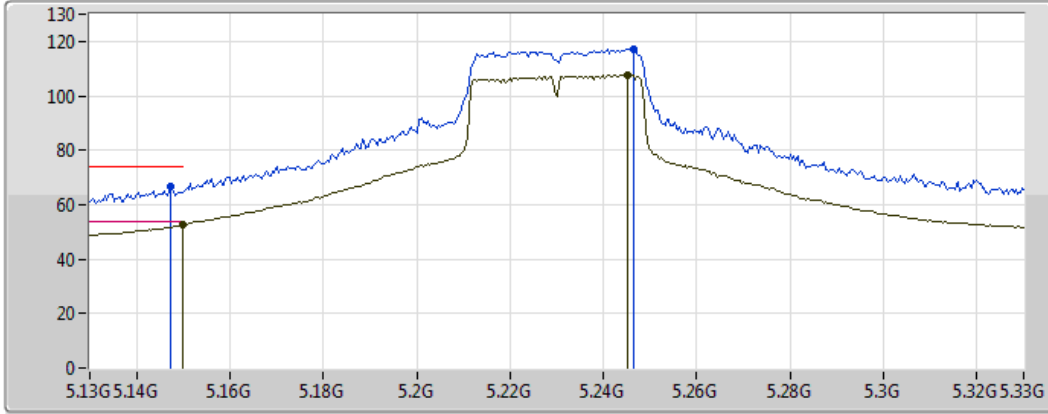
Type	Freq (Hz)	Level (dBuV/m)	Limit (dBuV/m)	Margin (dB)	Factor (dB)	Dist (m)	Condition	Azimuth (°)	Height (m)	Comments	Raw (dBuV)	AF (dB)	CL (dB)	PA (dB)
AV	10.38G	47.90	54.00	-6.10	14.63	3	Horizontal	233	1.34	-	33.27	39.53	10.19	35.09
AV	15.5699G	46.91	54.00	-7.09	15.72	3	Horizontal	110	1.92	-	31.19	38.73	11.73	34.74
PK	10.3802G	58.44	74.00	-15.56	14.63	3	Horizontal	233	1.34	-	43.81	39.53	10.19	35.09
PK	15.583373G	59.34	74.00	-14.66	15.66	3	Horizontal	110	1.92	-	43.68	38.68	11.73	34.75



802.11ac VHT40_Nss1,(MCS0)_8TX

5230MHz_TX

11/04/2018



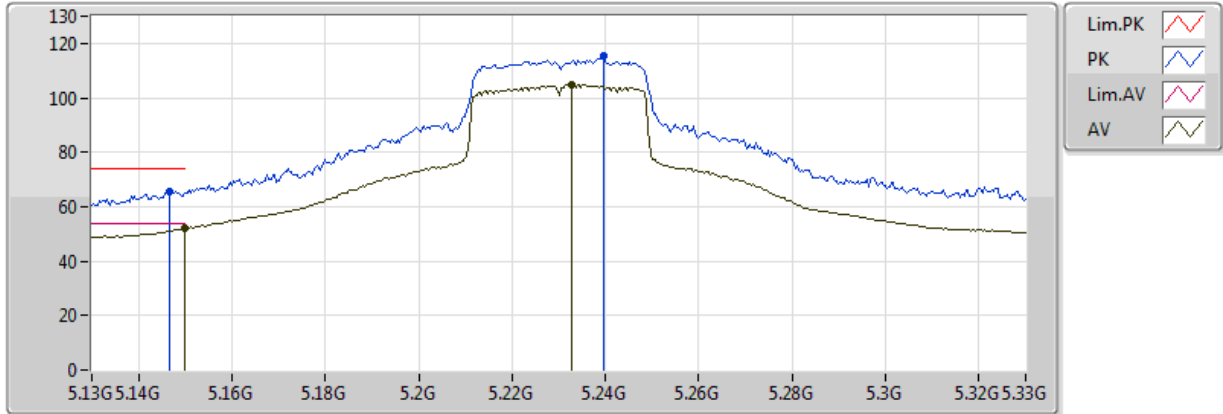
Type	Freq (Hz)	Level (dBuV/m)	Limit (dBuV/m)	Margin (dB)	Factor (dB)	Dist (m)	Condition	Azimuth (°)	Height (m)	Comments	Raw (dBuV)	AF (dB)	CL (dB)	PA (dB)
AV	5.149995G	52.69	54.00	-1.31	3.75	3	Vertical	355	1.50	-	48.94	31.66	6.64	34.55
AV	5.2452G	107.64	Inf	-Inf	3.91	3	Vertical	355	1.50	-	103.73	31.70	6.75	34.55
PK	5.1472G	66.49	74.00	-7.51	3.75	3	Vertical	355	1.50	-	62.74	31.66	6.64	34.55
PK	5.2464G	117.34	Inf	-Inf	3.91	3	Vertical	355	1.50	-	113.43	31.70	6.76	34.55



802.11ac VHT40_Nss1,(MCS0)_8TX

5230MHz_TX

11/04/2018



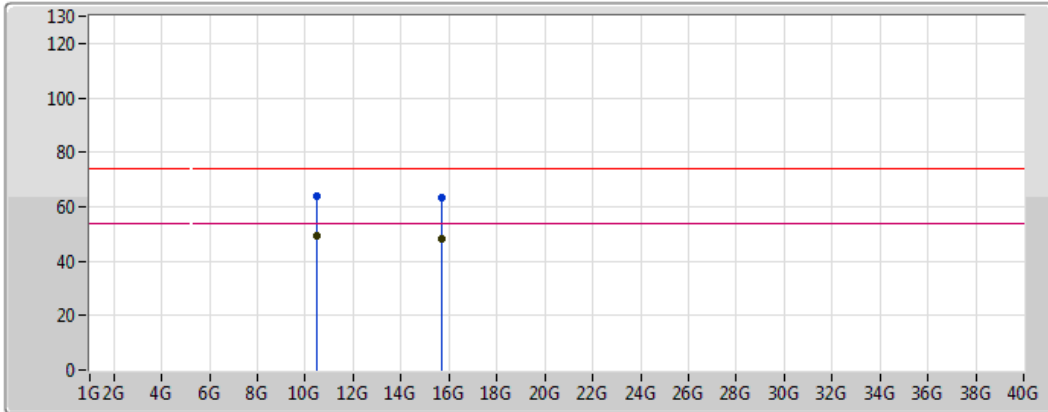
Type	Freq (Hz)	Level (dBuV/m)	Limit (dBuV/m)	Margin (dB)	Factor (dB)	Dist (m)	Condition	Azimuth (°)	Height (m)	Comments	Raw (dBuV)	AF (dB)	CL (dB)	PA (dB)
AV	5.149995G	51.96	54.00	-2.04	3.75	3	Horizontal	144	1.65	-	48.21	31.66	6.64	34.55
AV	5.2328G	104.69	Inf	-Inf	3.89	3	Horizontal	144	1.65	-	100.80	31.69	6.74	34.55
PK	5.1468G	65.44	74.00	-8.56	3.75	3	Horizontal	144	1.65	-	61.69	31.66	6.64	34.55
PK	5.2396G	115.22	Inf	-Inf	3.90	3	Horizontal	144	1.65	-	111.32	31.70	6.75	34.55



802.11ac VHT40_Nss1,(MCS0)_8TX

5230MHz_TX

11/04/2018



Legend for the spectrum plot:

- Lim.PK: Red line with a red zigzag icon
- PK: Blue line with a blue zigzag icon
- Lim.AV: Magenta line with a magenta zigzag icon
- AV: Black line with a black zigzag icon

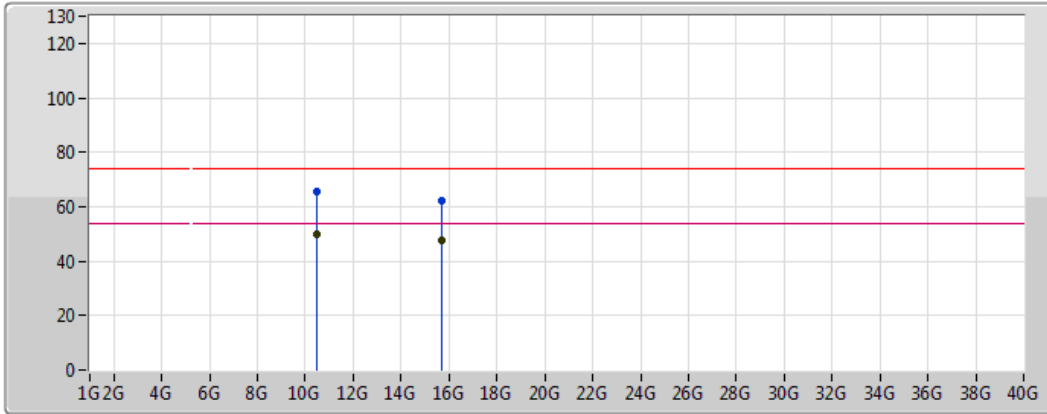
Type	Freq (Hz)	Level (dBuV/m)	Limit (dBuV/m)	Margin (dB)	Factor (dB)	Dist (m)	Condition	Azimuth (°)	Height (m)	Comments	Raw (dBuV)	AF (dB)	CL (dB)	PA (dB)
AV	10.461397G	49.50	54.00	-4.50	14.81	3	Vertical	238	1.42	-	34.69	39.65	10.19	35.02
AV	15.689102G	47.91	54.00	-6.09	15.16	3	Vertical	110	3.19	-	32.75	38.28	11.76	34.88
PK	10.458204G	64.13	74.00	-9.87	14.81	3	Vertical	238	1.42	-	49.32	39.64	10.19	35.02
PK	15.703673G	63.37	74.00	-10.63	15.09	3	Vertical	110	3.19	-	48.28	38.23	11.76	34.90



802.11ac VHT40_Nss1,(MCS0)_8TX

5230MHz_TX

11/04/2018



Legend:

- Lim.PK: Red line with a peak symbol
- PK: Blue line with a peak symbol
- Lim.AV: Magenta line with a peak symbol
- AV: Black line with a peak symbol

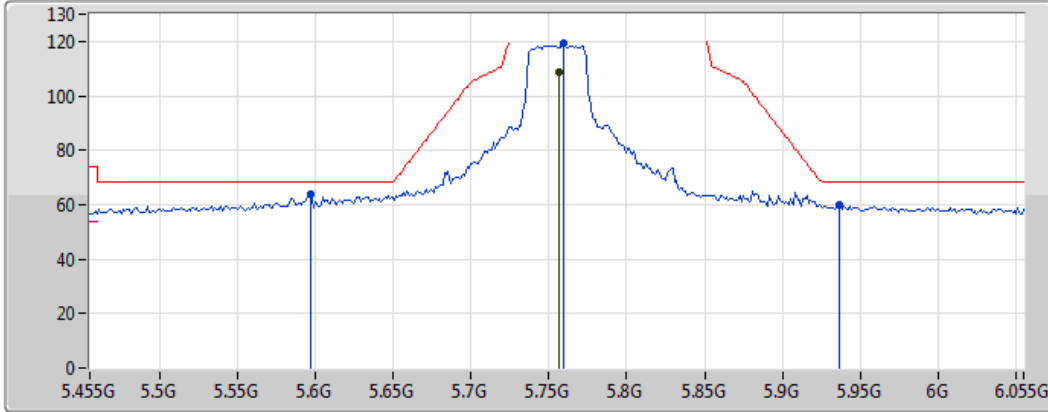
Type	Freq (Hz)	Level (dBuV/m)	Limit (dBuV/m)	Margin (dB)	Factor (dB)	Dist (m)	Condition	Azimuth (°)	Height (m)	Comments	Raw (dBuV)	AF (dB)	CL (dB)	PA (dB)
AV	10.4601G	50.03	54.00	-3.97	14.81	3	Horizontal	105	1.00	-	35.22	39.64	10.19	35.02
AV	15.689002G	47.75	54.00	-6.25	15.16	3	Horizontal	51	1.49	-	32.59	38.28	11.76	34.88
PK	10.458104G	65.45	74.00	-8.55	14.81	3	Horizontal	105	1.00	-	50.64	39.64	10.19	35.02
PK	15.69519G	62.05	74.00	-11.95	15.13	3	Horizontal	51	1.49	-	46.92	38.26	11.76	34.89



802.11ac VHT40_Nss1,(MCS0)_8TX

5755MHz_TX

11/04/2018



Legend for the spectrum plot:

- Lim.PK: Red line with a peak symbol
- PK: Blue line with a peak symbol
- Lim.AV: Red line with a valley symbol
- AV: Blue line with a valley symbol

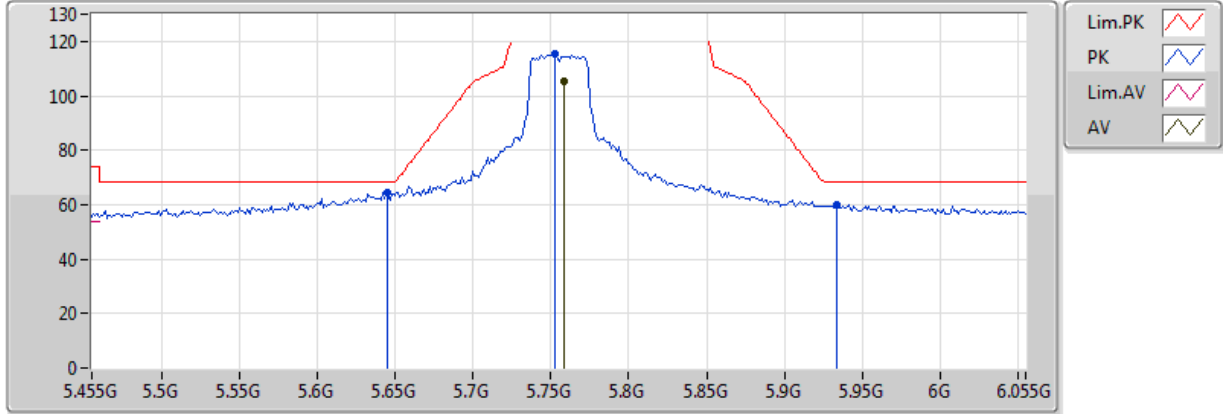
Type	Freq (Hz)	Level (dBuV/m)	Limit (dBuV/m)	Margin (dB)	Factor (dB)	Dist (m)	Condition	Azimuth (°)	Height (m)	Comments	Raw (dBuV)	AF (dB)	CL (dB)	PA (dB)
AV	5.7562G	108.83	Inf	-Inf	4.77	3	Vertical	86	1.71	-	104.06	32.21	7.17	34.61
PK	5.5966G	64.13	68.20	-4.07	4.48	3	Vertical	86	1.71	-	59.65	31.95	7.10	34.57
PK	5.9362G	59.94	68.20	-8.26	5.09	3	Vertical	86	1.71	-	54.85	32.50	7.25	34.66
PK	5.7598G	119.60	Inf	-Inf	4.78	3	Vertical	86	1.71	-	114.82	32.22	7.17	34.61



802.11ac VHT40_Nss1,(MCS0)_8TX

5755MHz_TX

11/04/2018



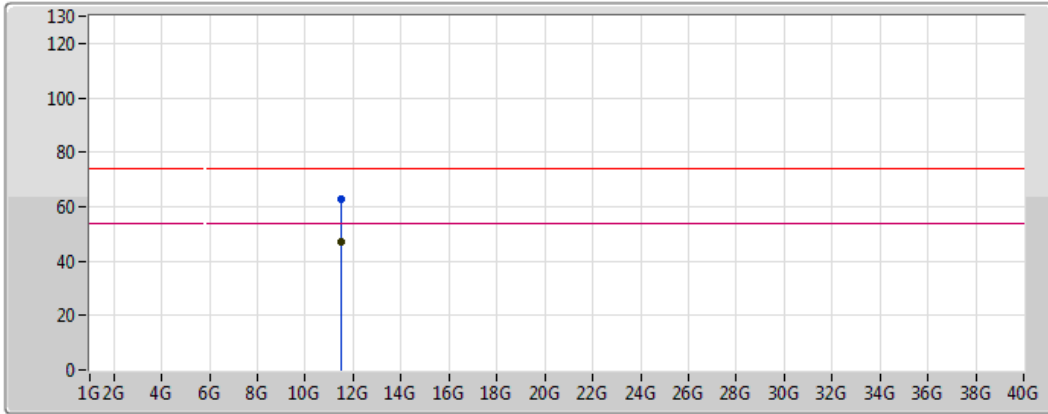
Type	Freq (Hz)	Level (dBuV/m)	Limit (dBuV/m)	Margin (dB)	Factor (dB)	Dist (m)	Condition	Azimuth (°)	Height (m)	Comments	Raw (dBuV)	AF (dB)	CL (dB)	PA (dB)
AV	5.7586G	105.40	Inf	-Inf	4.78	3	Horizontal	105	2.21	-	100.62	32.21	7.17	34.61
PK	5.6446G	64.64	68.20	-3.56	4.57	3	Horizontal	105	2.21	-	60.07	32.03	7.12	34.58
PK	5.9338G	59.87	68.20	-8.33	5.08	3	Horizontal	105	2.21	-	54.79	32.49	7.25	34.66
PK	5.7526G	115.23	Inf	-Inf	4.76	3	Horizontal	105	2.21	-	110.47	32.20	7.17	34.61



802.11ac VHT40_Nss1,(MCS0)_8TX

5755MHz_TX

11/04/2018



Lim.PK	
PK	
Lim.AV	
AV	

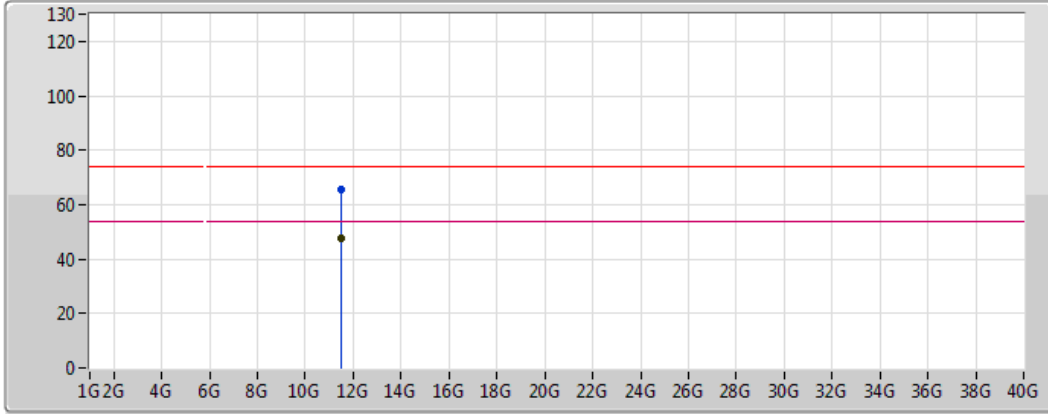
Type	Freq (Hz)	Level (dBuV/m)	Limit (dBuV/m)	Margin (dB)	Factor (dB)	Dist (m)	Condition	Azimuth (°)	Height (m)	Comments	Raw (dBuV)	AF (dB)	CL (dB)	PA (dB)
AV	11.5102G	46.87	54.00	-7.13	15.33	3	Vertical	50	1.50	-	31.54	39.69	10.35	34.71
PK	11.508204G	63.01	74.00	-10.99	15.33	3	Vertical	50	1.50	-	47.68	39.69	10.35	34.71



802.11ac VHT40_Nss1,(MCS0)_8TX

5755MHz_TX

11/04/2018



Lim.PK	
PK	
Lim.AV	
AV	

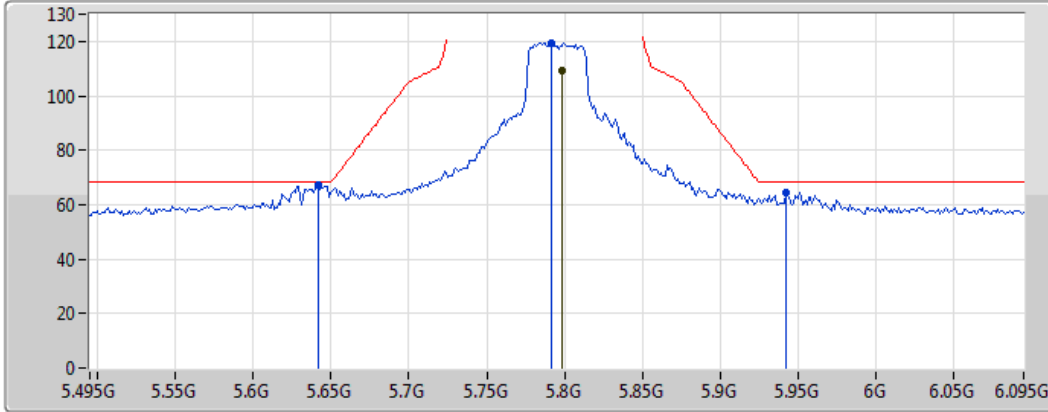
Type	Freq (Hz)	Level (dBuV/m)	Limit (dBuV/m)	Margin (dB)	Factor (dB)	Dist (m)	Condition	Azimuth (°)	Height (m)	Comments	Raw (dBuV)	AF (dB)	CL (dB)	PA (dB)
AV	11.5098G	47.74	54.00	-6.26	15.33	3	Horizontal	246	2.54	-	32.41	39.69	10.35	34.71
PK	11.506407G	65.66	74.00	-8.34	15.33	3	Horizontal	246	2.54	-	50.33	39.69	10.35	34.71



802.11ac VHT40_Nss1,(MCS0)_8TX

5795MHz_TX

11/04/2018



Legend for the spectrum plot:

- Lim.PK: Red line with a peak icon
- PK: Blue line with a peak icon
- Lim.AV: Red line with a valley icon
- AV: Blue line with a valley icon

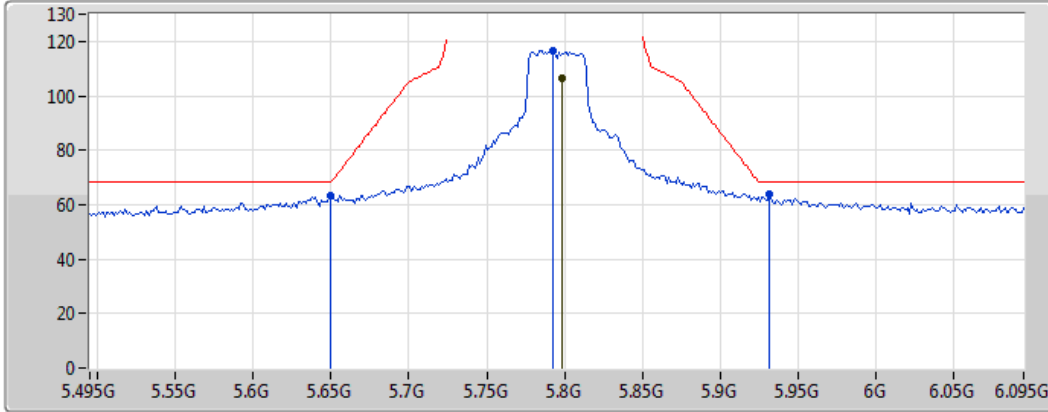
Type	Freq (Hz)	Level (dBuV/m)	Limit (dBuV/m)	Margin (dB)	Factor (dB)	Dist (m)	Condition	Azimuth (°)	Height (m)	Comments	Raw (dBuV)	AF (dB)	CL (dB)	PA (dB)
AV	5.7986G	109.33	Inf	-Inf	4.85	3	Vertical	86	1.63	-	104.48	32.28	7.19	34.62
PK	5.6414G	67.36	68.20	-0.84	4.57	3	Vertical	86	1.63	-	62.79	32.03	7.12	34.58
PK	5.9426G	64.62	68.20	-3.58	5.11	3	Vertical	86	1.63	-	59.51	32.51	7.26	34.66
PK	5.7914G	119.34	Inf	-Inf	4.83	3	Vertical	86	1.63	-	114.51	32.27	7.19	34.62



802.11ac VHT40_Nss1,(MCS0)_8TX

5795MHz_TX

11/04/2018



Lim.PK	
PK	
Lim.AV	
AV	

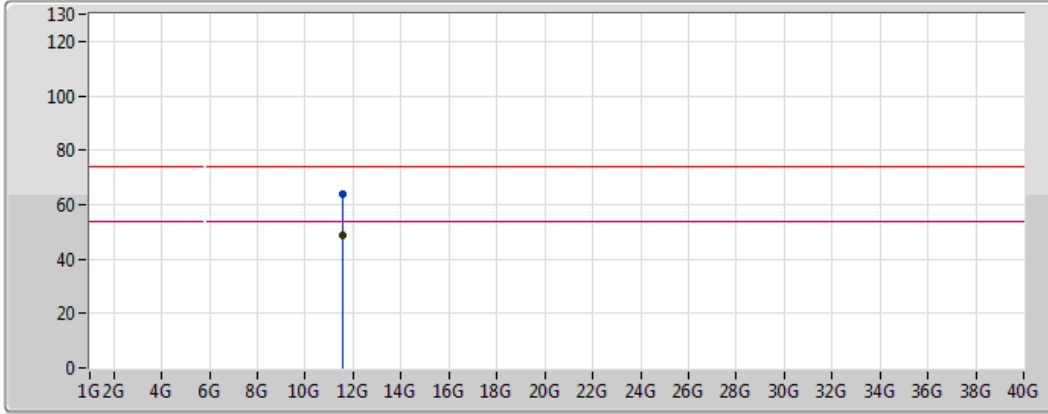
Type	Freq (Hz)	Level (dBuV/m)	Limit (dBuV/m)	Margin (dB)	Factor (dB)	Dist (m)	Condition	Azimuth (°)	Height (m)	Comments	Raw (dBuV)	AF (dB)	CL (dB)	PA (dB)
AV	5.7986G	106.65	Inf	-Inf	4.85	3	Horizontal	100	2.22	-	101.80	32.28	7.19	34.62
PK	5.6498G	63.33	68.20	-4.87	4.58	3	Horizontal	100	2.22	-	58.75	32.04	7.12	34.58
PK	5.9318G	63.62	68.20	-4.58	5.08	3	Horizontal	100	2.22	-	58.54	32.49	7.25	34.66
PK	5.7926G	116.63	Inf	-Inf	4.84	3	Horizontal	100	2.22	-	111.79	32.27	7.19	34.62



802.11ac VHT40_Nss1,(MCS0)_8TX

5795MHz_TX

11/04/2018



Lim.PK	
PK	
Lim.AV	
AV	

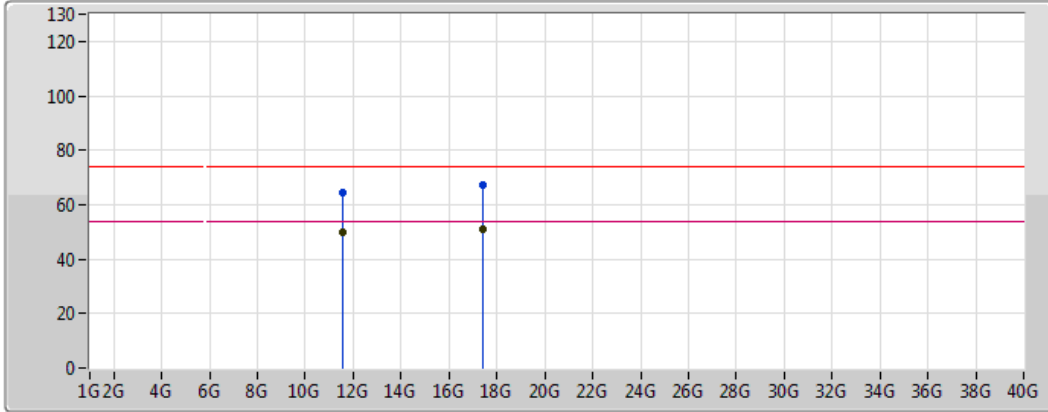
Type	Freq (Hz)	Level (dBuV/m)	Limit (dBuV/m)	Margin (dB)	Factor (dB)	Dist (m)	Condition	Azimuth (°)	Height (m)	Comments	Raw (dBuV)	AF (dB)	CL (dB)	PA (dB)
AV	11.590299G	48.66	54.00	-5.34	15.22	3	Vertical	26	3.03	-	33.44	39.57	10.37	34.73
PK	11.587904G	63.74	74.00	-10.26	15.22	3	Vertical	26	3.03	-	48.52	39.58	10.37	34.73



802.11ac VHT40_Nss1,(MCS0)_8TX

5795MHz_TX

11/04/2018



Legend for the spectrum plot:

- Lim.PK: Red line with a red zigzag icon
- PK: Blue line with a blue zigzag icon
- Lim.AV: Pink line with a pink zigzag icon
- AV: Black line with a black zigzag icon

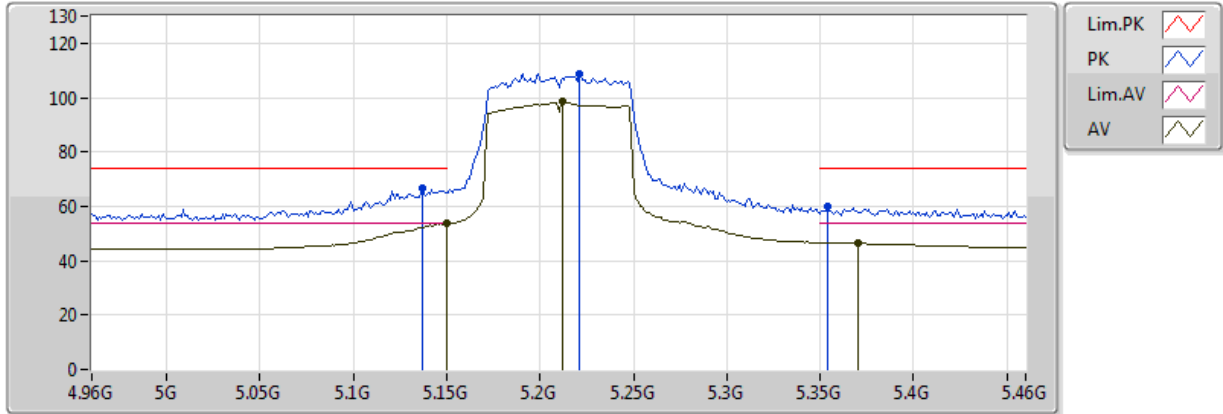
Type	Freq (Hz)	Level (dBuV/m)	Limit (dBuV/m)	Margin (dB)	Factor (dB)	Dist (m)	Condition	Azimuth (°)	Height (m)	Comments	Raw (dBuV)	AF (dB)	CL (dB)	PA (dB)
AV	11.59G	49.79	54.00	-4.21	15.22	3	Horizontal	247	1.50	-	34.57	39.57	10.37	34.73
AV	17.397575G	51.22	54.00	-2.78	21.42	3	Horizontal	69	1.50	-	29.80	42.70	12.64	33.92
PK	11.588303G	64.46	74.00	-9.54	15.22	3	Horizontal	247	1.50	-	49.24	39.58	10.37	34.73
PK	17.391587G	67.15	74.00	-6.85	21.38	3	Horizontal	69	1.50	-	45.77	42.66	12.63	33.92



802.11ac VHT80_Nss1,(MCS0)_8TX

5210MHz_TX

14/04/2018



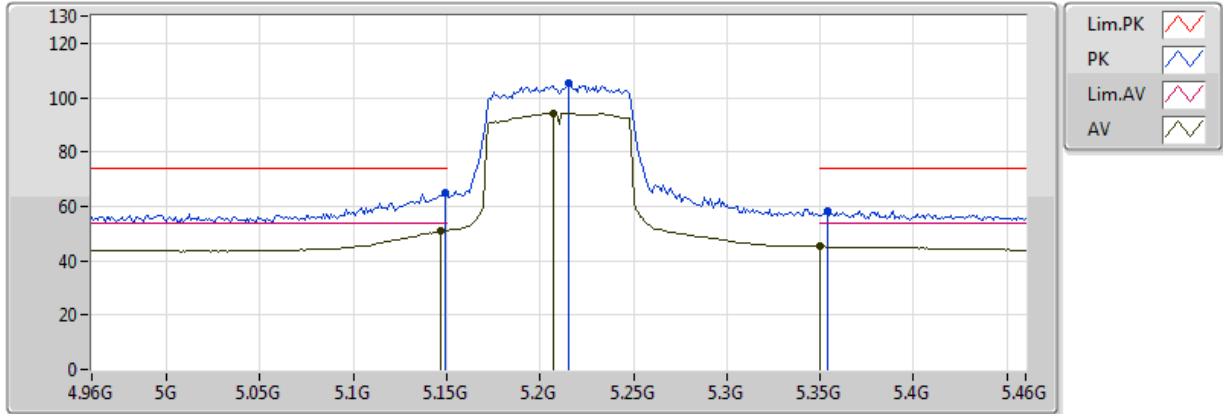
Type	Freq (Hz)	Level (dBuV/m)	Limit (dBuV/m)	Margin (dB)	Factor (dB)	Dist (m)	Condition	Azimuth (°)	Height (m)	Comments	Raw (dBuV)	AF (dB)	CL (dB)	PA (dB)
AV	5.149995G	53.58	54.00	-0.42	3.75	3	Vertical	2	1.75	-	49.83	31.66	6.64	34.55
AV	5.37G	46.66	54.00	-7.34	4.11	3	Vertical	2	1.75	-	42.55	31.75	6.90	34.54
AV	5.212G	98.35	Inf	-Inf	3.85	3	Vertical	2	1.75	-	94.50	31.68	6.71	34.55
PK	5.137G	66.69	74.00	-7.31	3.72	3	Vertical	2	1.75	-	62.97	31.65	6.62	34.55
PK	5.354G	59.77	74.00	-14.23	4.08	3	Vertical	2	1.75	-	55.69	31.74	6.88	34.54
PK	5.221G	108.82	Inf	-Inf	3.87	3	Vertical	2	1.75	-	104.95	31.69	6.73	34.55



802.11ac VHT80_Nss1,(MCS0)_8TX

5210MHz_TX

14/04/2018



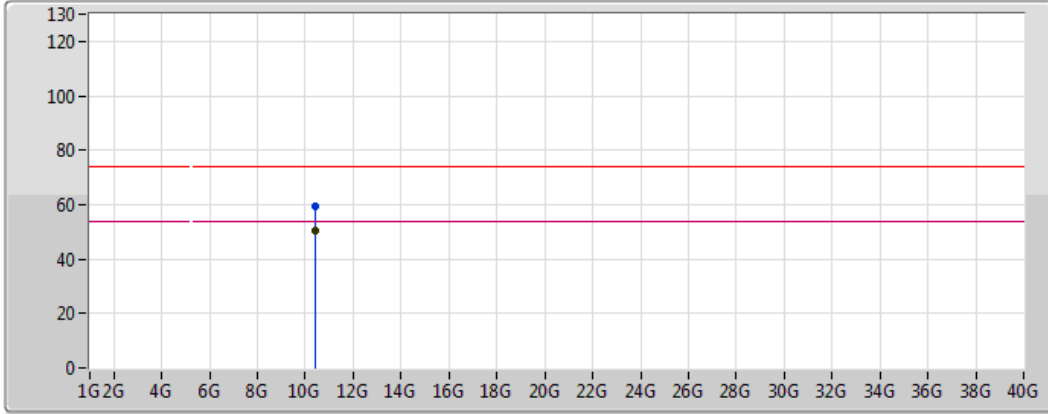
Type	Freq (Hz)	Level (dBuV/m)	Limit (dBuV/m)	Margin (dB)	Factor (dB)	Dist (m)	Condition	Azimuth (°)	Height (m)	Comments	Raw (dBuV)	AF (dB)	CL (dB)	PA (dB)
AV	5.147G	51.02	54.00	-2.98	3.75	3	Horizontal	106	1.77	-	47.27	31.66	6.64	34.55
AV	5.350005G	45.16	54.00	-8.84	4.08	3	Horizontal	106	1.77	-	41.08	31.74	6.88	34.54
AV	5.207G	94.40	Inf	-Inf	3.84	3	Horizontal	106	1.77	-	90.56	31.68	6.71	34.55
PK	5.149G	65.18	74.00	-8.82	3.75	3	Horizontal	106	1.77	-	61.43	31.66	6.64	34.55
PK	5.354G	58.53	74.00	-15.47	4.08	3	Horizontal	106	1.77	-	54.45	31.74	6.88	34.54
PK	5.215G	105.61	Inf	-Inf	3.86	3	Horizontal	106	1.77	-	101.75	31.69	6.72	34.55



802.11ac VHT80_Nss1,(MCS0)_8TX

5210MHz_TX

14/04/2018



Legend:

- Lim.PK:
- PK:
- Lim.AV:
- AV:

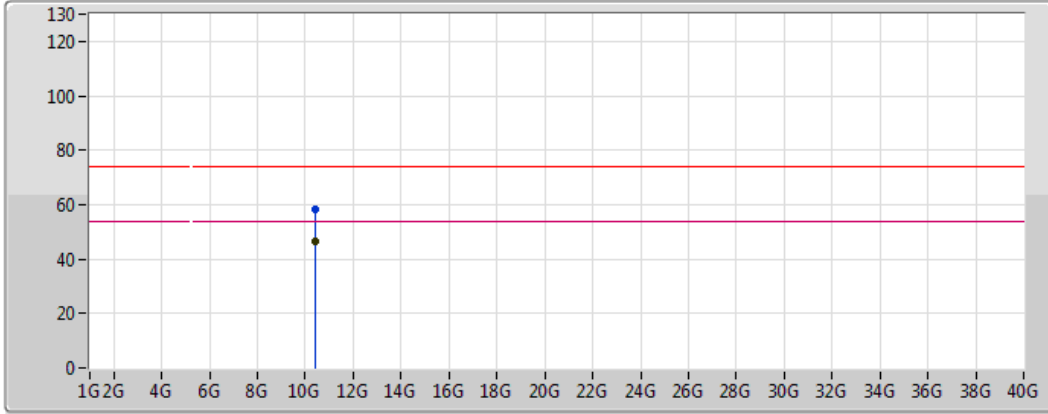
Type	Freq (Hz)	Level (dBuV/m)	Limit (dBuV/m)	Margin (dB)	Factor (dB)	Dist (m)	Condition	Azimuth (°)	Height (m)	Comments	Raw (dBuV)	AF (dB)	CL (dB)	PA (dB)
AV	10.41996G	50.62	54.00	-3.38	14.72	3	Vertical	119	1.59	-	35.90	39.59	10.19	35.05
PK	10.41996G	59.59	74.00	-14.41	14.72	3	Vertical	119	1.59	-	44.87	39.59	10.19	35.05



802.11ac VHT80_Nss1,(MCS0)_8TX

5210MHz_TX

14/04/2018



Lim.PK	
PK	
Lim.AV	
AV	

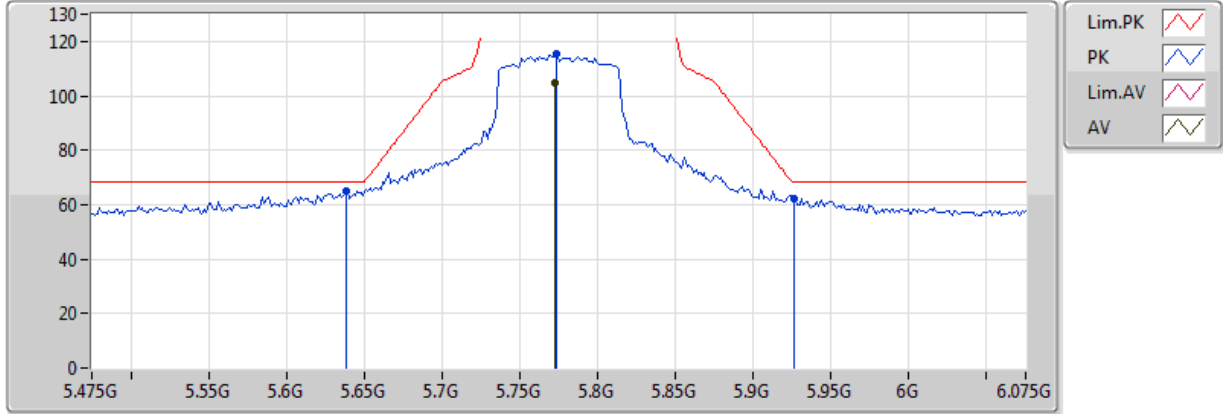
Type	Freq (Hz)	Level (dBuV/m)	Limit (dBuV/m)	Margin (dB)	Factor (dB)	Dist (m)	Condition	Azimuth (°)	Height (m)	Comments	Raw (dBuV)	AF (dB)	CL (dB)	PA (dB)
AV	10.42G	46.77	54.00	-7.23	14.72	3	Horizontal	237	1.47	-	32.05	39.59	10.19	35.05
PK	10.398942G	58.28	74.00	-15.72	14.67	3	Horizontal	237	1.47	-	43.61	39.56	10.19	35.07



802.11ac VHT80_Nss1,(MCS0)_8TX

5775MHz_TX

11/04/2018



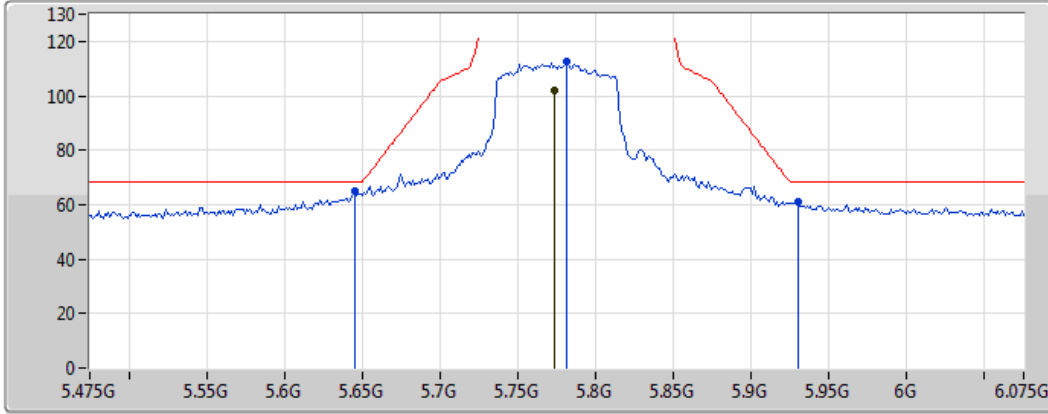
Type	Freq (Hz)	Level (dBuV/m)	Limit (dBuV/m)	Margin (dB)	Factor (dB)	Dist (m)	Condition	Azimuth (°)	Height (m)	Comments	Raw (dBuV)	AF (dB)	CL (dB)	PA (dB)
AV	5.7726G	105.03	Inf	-Inf	4.80	3	Vertical	88	1.74	-	100.23	32.24	7.18	34.61
PK	5.6382G	65.11	68.20	-3.09	4.56	3	Vertical	88	1.74	-	60.55	32.02	7.12	34.58
PK	5.9262G	62.42	68.20	-5.78	5.07	3	Vertical	88	1.74	-	57.35	32.48	7.25	34.66
PK	5.7738G	115.60	Inf	-Inf	4.80	3	Vertical	88	1.74	-	110.80	32.24	7.18	34.61



802.11ac VHT80_Nss1,(MCS0)_8TX

5775MHz_TX

11/04/2018



Legend:

- Lim.PK (Red line)
- PK (Blue line)
- Lim.AV (Red line)
- AV (Blue line)

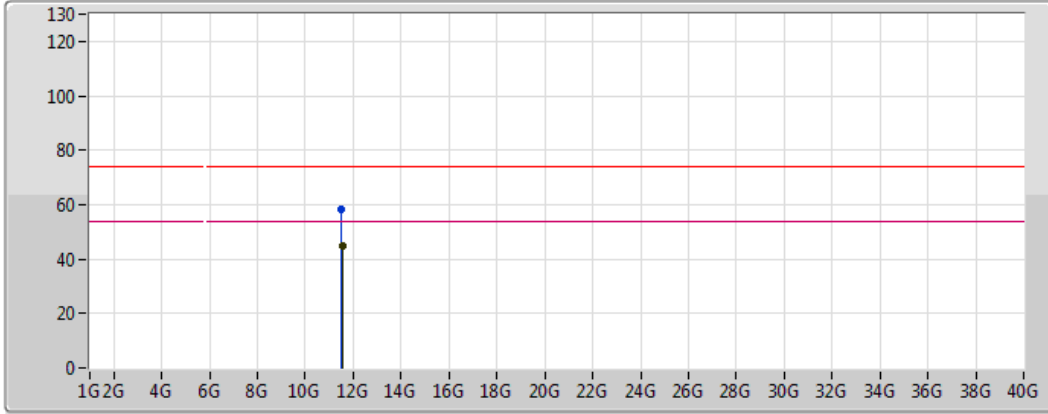
Type	Freq (Hz)	Level (dBuV/m)	Limit (dBuV/m)	Margin (dB)	Factor (dB)	Dist (m)	Condition	Azimuth (°)	Height (m)	Comments	Raw (dBuV)	AF (dB)	CL (dB)	PA (dB)
AV	5.7738G	101.92	Inf	-Inf	4.80	3	Horizontal	106	2.31	-	97.12	32.24	7.18	34.61
PK	5.6454G	65.11	68.20	-3.09	4.57	3	Horizontal	106	2.31	-	60.54	32.03	7.12	34.58
PK	5.9298G	61.05	68.20	-7.15	5.08	3	Horizontal	106	2.31	-	55.97	32.49	7.25	34.66
PK	5.781G	112.53	Inf	-Inf	4.82	3	Horizontal	106	2.31	-	107.71	32.25	7.18	34.62



802.11ac VHT80_Nss1,(MCS0)_8TX

5775MHz_TX

11/04/2018



Lim.PK	
PK	
Lim.AV	
AV	

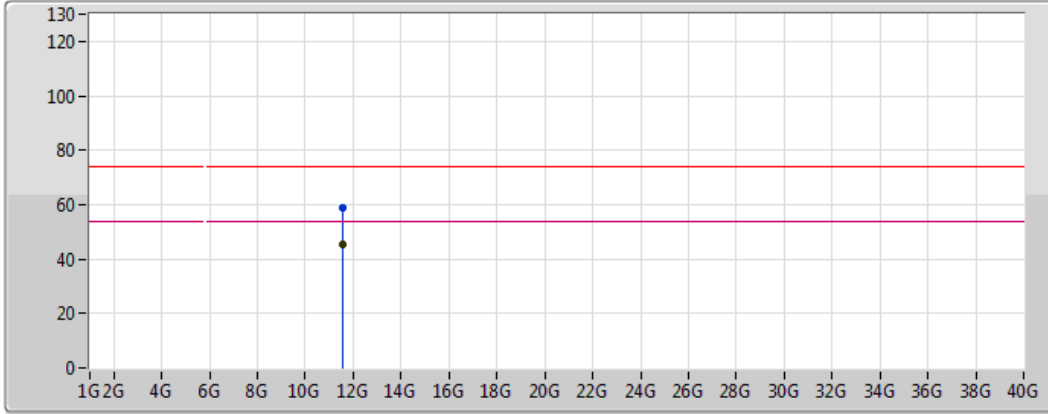
Type	Freq (Hz)	Level (dBuV/m)	Limit (dBuV/m)	Margin (dB)	Factor (dB)	Dist (m)	Condition	Azimuth (°)	Height (m)	Comments	Raw (dBuV)	AF (dB)	CL (dB)	PA (dB)
AV	11.5502G	44.76	54.00	-9.24	15.27	3	Vertical	49	1.50	-	29.49	39.63	10.36	34.72
PK	11.511677G	58.09	74.00	-15.91	15.32	3	Vertical	49	1.50	-	42.77	39.68	10.35	34.71



802.11ac VHT80_Nss1,(MCS0)_8TX

5775MHz_TX

11/04/2018



Type	Freq (Hz)	Level (dBuV/m)	Limit (dBuV/m)	Margin (dB)	Factor (dB)	Dist (m)	Condition	Azimuth (°)	Height (m)	Comments	Raw (dBuV)	AF (dB)	CL (dB)	PA (dB)
AV	11.5502G	45.36	54.00	-8.64	15.27	3	Horizontal	249	1.50	-	30.09	39.63	10.36	34.72
PK	11.568363G	58.75	74.00	-15.25	15.25	3	Horizontal	249	1.50	-	43.50	39.60	10.36	34.72



Summary

Mode	Result	Type	Freq (Hz)	Level (dBuV/m)	Limit (dBuV/m)	Margin (dB)	Factor (dB)	Dist (m)	Condition	Azimuth (°)	Height (m)	Comments
5.725-5.85GHz	-	-	-	-	-	-	-	-	-	-	-	-
802.11ac VHT80_Nss2,(MCS0)_8TX	Pass	PK	41.64M	34.28	40.00	-5.72	-10.24	3	Vertical	360	1.00	-



RSE TX below 1GHz Result_8TX_Non-Beamforming_NSS 2 Appendix E.2

Result

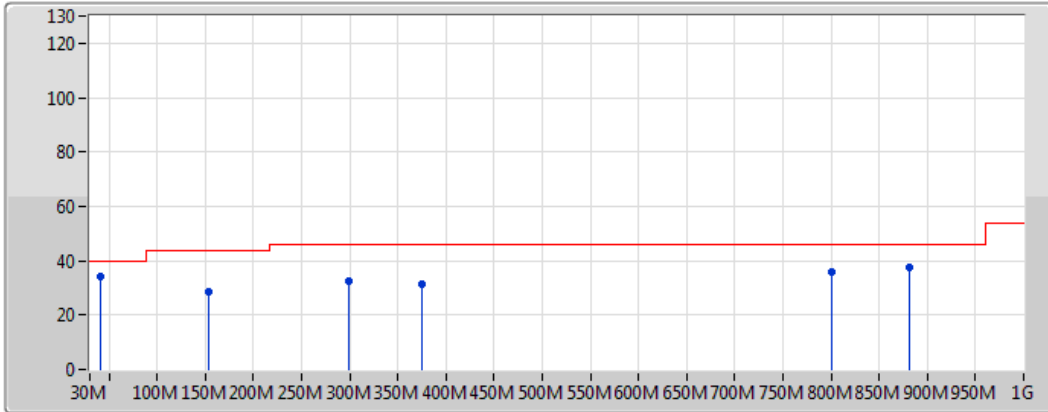
Mode	Result	Type	Freq (Hz)	Level (dBuV/m)	Limit (dBuV/m)	Margin (dB)	Factor (dB)	Dist (m)	Condition	Azimuth (°)	Height (m)	Comments
802.11ac VHT80_Nss2,(MCS0)_8TX	-	-	-	-	-	-	-	-	-	-	-	-
5775MHz	Pass	PK	30M	25.20	40.00	-14.80	-4.45	3	Horizontal	0	1.00	-
5775MHz	Pass	PK	173.56M	30.85	43.50	-12.65	-10.74	3	Horizontal	0	1.00	-
5775MHz	Pass	PK	299.66M	34.33	46.00	-11.67	-5.78	3	Horizontal	0	1.00	-
5775MHz	Pass	PK	375.32M	32.55	46.00	-13.45	-4.47	3	Horizontal	0	1.00	-
5775MHz	Pass	PK	800.18M	35.56	46.00	-10.44	1.25	3	Horizontal	0	1.00	-
5775MHz	Pass	PK	937.92M	34.70	46.00	-11.30	3.35	3	Horizontal	0	1.00	-
5775MHz	Pass	PK	41.64M	34.28	40.00	-5.72	-10.24	3	Vertical	360	1.00	-
5775MHz	Pass	PK	154.16M	28.34	43.50	-15.16	-10.36	3	Vertical	360	1.00	-
5775MHz	Pass	PK	299.66M	32.24	46.00	-13.76	-5.78	3	Vertical	360	1.00	-
5775MHz	Pass	PK	375.32M	31.56	46.00	-14.44	-4.47	3	Vertical	360	1.00	-
5775MHz	Pass	PK	800.18M	35.73	46.00	-10.27	1.25	3	Vertical	360	1.00	-
5775MHz	Pass	PK	881.66M	37.41	46.00	-8.59	2.36	3	Vertical	360	1.00	-



802.11ac VHT80_Nss2,(MCS0)_8TX

5775MHz_Switching Power Supply

20/04/2018



Legend:

- Lim.PK (Red line)
- PK (Blue line)

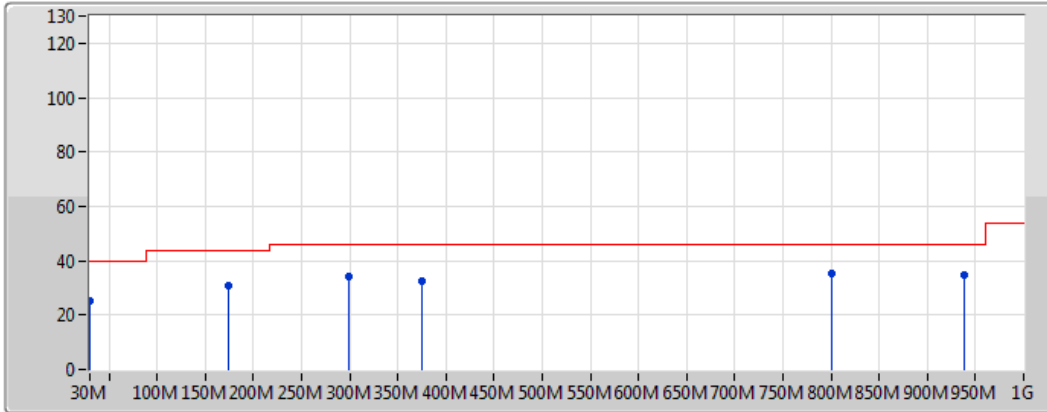
Type	Freq (Hz)	Level (dBuV/m)	Limit (dBuV/m)	Margin (dB)	Factor (dB)	Dist (m)	Condition	Azimuth (°)	Height (m)	Comments	Raw (dBuV)	AF (dB)	CL (dB)	PA (dB)
PK	41.64M	34.28	40.00	-5.72	-10.24	3	Vertical	360	1.00	-	44.52	16.76	0.68	27.68
PK	154.16M	28.34	43.50	-15.16	-10.36	3	Vertical	360	1.00	-	38.70	15.37	1.88	27.61
PK	299.66M	32.24	46.00	-13.76	-5.78	3	Vertical	360	1.00	-	38.02	18.42	3.00	27.20
PK	375.32M	31.56	46.00	-14.44	-4.47	3	Vertical	360	1.00	-	36.03	20.15	3.15	27.77
PK	800.18M	35.73	46.00	-10.27	1.25	3	Vertical	360	1.00	-	34.48	25.15	4.17	28.07
PK	881.66M	37.41	46.00	-8.59	2.36	3	Vertical	360	1.00	-	35.05	25.79	4.30	27.73



802.11ac VHT80_Nss2,(MCS0)_8TX

5775MHz_Switching Power Supply

20/04/2018



Legend:

- Lim.PK (Red stepped line)
- PK (Blue vertical line)

Type	Freq (Hz)	Level (dBuV/m)	Limit (dBuV/m)	Margin (dB)	Factor (dB)	Dist (m)	Condition	Azimuth (°)	Height (m)	Comments	Raw (dBuV)	AF (dB)	CL (dB)	PA (dB)
PK	30M	25.20	40.00	-14.80	-4.45	3	Horizontal	0	1.00	-	29.65	23.11	0.29	27.85
PK	173.56M	30.85	43.50	-12.65	-10.74	3	Horizontal	0	1.00	-	41.59	14.73	2.06	27.54
PK	299.66M	34.33	46.00	-11.67	-5.78	3	Horizontal	0	1.00	-	40.11	18.42	3.00	27.20
PK	375.32M	32.55	46.00	-13.45	-4.47	3	Horizontal	0	1.00	-	37.02	20.15	3.15	27.77
PK	800.18M	35.56	46.00	-10.44	1.25	3	Horizontal	0	1.00	-	34.31	25.15	4.17	28.07
PK	937.92M	34.70	46.00	-11.30	3.35	3	Horizontal	0	1.00	-	31.35	26.11	4.74	27.50



Summary

Mode	Result	Type	Freq (Hz)	Level (dBuV/m)	Limit (dBuV/m)	Margin (dB)	Factor (dB)	Dist (m)	Condition	Azimuth (°)	Height (m)	Comments
5.725-5.85GHz	-	-	-	-	-	-	-	-	-	-	-	-
802.11ac VHT20_Nss2,(MCS0)_8TX	Pass	AV	17.4764G	53.20	54.00	-0.80	21.95	3	Horizontal	57	1.44	-
802.11ac VHT40_Nss2,(MCS0)_8TX	Pass	PK	5.615G	66.25	68.20	-1.95	4.52	3	Vertical	337	1.42	-
802.11ac VHT80_Nss2,(MCS0)_8TX	Pass	PK	5.649G	68.04	68.20	-0.16	4.58	3	Vertical	337	1.41	-



RSE TX above 1GHz Result_8TX_Non-Beamforming_NSS 2 Appendix E.2

Result

Mode	Result	Type	Freq (Hz)	Level (dBuV/m)	Limit (dBuV/m)	Margin (dB)	Factor (dB)	Dist (m)	Condition	Azimuth (°)	Height (m)	Comments
802.11ac VHT20_Nss2,(MCS0)_8TX	-	-	-	-	-	-	-	-	-	-	-	-
5745MHz	Pass	AV	5.751G	108.41	Inf	-Inf	4.76	3	Horizontal	114	2.27	-
5745MHz	Pass	PK	5.6382G	64.62	68.20	-3.58	4.56	3	Horizontal	114	2.27	-
5745MHz	Pass	PK	5.7522G	119.54	Inf	-Inf	4.76	3	Horizontal	114	2.27	-
5745MHz	Pass	PK	5.9442G	61.30	68.20	-6.90	5.11	3	Horizontal	114	2.27	-
5745MHz	Pass	AV	5.739G	112.25	Inf	-Inf	4.74	3	Vertical	85	1.74	-
5745MHz	Pass	PK	5.559G	64.62	68.20	-3.58	4.41	3	Vertical	85	1.74	-
5745MHz	Pass	PK	5.739G	122.81	Inf	-Inf	4.74	3	Vertical	85	1.74	-
5745MHz	Pass	PK	5.9442G	60.25	68.20	-7.95	5.11	3	Vertical	85	1.74	-
5745MHz	Pass	AV	11.4887G	50.63	54.00	-3.37	15.36	3	Horizontal	245	1.50	-
5745MHz	Pass	AV	17.234G	50.60	54.00	-3.40	20.30	3	Horizontal	71	1.86	-
5745MHz	Pass	PK	11.4906G	66.52	74.00	-7.48	15.35	3	Horizontal	245	1.50	-
5745MHz	Pass	PK	17.23899G	64.95	74.00	-9.05	20.34	3	Horizontal	71	1.86	-
5745MHz	Pass	AV	11.4888G	49.34	54.00	-4.66	15.36	3	Vertical	265	1.49	-
5745MHz	Pass	PK	11.4895G	63.66	74.00	-10.34	15.35	3	Vertical	265	1.49	-
5785MHz	Pass	AV	5.7826G	108.25	Inf	-Inf	4.82	3	Horizontal	126	1.63	-
5785MHz	Pass	PK	5.6434G	61.41	68.20	-6.79	4.57	3	Horizontal	126	1.63	-
5785MHz	Pass	PK	5.791G	118.63	Inf	-Inf	4.83	3	Horizontal	126	1.63	-
5785MHz	Pass	PK	5.9398G	61.21	68.20	-6.99	5.10	3	Horizontal	126	1.63	-
5785MHz	Pass	AV	5.779G	112.67	Inf	-Inf	4.81	3	Vertical	84	1.82	-
5785MHz	Pass	PK	5.6362G	64.24	68.20	-3.96	4.56	3	Vertical	84	1.82	-
5785MHz	Pass	PK	5.7778G	122.12	Inf	-Inf	4.81	3	Vertical	84	1.82	-
5785MHz	Pass	PK	5.9278G	61.35	68.20	-6.85	5.07	3	Vertical	84	1.82	-
5785MHz	Pass	AV	11.5707G	52.93	54.00	-1.07	15.24	3	Horizontal	249	2.40	-
5785MHz	Pass	AV	17.35829G	50.83	54.00	-3.17	21.15	3	Horizontal	57	1.88	-
5785MHz	Pass	PK	11.56651G	68.09	74.00	-5.91	15.25	3	Horizontal	249	2.40	-
5785MHz	Pass	PK	17.3564G	64.78	74.00	-9.22	21.14	3	Horizontal	57	1.88	-
5785MHz	Pass	AV	11.5709G	50.63	54.00	-3.37	15.24	3	Vertical	269	2.10	-
5785MHz	Pass	PK	11.5701G	64.20	74.00	-9.80	15.24	3	Vertical	269	2.10	-
5825MHz	Pass	AV	5.8274G	104.58	Inf	-Inf	4.90	3	Horizontal	93	1.76	-
5825MHz	Pass	PK	5.6438G	59.12	68.20	-9.08	4.57	3	Horizontal	93	1.76	-
5825MHz	Pass	PK	5.8262G	115.00	Inf	-Inf	4.90	3	Horizontal	93	1.76	-
5825MHz	Pass	PK	5.9318G	61.68	68.20	-6.52	5.08	3	Horizontal	93	1.76	-
5825MHz	Pass	AV	5.8274G	109.65	Inf	-Inf	4.90	3	Vertical	337	1.57	-
5825MHz	Pass	PK	5.651G	61.89	68.94	-7.05	4.58	3	Vertical	337	1.57	-
5825MHz	Pass	PK	5.8202G	119.55	Inf	-Inf	4.89	3	Vertical	337	1.57	-
5825MHz	Pass	PK	5.9246G	63.98	68.50	-4.52	5.07	3	Vertical	337	1.57	-
5825MHz	Pass	AV	11.6492G	52.35	54.00	-1.65	15.14	3	Horizontal	249	2.54	-
5825MHz	Pass	AV	17.4764G	53.20	54.00	-0.80	21.95	3	Horizontal	57	1.44	-
5825MHz	Pass	PK	11.6495G	66.73	74.00	-7.27	15.14	3	Horizontal	249	2.54	-
5825MHz	Pass	PK	17.47819G	68.19	74.00	-5.81	21.97	3	Horizontal	57	1.44	-
5825MHz	Pass	AV	11.6509G	51.12	54.00	-2.88	15.13	3	Vertical	265	1.98	-
5825MHz	Pass	PK	11.6494G	64.81	74.00	-9.19	15.14	3	Vertical	265	1.98	-
802.11ac VHT40_Nss2,(MCS0)_8TX	-	-	-	-	-	-	-	-	-	-	-	-
5755MHz	Pass	AV	5.7514G	103.05	Inf	-Inf	4.76	3	Horizontal	98	2.40	-
5755MHz	Pass	PK	5.641G	64.31	68.20	-3.89	4.57	3	Horizontal	98	2.40	-
5755MHz	Pass	PK	5.7658G	113.50	Inf	-Inf	4.79	3	Horizontal	98	2.40	-
5755MHz	Pass	PK	5.9362G	60.31	68.20	-7.89	5.09	3	Horizontal	98	2.40	-



RSE TX above 1GHz Result_8TX_Non-Beamforming_NSS 2 Appendix E.2

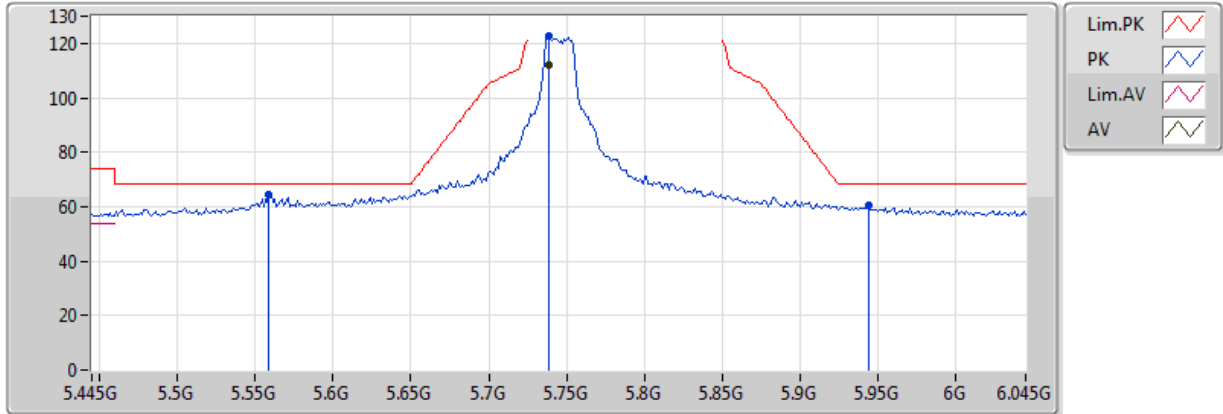
Mode	Result	Type	Freq (Hz)	Level (dBuV/m)	Limit (dBuV/m)	Margin (dB)	Factor (dB)	Dist (m)	Condition	Azimuth (°)	Height (m)	Comments
5755MHz	Pass	AV	5.7478G	106.86	Inf	-Inf	4.76	3	Vertical	335	1.43	-
5755MHz	Pass	PK	5.6482G	63.08	68.20	-5.12	4.58	3	Vertical	335	1.43	-
5755MHz	Pass	PK	5.749G	116.57	Inf	-Inf	4.76	3	Vertical	335	1.43	-
5755MHz	Pass	PK	5.947G	60.00	68.20	-8.20	5.12	3	Vertical	335	1.43	-
5755MHz	Pass	AV	11.50234G	48.14	54.00	-5.86	15.34	3	Horizontal	247	1.50	-
5755MHz	Pass	PK	11.51271G	61.49	74.00	-12.51	15.32	3	Horizontal	247	1.50	-
5755MHz	Pass	AV	11.50824G	48.20	54.00	-5.80	15.33	3	Vertical	47	3.19	-
5755MHz	Pass	PK	11.51271G	62.04	74.00	-11.96	15.32	3	Vertical	47	3.19	-
5795MHz	Pass	AV	5.7926G	104.10	Inf	-Inf	4.84	3	Horizontal	94	1.78	-
5795MHz	Pass	PK	5.6474G	65.96	68.20	-2.24	4.58	3	Horizontal	94	1.78	-
5795MHz	Pass	PK	5.7794G	115.29	Inf	-Inf	4.81	3	Horizontal	94	1.78	-
5795MHz	Pass	PK	5.9258G	62.41	68.20	-5.79	5.07	3	Horizontal	94	1.78	-
5795MHz	Pass	AV	5.7866G	108.21	Inf	-Inf	4.83	3	Vertical	337	1.42	-
5795MHz	Pass	PK	5.615G	66.25	68.20	-1.95	4.52	3	Vertical	337	1.42	-
5795MHz	Pass	PK	5.8034G	118.80	Inf	-Inf	4.86	3	Vertical	337	1.42	-
5795MHz	Pass	PK	5.927G	65.03	68.20	-3.17	5.07	3	Vertical	337	1.42	-
5795MHz	Pass	AV	11.59431G	50.44	54.00	-3.56	15.21	3	Horizontal	248	2.56	-
5795MHz	Pass	AV	17.39123G	51.12	54.00	-2.88	21.37	3	Horizontal	57	1.50	-
5795MHz	Pass	PK	11.58409G	65.83	74.00	-8.17	15.23	3	Horizontal	248	2.56	-
5795MHz	Pass	PK	17.39123G	66.92	74.00	-7.08	21.37	3	Horizontal	57	1.50	-
5795MHz	Pass	AV	11.59703G	49.01	54.00	-4.99	15.21	3	Vertical	266	1.96	-
5795MHz	Pass	PK	11.58553G	63.03	74.00	-10.97	15.22	3	Vertical	266	1.96	-
802.11ac VHT80_Nss2,(MCS0)_8TX	-	-	-	-	-	-	-	-	-	-	-	-
5775MHz	Pass	AV	5.7714G	100.67	Inf	-Inf	4.80	3	Horizontal	98	2.23	-
5775MHz	Pass	PK	5.6478G	67.73	68.20	-0.47	4.58	3	Horizontal	98	2.23	-
5775MHz	Pass	PK	5.7594G	111.53	Inf	-Inf	4.78	3	Horizontal	98	2.23	-
5775MHz	Pass	PK	5.9274G	62.84	68.20	-5.36	5.07	3	Horizontal	98	2.23	-
5775MHz	Pass	AV	5.787G	103.69	Inf	-Inf	4.83	3	Vertical	337	1.41	-
5775MHz	Pass	PK	5.649G	68.04	68.20	-0.16	4.58	3	Vertical	337	1.41	-
5775MHz	Pass	PK	5.7822G	114.46	Inf	-Inf	4.82	3	Vertical	337	1.41	-
5775MHz	Pass	PK	5.9262G	65.40	68.20	-2.80	5.07	3	Vertical	337	1.41	-
5775MHz	Pass	AV	11.5478G	46.61	54.00	-7.39	15.27	3	Horizontal	248	2.57	-
5775MHz	Pass	PK	11.56657G	64.02	74.00	-9.98	15.25	3	Horizontal	248	2.57	-
5775MHz	Pass	AV	11.55G	46.06	54.00	-7.94	15.27	3	Vertical	266	1.36	-
5775MHz	Pass	PK	11.56018G	59.29	74.00	-14.71	15.26	3	Vertical	266	1.36	-



802.11ac VHT20_Nss2,(MCS0)_8TX

5745MHz_TX

12/04/2018



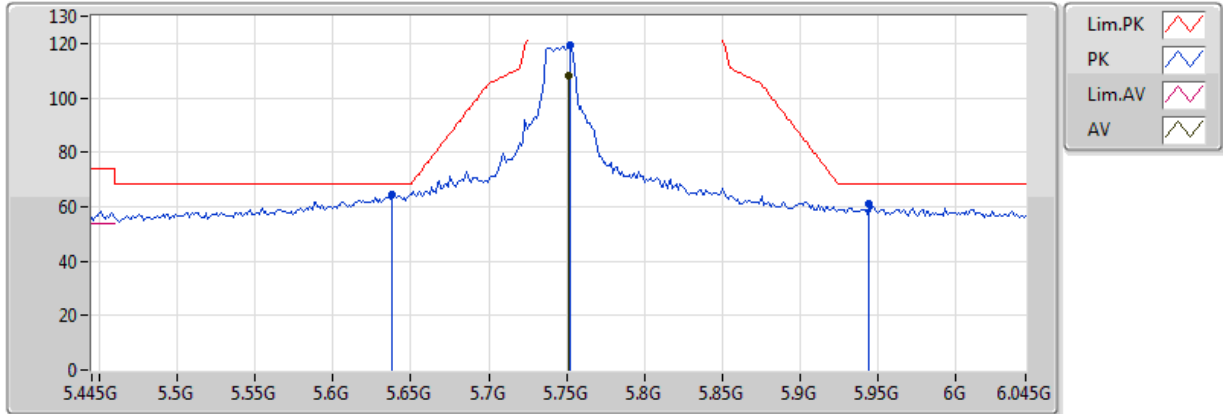
Type	Freq (Hz)	Level (dBuV/m)	Limit (dBuV/m)	Margin (dB)	Factor (dB)	Dist (m)	Condition	Azimuth (°)	Height (m)	Comments	Raw (dBuV)	AF (dB)	CL (dB)	PA (dB)
AV	5.739G	112.25	Inf	-Inf	4.74	3	Vertical	85	1.74	-	107.51	32.18	7.17	34.61
PK	5.559G	64.62	68.20	-3.58	4.41	3	Vertical	85	1.74	-	60.21	31.89	7.08	34.56
PK	5.9442G	60.25	68.20	-7.95	5.11	3	Vertical	85	1.74	-	55.14	32.51	7.26	34.66
PK	5.739G	122.81	Inf	-Inf	4.74	3	Vertical	85	1.74	-	118.07	32.18	7.17	34.61



802.11ac VHT20_Nss2,(MCS0)_8TX

5745MHz_TX

12/04/2018



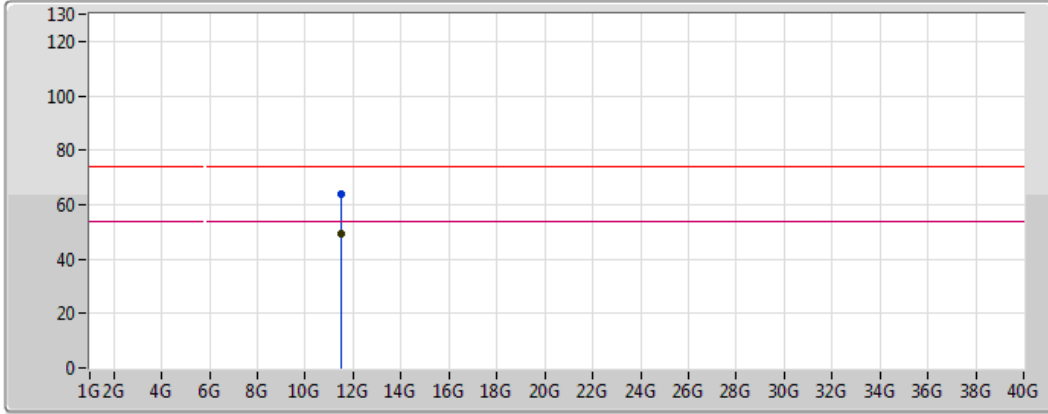
Type	Freq (Hz)	Level (dBuV/m)	Limit (dBuV/m)	Margin (dB)	Factor (dB)	Dist (m)	Condition	Azimuth (°)	Height (m)	Comments	Raw (dBuV)	AF (dB)	CL (dB)	PA (dB)
AV	5.751G	108.41	Inf	-Inf	4.76	3	Horizontal	114	2.27	-	103.65	32.20	7.17	34.61
PK	5.6382G	64.62	68.20	-3.58	4.56	3	Horizontal	114	2.27	-	60.06	32.02	7.12	34.58
PK	5.9442G	61.30	68.20	-6.90	5.11	3	Horizontal	114	2.27	-	56.19	32.51	7.26	34.66
PK	5.7522G	119.54	Inf	-Inf	4.76	3	Horizontal	114	2.27	-	114.78	32.20	7.17	34.61



802.11ac VHT20_Nss2,(MCS0)_8TX

5745MHz_TX

12/04/2018



Lim.PK	
PK	
Lim.AV	
AV	

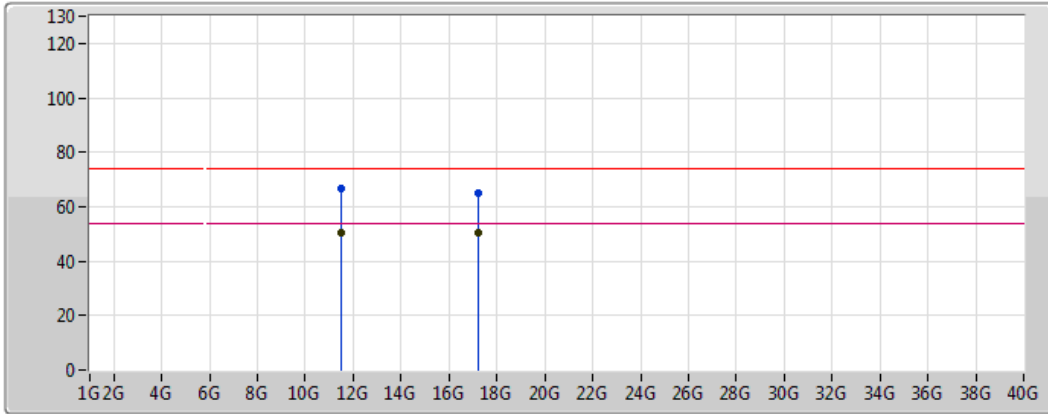
Type	Freq (Hz)	Level (dBuV/m)	Limit (dBuV/m)	Margin (dB)	Factor (dB)	Dist (m)	Condition	Azimuth (°)	Height (m)	Comments	Raw (dBuV)	AF (dB)	CL (dB)	PA (dB)
AV	11.4888G	49.34	54.00	-4.66	15.36	3	Vertical	265	1.49	-	33.98	39.72	10.34	34.70
PK	11.4895G	63.66	74.00	-10.34	15.35	3	Vertical	265	1.49	-	48.31	39.71	10.34	34.70



802.11ac VHT20_Nss2,(MCS0)_8TX

5745MHz_TX

12/04/2018



Legend for the spectrum plot:

- Lim.PK: Red line with a red zigzag icon
- PK: Blue line with a blue zigzag icon
- Lim.AV: Pink line with a pink zigzag icon
- AV: Black line with a black zigzag icon

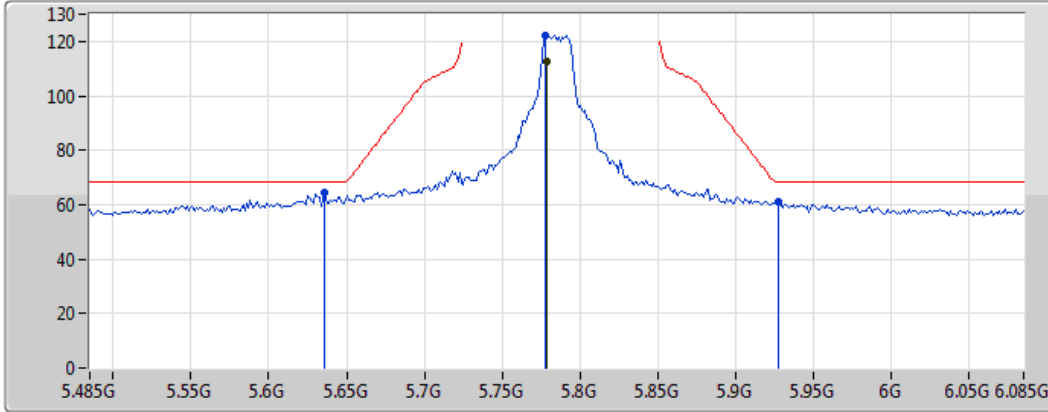
Type	Freq (Hz)	Level (dBuV/m)	Limit (dBuV/m)	Margin (dB)	Factor (dB)	Dist (m)	Condition	Azimuth (°)	Height (m)	Comments	Raw (dBuV)	AF (dB)	CL (dB)	PA (dB)
AV	11.4887G	50.63	54.00	-3.37	15.36	3	Horizontal	245	1.50	-	35.27	39.72	10.34	34.70
AV	17.234G	50.60	54.00	-3.40	20.30	3	Horizontal	71	1.86	-	30.30	41.59	12.56	33.85
PK	11.4906G	66.52	74.00	-7.48	15.35	3	Horizontal	245	1.50	-	51.17	39.71	10.34	34.70
PK	17.23899G	64.95	74.00	-9.05	20.34	3	Horizontal	71	1.86	-	44.61	41.63	12.56	33.85



802.11ac VHT20_Nss2,(MCS0)_8TX

5785MHz_TX

12/04/2018



Lim.PK	
PK	
Lim.AV	
AV	

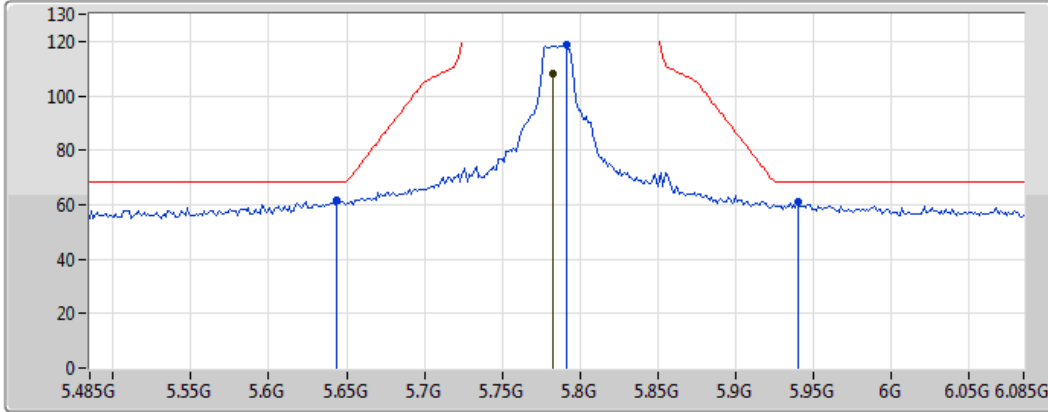
Type	Freq (Hz)	Level (dBuV/m)	Limit (dBuV/m)	Margin (dB)	Factor (dB)	Dist (m)	Condition	Azimuth (°)	Height (m)	Comments	Raw (dBuV)	AF (dB)	CL (dB)	PA (dB)
AV	5.779G	112.67	Inf	-Inf	4.81	3	Vertical	84	1.82	-	107.86	32.25	7.18	34.62
PK	5.6362G	64.24	68.20	-3.96	4.56	3	Vertical	84	1.82	-	59.68	32.02	7.12	34.58
PK	5.9278G	61.35	68.20	-6.85	5.07	3	Vertical	84	1.82	-	56.28	32.48	7.25	34.66
PK	5.7778G	122.12	Inf	-Inf	4.81	3	Vertical	84	1.82	-	117.31	32.24	7.18	34.62



802.11ac VHT20_Nss2,(MCS0)_8TX

5785MHz_TX

12/04/2018



Legend:

- Lim.PK (Red line)
- PK (Blue line)
- Lim.AV (Red line)
- AV (Blue line)

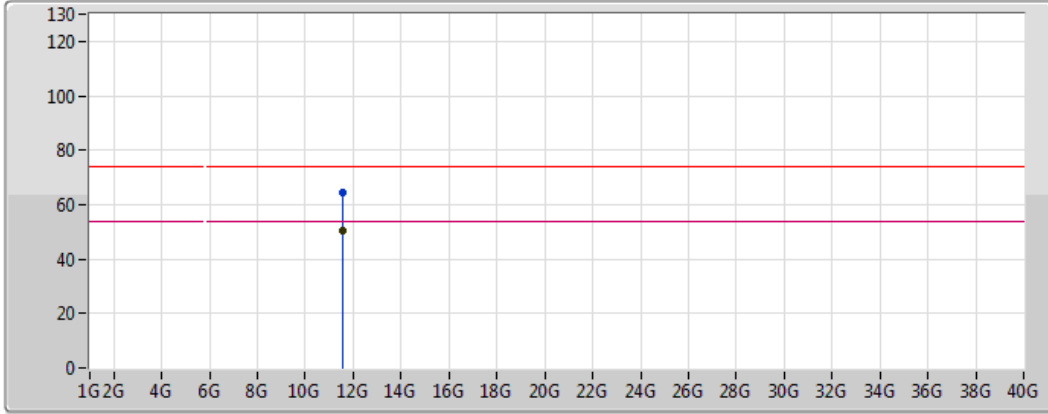
Type	Freq (Hz)	Level (dBuV/m)	Limit (dBuV/m)	Margin (dB)	Factor (dB)	Dist (m)	Condition	Azimuth (°)	Height (m)	Comments	Raw (dBuV)	AF (dB)	CL (dB)	PA (dB)
AV	5.7826G	108.25	Inf	-Inf	4.82	3	Horizontal	126	1.63	-	103.43	32.25	7.18	34.62
PK	5.6434G	61.41	68.20	-6.79	4.57	3	Horizontal	126	1.63	-	56.84	32.03	7.12	34.58
PK	5.9398G	61.21	68.20	-6.99	5.10	3	Horizontal	126	1.63	-	56.11	32.50	7.26	34.66
PK	5.791G	118.63	Inf	-Inf	4.83	3	Horizontal	126	1.63	-	113.80	32.27	7.19	34.62



802.11ac VHT20_Nss2,(MCS0)_8TX

5785MHz_TX

12/04/2018



Lim.PK	
PK	
Lim.AV	
AV	

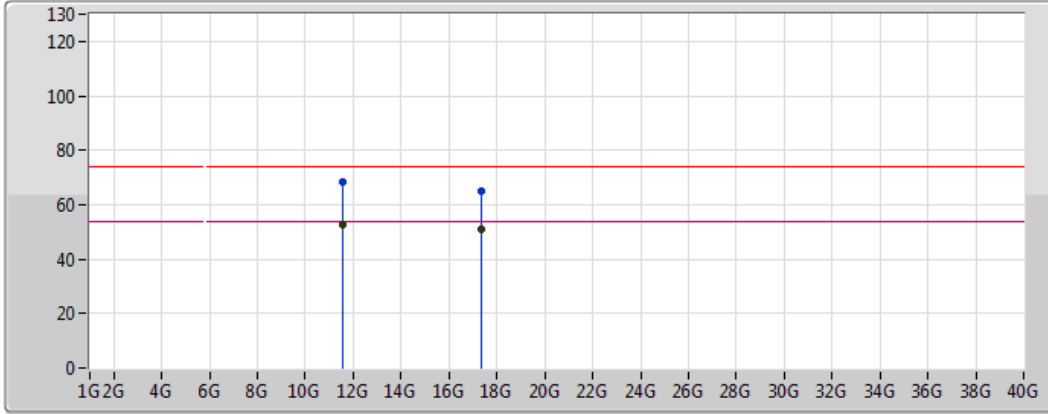
Type	Freq (Hz)	Level (dBuV/m)	Limit (dBuV/m)	Margin (dB)	Factor (dB)	Dist (m)	Condition	Azimuth (°)	Height (m)	Comments	Raw (dBuV)	AF (dB)	CL (dB)	PA (dB)
AV	11.5709G	50.63	54.00	-3.37	15.24	3	Vertical	269	2.10	-	35.39	39.60	10.36	34.72
PK	11.5701G	64.20	74.00	-9.80	15.24	3	Vertical	269	2.10	-	48.96	39.60	10.36	34.72



802.11ac VHT20_Nss2,(MCS0)_8TX

5785MHz_TX

12/04/2018



Legend for the spectrum plot:

- Lim.PK: Red line with a red zigzag icon
- PK: Blue line with a blue zigzag icon
- Lim.AV: Pink line with a pink zigzag icon
- AV: Black line with a black zigzag icon

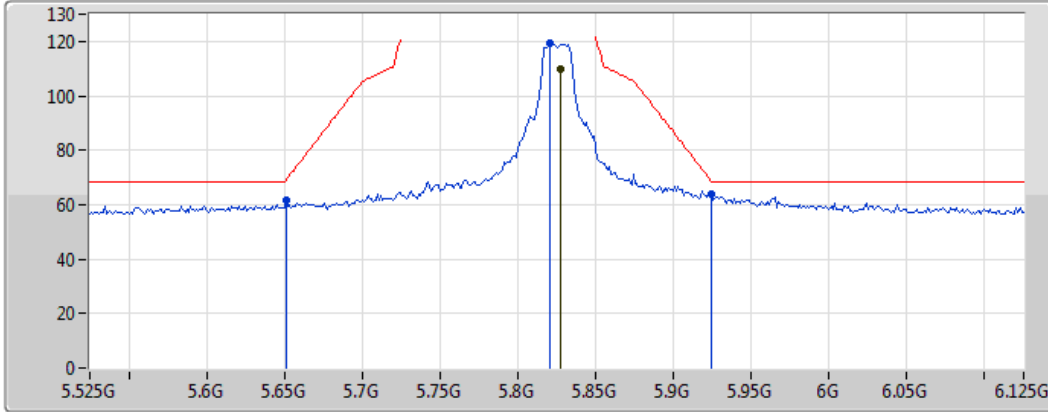
Type	Freq (Hz)	Level (dBuV/m)	Limit (dBuV/m)	Margin (dB)	Factor (dB)	Dist (m)	Condition	Azimuth (°)	Height (m)	Comments	Raw (dBuV)	AF (dB)	CL (dB)	PA (dB)
AV	11.5707G	52.93	54.00	-1.07	15.24	3	Horizontal	249	2.40	-	37.69	39.60	10.36	34.72
AV	17.35829G	50.83	54.00	-3.17	21.15	3	Horizontal	57	1.88	-	29.68	42.44	12.62	33.90
PK	11.56651G	68.09	74.00	-5.91	15.25	3	Horizontal	249	2.40	-	52.84	39.61	10.36	34.72
PK	17.3564G	64.78	74.00	-9.22	21.14	3	Horizontal	57	1.88	-	43.64	42.42	12.62	33.90



802.11ac VHT20_Nss2,(MCS0)_8TX

5825MHz_TX

12/04/2018



Legend for the spectrum plot:

- Lim.PK: Red line with a peak icon
- PK: Blue line with a peak icon
- Lim.AV: Red line with a valley icon
- AV: Blue line with a valley icon

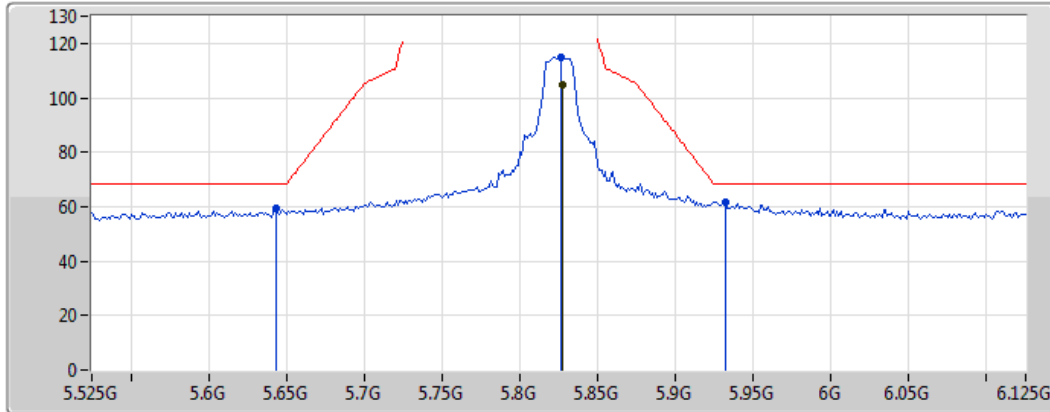
Type	Freq (Hz)	Level (dBuV/m)	Limit (dBuV/m)	Margin (dB)	Factor (dB)	Dist (m)	Condition	Azimuth (°)	Height (m)	Comments	Raw (dBuV)	AF (dB)	CL (dB)	PA (dB)
AV	5.8274G	109.65	Inf	-Inf	4.90	3	Vertical	337	1.57	-	104.75	32.32	7.20	34.63
PK	5.651G	61.89	68.94	-7.05	4.58	3	Vertical	337	1.57	-	57.31	32.04	7.13	34.59
PK	5.9246G	63.98	68.50	-4.52	5.07	3	Vertical	337	1.57	-	58.91	32.48	7.25	34.66
PK	5.8202G	119.55	Inf	-Inf	4.89	3	Vertical	337	1.57	-	114.66	32.31	7.20	34.63



802.11ac VHT20_Nss2,(MCS0)_8TX

5825MHz_TX

12/04/2018



Lim.PK	
PK	
Lim.AV	
AV	

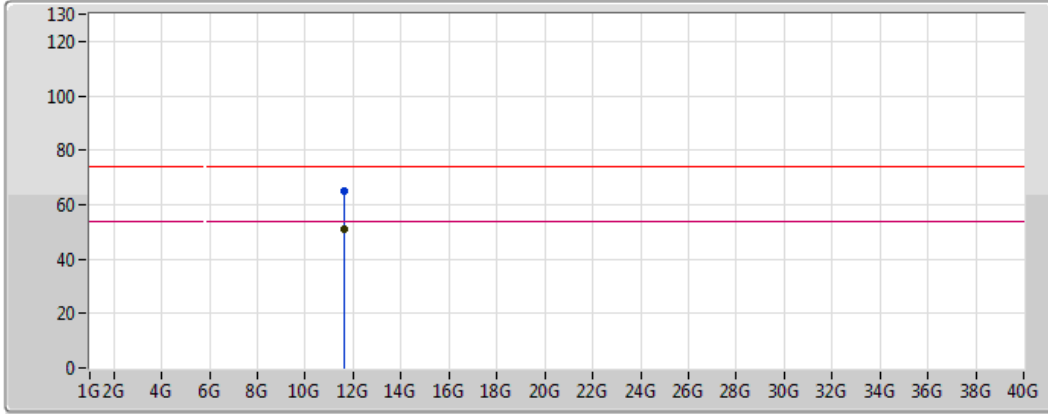
Type	Freq (Hz)	Level (dBuV/m)	Limit (dBuV/m)	Margin (dB)	Factor (dB)	Dist (m)	Condition	Azimuth (°)	Height (m)	Comments	Raw (dBuV)	AF (dB)	CL (dB)	PA (dB)
AV	5.8274G	104.58	Inf	-Inf	4.90	3	Horizontal	93	1.76	-	99.68	32.32	7.20	34.63
PK	5.6438G	59.12	68.20	-9.08	4.57	3	Horizontal	93	1.76	-	54.55	32.03	7.12	34.58
PK	5.9318G	61.68	68.20	-6.52	5.08	3	Horizontal	93	1.76	-	56.60	32.49	7.25	34.66
PK	5.8262G	115.00	Inf	-Inf	4.90	3	Horizontal	93	1.76	-	110.10	32.32	7.20	34.63



802.11ac VHT20_Nss2,(MCS0)_8TX

5825MHz_TX

12/04/2018



Lim.PK	
PK	
Lim.AV	
AV	

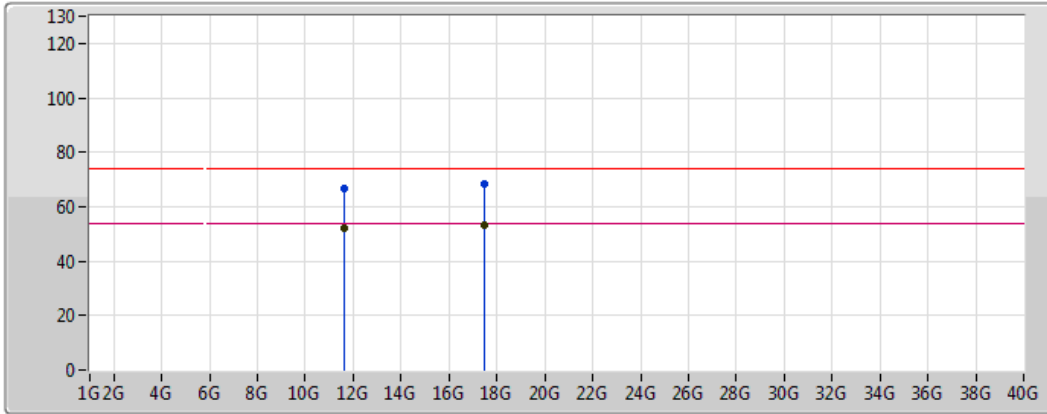
Type	Freq (Hz)	Level (dBuV/m)	Limit (dBuV/m)	Margin (dB)	Factor (dB)	Dist (m)	Condition	Azimuth (°)	Height (m)	Comments	Raw (dBuV)	AF (dB)	CL (dB)	PA (dB)
AV	11.6509G	51.12	54.00	-2.88	15.13	3	Vertical	265	1.98	-	35.99	39.49	10.39	34.74
PK	11.6494G	64.81	74.00	-9.19	15.14	3	Vertical	265	1.98	-	49.67	39.49	10.39	34.74



802.11ac VHT20_Nss2,(MCS0)_8TX

5825MHz_TX

12/04/2018



Legend for the spectrum plot:

- Lim.PK: Red line with a red zigzag icon
- PK: Blue line with a blue zigzag icon
- Lim.AV: Pink line with a pink zigzag icon
- AV: Black line with a black zigzag icon

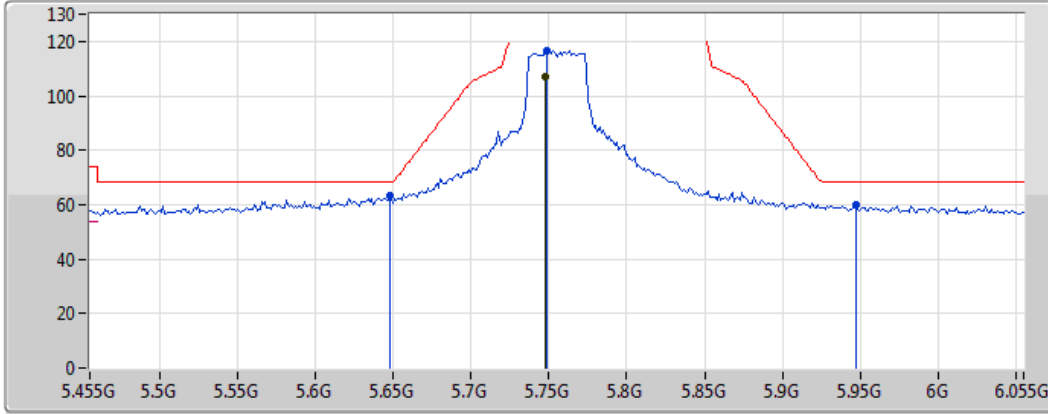
Type	Freq (Hz)	Level (dBuV/m)	Limit (dBuV/m)	Margin (dB)	Factor (dB)	Dist (m)	Condition	Azimuth (°)	Height (m)	Comments	Raw (dBuV)	AF (dB)	CL (dB)	PA (dB)
AV	11.6492G	52.35	54.00	-1.65	15.14	3	Horizontal	249	2.54	-	37.21	39.49	10.39	34.74
AV	17.4764G	53.20	54.00	-0.80	21.95	3	Horizontal	57	1.44	-	31.25	43.24	12.67	33.96
PK	11.6495G	66.73	74.00	-7.27	15.14	3	Horizontal	249	2.54	-	51.59	39.49	10.39	34.74
PK	17.47819G	68.19	74.00	-5.81	21.97	3	Horizontal	57	1.44	-	46.22	43.25	12.67	33.96



802.11ac VHT40_Nss2,(MCS0)_8TX

5755MHz_TX

12/04/2018



Lim.PK	
PK	
Lim.AV	
AV	

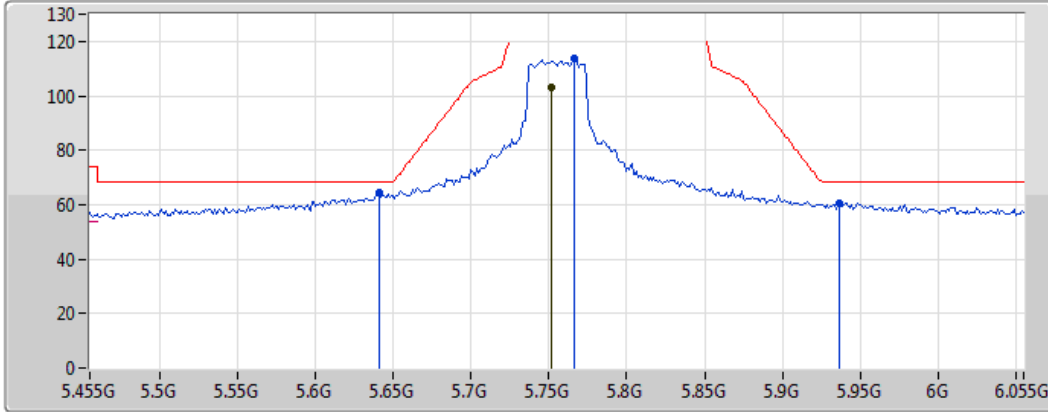
Type	Freq (Hz)	Level (dBuV/m)	Limit (dBuV/m)	Margin (dB)	Factor (dB)	Dist (m)	Condition	Azimuth (°)	Height (m)	Comments	Raw (dBuV)	AF (dB)	CL (dB)	PA (dB)
AV	5.7478G	106.86	Inf	-Inf	4.76	3	Vertical	335	1.43	-	102.10	32.20	7.17	34.61
PK	5.6482G	63.08	68.20	-5.12	4.58	3	Vertical	335	1.43	-	58.50	32.04	7.12	34.58
PK	5.947G	60.00	68.20	-8.20	5.12	3	Vertical	335	1.43	-	54.88	32.52	7.26	34.66
PK	5.749G	116.57	Inf	-Inf	4.76	3	Vertical	335	1.43	-	111.81	32.20	7.17	34.61



802.11ac VHT40_Nss2,(MCS0)_8TX

5755MHz_TX

12/04/2018



Legend for the spectrum plot:

- Lim.PK: Red line with a peak icon
- PK: Blue line with a peak icon
- Lim.AV: Red line with a valley icon
- AV: Blue line with a valley icon

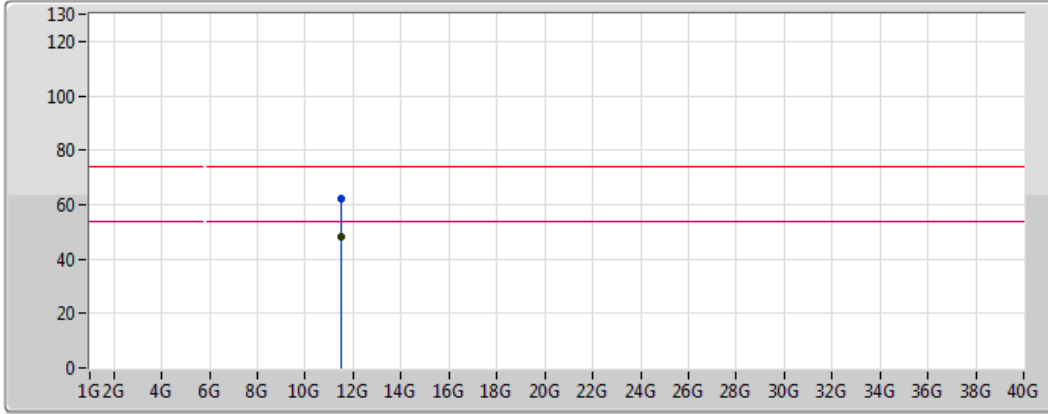
Type	Freq (Hz)	Level (dBuV/m)	Limit (dBuV/m)	Margin (dB)	Factor (dB)	Dist (m)	Condition	Azimuth (°)	Height (m)	Comments	Raw (dBuV)	AF (dB)	CL (dB)	PA (dB)
AV	5.7514G	103.05	Inf	-Inf	4.76	3	Horizontal	98	2.40	-	98.29	32.20	7.17	34.61
PK	5.641G	64.31	68.20	-3.89	4.57	3	Horizontal	98	2.40	-	59.74	32.03	7.12	34.58
PK	5.9362G	60.31	68.20	-7.89	5.09	3	Horizontal	98	2.40	-	55.22	32.50	7.25	34.66
PK	5.7658G	113.50	Inf	-Inf	4.79	3	Horizontal	98	2.40	-	108.71	32.23	7.18	34.61



802.11ac VHT40_Nss2,(MCS0)_8TX

5755MHz_TX

12/04/2018



Legend for the spectrum plot:

- Lim.PK: Red line with a red zigzag icon
- PK: Blue line with a blue zigzag icon
- Lim.AV: Pink line with a pink zigzag icon
- AV: Black line with a black zigzag icon

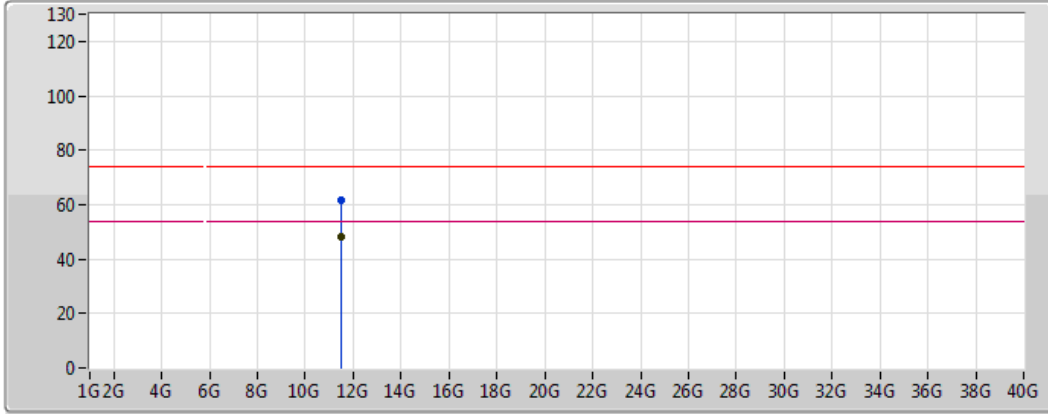
Type	Freq (Hz)	Level (dBuV/m)	Limit (dBuV/m)	Margin (dB)	Factor (dB)	Dist (m)	Condition	Azimuth (°)	Height (m)	Comments	Raw (dBuV)	AF (dB)	CL (dB)	PA (dB)
AV	11.50824G	48.20	54.00	-5.80	15.33	3	Vertical	47	3.19	-	32.87	39.69	10.35	34.71
PK	11.51271G	62.04	74.00	-11.96	15.32	3	Vertical	47	3.19	-	46.72	39.68	10.35	34.71



802.11ac VHT40_Nss2,(MCS0)_8TX

5755MHz_TX

12/04/2018



Legend for the spectrum plot:

- Lim.PK: Red line with a red zigzag icon
- PK: Blue line with a blue zigzag icon
- Lim.AV: Magenta line with a magenta zigzag icon
- AV: Black line with a black zigzag icon

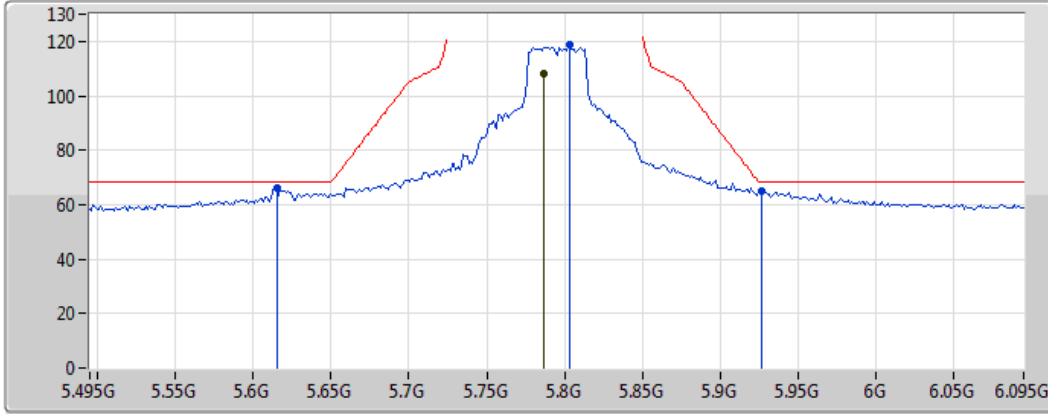
Type	Freq (Hz)	Level (dBuV/m)	Limit (dBuV/m)	Margin (dB)	Factor (dB)	Dist (m)	Condition	Azimuth (°)	Height (m)	Comments	Raw (dBuV)	AF (dB)	CL (dB)	PA (dB)
AV	11.50234G	48.14	54.00	-5.86	15.34	3	Horizontal	247	1.50	-	32.80	39.70	10.35	34.71
PK	11.51271G	61.49	74.00	-12.51	15.32	3	Horizontal	247	1.50	-	46.17	39.68	10.35	34.71



802.11ac VHT40_Nss2,(MCS0)_8TX

5795MHz_TX

12/04/2018



Legend for the spectrum plot:

- Lim.PK
- PK
- Lim.AV
- AV

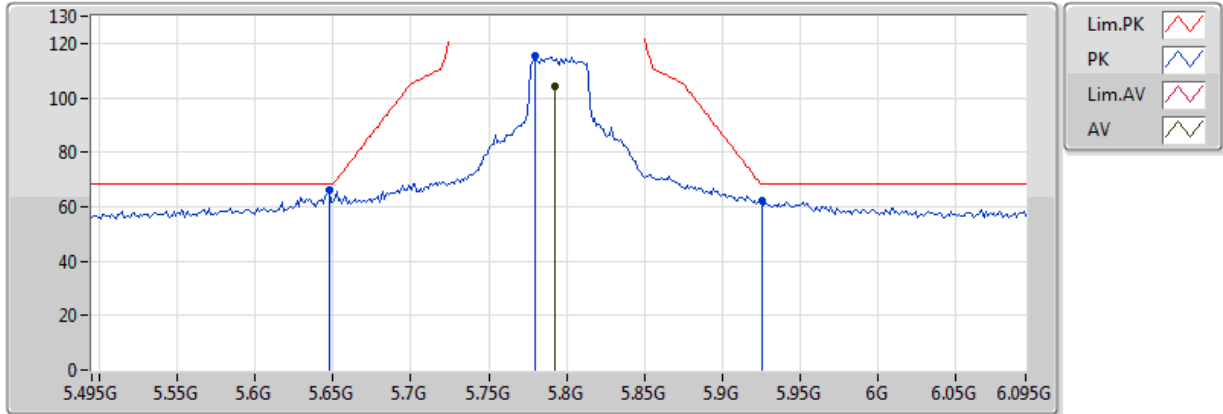
Type	Freq (Hz)	Level (dBuV/m)	Limit (dBuV/m)	Margin (dB)	Factor (dB)	Dist (m)	Condition	Azimuth (°)	Height (m)	Comments	Raw (dBuV)	AF (dB)	CL (dB)	PA (dB)
AV	5.7866G	108.21	Inf	-Inf	4.83	3	Vertical	337	1.42	-	103.38	32.26	7.18	34.62
PK	5.615G	66.25	68.20	-1.95	4.52	3	Vertical	337	1.42	-	61.73	31.98	7.11	34.57
PK	5.927G	65.03	68.20	-3.17	5.07	3	Vertical	337	1.42	-	59.96	32.48	7.25	34.66
PK	5.8034G	118.80	Inf	-Inf	4.86	3	Vertical	337	1.42	-	113.94	32.29	7.19	34.62



802.11ac VHT40_Nss2,(MCS0)_8TX

5795MHz_TX

12/04/2018



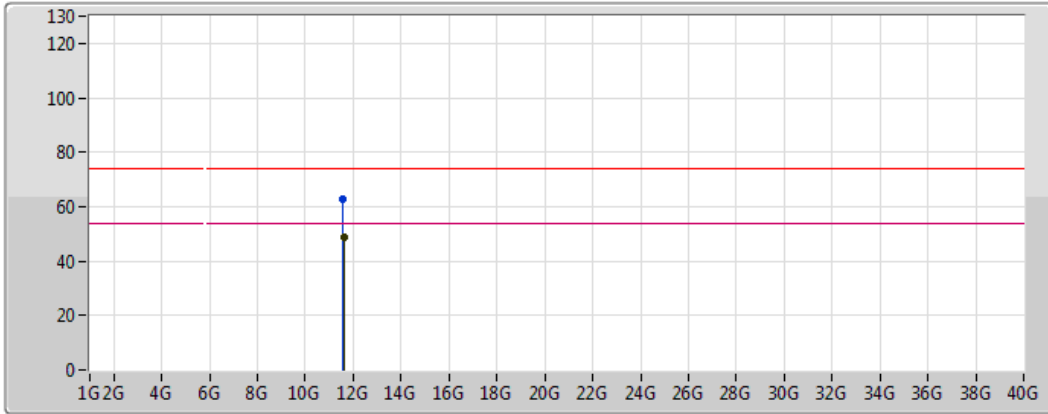
Type	Freq (Hz)	Level (dBuV/m)	Limit (dBuV/m)	Margin (dB)	Factor (dB)	Dist (m)	Condition	Azimuth (°)	Height (m)	Comments	Raw (dBuV)	AF (dB)	CL (dB)	PA (dB)
AV	5.7926G	104.10	Inf	-Inf	4.84	3	Horizontal	94	1.78	-	99.26	32.27	7.19	34.62
PK	5.6474G	65.96	68.20	-2.24	4.58	3	Horizontal	94	1.78	-	61.38	32.04	7.12	34.58
PK	5.9258G	62.41	68.20	-5.79	5.07	3	Horizontal	94	1.78	-	57.34	32.48	7.25	34.66
PK	5.7794G	115.29	Inf	-Inf	4.81	3	Horizontal	94	1.78	-	110.48	32.25	7.18	34.62



802.11ac VHT40_Nss2,(MCS0)_8TX

5795MHz_TX

12/04/2018



Lim.PK	
PK	
Lim.AV	
AV	

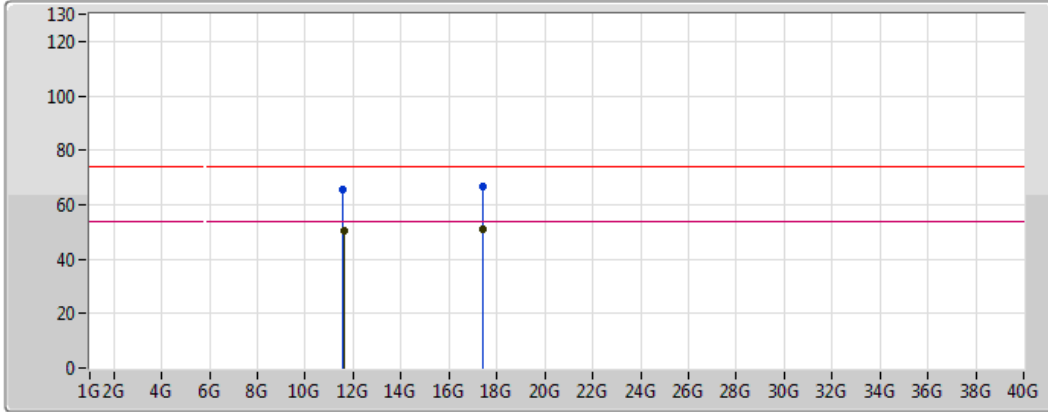
Type	Freq (Hz)	Level (dBuV/m)	Limit (dBuV/m)	Margin (dB)	Factor (dB)	Dist (m)	Condition	Azimuth (°)	Height (m)	Comments	Raw (dBuV)	AF (dB)	CL (dB)	PA (dB)
AV	11.59703G	49.01	54.00	-4.99	15.21	3	Vertical	266	1.96	-	33.80	39.56	10.37	34.73
PK	11.58553G	63.03	74.00	-10.97	15.22	3	Vertical	266	1.96	-	47.81	39.58	10.37	34.72



802.11ac VHT40_Nss2,(MCS0)_8TX

5795MHz_TX

12/04/2018



Legend for the spectrum plot:

- Lim.PK: Red line with a red zigzag icon
- PK: Blue line with a blue zigzag icon
- Lim.AV: Pink line with a pink zigzag icon
- AV: Black line with a black zigzag icon

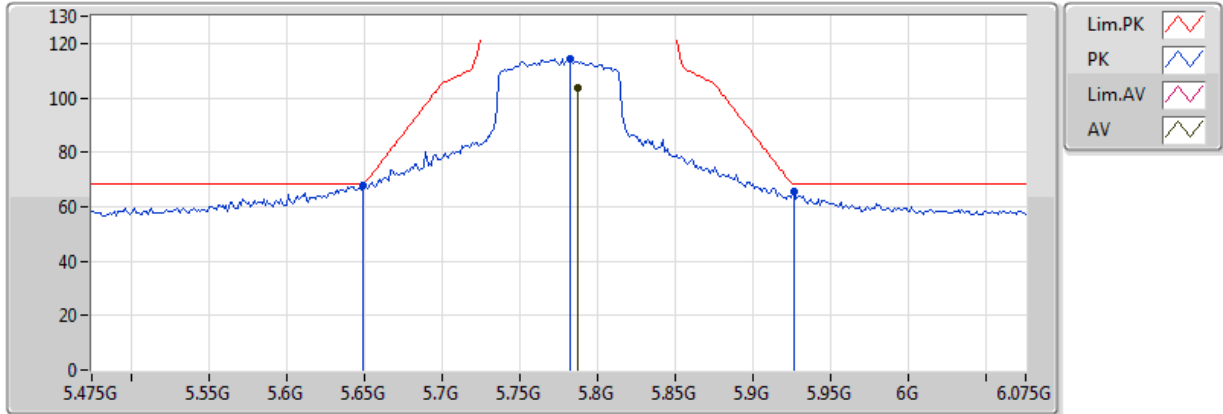
Type	Freq (Hz)	Level (dBuV/m)	Limit (dBuV/m)	Margin (dB)	Factor (dB)	Dist (m)	Condition	Azimuth (°)	Height (m)	Comments	Raw (dBuV)	AF (dB)	CL (dB)	PA (dB)
AV	11.59431G	50.44	54.00	-3.56	15.21	3	Horizontal	248	2.56	-	35.23	39.57	10.37	34.73
AV	17.39123G	51.12	54.00	-2.88	21.37	3	Horizontal	57	1.50	-	29.75	42.66	12.63	33.92
PK	11.58409G	65.83	74.00	-8.17	15.23	3	Horizontal	248	2.56	-	50.60	39.58	10.37	34.72
PK	17.39123G	66.92	74.00	-7.08	21.37	3	Horizontal	57	1.50	-	45.55	42.66	12.63	33.92



802.11ac VHT80_Nss2,(MCS0)_8TX

5775MHz_TX

12/04/2018



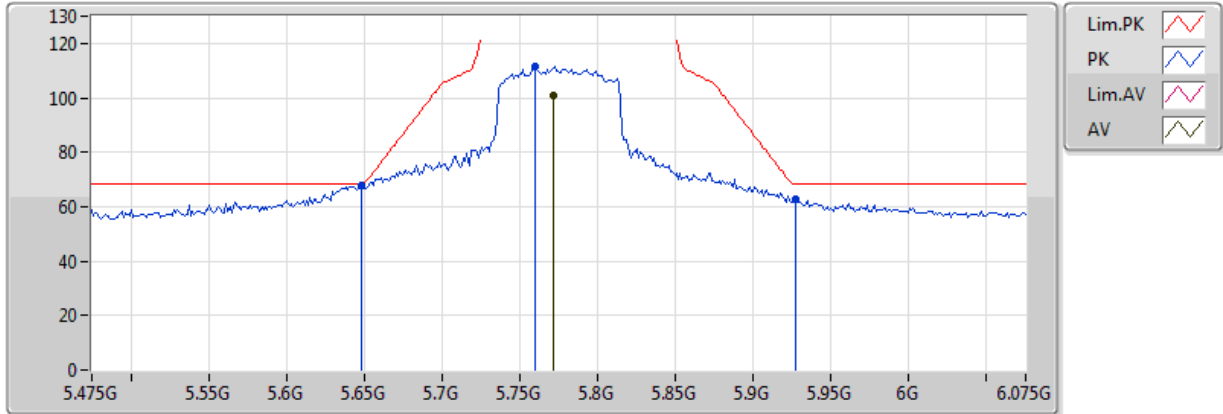
Type	Freq (Hz)	Level (dBuV/m)	Limit (dBuV/m)	Margin (dB)	Factor (dB)	Dist (m)	Condition	Azimuth (°)	Height (m)	Comments	Raw (dBuV)	AF (dB)	CL (dB)	PA (dB)
AV	5.787G	103.69	Inf	-Inf	4.83	3	Vertical	337	1.41	-	98.86	32.26	7.18	34.62
PK	5.649G	68.04	68.20	-0.16	4.58	3	Vertical	337	1.41	-	63.46	32.04	7.12	34.58
PK	5.7822G	114.46	Inf	-Inf	4.82	3	Vertical	337	1.41	-	109.64	32.25	7.18	34.62
PK	5.9262G	65.40	68.20	-2.80	5.07	3	Vertical	337	1.41	-	60.33	32.48	7.25	34.66



802.11ac VHT80_Nss2,(MCS0)_8TX

5775MHz_TX

12/04/2018



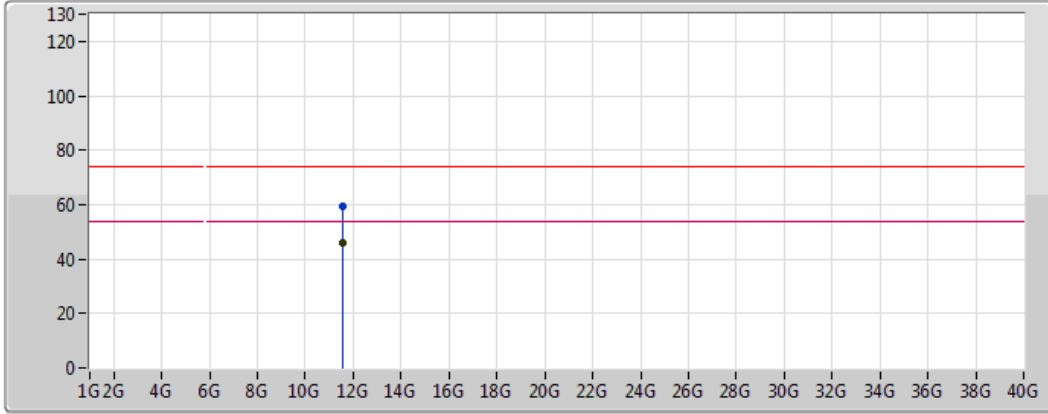
Type	Freq (Hz)	Level (dBuV/m)	Limit (dBuV/m)	Margin (dB)	Factor (dB)	Dist (m)	Condition	Azimuth (°)	Height (m)	Comments	Raw (dBuV)	AF (dB)	CL (dB)	PA (dB)
AV	5.7714G	100.67	Inf	-Inf	4.80	3	Horizontal	98	2.23	-	95.87	32.23	7.18	34.61
PK	5.6478G	67.73	68.20	-0.47	4.58	3	Horizontal	98	2.23	-	63.15	32.04	7.12	34.58
PK	5.9274G	62.84	68.20	-5.36	5.07	3	Horizontal	98	2.23	-	57.77	32.48	7.25	34.66
PK	5.7594G	111.53	Inf	-Inf	4.78	3	Horizontal	98	2.23	-	106.75	32.22	7.17	34.61



802.11ac VHT80_Nss2,(MCS0)_8TX

5775MHz_TX

12/04/2018



Lim.PK	
PK	
Lim.AV	
AV	

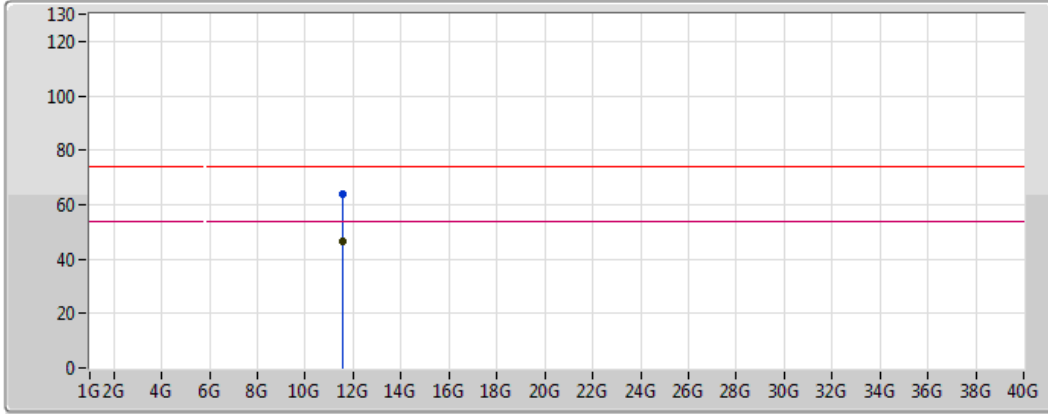
Type	Freq (Hz)	Level (dBuV/m)	Limit (dBuV/m)	Margin (dB)	Factor (dB)	Dist (m)	Condition	Azimuth (°)	Height (m)	Comments	Raw (dBuV)	AF (dB)	CL (dB)	PA (dB)
AV	11.55G	46.06	54.00	-7.94	15.27	3	Vertical	266	1.36	-	30.79	39.63	10.36	34.72
PK	11.56018G	59.29	74.00	-14.71	15.26	3	Vertical	266	1.36	-	44.03	39.62	10.36	34.72



802.11ac VHT80_Nss2,(MCS0)_8TX

5775MHz_TX

12/04/2018



Legend for the spectrum plot:

- Lim.PK: Red line with a red zigzag icon
- PK: Blue line with a blue zigzag icon
- Lim.AV: Pink line with a pink zigzag icon
- AV: Black line with a black zigzag icon

Type	Freq (Hz)	Level (dBuV/m)	Limit (dBuV/m)	Margin (dB)	Factor (dB)	Dist (m)	Condition	Azimuth (°)	Height (m)	Comments	Raw (dBuV)	AF (dB)	CL (dB)	PA (dB)
AV	11.5478G	46.61	54.00	-7.39	15.27	3	Horizontal	248	2.57	-	31.34	39.63	10.36	34.72
PK	11.56657G	64.02	74.00	-9.98	15.25	3	Horizontal	248	2.57	-	48.77	39.61	10.36	34.72



Summary

Mode	Result	Type	Freq (Hz)	Level (dBuV/m)	Limit (dBuV/m)	Margin (dB)	Factor (dB)	Dist (m)	Condition	Azimuth (°)	Height (m)	Comments
5.725-5.85GHz	-	-	-	-	-	-	-	-	-	-	-	-
802.11ac VHT80_Nss1,(MCS0)_8TX	Pass	QP	39.7M	36.36	40.00	-3.64	-9.36	3	Horizontal	222	2.00	-



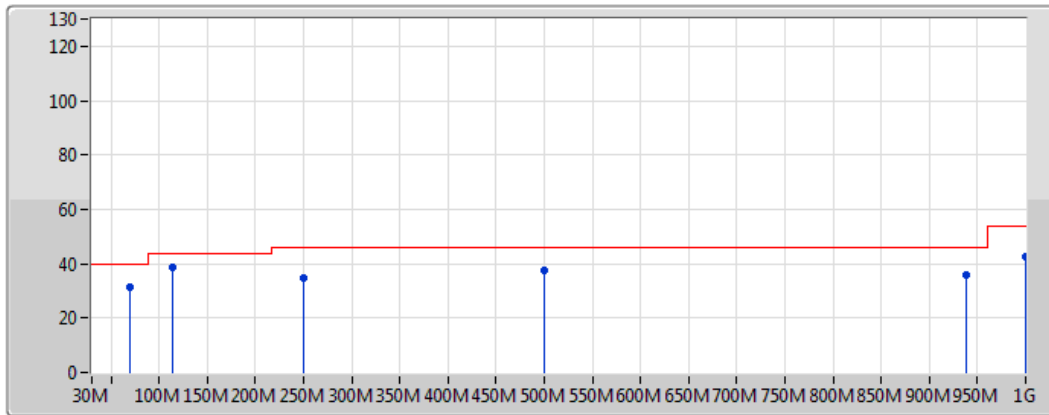
Result

Mode	Result	Type	Freq (Hz)	Level (dBuV/m)	Limit (dBuV/m)	Margin (dB)	Factor (dB)	Dist (m)	Condition	Azimuth (°)	Height (m)	Comments
802.11ac VHT80_Nss1,(MCS0)_8TX	-	-	-	-	-	-	-	-	-	-	-	-
5775MHz	Pass	PK	109.54M	34.89	43.50	-8.61	-9.18	3	Horizontal	360	1.00	-
5775MHz	Pass	PK	297.72M	35.15	46.00	-10.85	-5.82	3	Horizontal	360	1.00	-
5775MHz	Pass	PK	499.48M	34.51	46.00	-11.49	-2.45	3	Horizontal	360	1.00	-
5775MHz	Pass	PK	800.18M	37.84	46.00	-8.16	1.25	3	Horizontal	360	1.00	-
5775MHz	Pass	PK	999.999M	40.81	54.00	-13.19	4.45	3	Horizontal	360	1.00	-
5775MHz	Pass	QP	39.7M	36.36	40.00	-3.64	-9.36	3	Horizontal	222	2.00	-
5775MHz	Pass	PK	113.42M	38.75	43.50	-4.75	-9.00	3	Vertical	0	1.00	-
5775MHz	Pass	PK	249.22M	34.80	46.00	-11.20	-7.13	3	Vertical	0	1.00	-
5775MHz	Pass	PK	499.48M	37.43	46.00	-8.57	-2.45	3	Vertical	0	1.00	-
5775MHz	Pass	PK	937.92M	35.69	46.00	-10.31	3.35	3	Vertical	0	1.00	-
5775MHz	Pass	PK	999.999M	42.34	54.00	-11.66	4.45	3	Vertical	0	1.00	-
5775MHz	Pass	QP	68.8M	31.58	40.00	-8.42	-15.12	3	Vertical	178	1.21	-

802.11ac VHT80_Nss1,(MCS0)_8TX

5775MHz_Adapter

18/04/2018



Legend for the spectrum plot:

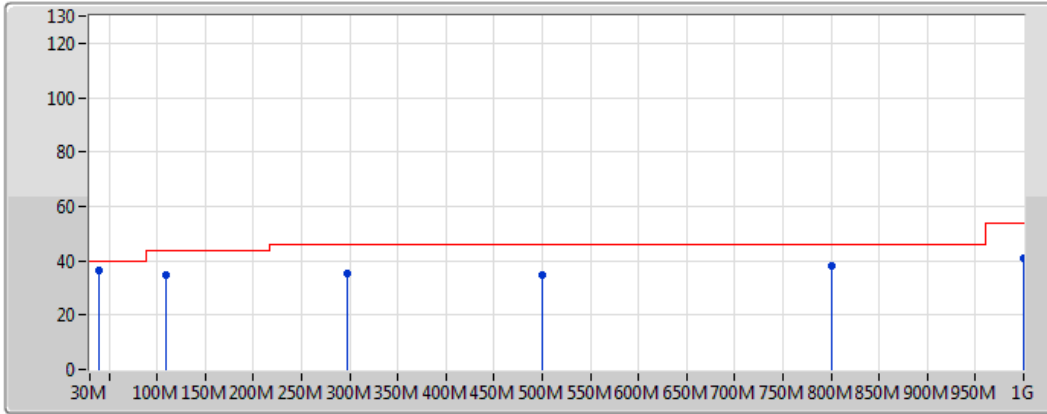
- Lim.PK: Red stepped line
- PK: Blue vertical line

Type	Freq (Hz)	Level (dBuV/m)	Limit (dBuV/m)	Margin (dB)	Factor (dB)	Dist (m)	Condition	Azimuth (°)	Height (m)	Comments	Raw (dBuV)	AF (dB)	CL (dB)	PA (dB)
PK	113.42M	38.75	43.50	-4.75	-9.00	3	Vertical	0	1.00	-	47.75	17.15	1.61	27.76
PK	249.22M	34.80	46.00	-11.20	-7.13	3	Vertical	0	1.00	-	41.93	17.47	2.73	27.32
PK	499.48M	37.43	46.00	-8.57	-2.45	3	Vertical	0	1.00	-	39.88	22.72	3.31	28.49
PK	937.92M	35.69	46.00	-10.31	3.35	3	Vertical	0	1.00	-	32.34	26.11	4.74	27.50
PK	999.999M	42.34	54.00	-11.66	4.45	3	Vertical	0	1.00	-	37.89	26.65	5.04	27.24
QP	68.8M	31.58	40.00	-8.42	-15.12	3	Vertical	178	1.21	-	46.70	11.47	1.06	27.65

802.11ac VHT80_Nss1,(MCS0)_8TX

5775MHz_Adapter

18/04/2018



Type	Freq (Hz)	Level (dBuV/m)	Limit (dBuV/m)	Margin (dB)	Factor (dB)	Dist (m)	Condition	Azimuth (°)	Height (m)	Comments	Raw (dBuV)	AF (dB)	CL (dB)	PA (dB)
PK	109.54M	34.89	43.50	-8.61	-9.18	3	Horizontal	360	1.00	-	44.07	17.01	1.58	27.77
PK	297.72M	35.15	46.00	-10.85	-5.82	3	Horizontal	360	1.00	-	40.97	18.39	2.99	27.20
PK	499.48M	34.51	46.00	-11.49	-2.45	3	Horizontal	360	1.00	-	36.96	22.72	3.31	28.49
PK	800.18M	37.84	46.00	-8.16	1.25	3	Horizontal	360	1.00	-	36.59	25.15	4.17	28.07
PK	999.999M	40.81	54.00	-13.19	4.45	3	Horizontal	360	1.00	-	36.36	26.65	5.04	27.24
QP	39.7M	36.36	40.00	-3.64	-9.36	3	Horizontal	222	2.00	-	45.73	17.71	0.64	27.71



Summary

Mode	Result	Type	Freq (Hz)	Level (dBuV/m)	Limit (dBuV/m)	Margin (dB)	Factor (dB)	Dist (m)	Condition	Azimuth (°)	Height (m)	Comments
5.15-5.25GHz	-	-	-	-	-	-	-	-	-	-	-	-
802.11ac VHT20_Nss1,(MCS0)_8TX	Pass	AV	5.1492G	53.24	54.00	-0.76	3.75	3	Vertical	30	1.50	-
802.11ac VHT40_Nss1,(MCS0)_8TX	Pass	AV	5.1488G	53.70	54.00	-0.30	3.75	3	Vertical	30	1.71	-
802.11ac VHT80_Nss1,(MCS0)_8TX	Pass	AV	5.149995G	53.47	54.00	-0.53	3.75	3	Vertical	31	2.75	-
5.725-5.85GHz	-	-	-	-	-	-	-	-	-	-	-	-
802.11ac VHT20_Nss1,(MCS0)_8TX	Pass	AV	11.48514G	53.89	54.00	-0.11	15.36	3	Horizontal	112	1.83	-
802.11ac VHT40_Nss1,(MCS0)_8TX	Pass	AV	11.56565G	53.44	54.00	-0.56	15.25	3	Horizontal	244	2.47	-
802.11ac VHT80_Nss1,(MCS0)_8TX	Pass	PK	5.633261G	67.50	68.20	-0.70	4.55	3	Vertical	13	2.28	-



Result

Mode	Result	Type	Freq (Hz)	Level (dBuV/m)	Limit (dBuV/m)	Margin (dB)	Factor (dB)	Dist (m)	Condition	Azimuth (°)	Height (m)	Comments
802.11ac VHT20_Nss1,(MCS0)_8TX	-	-	-	-	-	-	-	-	-	-	-	-
5180MHz	Pass	AV	5.149995G	50.78	54.00	-3.22	3.75	3	Horizontal	321	1.06	-
5180MHz	Pass	AV	5.1822G	101.92	Inf	-Inf	3.80	3	Horizontal	321	1.06	-
5180MHz	Pass	PK	5.1496G	68.28	74.00	-5.72	3.75	3	Horizontal	321	1.06	-
5180MHz	Pass	PK	5.184G	111.79	Inf	-Inf	3.80	3	Horizontal	321	1.06	-
5180MHz	Pass	AV	5.149995G	53.22	54.00	-0.78	3.75	3	Vertical	32	1.53	-
5180MHz	Pass	AV	5.1778G	107.04	Inf	-Inf	3.79	3	Vertical	32	1.53	-
5180MHz	Pass	PK	5.149995G	71.17	74.00	-2.83	3.75	3	Vertical	32	1.53	-
5180MHz	Pass	PK	5.1812G	116.31	Inf	-Inf	3.80	3	Vertical	32	1.53	-
5180MHz	Pass	AV	10.36006G	49.74	54.00	-4.26	14.59	3	Horizontal	30	3.06	-
5180MHz	Pass	PK	10.36G	62.45	74.00	-11.55	14.59	3	Horizontal	30	1.96	-
5180MHz	Pass	AV	10.35988G	48.42	54.00	-5.58	14.59	3	Vertical	59	1.49	-
5180MHz	Pass	PK	10.35994G	60.28	74.00	-13.72	14.59	3	Vertical	59	1.49	-
5200MHz	Pass	AV	5.1496G	51.72	54.00	-2.28	3.75	3	Horizontal	41	1.37	-
5200MHz	Pass	AV	5.2068G	105.08	Inf	-Inf	3.84	3	Horizontal	41	1.37	-
5200MHz	Pass	PK	5.1412G	69.32	74.00	-4.68	3.74	3	Horizontal	41	1.37	-
5200MHz	Pass	PK	5.2016G	116.16	Inf	-Inf	3.83	3	Horizontal	41	1.37	-
5200MHz	Pass	AV	5.1492G	53.24	54.00	-0.76	3.75	3	Vertical	30	1.50	-
5200MHz	Pass	AV	5.2068G	109.06	Inf	-Inf	3.84	3	Vertical	30	1.50	-
5200MHz	Pass	PK	5.1384G	69.75	74.00	-4.25	3.74	3	Vertical	30	1.50	-
5200MHz	Pass	PK	5.1944G	120.00	Inf	-Inf	3.82	3	Vertical	30	1.50	-
5200MHz	Pass	AV	10.4001G	51.55	54.00	-2.45	14.68	3	Horizontal	243	1.43	-
5200MHz	Pass	AV	15.602595G	47.78	54.00	-6.22	15.57	3	Horizontal	67	2.31	-
5200MHz	Pass	PK	10.399601G	65.54	74.00	-8.46	14.68	3	Horizontal	243	1.43	-
5200MHz	Pass	PK	15.606687G	64.91	74.00	-9.09	15.55	3	Horizontal	67	2.31	-
5200MHz	Pass	AV	10.400499G	50.97	54.00	-3.03	14.68	3	Vertical	235	1.50	-
5200MHz	Pass	AV	15.597006G	46.67	54.00	-7.33	15.59	3	Vertical	50	1.54	-
5200MHz	Pass	PK	10.403892G	64.51	74.00	-9.49	14.68	3	Vertical	235	1.50	-
5200MHz	Pass	PK	15.607186G	61.75	74.00	-12.25	15.55	3	Vertical	50	1.54	-
5240MHz	Pass	AV	5.1494G	47.22	54.00	-6.78	3.75	3	Horizontal	104	1.44	-
5240MHz	Pass	AV	5.2466G	106.72	Inf	-Inf	3.91	3	Horizontal	104	1.44	-
5240MHz	Pass	AV	5.351G	47.84	54.00	-6.16	4.08	3	Horizontal	104	1.44	-
5240MHz	Pass	PK	5.149995G	61.60	74.00	-12.40	3.75	3	Horizontal	104	1.44	-
5240MHz	Pass	PK	5.2436G	116.81	Inf	-Inf	3.90	3	Horizontal	104	1.44	-
5240MHz	Pass	PK	5.3564G	59.71	74.00	-14.29	4.09	3	Horizontal	104	1.44	-
5240MHz	Pass	AV	5.149995G	49.64	54.00	-4.36	3.75	3	Vertical	15	1.83	-
5240MHz	Pass	AV	5.2418G	113.44	Inf	-Inf	3.90	3	Vertical	15	1.83	-
5240MHz	Pass	AV	5.3522G	51.64	54.00	-2.36	4.08	3	Vertical	15	1.83	-
5240MHz	Pass	PK	5.1494G	65.28	74.00	-8.72	3.75	3	Vertical	15	1.83	-
5240MHz	Pass	PK	5.2424G	123.37	Inf	-Inf	3.90	3	Vertical	15	1.83	-
5240MHz	Pass	PK	5.3756G	65.64	74.00	-8.36	4.12	3	Vertical	15	1.83	-
5240MHz	Pass	AV	10.48G	52.84	54.00	-1.16	14.86	3	Horizontal	17	1.56	-
5240MHz	Pass	PK	10.48078G	66.16	74.00	-7.84	14.86	3	Horizontal	17	1.56	-
5240MHz	Pass	AV	10.48054G	51.09	54.00	-2.91	14.86	3	Vertical	333	1.55	-
5240MHz	Pass	PK	10.48876G	65.70	74.00	-8.30	14.87	3	Vertical	333	1.55	-
5745MHz	Pass	AV	5.7474G	106.32	Inf	-Inf	4.76	3	Horizontal	13	1.60	-
5745MHz	Pass	PK	5.6406G	59.29	68.20	-8.91	4.56	3	Horizontal	13	1.60	-
5745MHz	Pass	PK	5.751G	115.24	Inf	-Inf	4.76	3	Horizontal	13	1.60	-



Mode	Result	Type	Freq (Hz)	Level (dBuV/m)	Limit (dBuV/m)	Margin (dB)	Factor (dB)	Dist (m)	Condition	Azimuth (°)	Height (m)	Comments
5745MHz	Pass	PK	5.9322G	58.73	68.20	-9.47	5.08	3	Horizontal	13	1.60	-
5745MHz	Pass	AV	5.739G	111.71	Inf	-Inf	4.74	3	Vertical	358	2.29	-
5745MHz	Pass	PK	5.6442G	63.01	68.20	-5.19	4.57	3	Vertical	358	2.29	-
5745MHz	Pass	PK	5.7426G	120.99	Inf	-Inf	4.75	3	Vertical	358	2.29	-
5745MHz	Pass	PK	5.9406G	59.81	68.20	-8.39	5.10	3	Vertical	358	2.29	-
5745MHz	Pass	AV	11.48514G	53.89	54.00	-0.11	15.36	3	Horizontal	112	1.83	-
5745MHz	Pass	PK	11.48622G	69.37	74.00	-4.63	15.36	3	Horizontal	112	1.83	-
5745MHz	Pass	AV	11.49004G	52.81	54.00	-1.19	15.35	3	Vertical	181	1.49	-
5745MHz	Pass	PK	11.48652G	65.37	74.00	-8.63	15.36	3	Vertical	181	1.49	-
5785MHz	Pass	AV	5.779G	107.56	Inf	-Inf	4.81	3	Horizontal	308	1.62	-
5785MHz	Pass	PK	5.6422G	61.21	68.20	-6.99	4.57	3	Horizontal	308	1.62	-
5785MHz	Pass	PK	5.7838G	116.21	Inf	-Inf	4.82	3	Horizontal	308	1.62	-
5785MHz	Pass	PK	5.9398G	60.01	68.20	-8.19	5.10	3	Horizontal	308	1.62	-
5785MHz	Pass	AV	5.779G	110.09	Inf	-Inf	4.81	3	Vertical	326	2.20	-
5785MHz	Pass	PK	5.6506G	64.41	68.64	-4.23	4.58	3	Vertical	326	2.20	-
5785MHz	Pass	PK	5.791G	119.02	Inf	-Inf	4.83	3	Vertical	326	2.20	-
5785MHz	Pass	PK	5.9398G	61.20	68.20	-7.00	5.10	3	Vertical	326	2.20	-
5785MHz	Pass	AV	11.56958G	53.85	54.00	-0.15	15.25	3	Horizontal	112	1.72	-
5785MHz	Pass	PK	11.56622G	68.45	74.00	-5.55	15.25	3	Horizontal	112	1.72	-
5785MHz	Pass	AV	11.57025G	51.55	54.00	-2.45	15.24	3	Vertical	230	1.86	-
5785MHz	Pass	PK	11.5665G	63.34	74.00	-10.66	15.25	3	Vertical	230	1.86	-
5825MHz	Pass	AV	5.819G	106.13	Inf	-Inf	7.99	3	Horizontal	298	1.65	-
5825MHz	Pass	PK	5.585G	59.73	68.20	-8.47	7.46	3	Horizontal	298	1.65	-
5825MHz	Pass	PK	5.8226G	116.62	Inf	-Inf	8.00	3	Horizontal	298	1.65	-
5825MHz	Pass	PK	5.9318G	62.14	68.20	-6.06	8.24	3	Horizontal	298	1.65	-
5825MHz	Pass	AV	5.8274G	110.33	Inf	-Inf	8.01	3	Vertical	0	2.05	-
5825MHz	Pass	PK	5.6054G	62.46	68.20	-5.74	7.52	3	Vertical	0	2.05	-
5825MHz	Pass	PK	5.8274G	122.35	Inf	-Inf	8.01	3	Vertical	0	2.05	-
5825MHz	Pass	PK	5.9258G	64.58	68.20	-3.62	8.22	3	Vertical	0	2.05	-
5825MHz	Pass	AV	11.65156G	53.85	54.00	-0.15	15.13	3	Horizontal	325	1.49	-
5825MHz	Pass	PK	11.65264G	66.77	74.00	-7.23	15.13	3	Horizontal	325	1.49	-
5825MHz	Pass	AV	11.65G	50.75	54.00	-3.25	15.65	3	Vertical	18	1.55	-
5825MHz	Pass	PK	11.64652G	66.59	74.00	-7.41	15.66	3	Vertical	18	1.55	-
802.11ac VHT40_Nss1,(MCS0)_8TX	-	-	-	-	-	-	-	-	-	-	-	-
5190MHz	Pass	AV	5.1484G	52.54	54.00	-1.46	3.75	3	Horizontal	45	1.52	-
5190MHz	Pass	AV	5.1728G	105.35	Inf	-Inf	3.79	3	Horizontal	45	1.52	-
5190MHz	Pass	PK	5.1396G	68.38	74.00	-5.62	3.74	3	Horizontal	45	1.52	-
5190MHz	Pass	PK	5.1728G	113.74	Inf	-Inf	3.79	3	Horizontal	45	1.52	-
5190MHz	Pass	AV	5.1488G	53.70	54.00	-0.30	3.75	3	Vertical	30	1.71	-
5190MHz	Pass	AV	5.1748G	110.70	Inf	-Inf	3.79	3	Vertical	30	1.71	-
5190MHz	Pass	PK	5.1352G	68.69	74.00	-5.31	3.72	3	Vertical	30	1.71	-
5190MHz	Pass	PK	5.1748G	118.27	Inf	-Inf	3.79	3	Vertical	30	1.71	-
5190MHz	Pass	AV	10.38G	48.84	54.00	-5.16	14.63	3	Horizontal	245	1.57	-
5190MHz	Pass	PK	10.37012G	59.94	74.00	-14.06	14.61	3	Horizontal	245	1.57	-
5190MHz	Pass	AV	10.3799G	47.08	54.00	-6.92	14.63	3	Vertical	151	1.50	-
5190MHz	Pass	PK	10.36323G	58.48	74.00	-15.52	14.59	3	Vertical	151	1.50	-
5230MHz	Pass	AV	5.1496G	49.50	54.00	-4.50	3.75	3	Horizontal	325	1.50	-
5230MHz	Pass	AV	5.238G	101.21	Inf	-Inf	3.89	3	Horizontal	325	1.50	-
5230MHz	Pass	PK	5.1448G	62.45	74.00	-11.55	3.74	3	Horizontal	325	1.50	-



Mode	Result	Type	Freq (Hz)	Level (dBuV/m)	Limit (dBuV/m)	Margin (dB)	Factor (dB)	Dist (m)	Condition	Azimuth (°)	Height (m)	Comments
5230MHz	Pass	PK	5.2252G	113.13	Inf	-Inf	3.87	3	Horizontal	325	1.50	-
5230MHz	Pass	AV	5.1492G	53.31	54.00	-0.69	3.75	3	Vertical	34	2.85	-
5230MHz	Pass	AV	5.2272G	107.86	Inf	-Inf	3.88	3	Vertical	34	2.85	-
5230MHz	Pass	PK	5.1496G	67.73	74.00	-6.27	3.75	3	Vertical	34	2.85	-
5230MHz	Pass	PK	5.224G	117.91	Inf	-Inf	3.87	3	Vertical	34	2.85	-
5230MHz	Pass	AV	10.44802G	52.64	54.00	-1.36	14.78	3	Horizontal	239	1.50	-
5230MHz	Pass	PK	10.43874G	66.12	74.00	-7.88	14.76	3	Horizontal	239	1.50	-
5230MHz	Pass	AV	10.44144G	50.66	54.00	-3.34	14.77	3	Vertical	238	1.59	-
5230MHz	Pass	PK	10.44074G	64.76	74.00	-9.24	14.77	3	Vertical	238	1.59	-
5755MHz	Pass	AV	5.7586G	104.19	Inf	-Inf	4.78	3	Horizontal	308	1.70	-
5755MHz	Pass	PK	5.6494G	61.50	68.20	-6.70	4.58	3	Horizontal	308	1.70	-
5755MHz	Pass	PK	5.7514G	113.40	Inf	-Inf	4.76	3	Horizontal	308	1.70	-
5755MHz	Pass	PK	5.9254G	59.39	68.20	-8.81	5.07	3	Horizontal	308	1.70	-
5755MHz	Pass	AV	5.7514G	106.01	Inf	-Inf	4.76	3	Vertical	329	1.43	-
5755MHz	Pass	PK	5.647G	64.45	68.20	-3.75	4.58	3	Vertical	329	1.43	-
5755MHz	Pass	PK	5.7586G	116.89	Inf	-Inf	4.78	3	Vertical	329	1.43	-
5755MHz	Pass	PK	5.9518G	60.64	68.20	-7.56	5.11	3	Vertical	329	1.43	-
5755MHz	Pass	AV	11.51G	51.13	54.00	-2.87	15.33	3	Horizontal	221	1.50	-
5755MHz	Pass	AV	17.24105G	51.19	54.00	-2.81	20.35	3	Horizontal	59	1.42	-
5755MHz	Pass	PK	11.50182G	62.56	74.00	-11.44	15.34	3	Horizontal	221	1.50	-
5755MHz	Pass	PK	17.25063G	63.38	74.00	-10.62	20.42	3	Horizontal	59	1.42	-
5755MHz	Pass	AV	11.5102G	50.32	54.00	-3.68	15.33	3	Vertical	191	2.20	-
5755MHz	Pass	PK	11.48405G	62.22	74.00	-11.78	15.36	3	Vertical	191	2.20	-
5795MHz	Pass	AV	5.7986G	104.67	Inf	-Inf	4.85	3	Horizontal	307	1.50	-
5795MHz	Pass	PK	5.6438G	60.63	68.20	-7.57	4.57	3	Horizontal	307	1.50	-
5795MHz	Pass	PK	5.8058G	114.37	Inf	-Inf	4.86	3	Horizontal	307	1.50	-
5795MHz	Pass	PK	5.9306G	60.65	68.20	-7.55	5.08	3	Horizontal	307	1.50	-
5795MHz	Pass	AV	5.7914G	106.66	Inf	-Inf	4.83	3	Vertical	329	1.28	-
5795MHz	Pass	PK	5.5886G	62.78	68.20	-5.42	4.47	3	Vertical	329	1.28	-
5795MHz	Pass	PK	5.7962G	116.77	Inf	-Inf	4.84	3	Vertical	329	1.28	-
5795MHz	Pass	PK	5.927G	62.01	68.20	-6.19	5.07	3	Vertical	329	1.28	-
5795MHz	Pass	AV	11.56565G	53.44	54.00	-0.56	15.25	3	Horizontal	244	2.47	-
5795MHz	Pass	AV	17.35985G	52.81	54.00	-1.19	21.16	3	Horizontal	58	1.38	-
5795MHz	Pass	PK	11.56465G	65.98	74.00	-8.02	15.25	3	Horizontal	244	2.47	-
5795MHz	Pass	PK	17.36085G	65.42	74.00	-8.58	21.17	3	Horizontal	58	1.38	-
5795MHz	Pass	AV	11.59G	50.15	54.00	-3.85	15.22	3	Vertical	190	2.09	-
5795MHz	Pass	PK	11.56385G	62.63	74.00	-11.37	15.25	3	Vertical	190	2.09	-
802.11ac VHT80_Nss1,(MCS0)_8TX	-	-	-	-	-	-	-	-	-	-	-	-
5210MHz	Pass	AV	5.13G	49.74	54.00	-4.26	3.72	3	Horizontal	43	1.47	-
5210MHz	Pass	AV	5.199G	98.79	Inf	-Inf	3.83	3	Horizontal	43	1.47	-
5210MHz	Pass	AV	5.353G	47.50	54.00	-6.50	4.08	3	Horizontal	43	1.47	-
5210MHz	Pass	PK	5.149G	62.09	74.00	-11.91	3.75	3	Horizontal	43	1.47	-
5210MHz	Pass	PK	5.193G	111.31	Inf	-Inf	3.82	3	Horizontal	43	1.47	-
5210MHz	Pass	PK	5.383G	58.91	74.00	-15.09	4.13	3	Horizontal	43	1.47	-
5210MHz	Pass	AV	5.149995G	53.47	54.00	-0.53	3.75	3	Vertical	31	2.75	-
5210MHz	Pass	AV	5.196G	104.30	Inf	-Inf	3.82	3	Vertical	31	2.75	-
5210MHz	Pass	AV	5.350005G	49.45	54.00	-4.55	4.08	3	Vertical	31	2.75	-
5210MHz	Pass	PK	5.149G	64.29	74.00	-9.71	3.75	3	Vertical	31	2.75	-
5210MHz	Pass	PK	5.195G	115.59	Inf	-Inf	3.82	3	Vertical	31	2.75	-

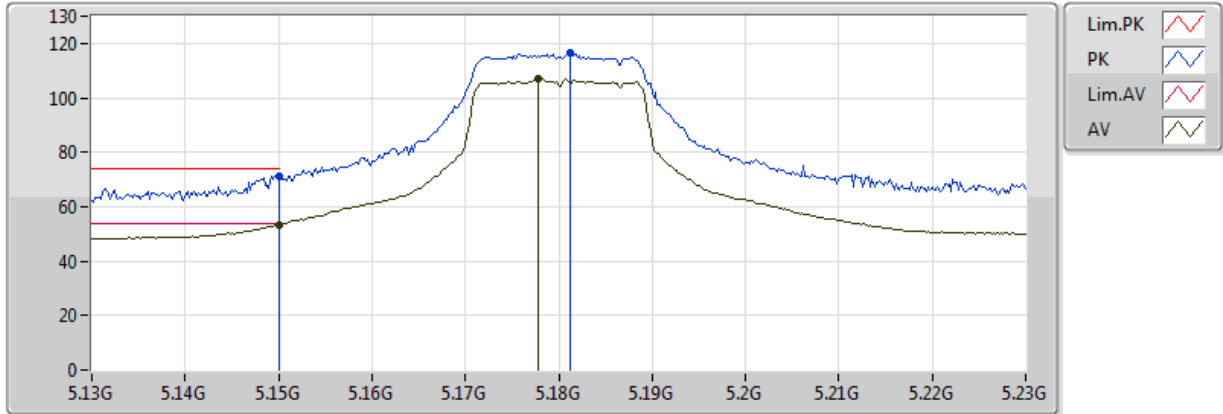


Mode	Result	Type	Freq (Hz)	Level (dBuV/m)	Limit (dBuV/m)	Margin (dB)	Factor (dB)	Dist (m)	Condition	Azimuth (°)	Height (m)	Comments
5210MHz	Pass	PK	5.377G	60.82	74.00	-13.18	4.12	3	Vertical	31	2.75	-
5210MHz	Pass	AV	10.42G	48.41	54.00	-5.59	14.72	3	Horizontal	243	1.68	-
5210MHz	Pass	PK	10.38168G	58.09	74.00	-15.91	14.63	3	Horizontal	43	1.47	-
5210MHz	Pass	AV	10.42G	47.38	54.00	-6.62	14.72	3	Vertical	154	2.19	-
5210MHz	Pass	PK	10.3725G	58.42	74.00	-15.58	14.61	3	Vertical	154	2.19	-
5775MHz	Pass	AV	5.771522G	99.38	Inf	-Inf	4.80	3	Horizontal	310	1.34	-
5775MHz	Pass	PK	5.645435G	65.51	68.20	-2.69	4.57	3	Horizontal	310	1.34	-
5775MHz	Pass	PK	5.746304G	111.82	Inf	-Inf	4.75	3	Horizontal	310	1.34	-
5775MHz	Pass	PK	5.929783G	59.89	68.20	-8.31	5.08	3	Horizontal	310	1.34	-
5775MHz	Pass	AV	5.778478G	103.33	Inf	-Inf	4.81	3	Vertical	13	2.28	-
5775MHz	Pass	PK	5.633261G	67.50	68.20	-0.70	4.55	3	Vertical	13	2.28	-
5775MHz	Pass	PK	5.741957G	115.01	Inf	-Inf	4.75	3	Vertical	13	2.28	-
5775MHz	Pass	PK	5.932391G	63.07	68.20	-5.13	5.08	3	Vertical	13	2.28	-
5775MHz	Pass	AV	11.5502G	49.92	54.00	-4.08	15.27	3	Horizontal	224	1.49	-
5775MHz	Pass	PK	11.5001G	60.92	74.00	-13.08	15.34	3	Horizontal	224	1.49	-
5775MHz	Pass	AV	11.55014G	48.73	54.00	-5.27	15.27	3	Vertical	181	1.46	-
5775MHz	Pass	PK	11.552156G	58.97	74.00	-15.03	15.27	3	Vertical	181	1.46	-

802.11ac VHT20_Nss1,(MCS0)_8TX

5180MHz_BF

18/04/2018

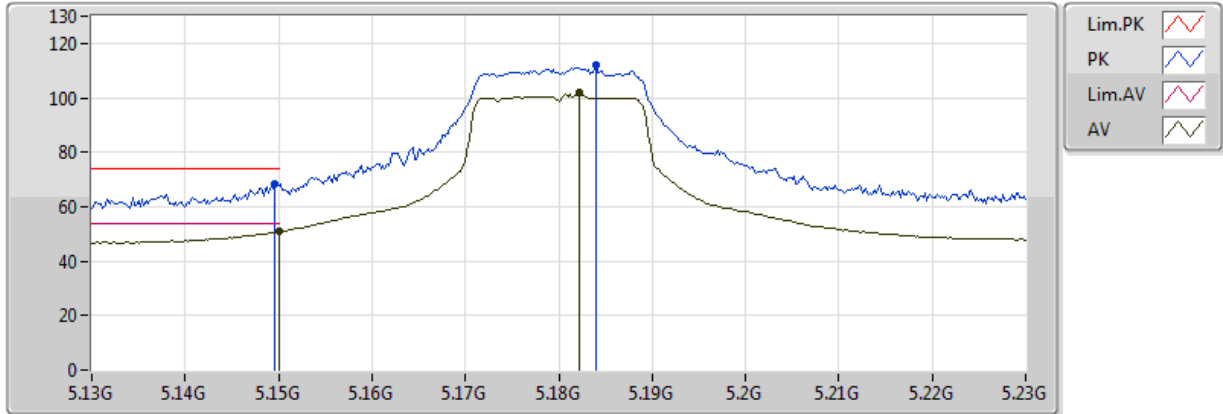


Type	Freq (Hz)	Level (dBuV/m)	Limit (dBuV/m)	Margin (dB)	Factor (dB)	Dist (m)	Condition	Azimuth (°)	Height (m)	Comments	Raw (dBuV)	AF (dB)	CL (dB)	PA (dB)
AV	5.149995G	53.22	54.00	-0.78	3.75	3	Vertical	32	1.53	-	49.47	31.66	6.64	34.55
AV	5.1778G	107.04	Inf	-Inf	3.79	3	Vertical	32	1.53	-	103.25	31.67	6.67	34.55
PK	5.149995G	71.17	74.00	-2.83	3.75	3	Vertical	32	1.53	-	67.42	31.66	6.64	34.55
PK	5.1812G	116.31	Inf	-Inf	3.80	3	Vertical	32	1.53	-	112.51	31.67	6.68	34.55

802.11ac VHT20_Nss1,(MCS0)_8TX

5180MHz_BF

18/04/2018

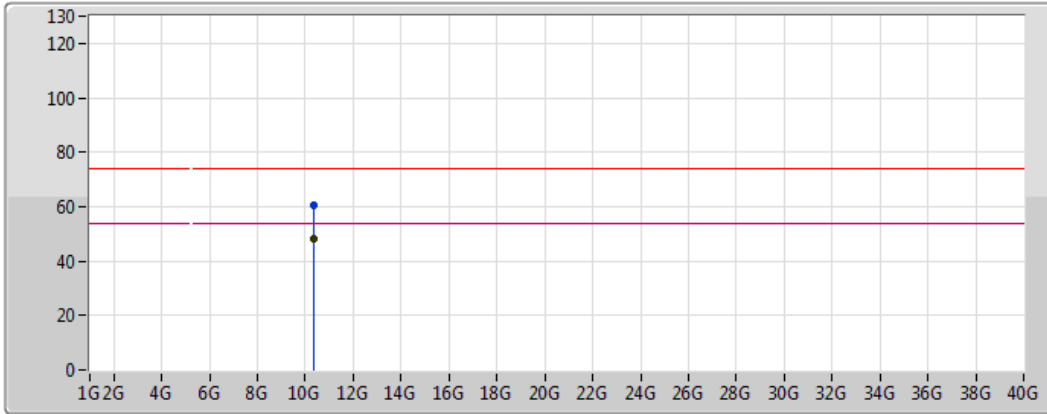






Type	Freq (Hz)	Level (dBuV/m)	Limit (dBuV/m)	Margin (dB)	Factor (dB)	Dist (m)	Condition	Azimuth (°)	Height (m)	Comments	Raw (dBuV)	AF (dB)	CL (dB)	PA (dB)
AV	5.149995G	50.78	54.00	-3.22	3.75	3	Horizontal	321	1.06	-	47.03	31.66	6.64	34.55
AV	5.1822G	101.92	Inf	-Inf	3.80	3	Horizontal	321	1.06	-	98.12	31.67	6.68	34.55
PK	5.1496G	68.28	74.00	-5.72	3.75	3	Horizontal	321	1.06	-	64.53	31.66	6.64	34.55
PK	5.184G	111.79	Inf	-Inf	3.80	3	Horizontal	321	1.06	-	107.99	31.67	6.68	34.55

802.11ac VHT20_Nss1,(MCS0)_8TX

5180MHz_BF

18/04/2018



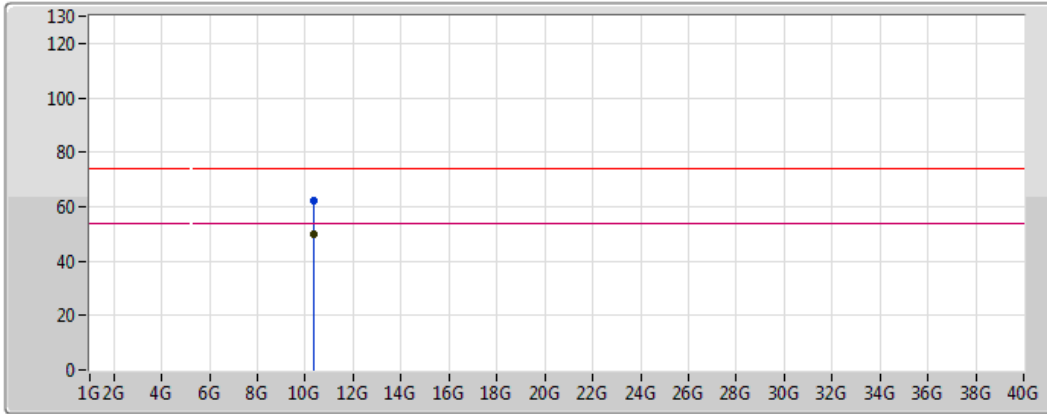
Lim.PK	
PK	
Lim.AV	
AV	





Type	Freq (Hz)	Level (dBuV/m)	Limit (dBuV/m)	Margin (dB)	Factor (dB)	Dist (m)	Condition	Azimuth (°)	Height (m)	Comments	Raw (dBuV)	AF (dB)	CL (dB)	PA (dB)
AV	10.35988G	48.42	54.00	-5.58	14.59	3	Vertical	59	1.49	-	33.83	39.50	10.18	35.10
PK	10.35994G	60.28	74.00	-13.72	14.59	3	Vertical	59	1.49	-	45.69	39.50	10.18	35.10

802.11ac VHT20_Nss1,(MCS0)_8TX

5180MHz_BF

18/04/2018



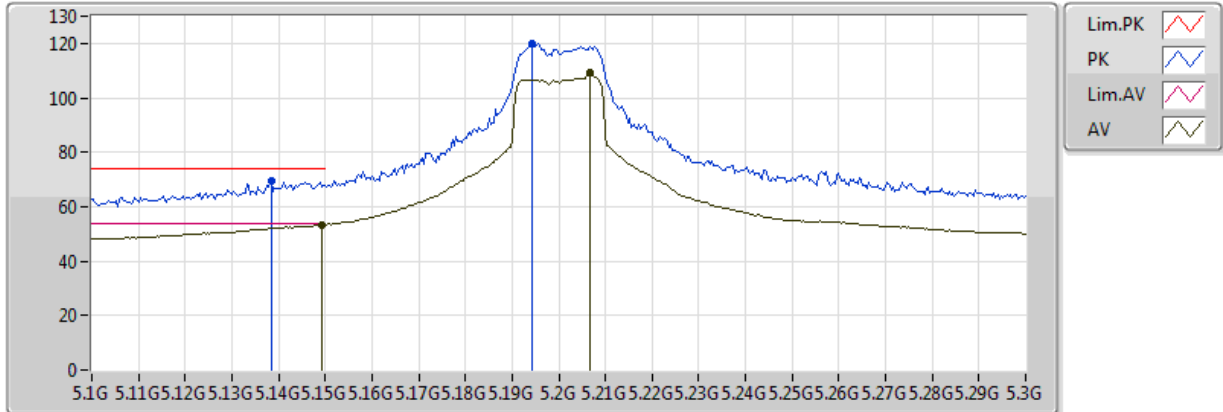
Lim.PK	
PK	
Lim.AV	
AV	

Type	Freq (Hz)	Level (dBuV/m)	Limit (dBuV/m)	Margin (dB)	Factor (dB)	Dist (m)	Condition	Azimuth (°)	Height (m)	Comments	Raw (dBuV)	AF (dB)	CL (dB)	PA (dB)
AV	10.36006G	49.74	54.00	-4.26	14.59	3	Horizontal	30	3.06	-	35.15	39.50	10.18	35.10
PK	10.36G	62.45	74.00	-11.55	14.59	3	Horizontal	30	1.96	-	47.86	39.50	10.18	35.10

802.11ac VHT20_Nss1,(MCS0)_8TX

5200MHz_BF

18/04/2018

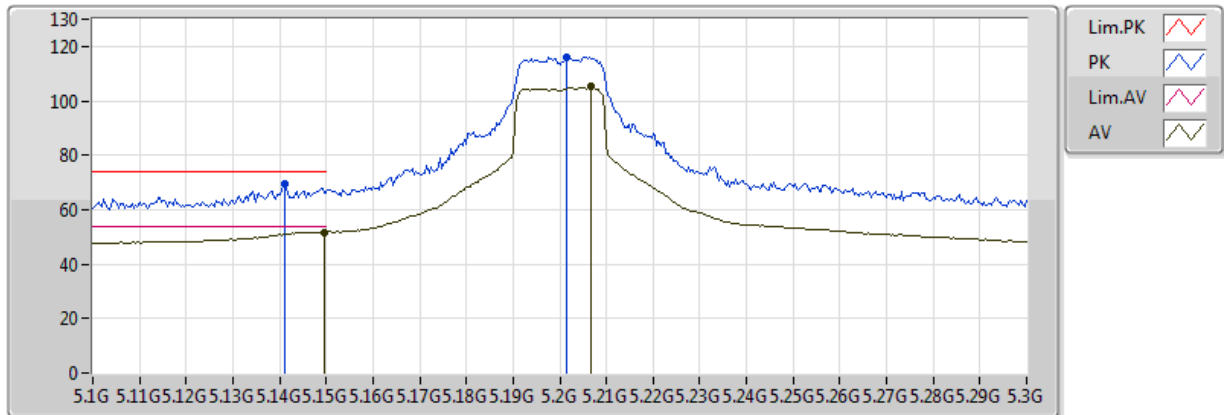


Type	Freq (Hz)	Level (dBuV/m)	Limit (dBuV/m)	Margin (dB)	Factor (dB)	Dist (m)	Condition	Azimuth (°)	Height (m)	Comments	Raw (dBuV)	AF (dB)	CL (dB)	PA (dB)
AV	5.1492G	53.24	54.00	-0.76	3.75	3	Vertical	30	1.50	-	49.49	31.66	6.64	34.55
AV	5.2068G	109.06	Inf	-Inf	3.84	3	Vertical	30	1.50	-	105.22	31.68	6.71	34.55
PK	5.1384G	69.75	74.00	-4.25	3.74	3	Vertical	30	1.50	-	66.01	31.66	6.63	34.55
PK	5.1944G	120.00	Inf	-Inf	3.82	3	Vertical	30	1.50	-	116.18	31.68	6.69	34.55

802.11ac VHT20_Nss1,(MCS0)_8TX

5200MHz_BF

18/04/2018

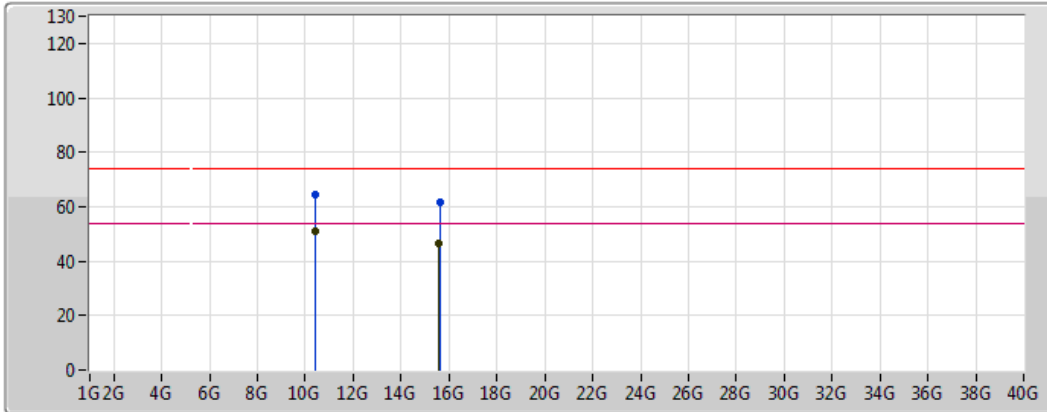


Type	Freq (Hz)	Level (dBuV/m)	Limit (dBuV/m)	Margin (dB)	Factor (dB)	Dist (m)	Condition	Azimuth (°)	Height (m)	Comments	Raw (dBuV)	AF (dB)	CL (dB)	PA (dB)
AV	5.1496G	51.72	54.00	-2.28	3.75	3	Horizontal	41	1.37	-	47.97	31.66	6.64	34.55
AV	5.2068G	105.08	Inf	-Inf	3.84	3	Horizontal	41	1.37	-	101.24	31.68	6.71	34.55
PK	5.1412G	69.32	74.00	-4.68	3.74	3	Horizontal	41	1.37	-	65.58	31.66	6.63	34.55
PK	5.2016G	116.16	Inf	-Inf	3.83	3	Horizontal	41	1.37	-	112.33	31.68	6.70	34.55

802.11ac VHT20_Nss1,(MCS0)_8TX

5200MHz_BF

18/04/2018



Legend for the spectrum plot:


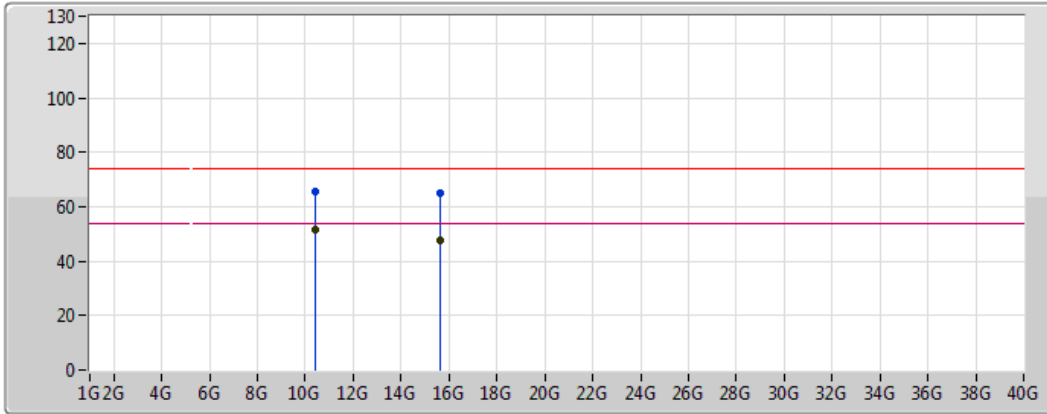
- Lim.PK: Red line with a red zigzag icon
- PK: Blue line with a blue zigzag icon
- Lim.AV: Pink line with a pink zigzag icon
- AV: Black line with a black zigzag icon

Type	Freq (Hz)	Level (dBuV/m)	Limit (dBuV/m)	Margin (dB)	Factor (dB)	Dist (m)	Condition	Azimuth (°)	Height (m)	Comments	Raw (dBuV)	AF (dB)	CL (dB)	PA (dB)
AV	10.400499G	50.97	54.00	-3.03	14.68	3	Vertical	235	1.50	-	36.29	39.56	10.19	35.07
AV	15.597006G	46.67	54.00	-7.33	15.59	3	Vertical	50	1.54	-	31.08	38.63	11.73	34.77
PK	10.403892G	64.51	74.00	-9.49	14.68	3	Vertical	235	1.50	-	49.83	39.57	10.19	35.07
PK	15.607186G	61.75	74.00	-12.25	15.55	3	Vertical	50	1.54	-	46.20	38.59	11.74	34.78

802.11ac VHT20_Nss1,(MCS0)_8TX

5200MHz_BF

18/04/2018


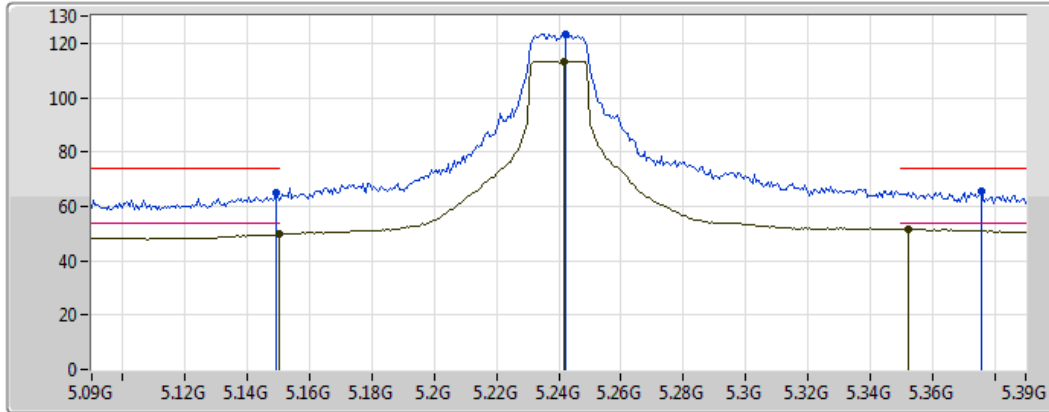


Type	Freq (Hz)	Level (dBuV/m)	Limit (dBuV/m)	Margin (dB)	Factor (dB)	Dist (m)	Condition	Azimuth (°)	Height (m)	Comments	Raw (dBuV)	AF (dB)	CL (dB)	PA (dB)
AV	10.4001G	51.55	54.00	-2.45	14.68	3	Horizontal	243	1.43	-	36.87	39.56	10.19	35.07
AV	15.602595G	47.78	54.00	-6.22	15.57	3	Horizontal	67	2.31	-	32.21	38.61	11.73	34.78
PK	10.399601G	65.54	74.00	-8.46	14.68	3	Horizontal	243	1.43	-	50.86	39.56	10.19	35.07
PK	15.606687G	64.91	74.00	-9.09	15.55	3	Horizontal	67	2.31	-	49.36	38.59	11.74	34.78

802.11ac VHT20_Nss1,(MCS0)_8TX

5240MHz_BF

18/04/2018

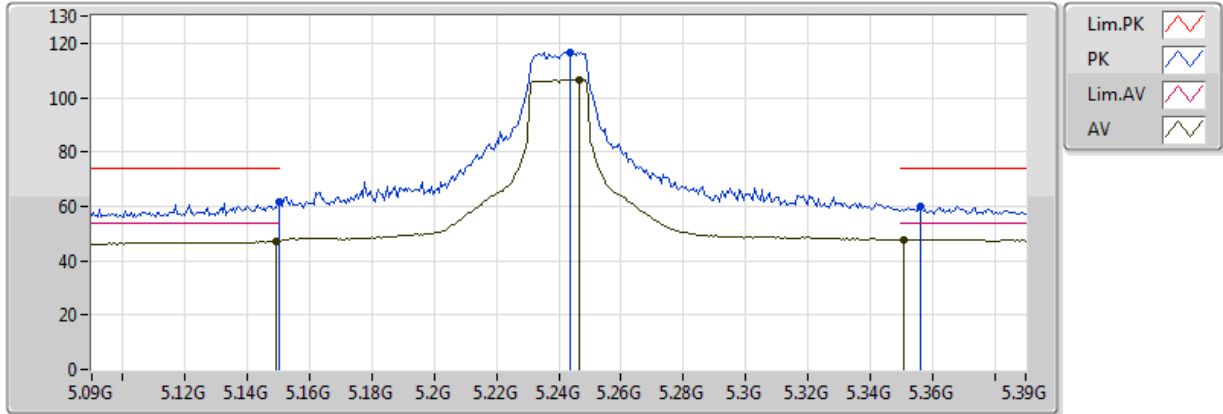


Type	Freq (Hz)	Level (dBuV/m)	Limit (dBuV/m)	Margin (dB)	Factor (dB)	Dist (m)	Condition	Azimuth (°)	Height (m)	Comments	Raw (dBuV)	AF (dB)	CL (dB)	PA (dB)
AV	5.149995G	49.64	54.00	-4.36	3.75	3	Vertical	15	1.83	-	45.89	31.66	6.64	34.55
AV	5.2418G	113.44	Inf	-Inf	3.90	3	Vertical	15	1.83	-	109.54	31.70	6.75	34.55
AV	5.3522G	51.64	54.00	-2.36	4.08	3	Vertical	15	1.83	-	47.56	31.74	6.88	34.54
PK	5.1494G	65.28	74.00	-8.72	3.75	3	Vertical	15	1.83	-	61.53	31.66	6.64	34.55
PK	5.2424G	123.37	Inf	-Inf	3.90	3	Vertical	15	1.83	-	119.47	31.70	6.75	34.55
PK	5.3756G	65.64	74.00	-8.36	4.12	3	Vertical	15	1.83	-	61.52	31.75	6.91	34.54

802.11ac VHT20_Nss1,(MCS0)_8TX

5240MHz_BF

18/04/2018

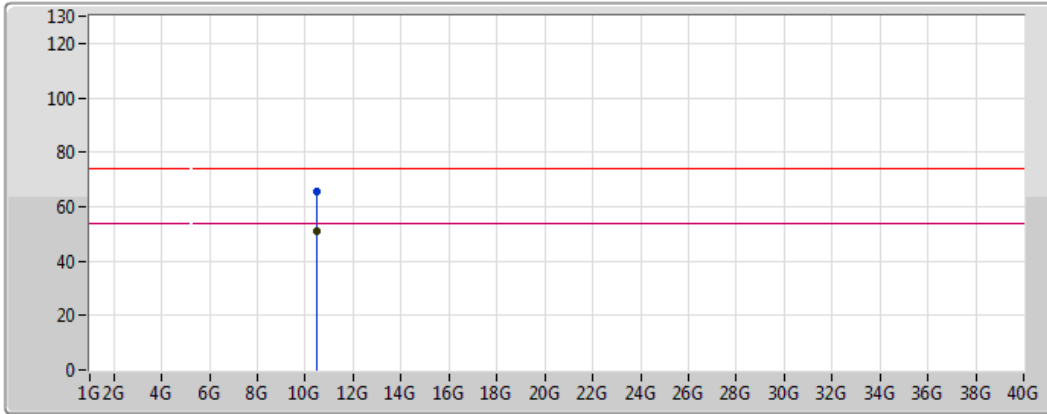


Type	Freq (Hz)	Level (dBuV/m)	Limit (dBuV/m)	Margin (dB)	Factor (dB)	Dist (m)	Condition	Azimuth (°)	Height (m)	Comments	Raw (dBuV)	AF (dB)	CL (dB)	PA (dB)
AV	5.1494G	47.22	54.00	-6.78	3.75	3	Horizontal	104	1.44	-	43.47	31.66	6.64	34.55
AV	5.2466G	106.72	Inf	-Inf	3.91	3	Horizontal	104	1.44	-	102.81	31.70	6.76	34.55
AV	5.351G	47.84	54.00	-6.16	4.08	3	Horizontal	104	1.44	-	43.76	31.74	6.88	34.54
PK	5.149995G	61.60	74.00	-12.40	3.75	3	Horizontal	104	1.44	-	57.85	31.66	6.64	34.55
PK	5.2436G	116.81	Inf	-Inf	3.90	3	Horizontal	104	1.44	-	112.91	31.70	6.75	34.55
PK	5.3564G	59.71	74.00	-14.29	4.09	3	Horizontal	104	1.44	-	55.62	31.74	6.89	34.54

802.11ac VHT20_Nss1,(MCS0)_8TX

5240MHz_BF

18/04/2018

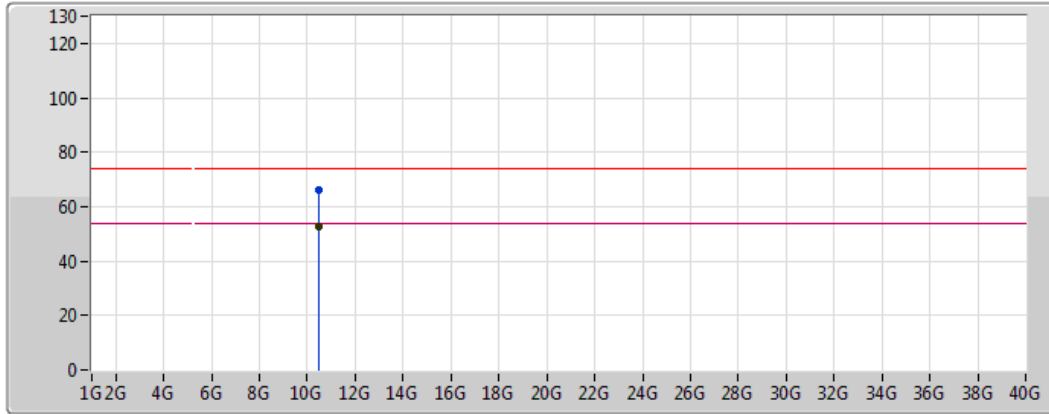






Type	Freq (Hz)	Level (dBuV/m)	Limit (dBuV/m)	Margin (dB)	Factor (dB)	Dist (m)	Condition	Azimuth (°)	Height (m)	Comments	Raw (dBuV)	AF (dB)	CL (dB)	PA (dB)
AV	10.48054G	51.09	54.00	-2.91	14.86	3	Vertical	333	1.55	-	36.23	39.67	10.19	35.01
PK	10.48876G	65.70	74.00	-8.30	14.87	3	Vertical	333	1.55	-	50.83	39.68	10.19	35.00

802.11ac VHT20_Nss1,(MCS0)_8TX

5240MHz_BF

18/04/2018



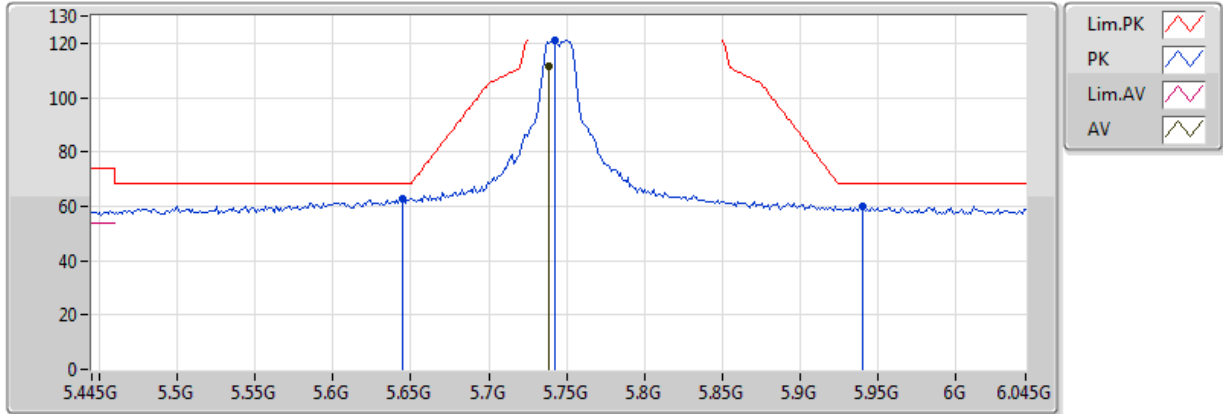
Lim.PK	
PK	
Lim.AV	
AV	

Type	Freq (Hz)	Level (dBuV/m)	Limit (dBuV/m)	Margin (dB)	Factor (dB)	Dist (m)	Condition	Azimuth (°)	Height (m)	Comments	Raw (dBuV)	AF (dB)	CL (dB)	PA (dB)
AV	10.48G	52.84	54.00	-1.16	14.86	3	Horizontal	17	1.56	-	37.98	39.67	10.19	35.01
PK	10.48078G	66.16	74.00	-7.84	14.86	3	Horizontal	17	1.56	-	51.30	39.67	10.19	35.01

802.11ac VHT20_Nss1,(MCS0)_8TX

5745MHz_BF

27/04/2018

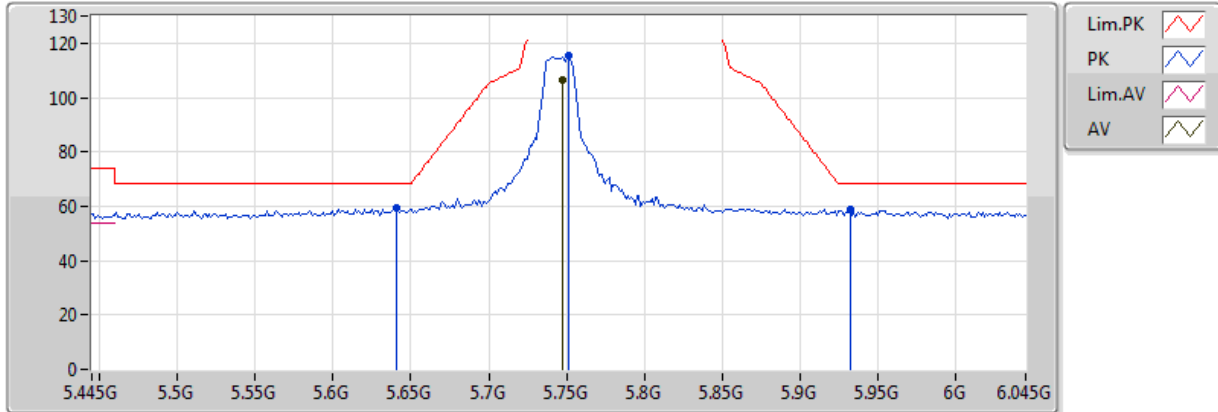


Type	Freq (Hz)	Level (dBuV/m)	Limit (dBuV/m)	Margin (dB)	Factor (dB)	Dist (m)	Condition	Azimuth (°)	Height (m)	Comments	Raw (dBuV)	AF (dB)	CL (dB)	PA (dB)
AV	5.739G	111.71	Inf	-Inf	4.74	3	Vertical	358	2.29	-	106.97	32.18	7.17	34.61
PK	5.6442G	63.01	68.20	-5.19	4.57	3	Vertical	358	2.29	-	58.44	32.03	7.12	34.58
PK	5.7426G	120.99	Inf	-Inf	4.75	3	Vertical	358	2.29	-	116.24	32.19	7.17	34.61
PK	5.9406G	59.81	68.20	-8.39	5.10	3	Vertical	358	2.29	-	54.71	32.50	7.26	34.66

802.11ac VHT20_Nss1,(MCS0)_8TX

5745MHz_BF

27/04/2018

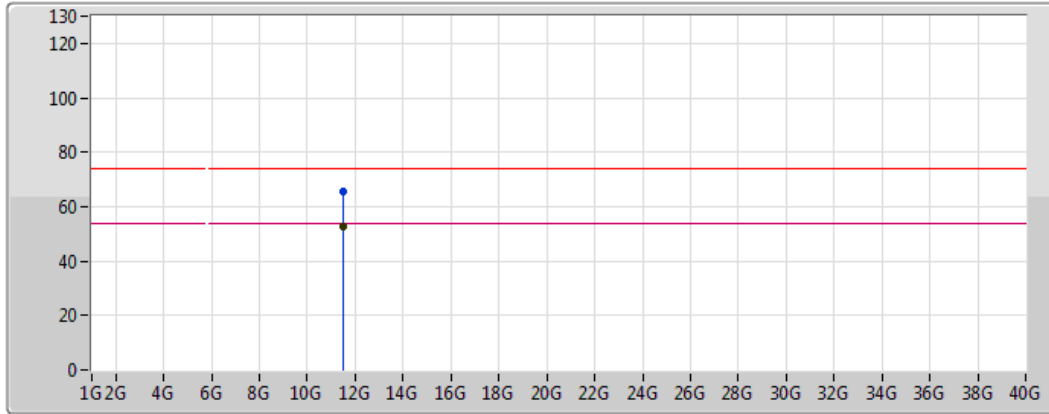






Type	Freq (Hz)	Level (dBuV/m)	Limit (dBuV/m)	Margin (dB)	Factor (dB)	Dist (m)	Condition	Azimuth (°)	Height (m)	Comments	Raw (dBuV)	AF (dB)	CL (dB)	PA (dB)
AV	5.7474G	106.32	Inf	-Inf	4.76	3	Horizontal	13	1.60	-	101.56	32.20	7.17	34.61
PK	5.6406G	59.29	68.20	-8.91	4.56	3	Horizontal	13	1.60	-	54.73	32.02	7.12	34.58
PK	5.751G	115.24	Inf	-Inf	4.76	3	Horizontal	13	1.60	-	110.48	32.20	7.17	34.61
PK	5.9322G	58.73	68.20	-9.47	5.08	3	Horizontal	13	1.60	-	53.65	32.49	7.25	34.66

802.11ac VHT20_Nss1,(MCS0)_8TX

5745MHz_BF

27/04/2018



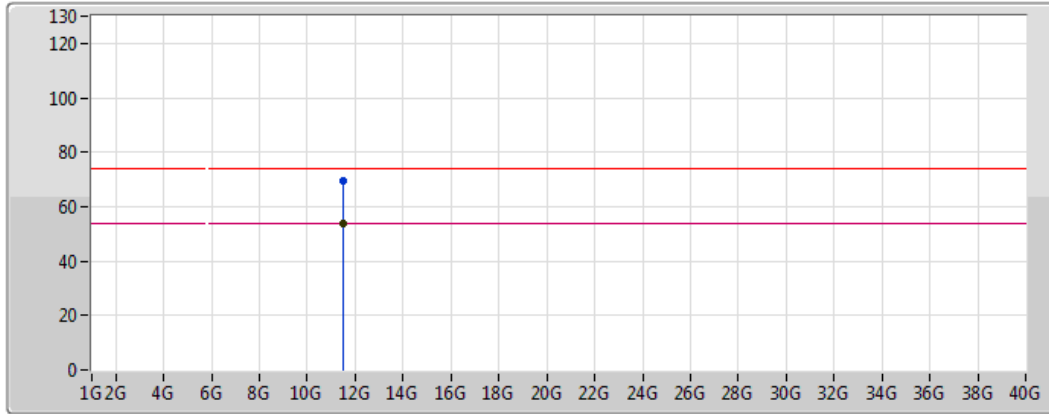
Lim.PK	
PK	
Lim.AV	
AV	

Type	Freq (Hz)	Level (dBuV/m)	Limit (dBuV/m)	Margin (dB)	Factor (dB)	Dist (m)	Condition	Azimuth (°)	Height (m)	Comments	Raw (dBuV)	AF (dB)	CL (dB)	PA (dB)
AV	11.49004G	52.81	54.00	-1.19	15.35	3	Vertical	181	1.49	-	37.46	39.71	10.34	34.70
PK	11.48652G	65.37	74.00	-8.63	15.36	3	Vertical	181	1.49	-	50.01	39.72	10.34	34.70

802.11ac VHT20_Nss1,(MCS0)_8TX

5745MHz_BF

27/04/2018

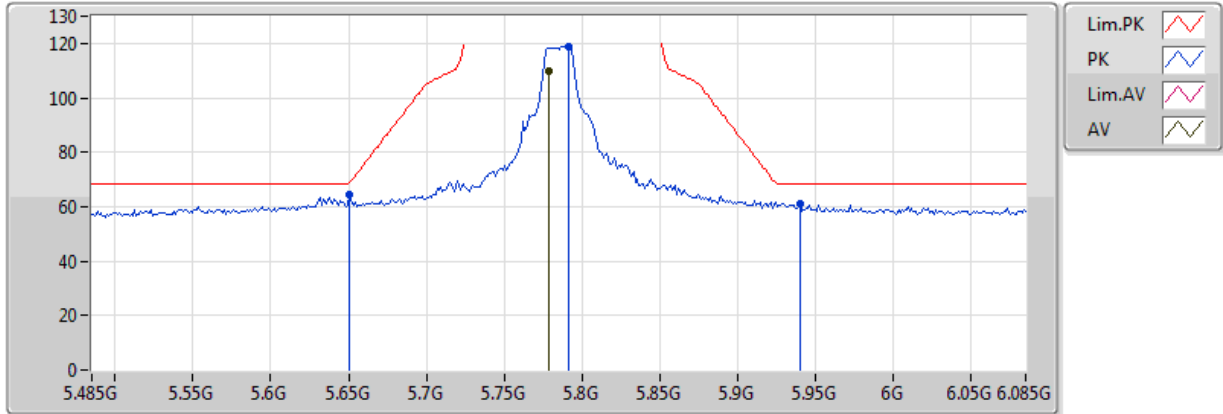


Type	Freq (Hz)	Level (dBuV/m)	Limit (dBuV/m)	Margin (dB)	Factor (dB)	Dist (m)	Condition	Azimuth (°)	Height (m)	Comments	Raw (dBuV)	AF (dB)	CL (dB)	PA (dB)
AV	11.48514G	53.89	54.00	-0.11	15.36	3	Horizontal	112	1.83	-	38.53	39.72	10.34	34.70
PK	11.48622G	69.37	74.00	-4.63	15.36	3	Horizontal	112	1.83	-	54.01	39.72	10.34	34.70

802.11ac VHT20_Nss1,(MCS0)_8TX

5785MHz_BF

17/04/2018

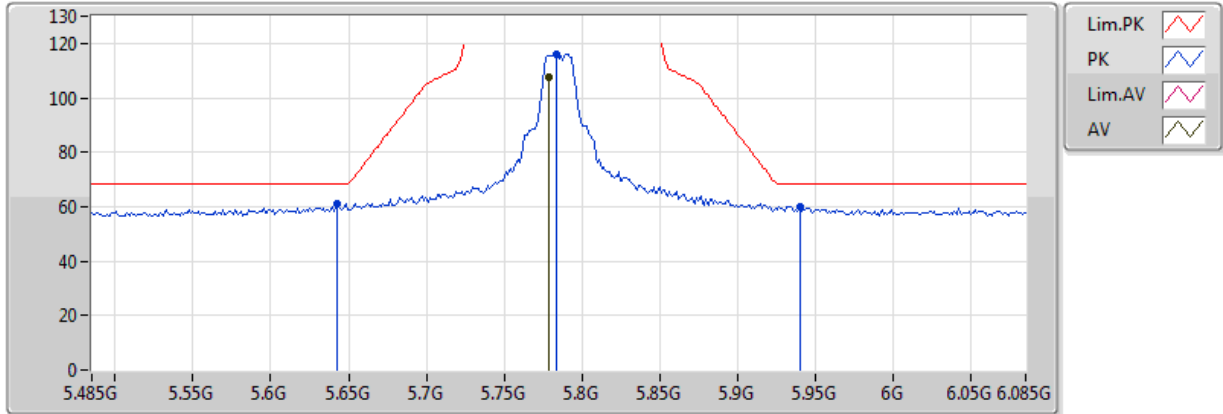


Type	Freq (Hz)	Level (dBuV/m)	Limit (dBuV/m)	Margin (dB)	Factor (dB)	Dist (m)	Condition	Azimuth (°)	Height (m)	Comments	Raw (dBuV)	AF (dB)	CL (dB)	PA (dB)
AV	5.779G	110.09	Inf	-Inf	4.81	3	Vertical	326	2.20	-	105.28	32.25	7.18	34.62
PK	5.6506G	64.41	68.64	-4.23	4.58	3	Vertical	326	2.20	-	59.83	32.04	7.13	34.59
PK	5.791G	119.02	Inf	-Inf	4.83	3	Vertical	326	2.20	-	114.19	32.27	7.19	34.62
PK	5.9398G	61.20	68.20	-7.00	5.10	3	Vertical	326	2.20	-	56.10	32.50	7.26	34.66

802.11ac VHT20_Nss1,(MCS0)_8TX

5785MHz_BF

17/04/2018

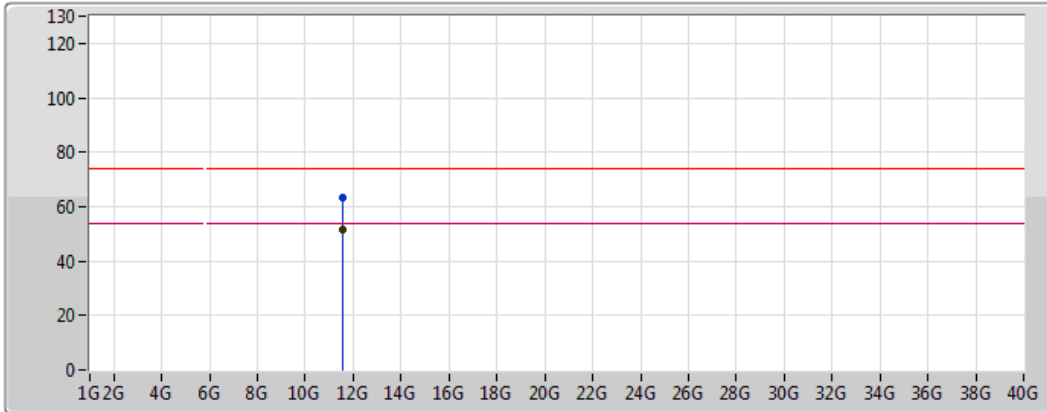


Type	Freq (Hz)	Level (dBuV/m)	Limit (dBuV/m)	Margin (dB)	Factor (dB)	Dist (m)	Condition	Azimuth (°)	Height (m)	Comments	Raw (dBuV)	AF (dB)	CL (dB)	PA (dB)
AV	5.779G	107.56	Inf	-Inf	4.81	3	Horizontal	308	1.62	-	102.75	32.25	7.18	34.62
PK	5.6422G	61.21	68.20	-6.99	4.57	3	Horizontal	308	1.62	-	56.64	32.03	7.12	34.58
PK	5.7838G	116.21	Inf	-Inf	4.82	3	Horizontal	308	1.62	-	111.39	32.25	7.18	34.62
PK	5.9398G	60.01	68.20	-8.19	5.10	3	Horizontal	308	1.62	-	54.91	32.50	7.26	34.66

802.11ac VHT20_Nss1,(MCS0)_8TX

5785MHz_BF

17/04/2018

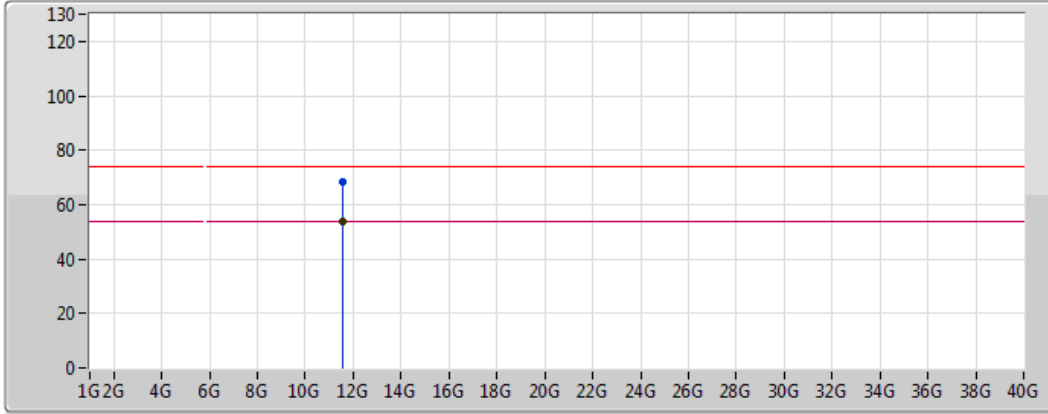


Type	Freq (Hz)	Level (dBuV/m)	Limit (dBuV/m)	Margin (dB)	Factor (dB)	Dist (m)	Condition	Azimuth (°)	Height (m)	Comments	Raw (dBuV)	AF (dB)	CL (dB)	PA (dB)
AV	11.57025G	51.55	54.00	-2.45	15.24	3	Vertical	230	1.86	-	36.31	39.60	10.36	34.72
PK	11.5665G	63.34	74.00	-10.66	15.25	3	Vertical	230	1.86	-	48.09	39.61	10.36	34.72

802.11ac VHT20_Nss1,(MCS0)_8TX

5785MHz_BF

23/04/2018



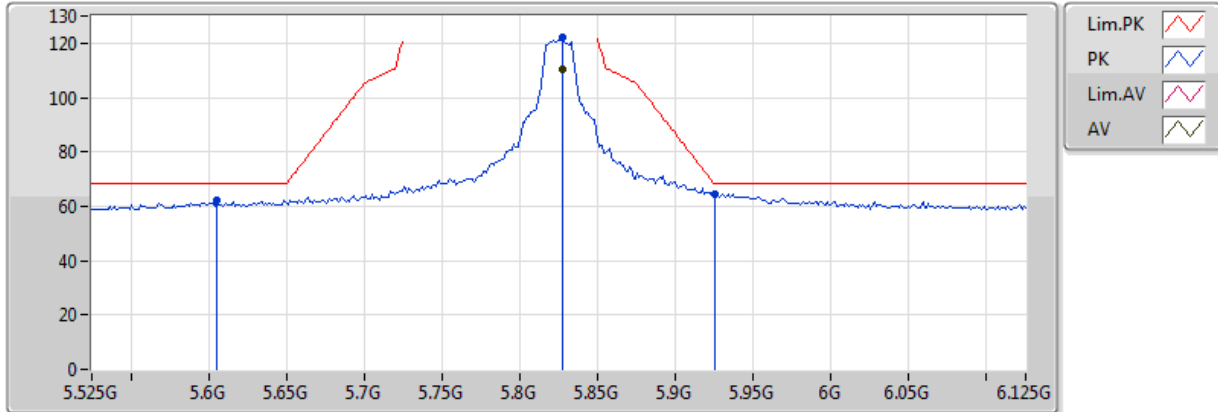
Lim.PK	
PK	
Lim.AV	
AV	

Type	Freq (Hz)	Level (dBuV/m)	Limit (dBuV/m)	Margin (dB)	Factor (dB)	Dist (m)	Condition	Azimuth (°)	Height (m)	Comments	Raw (dBuV)	AF (dB)	CL (dB)	PA (dB)
AV	11.56958G	53.95	54.00	-0.05	15.25	3	Horizontal	112	1.72	-	38.70	39.60	10.36	34.72
PK	11.56622G	68.45	74.00	-5.55	15.25	3	Horizontal	112	1.72	-	53.20	39.61	10.36	34.72

802.11ac VHT20_Nss1,(MCS0)_8TX

5825MHz_BF

27/04/2018

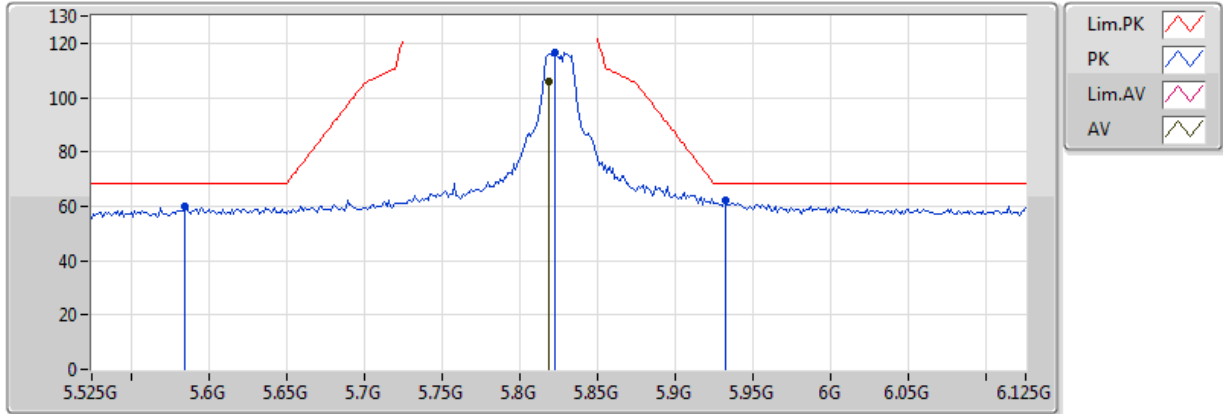


Type	Freq (Hz)	Level (dBuV/m)	Limit (dBuV/m)	Margin (dB)	Factor (dB)	Dist (m)	Condition	Azimuth (°)	Height (m)	Comments	Raw (dBuV)	AF (dB)	CL (dB)	PA (dB)
PK	5.8274G	122.35	Inf	-Inf	8.01	3	Vertical	0	2.05	-	114.34	32.49	5.41	29.89
PK	5.6054G	62.46	68.20	-5.74	7.52	3	Vertical	0	2.05	-	54.94	32.23	5.12	29.83
PK	5.9258G	64.58	68.20	-3.62	8.22	3	Vertical	0	2.05	-	56.36	32.61	5.53	29.92
AV	5.8274G	110.33	Inf	-Inf	8.01	3	Vertical	0	2.05	-	102.32	32.49	5.41	29.89

802.11ac VHT20_Nss1,(MCS0)_8TX

5825MHz_BF

27/04/2018

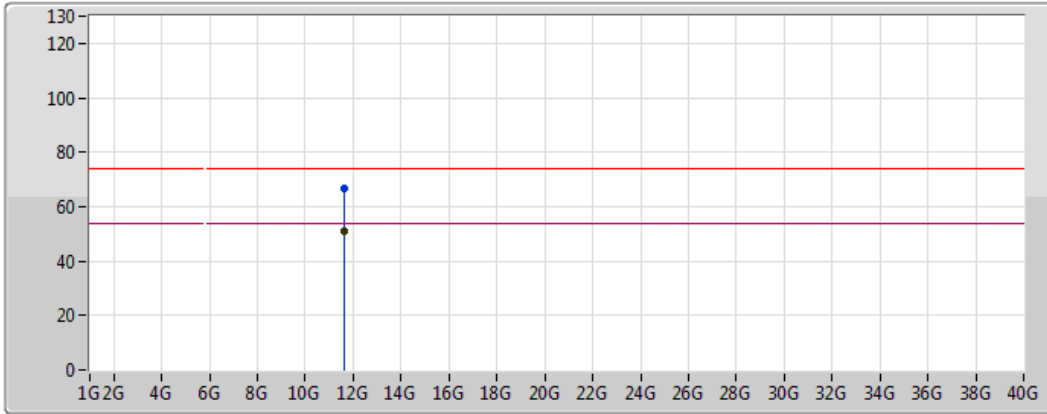


Type	Freq (Hz)	Level (dBuV/m)	Limit (dBuV/m)	Margin (dB)	Factor (dB)	Dist (m)	Condition	Azimuth (°)	Height (m)	Comments	Raw (dBuV)	AF (dB)	CL (dB)	PA (dB)
AV	5.819G	106.13	Inf	-Inf	7.99	3	Horizontal	298	1.65	-	98.14	32.48	5.39	29.89
PK	5.585G	59.73	68.20	-8.47	7.46	3	Horizontal	298	1.65	-	52.27	32.20	5.09	29.83
PK	5.8226G	116.62	Inf	-Inf	8.00	3	Horizontal	298	1.65	-	108.62	32.49	5.40	29.89
PK	5.9318G	62.14	68.20	-6.06	8.24	3	Horizontal	298	1.65	-	53.90	32.62	5.54	29.92

802.11ac VHT20_Nss1,(MCS0)_8TX

5825MHz_BF

27/04/2018

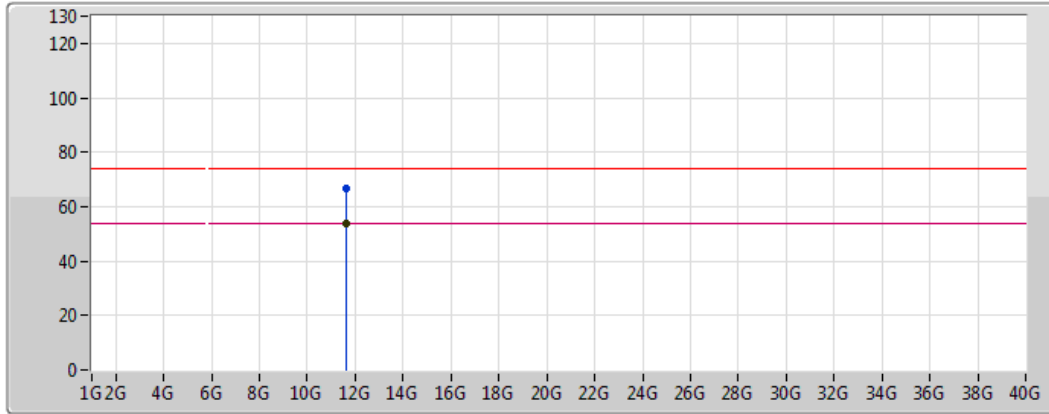






Type	Freq (Hz)	Level (dBuV/m)	Limit (dBuV/m)	Margin (dB)	Factor (dB)	Dist (m)	Condition	Azimuth (°)	Height (m)	Comments	Raw (dBuV)	AF (dB)	CL (dB)	PA (dB)
AV	11.65G	50.75	54.00	-3.25	15.65	3	Vertical	18	1.55	-	35.10	39.22	7.52	31.09
PK	11.64652G	66.59	74.00	-7.41	15.66	3	Vertical	18	1.55	-	50.93	39.22	7.52	31.09

802.11ac VHT20_Nss1,(MCS0)_8TX

5825MHz_BF

27/04/2018



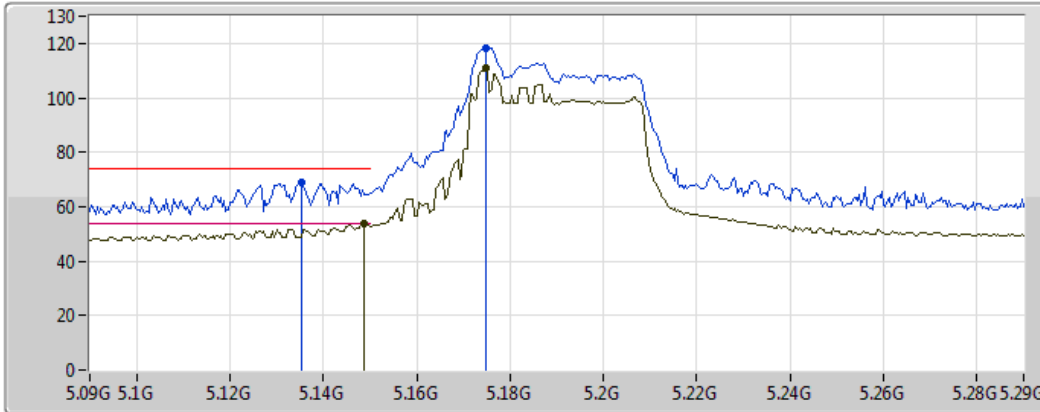
Lim.PK	
PK	
Lim.AV	
AV	

Type	Freq (Hz)	Level (dBuV/m)	Limit (dBuV/m)	Margin (dB)	Factor (dB)	Dist (m)	Condition	Azimuth (°)	Height (m)	Comments	Raw (dBuV)	AF (dB)	CL (dB)	PA (dB)
AV	11.65156G	53.95	54.00	-0.05	15.13	3	Horizontal	325	1.49	-	38.82	39.49	10.39	34.74
PK	11.65264G	66.77	74.00	-7.23	15.13	3	Horizontal	325	1.49	-	51.64	39.49	10.39	34.74





802.11ac VHT40_Nss1,(MCS0)_8TX

5190MHz_BF

18/04/2018



Legend for the spectrum plot:

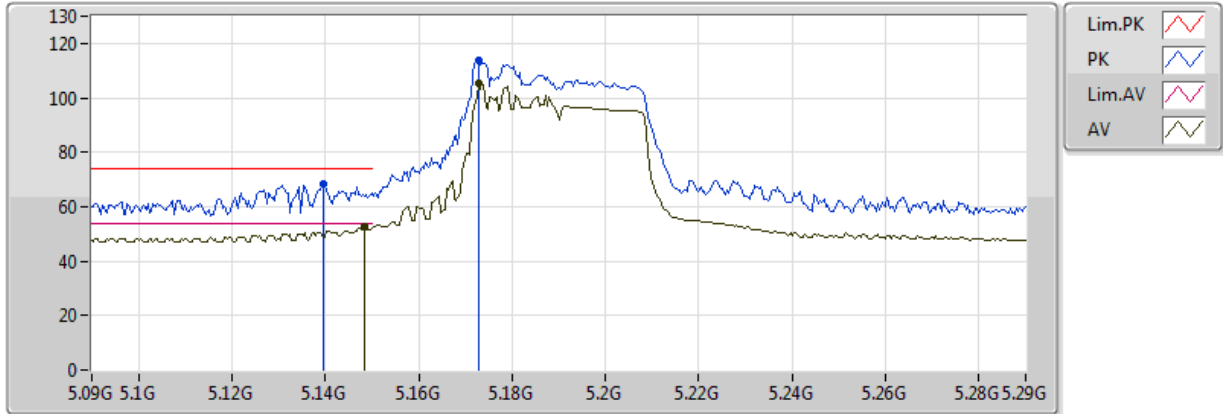
- Lim.PK 
- PK 
- Lim.AV 
- AV 

Type	Freq (Hz)	Level (dBuV/m)	Limit (dBuV/m)	Margin (dB)	Factor (dB)	Dist (m)	Condition	Azimuth (°)	Height (m)	Comments	Raw (dBuV)	AF (dB)	CL (dB)	PA (dB)
AV	5.1488G	53.70	54.00	-0.30	3.75	3	Vertical	30	1.71	-	49.95	31.66	6.64	34.55
AV	5.1748G	110.70	Inf	-Inf	3.79	3	Vertical	30	1.71	-	106.91	31.67	6.67	34.55
PK	5.1352G	68.69	74.00	-5.31	3.72	3	Vertical	30	1.71	-	64.97	31.65	6.62	34.55
PK	5.1748G	118.27	Inf	-Inf	3.79	3	Vertical	30	1.71	-	114.48	31.67	6.67	34.55

802.11ac VHT40_Nss1,(MCS0)_8TX

5190MHz_BF

18/04/2018

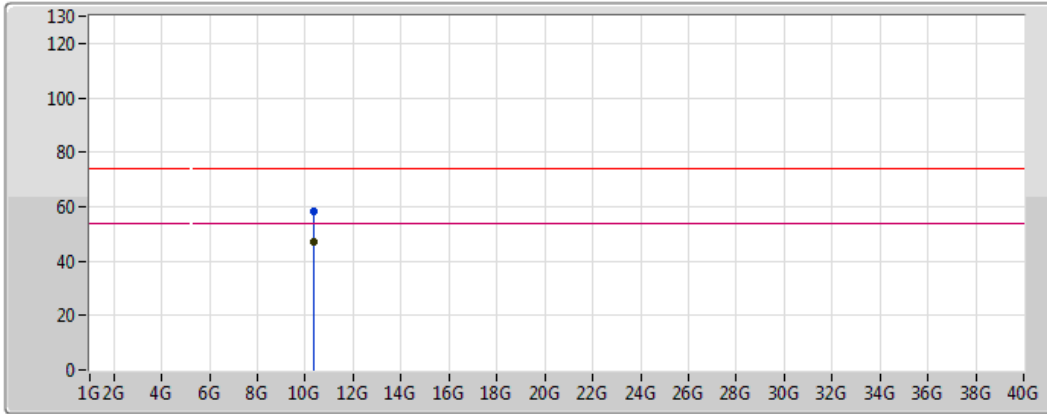






Type	Freq (Hz)	Level (dBuV/m)	Limit (dBuV/m)	Margin (dB)	Factor (dB)	Dist (m)	Condition	Azimuth (°)	Height (m)	Comments	Raw (dBuV)	AF (dB)	CL (dB)	PA (dB)
AV	5.1484G	52.54	54.00	-1.46	3.75	3	Horizontal	45	1.52	-	48.79	31.66	6.64	34.55
AV	5.1728G	105.35	Inf	-Inf	3.79	3	Horizontal	45	1.52	-	101.56	31.67	6.67	34.55
PK	5.1396G	68.38	74.00	-5.62	3.74	3	Horizontal	45	1.52	-	64.64	31.66	6.63	34.55
PK	5.1728G	113.74	Inf	-Inf	3.79	3	Horizontal	45	1.52	-	109.95	31.67	6.67	34.55

802.11ac VHT40_Nss1,(MCS0)_8TX

5190MHz_BF

18/04/2018



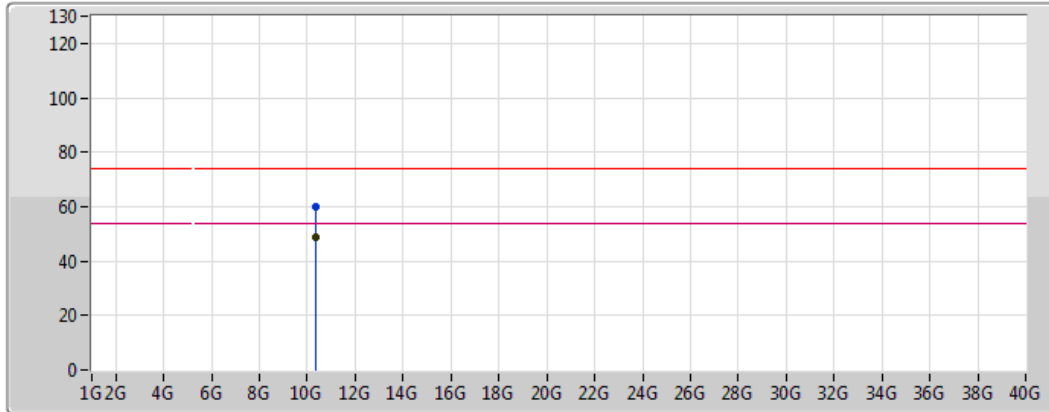
Lim.PK	
PK	
Lim.AV	
AV	

Type	Freq (Hz)	Level (dBuV/m)	Limit (dBuV/m)	Margin (dB)	Factor (dB)	Dist (m)	Condition	Azimuth (°)	Height (m)	Comments	Raw (dBuV)	AF (dB)	CL (dB)	PA (dB)
AV	10.3799G	47.08	54.00	-6.92	14.63	3	Vertical	151	1.50	-	32.45	39.53	10.19	35.09
PK	10.36323G	58.48	74.00	-15.52	14.59	3	Vertical	151	1.50	-	43.89	39.51	10.18	35.10

802.11ac VHT40_Nss1,(MCS0)_8TX

5190MHz_BF

18/04/2018

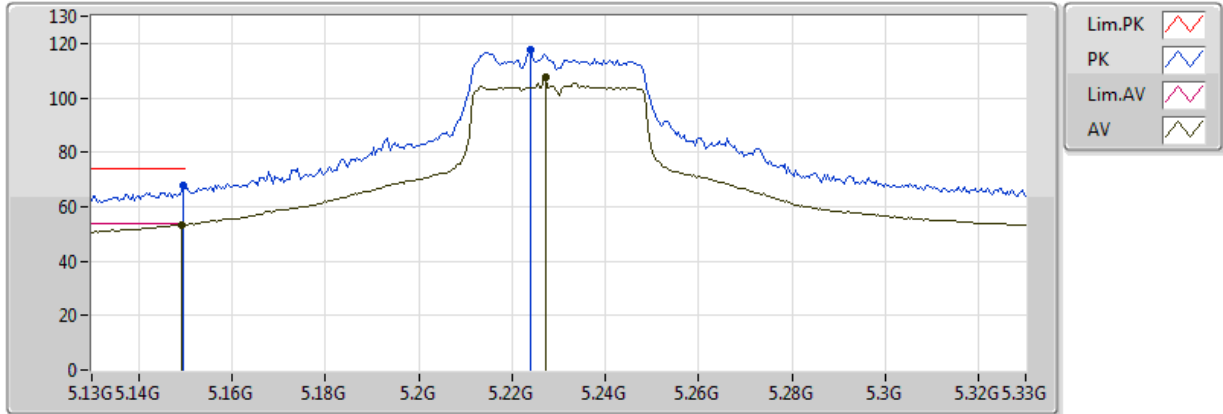


Type	Freq (Hz)	Level (dBuV/m)	Limit (dBuV/m)	Margin (dB)	Factor (dB)	Dist (m)	Condition	Azimuth (°)	Height (m)	Comments	Raw (dBuV)	AF (dB)	CL (dB)	PA (dB)
AV	10.38G	48.84	54.00	-5.16	14.63	3	Horizontal	245	1.57	-	34.21	39.53	10.19	35.09
PK	10.37012G	59.94	74.00	-14.06	14.61	3	Horizontal	245	1.57	-	45.33	39.52	10.18	35.09

802.11ac VHT40_Nss1,(MCS0)_8TX

5230MHz_BF

18/04/2018

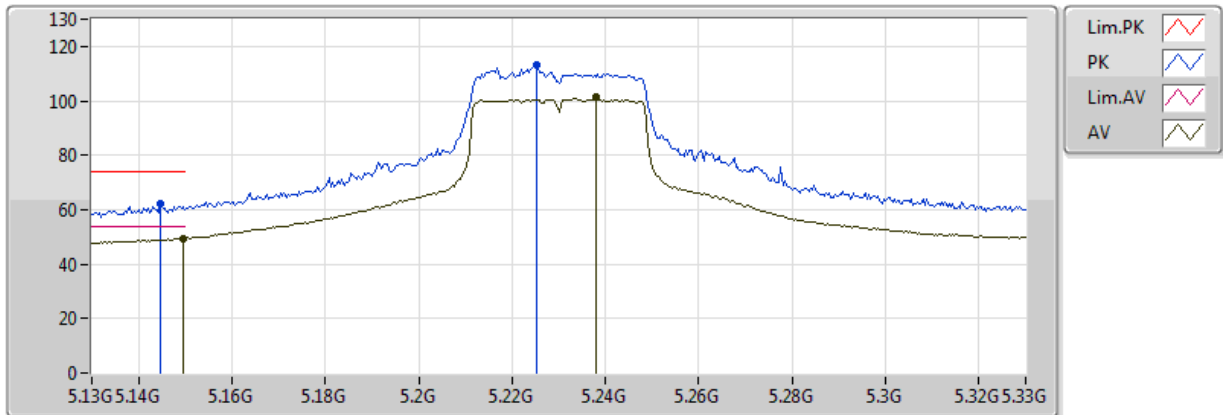


Type	Freq (Hz)	Level (dBuV/m)	Limit (dBuV/m)	Margin (dB)	Factor (dB)	Dist (m)	Condition	Azimuth (°)	Height (m)	Comments	Raw (dBuV)	AF (dB)	CL (dB)	PA (dB)
AV	5.1492G	53.31	54.00	-0.69	3.75	3	Vertical	34	2.85	-	49.56	31.66	6.64	34.55
AV	5.2272G	107.86	Inf	-Inf	3.88	3	Vertical	34	2.85	-	103.98	31.69	6.73	34.55
PK	5.1496G	67.73	74.00	-6.27	3.75	3	Vertical	34	2.85	-	63.98	31.66	6.64	34.55
PK	5.224G	117.91	Inf	-Inf	3.87	3	Vertical	34	2.85	-	114.04	31.69	6.73	34.55

802.11ac VHT40_Nss1,(MCS0)_8TX

5230MHz_BF

18/04/2018

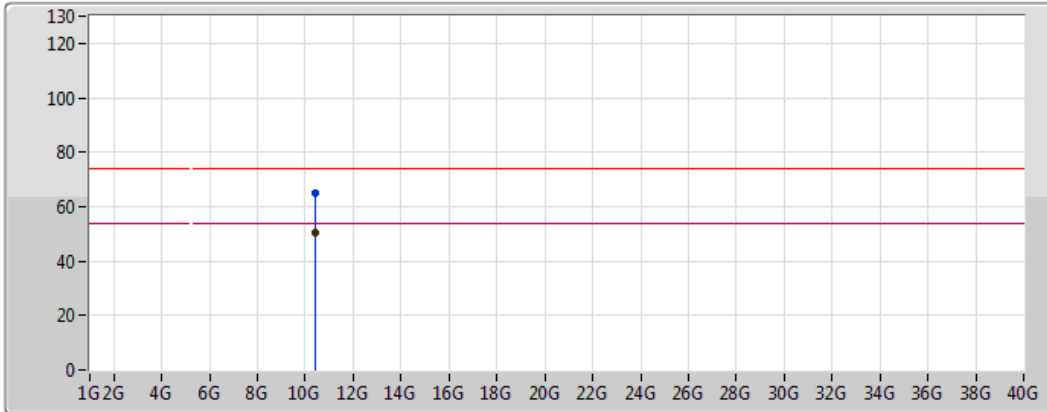






Type	Freq (Hz)	Level (dBuV/m)	Limit (dBuV/m)	Margin (dB)	Factor (dB)	Dist (m)	Condition	Azimuth (°)	Height (m)	Comments	Raw (dBuV)	AF (dB)	CL (dB)	PA (dB)
AV	5.1496G	49.50	54.00	-4.50	3.75	3	Horizontal	325	1.50	-	45.75	31.66	6.64	34.55
AV	5.238G	101.21	Inf	-Inf	3.89	3	Horizontal	325	1.50	-	97.32	31.70	6.75	34.55
PK	5.1448G	62.45	74.00	-11.55	3.74	3	Horizontal	325	1.50	-	58.71	31.66	6.63	34.55
PK	5.2252G	113.13	Inf	-Inf	3.87	3	Horizontal	325	1.50	-	109.26	31.69	6.73	34.55

802.11ac VHT40_Nss1,(MCS0)_8TX

5230MHz_BF

18/04/2018



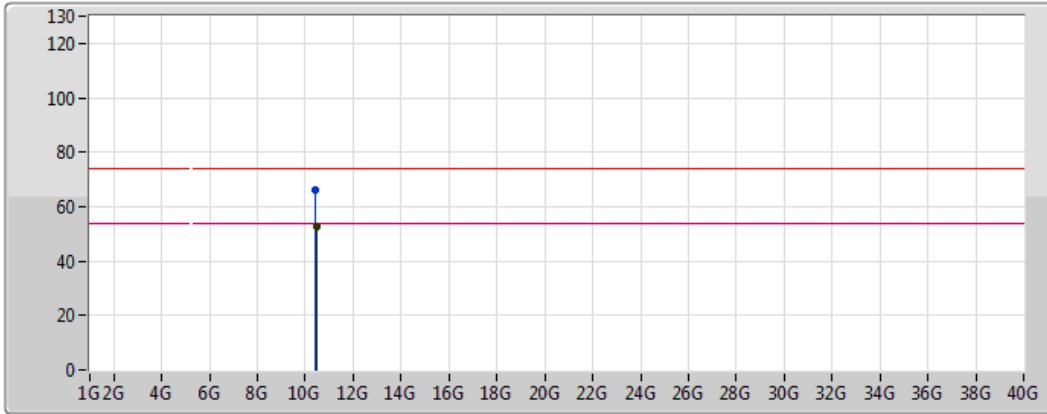
Lim.PK	
PK	
Lim.AV	
AV	

Type	Freq (Hz)	Level (dBuV/m)	Limit (dBuV/m)	Margin (dB)	Factor (dB)	Dist (m)	Condition	Azimuth (°)	Height (m)	Comments	Raw (dBuV)	AF (dB)	CL (dB)	PA (dB)
AV	10.44144G	50.66	54.00	-3.34	14.77	3	Vertical	238	1.59	-	35.89	39.62	10.19	35.04
PK	10.44074G	64.76	74.00	-9.24	14.77	3	Vertical	238	1.59	-	49.99	39.62	10.19	35.04

802.11ac VHT40_Nss1,(MCS0)_8TX

5230MHz_BF

18/04/2018

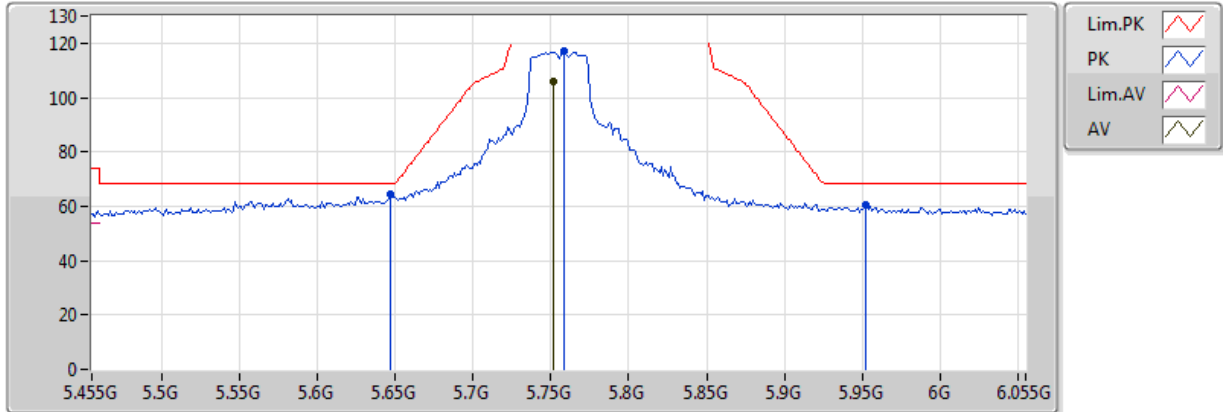


Type	Freq (Hz)	Level (dBuV/m)	Limit (dBuV/m)	Margin (dB)	Factor (dB)	Dist (m)	Condition	Azimuth (°)	Height (m)	Comments	Raw (dBuV)	AF (dB)	CL (dB)	PA (dB)
AV	10.44802G	52.64	54.00	-1.36	14.78	3	Horizontal	239	1.50	-	37.86	39.63	10.19	35.03
PK	10.43874G	66.12	74.00	-7.88	14.76	3	Horizontal	239	1.50	-	51.36	39.61	10.19	35.04

802.11ac VHT40_Nss1,(MCS0)_8TX

5755MHz_BF

18/04/2018

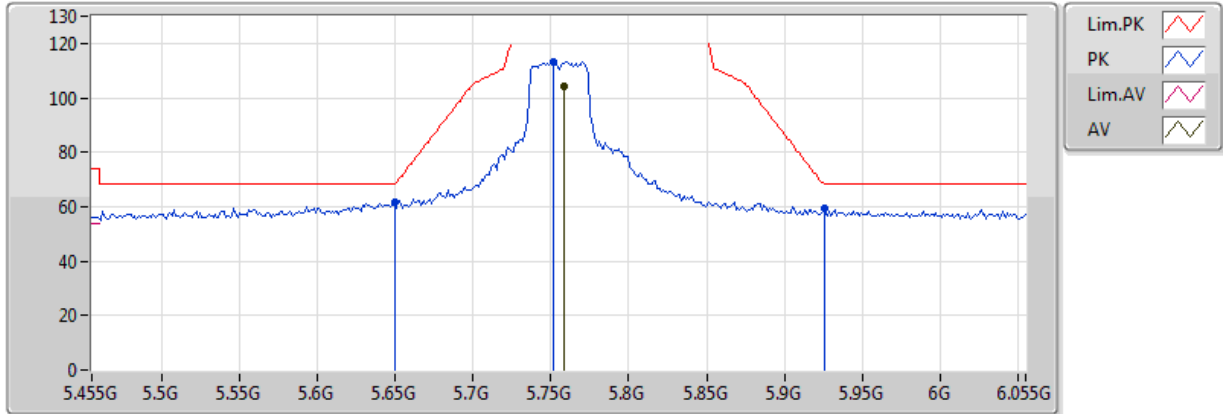


Type	Freq (Hz)	Level (dBuV/m)	Limit (dBuV/m)	Margin (dB)	Factor (dB)	Dist (m)	Condition	Azimuth (°)	Height (m)	Comments	Raw (dBuV)	AF (dB)	CL (dB)	PA (dB)
AV	5.7514G	106.01	Inf	-Inf	4.76	3	Vertical	329	1.43	-	101.25	32.20	7.17	34.61
PK	5.647G	64.45	68.20	-3.75	4.58	3	Vertical	329	1.43	-	59.87	32.04	7.12	34.58
PK	5.9518G	60.64	68.20	-7.56	5.11	3	Vertical	329	1.43	-	55.53	32.52	7.26	34.67
PK	5.7586G	116.89	Inf	-Inf	4.78	3	Vertical	329	1.43	-	112.11	32.21	7.17	34.61

802.11ac VHT40_Nss1,(MCS0)_8TX

5755MHz_BF

18/04/2018

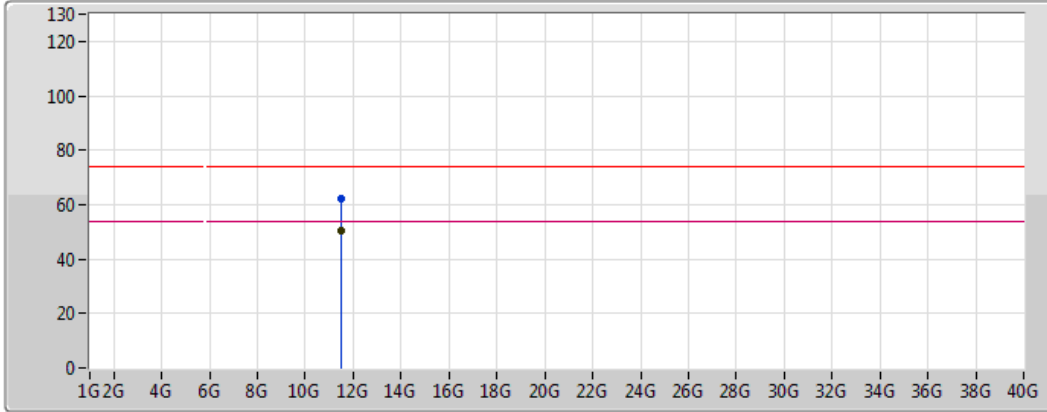


Type	Freq (Hz)	Level (dBuV/m)	Limit (dBuV/m)	Margin (dB)	Factor (dB)	Dist (m)	Condition	Azimuth (°)	Height (m)	Comments	Raw (dBuV)	AF (dB)	CL (dB)	PA (dB)
AV	5.7586G	104.19	Inf	-Inf	4.78	3	Horizontal	308	1.70	-	99.41	32.21	7.17	34.61
PK	5.6494G	61.50	68.20	-6.70	4.58	3	Horizontal	308	1.70	-	56.92	32.04	7.12	34.58
PK	5.9254G	59.39	68.20	-8.81	5.07	3	Horizontal	308	1.70	-	54.32	32.48	7.25	34.66
PK	5.7514G	113.40	Inf	-Inf	4.76	3	Horizontal	308	1.70	-	108.64	32.20	7.17	34.61

802.11ac VHT40_Nss1,(MCS0)_8TX

5755MHz_BF

18/04/2018

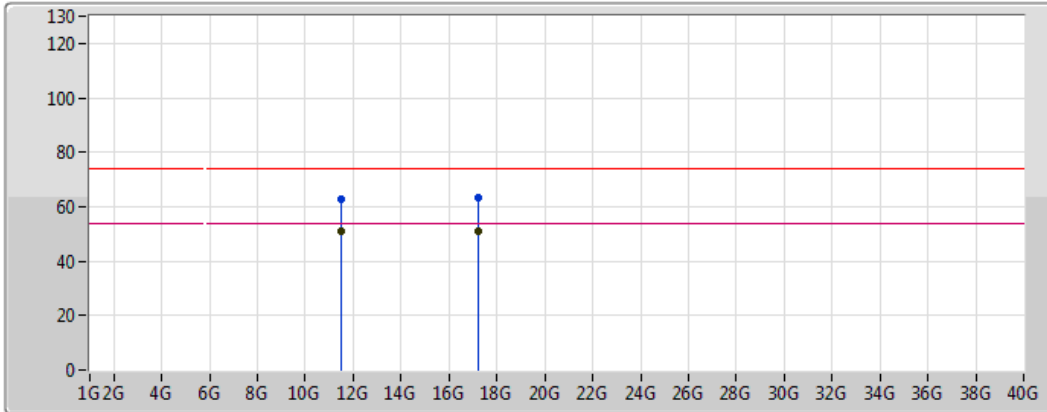






Type	Freq (Hz)	Level (dBuV/m)	Limit (dBuV/m)	Margin (dB)	Factor (dB)	Dist (m)	Condition	Azimuth (°)	Height (m)	Comments	Raw (dBuV)	AF (dB)	CL (dB)	PA (dB)
AV	11.5102G	50.32	54.00	-3.68	15.33	3	Vertical	191	2.20	-	34.99	39.69	10.35	34.71
PK	11.48405G	62.22	74.00	-11.78	15.36	3	Vertical	191	2.20	-	46.86	39.72	10.34	34.70

802.11ac VHT40_Nss1,(MCS0)_8TX

5755MHz_BF

18/04/2018



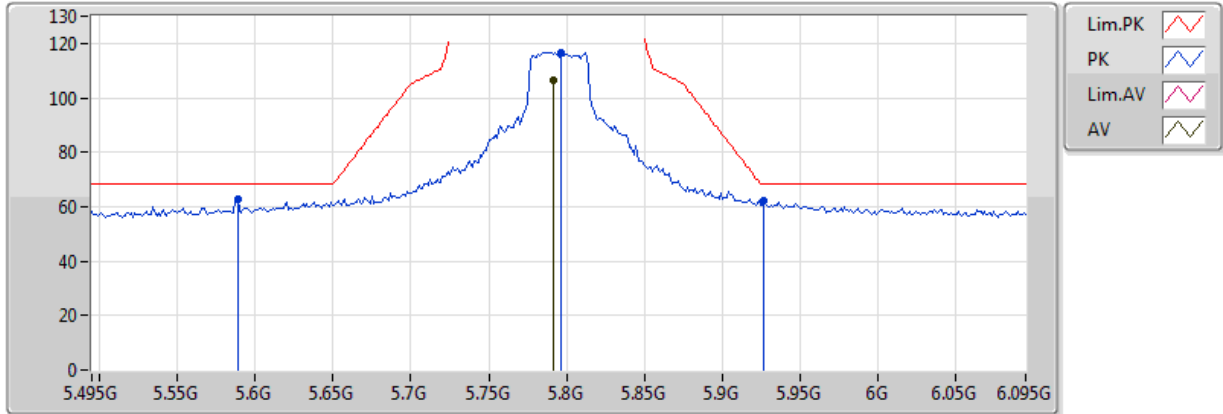
Lim.PK	
PK	
Lim.AV	
AV	

Type	Freq (Hz)	Level (dBuV/m)	Limit (dBuV/m)	Margin (dB)	Factor (dB)	Dist (m)	Condition	Azimuth (°)	Height (m)	Comments	Raw (dBuV)	AF (dB)	CL (dB)	PA (dB)
AV	11.51G	51.13	54.00	-2.87	15.33	3	Horizontal	221	1.50	-	35.80	39.69	10.35	34.71
AV	17.24105G	51.19	54.00	-2.81	20.35	3	Horizontal	59	1.42	-	30.84	41.64	12.56	33.85
PK	11.50182G	62.56	74.00	-11.44	15.34	3	Horizontal	221	1.50	-	47.22	39.70	10.35	34.71
PK	17.25063G	63.38	74.00	-10.62	20.42	3	Horizontal	59	1.42	-	42.96	41.70	12.57	33.86

802.11ac VHT40_Nss1,(MCS0)_8TX

5795MHz_BF

18/04/2018

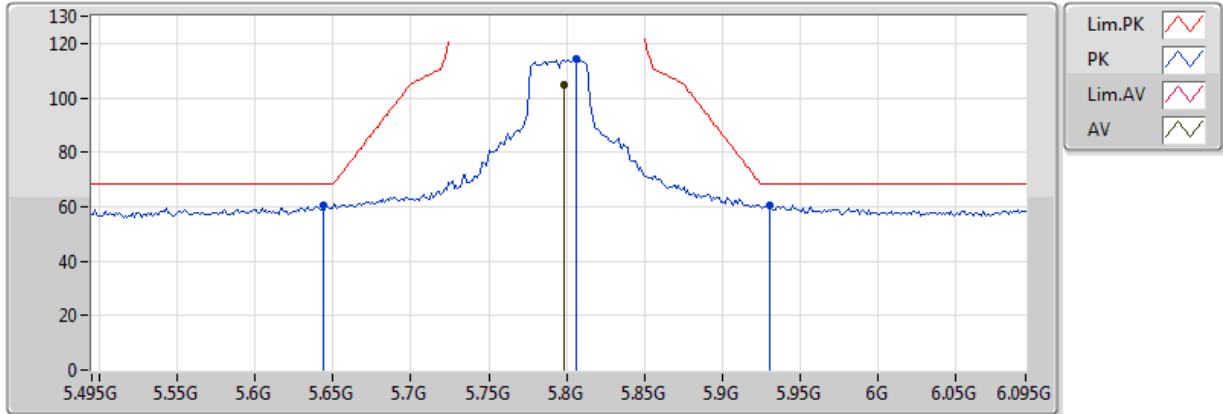


Type	Freq (Hz)	Level (dBuV/m)	Limit (dBuV/m)	Margin (dB)	Factor (dB)	Dist (m)	Condition	Azimuth (°)	Height (m)	Comments	Raw (dBuV)	AF (dB)	CL (dB)	PA (dB)
AV	5.7914G	106.66	Inf	-Inf	4.83	3	Vertical	329	1.28	-	101.83	32.27	7.19	34.62
PK	5.5886G	62.78	68.20	-5.42	4.47	3	Vertical	329	1.28	-	58.31	31.94	7.10	34.57
PK	5.927G	62.01	68.20	-6.19	5.07	3	Vertical	329	1.28	-	56.94	32.48	7.25	34.66
PK	5.7962G	116.77	Inf	-Inf	4.84	3	Vertical	329	1.28	-	111.93	32.27	7.19	34.62

802.11ac VHT40_Nss1,(MCS0)_8TX

5795MHz_BF

18/04/2018

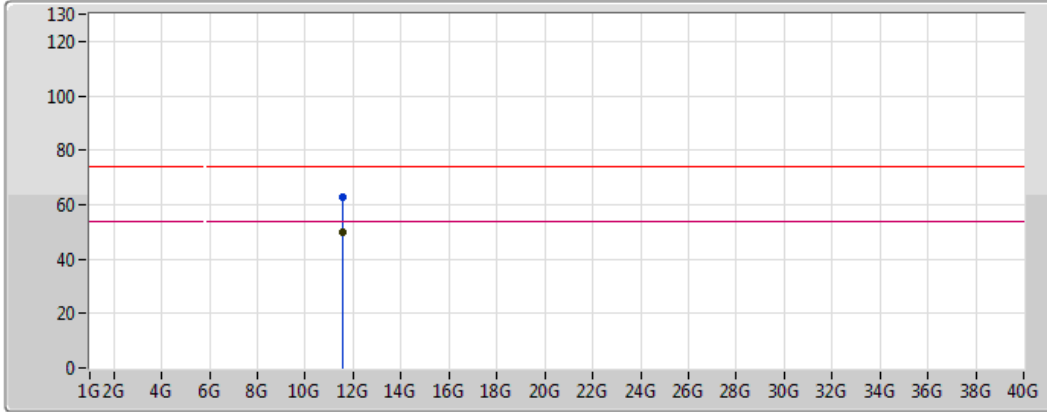






Type	Freq (Hz)	Level (dBuV/m)	Limit (dBuV/m)	Margin (dB)	Factor (dB)	Dist (m)	Condition	Azimuth (°)	Height (m)	Comments	Raw (dBuV)	AF (dB)	CL (dB)	PA (dB)
AV	5.7986G	104.67	Inf	-Inf	4.85	3	Horizontal	307	1.50	-	99.82	32.28	7.19	34.62
PK	5.6438G	60.63	68.20	-7.57	4.57	3	Horizontal	307	1.50	-	56.06	32.03	7.12	34.58
PK	5.9306G	60.65	68.20	-7.55	5.08	3	Horizontal	307	1.50	-	55.57	32.49	7.25	34.66
PK	5.8058G	114.37	Inf	-Inf	4.86	3	Horizontal	307	1.50	-	109.51	32.29	7.19	34.62

802.11ac VHT40_Nss1,(MCS0)_8TX

5795MHz_BF

18/04/2018



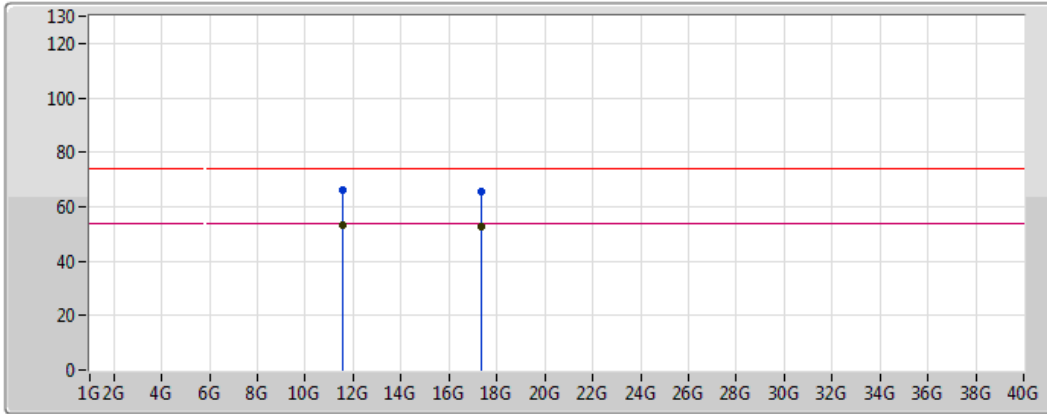
Lim.PK	
PK	
Lim.AV	
AV	

Type	Freq (Hz)	Level (dBuV/m)	Limit (dBuV/m)	Margin (dB)	Factor (dB)	Dist (m)	Condition	Azimuth (°)	Height (m)	Comments	Raw (dBuV)	AF (dB)	CL (dB)	PA (dB)
AV	11.59G	50.15	54.00	-3.85	15.22	3	Vertical	190	2.09	-	34.93	39.57	10.37	34.73
PK	11.56385G	62.63	74.00	-11.37	15.25	3	Vertical	190	2.09	-	47.38	39.61	10.36	34.72

802.11ac VHT40_Nss1,(MCS0)_8TX

5795MHz_BF

18/04/2018

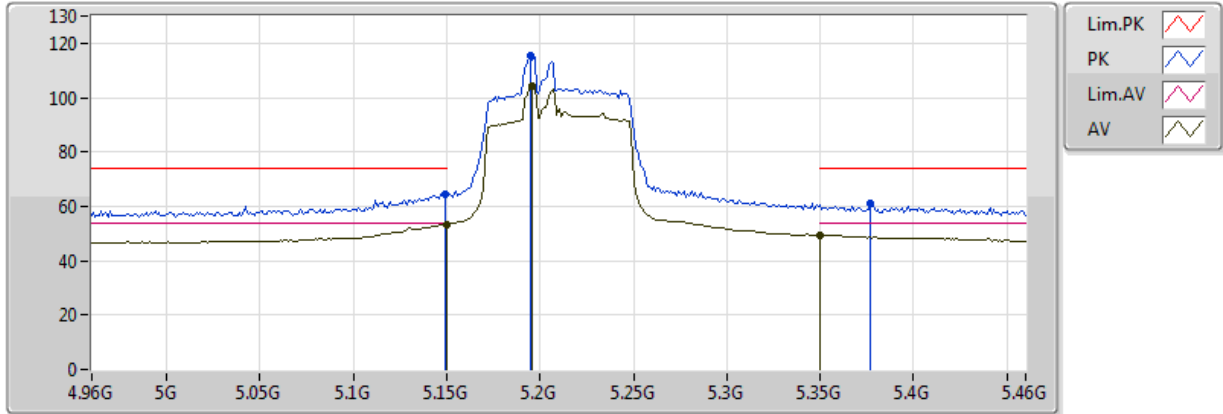


Type	Freq (Hz)	Level (dBuV/m)	Limit (dBuV/m)	Margin (dB)	Factor (dB)	Dist (m)	Condition	Azimuth (°)	Height (m)	Comments	Raw (dBuV)	AF (dB)	CL (dB)	PA (dB)
AV	11.56565G	53.44	54.00	-0.56	15.25	3	Horizontal	244	2.47	-	38.19	39.61	10.36	34.72
AV	17.35985G	52.81	54.00	-1.19	21.16	3	Horizontal	58	1.38	-	31.65	42.45	12.62	33.91
PK	11.56465G	65.98	74.00	-8.02	15.25	3	Horizontal	244	2.47	-	50.73	39.61	10.36	34.72
PK	17.36085G	65.42	74.00	-8.58	21.17	3	Horizontal	58	1.38	-	44.25	42.45	12.62	33.91

802.11ac VHT80_Nss1,(MCS0)_8TX

5210MHz_BF

18/04/2018

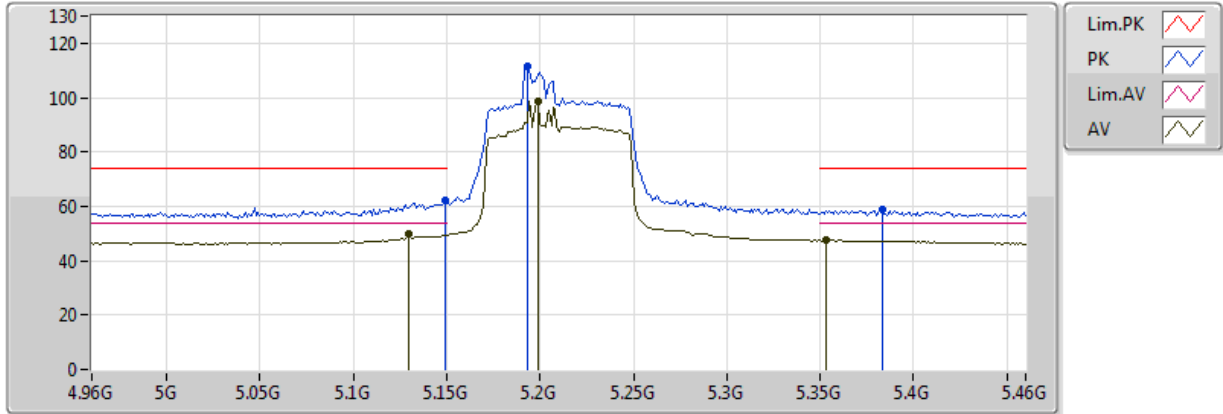


Type	Freq (Hz)	Level (dBuV/m)	Limit (dBuV/m)	Margin (dB)	Factor (dB)	Dist (m)	Condition	Azimuth (°)	Height (m)	Comments	Raw (dBuV)	AF (dB)	CL (dB)	PA (dB)
AV	5.149995G	53.47	54.00	-0.53	3.75	3	Vertical	31	2.75	-	49.72	31.66	6.64	34.55
AV	5.196G	104.30	Inf	-Inf	3.82	3	Vertical	31	2.75	-	100.48	31.68	6.70	34.55
AV	5.350005G	49.45	54.00	-4.55	4.08	3	Vertical	31	2.75	-	45.37	31.74	6.88	34.54
PK	5.149G	64.29	74.00	-9.71	3.75	3	Vertical	31	2.75	-	60.54	31.66	6.64	34.55
PK	5.195G	115.59	Inf	-Inf	3.82	3	Vertical	31	2.75	-	111.77	31.68	6.69	34.55
PK	5.377G	60.82	74.00	-13.18	4.12	3	Vertical	31	2.75	-	56.70	31.75	6.91	34.54

802.11ac VHT80_Nss1,(MCS0)_8TX

5210MHz_BF

18/04/2018

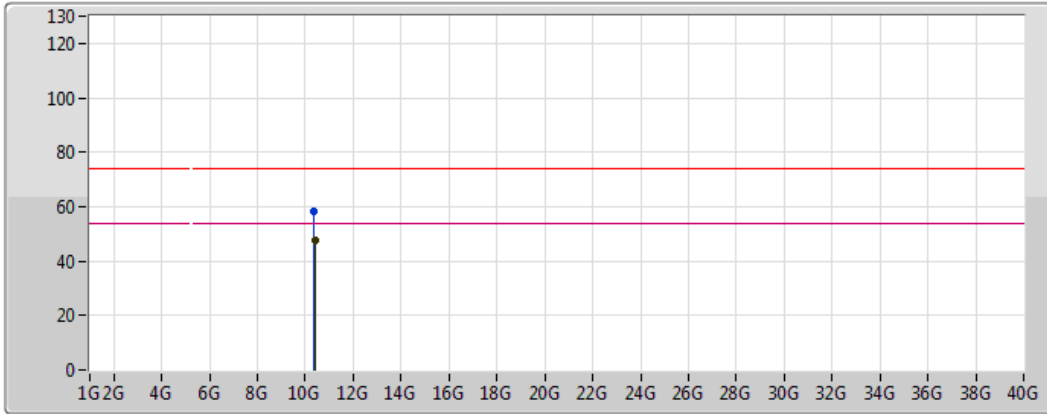


Type	Freq (Hz)	Level (dBuV/m)	Limit (dBuV/m)	Margin (dB)	Factor (dB)	Dist (m)	Condition	Azimuth (°)	Height (m)	Comments	Raw (dBuV)	AF (dB)	CL (dB)	PA (dB)
AV	5.13G	49.74	54.00	-4.26	3.72	3	Horizontal	43	1.47	-	46.02	31.65	6.62	34.55
AV	5.199G	98.79	Inf	-Inf	3.83	3	Horizontal	43	1.47	-	94.96	31.68	6.70	34.55
AV	5.353G	47.50	54.00	-6.50	4.08	3	Horizontal	43	1.47	-	43.42	31.74	6.88	34.54
PK	5.149G	62.09	74.00	-11.91	3.75	3	Horizontal	43	1.47	-	58.34	31.66	6.64	34.55
PK	5.193G	111.31	Inf	-Inf	3.82	3	Horizontal	43	1.47	-	107.49	31.68	6.69	34.55
PK	5.383G	58.91	74.00	-15.09	4.13	3	Horizontal	43	1.47	-	54.78	31.75	6.92	34.54

802.11ac VHT80_Nss1,(MCS0)_8TX

5210MHz_BF

18/04/2018

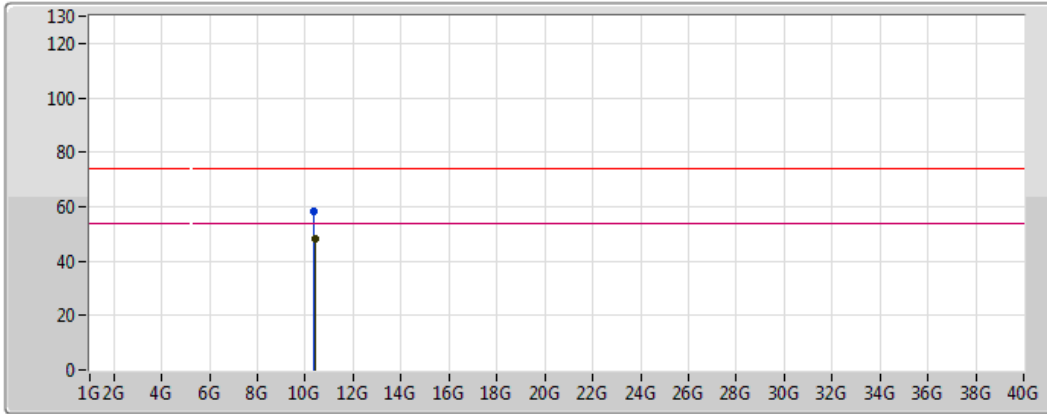






Type	Freq (Hz)	Level (dBuV/m)	Limit (dBuV/m)	Margin (dB)	Factor (dB)	Dist (m)	Condition	Azimuth (°)	Height (m)	Comments	Raw (dBuV)	AF (dB)	CL (dB)	PA (dB)
AV	10.42G	47.38	54.00	-6.62	14.72	3	Vertical	154	2.19	-	32.66	39.59	10.19	35.05
PK	10.3725G	58.42	74.00	-15.58	14.61	3	Vertical	154	2.19	-	43.81	39.52	10.18	35.09

802.11ac VHT80_Nss1,(MCS0)_8TX

5210MHz_BF

18/04/2018



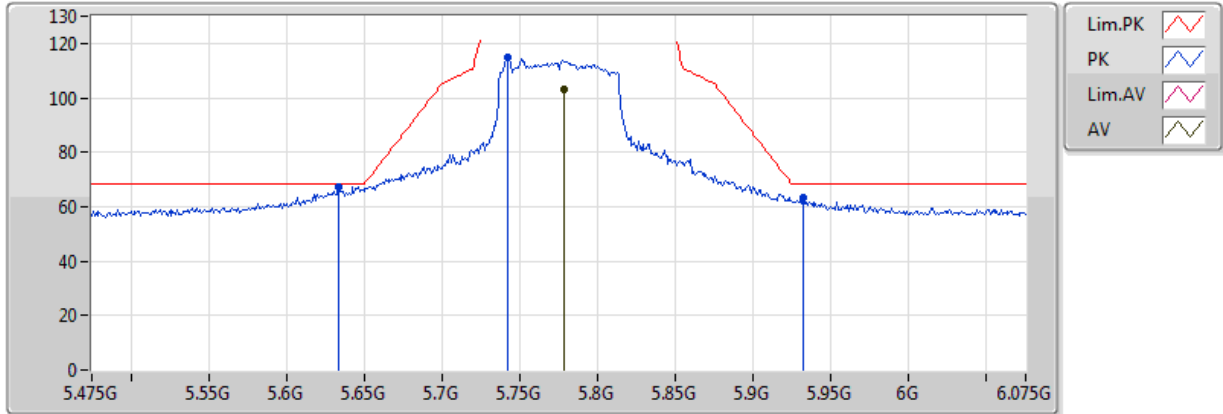
Lim.PK	
PK	
Lim.AV	
AV	

Type	Freq (Hz)	Level (dBuV/m)	Limit (dBuV/m)	Margin (dB)	Factor (dB)	Dist (m)	Condition	Azimuth (°)	Height (m)	Comments	Raw (dBuV)	AF (dB)	CL (dB)	PA (dB)
AV	10.42G	48.41	54.00	-5.59	14.72	3	Horizontal	243	1.68	-	33.69	39.59	10.19	35.05
PK	10.38168G	58.09	74.00	-15.91	14.63	3	Horizontal	43	1.47	-	43.46	39.53	10.19	35.08

802.11ac VHT80_Nss1,(MCS0)_8TX

5775MHz_BF

18/04/2018

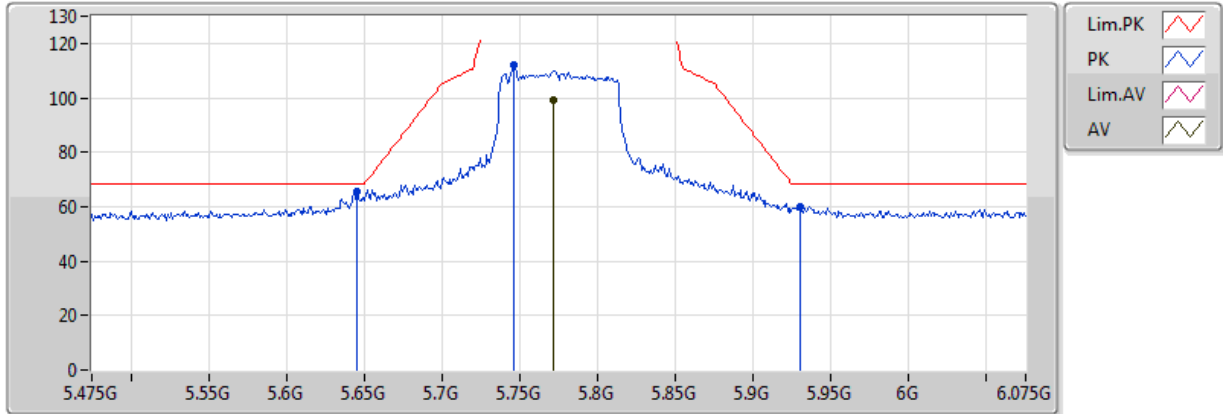


Type	Freq (Hz)	Level (dBuV/m)	Limit (dBuV/m)	Margin (dB)	Factor (dB)	Dist (m)	Condition	Azimuth (°)	Height (m)	Comments	Raw (dBuV)	AF (dB)	CL (dB)	PA (dB)
AV	5.778478G	103.33	Inf	-Inf	4.81	3	Vertical	13	2.28	-	98.52	32.25	7.18	34.62
PK	5.633261G	67.50	68.20	-0.70	4.55	3	Vertical	13	2.28	-	62.95	32.01	7.12	34.58
PK	5.741957G	115.01	Inf	-Inf	4.75	3	Vertical	13	2.28	-	110.26	32.19	7.17	34.61
PK	5.932391G	63.07	68.20	-5.13	5.08	3	Vertical	13	2.28	-	57.99	32.49	7.25	34.66

802.11ac VHT80_Nss1,(MCS0)_8TX

5775MHz_BF

18/04/2018

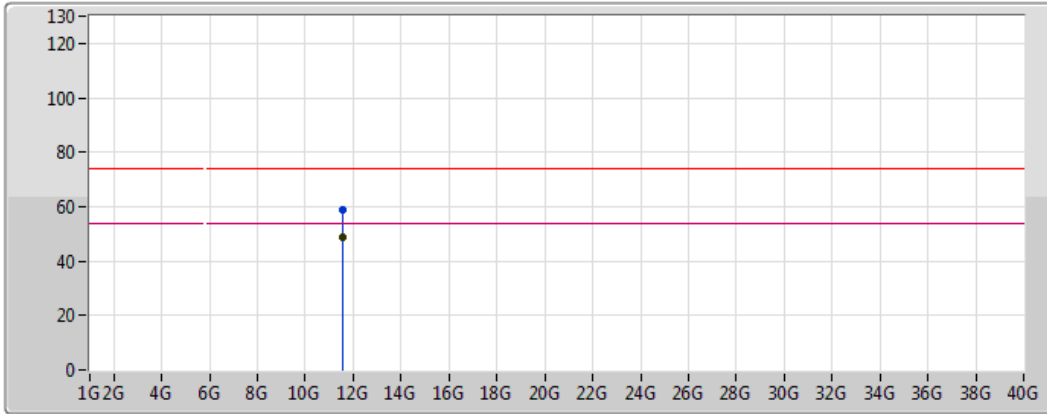






Type	Freq (Hz)	Level (dBuV/m)	Limit (dBuV/m)	Margin (dB)	Factor (dB)	Dist (m)	Condition	Azimuth (°)	Height (m)	Comments	Raw (dBuV)	AF (dB)	CL (dB)	PA (dB)
AV	5.771522G	99.38	Inf	-Inf	4.80	3	Horizontal	310	1.34	-	94.58	32.23	7.18	34.61
PK	5.645435G	65.51	68.20	-2.69	4.57	3	Horizontal	310	1.34	-	60.94	32.03	7.12	34.58
PK	5.929783G	59.89	68.20	-8.31	5.08	3	Horizontal	310	1.34	-	54.81	32.49	7.25	34.66
PK	5.746304G	111.82	Inf	-Inf	4.75	3	Horizontal	310	1.34	-	107.07	32.19	7.17	34.61

802.11ac VHT80_Nss1,(MCS0)_8TX

5775MHz_BF

18/04/2018



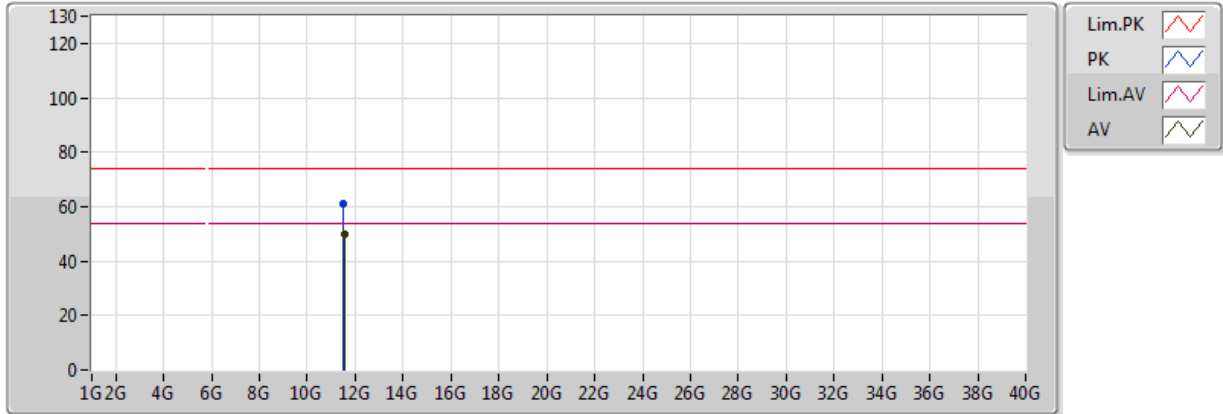
Lim.PK	
PK	
Lim.AV	
AV	

Type	Freq (Hz)	Level (dBuV/m)	Limit (dBuV/m)	Margin (dB)	Factor (dB)	Dist (m)	Condition	Azimuth (°)	Height (m)	Comments	Raw (dBuV)	AF (dB)	CL (dB)	PA (dB)
AV	11.55014G	48.73	54.00	-5.27	15.27	3	Vertical	181	1.46	-	33.46	39.63	10.36	34.72
PK	11.552156G	58.97	74.00	-15.03	15.27	3	Vertical	181	1.46	-	43.70	39.63	10.36	34.72

802.11ac VHT80_Nss1,(MCS0)_8TX

5775MHz_BF

18/04/2018



Type	Freq (Hz)	Level (dBuV/m)	Limit (dBuV/m)	Margin (dB)	Factor (dB)	Dist (m)	Condition	Azimuth (°)	Height (m)	Comments	Raw (dBuV)	AF (dB)	CL (dB)	PA (dB)
AV	11.5502G	49.92	54.00	-4.08	15.27	3	Horizontal	224	1.49	-	34.65	39.63	10.36	34.72
PK	11.5001G	60.92	74.00	-13.08	15.34	3	Horizontal	224	1.49	-	45.58	39.70	10.35	34.71



Summary

Mode	Result	Type	Freq (Hz)	Level (dBuV/m)	Limit (dBuV/m)	Margin (dB)	Factor (dB)	Dist (m)	Condition	Azimuth (°)	Height (m)	Comments
5.725-5.85GHz	-	-	-	-	-	-	-	-	-	-	-	-
802.11ac VHT80_Nss2,(MCS0)_8TX	Pass	QP	41.64M	36.96	40.00	-3.04	-10.24	3	Horizontal	37	1.00	-



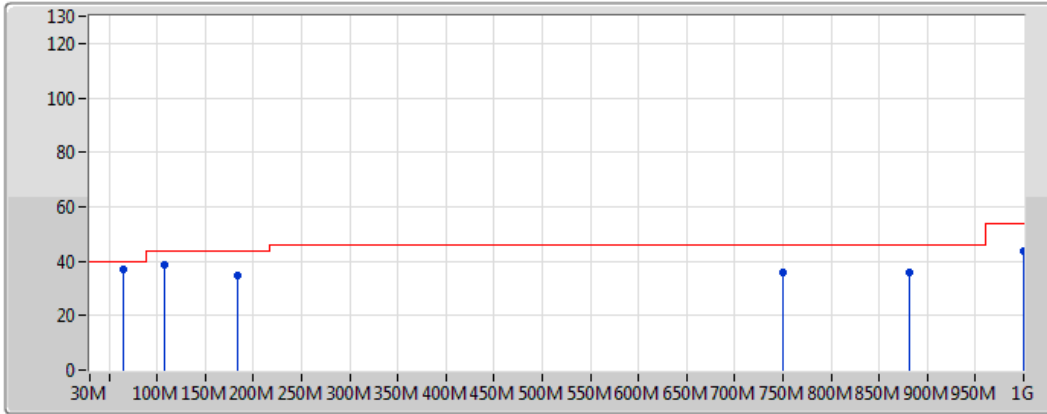
Result

Mode	Result	Type	Freq (Hz)	Level (dBuV/m)	Limit (dBuV/m)	Margin (dB)	Factor (dB)	Dist (m)	Condition	Azimuth (°)	Height (m)	Comments
802.11ac VHT80_Nss2,(MCS0)_8TX	-	-	-	-	-	-	-	-	-	-	-	-
5775MHz	Pass	PK	94.02M	36.10	43.50	-7.40	-11.43	3	Horizontal	0	2.00	-
5775MHz	Pass	PK	249.22M	36.04	46.00	-9.96	-7.13	3	Horizontal	0	2.00	-
5775MHz	Pass	PK	375.32M	34.48	46.00	-11.52	-4.47	3	Horizontal	0	2.00	-
5775MHz	Pass	PK	749.74M	34.93	46.00	-11.07	0.95	3	Horizontal	0	2.00	-
5775MHz	Pass	PK	999.999M	41.77	54.00	-12.23	4.45	3	Horizontal	0	2.00	-
5775MHz	Pass	QP	41.64M	36.96	40.00	-3.04	-10.24	3	Horizontal	37	1.00	-
5775MHz	Pass	PK	107.6M	38.47	43.50	-5.03	-9.41	3	Vertical	360	1.00	-
5775MHz	Pass	PK	183.26M	34.83	43.50	-8.67	-10.98	3	Vertical	360	1.00	-
5775MHz	Pass	PK	749.74M	35.78	46.00	-10.22	0.95	3	Vertical	360	1.00	-
5775MHz	Pass	PK	881.66M	36.04	46.00	-9.96	2.36	3	Vertical	360	1.00	-
5775MHz	Pass	PK	999.999M	43.74	54.00	-10.26	4.45	3	Vertical	360	1.00	-
5775MHz	Pass	QP	64.92M	36.72	40.00	-3.28	-15.28	3	Vertical	120	1.00	-

802.11ac VHT80_Nss2,(MCS0)_8TX

5775MHz_Adapter

19/04/2018

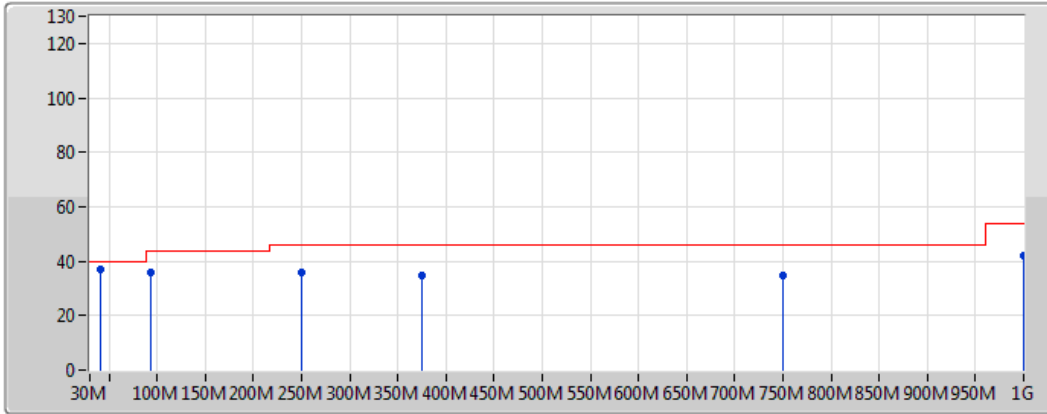


Type	Freq (Hz)	Level (dBuV/m)	Limit (dBuV/m)	Margin (dB)	Factor (dB)	Dist (m)	Condition	Azimuth (°)	Height (m)	Comments	Raw (dBuV)	AF (dB)	CL (dB)	PA (dB)
PK	107.6M	38.47	43.50	-5.03	-9.41	3	Vertical	360	1.00	-	47.88	16.81	1.56	27.78
PK	183.26M	34.83	43.50	-8.67	-10.98	3	Vertical	360	1.00	-	45.81	14.37	2.16	27.50
PK	999.999M	43.74	54.00	-10.26	4.45	3	Vertical	360	1.00	-	39.29	26.65	5.04	27.24
PK	881.66M	36.04	46.00	-9.96	2.36	3	Vertical	360	1.00	-	33.68	25.79	4.30	27.73
PK	749.74M	35.78	46.00	-10.22	0.95	3	Vertical	360	1.00	-	34.83	25.05	4.12	28.22
QP	64.92M	36.72	40.00	-3.28	-15.28	3	Vertical	120	1.00	-	52.00	11.34	1.01	27.63

802.11ac VHT80_Nss2,(MCS0)_8TX

5775MHz_Adapter

19/04/2018



Legend:

- Lim.PK (Red line)
- PK (Blue line)

Type	Freq (Hz)	Level (dBuV/m)	Limit (dBuV/m)	Margin (dB)	Factor (dB)	Dist (m)	Condition	Azimuth (°)	Height (m)	Comments	Raw (dBuV)	AF (dB)	CL (dB)	PA (dB)
PK	94.02M	36.10	43.50	-7.40	-11.43	3	Horizontal	0	2.00	-	47.53	14.93	1.42	27.78
PK	249.22M	36.04	46.00	-9.96	-7.13	3	Horizontal	0	2.00	-	43.17	17.47	2.73	27.32
PK	375.32M	34.48	46.00	-11.52	-4.47	3	Horizontal	0	2.00	-	38.95	20.15	3.15	27.77
PK	749.74M	34.93	46.00	-11.07	0.95	3	Horizontal	0	2.00	-	33.98	25.05	4.12	28.22
PK	999.999M	41.77	54.00	-12.23	4.45	3	Horizontal	0	2.00	-	37.32	26.65	5.04	27.24
QP	41.64M	36.96	40.00	-3.04	-10.24	3	Horizontal	37	1.00	-	47.20	16.76	0.68	27.68



Summary

Mode	Result	Type	Freq (Hz)	Level (dBuV/m)	Limit (dBuV/m)	Margin (dB)	Factor (dB)	Dist (m)	Condition	Azimuth (°)	Height (m)	Comments
5.725-5.85GHz	-	-	-	-	-	-	-	-	-	-	-	-
802.11ac VHT20_Nss2,(MCS0)_8TX	Pass	AV	17.4742G	53.34	54.00	-0.66	21.47	3	Horizontal	151	1.39	-
802.11ac VHT40_Nss2,(MCS0)_8TX	Pass	AV	17.35965G	53.20	54.00	-0.80	21.16	3	Horizontal	150	1.37	-
802.11ac VHT80_Nss2,(MCS0)_8TX	Pass	PK	5.6394G	67.67	68.20	-0.53	4.56	3	Vertical	240	1.47	-



Result

Mode	Result	Type	Freq (Hz)	Level (dBuV/m)	Limit (dBuV/m)	Margin (dB)	Factor (dB)	Dist (m)	Condition	Azimuth (°)	Height (m)	Comments
802.11ac VHT20_Nss2,(MCS0)_8TX	-	-	-	-	-	-	-	-	-	-	-	-
5745MHz	Pass	AV	5.7474G	104.63	Inf	-Inf	4.76	3	Horizontal	17	1.47	-
5745MHz	Pass	PK	5.637G	59.11	68.20	-9.09	4.56	3	Horizontal	17	1.47	-
5745MHz	Pass	PK	5.7426G	115.46	Inf	-Inf	4.75	3	Horizontal	17	1.47	-
5745MHz	Pass	PK	5.9586G	57.85	68.20	-10.35	5.12	3	Horizontal	17	1.47	-
5745MHz	Pass	AV	5.7522G	110.94	Inf	-Inf	4.76	3	Vertical	8	2.20	-
5745MHz	Pass	PK	5.6238G	63.80	68.20	-4.40	4.53	3	Vertical	8	2.20	-
5745MHz	Pass	PK	5.7522G	121.16	Inf	-Inf	4.76	3	Vertical	8	2.20	-
5745MHz	Pass	PK	5.9562G	59.81	68.20	-8.39	5.12	3	Vertical	8	2.20	-
5745MHz	Pass	AV	11.4901G	49.43	54.00	-4.57	15.35	3	Horizontal	224	1.43	-
5745MHz	Pass	AV	17.2328G	50.54	54.00	-3.46	20.30	3	Horizontal	40	1.50	-
5745MHz	Pass	PK	11.4904G	62.36	74.00	-11.64	15.35	3	Horizontal	224	1.43	-
5745MHz	Pass	PK	17.24079G	64.64	74.00	-9.36	20.35	3	Horizontal	40	1.50	-
5745MHz	Pass	AV	11.49012G	49.75	54.00	-4.25	15.35	3	Vertical	180	1.49	-
5745MHz	Pass	PK	11.49006G	62.62	74.00	-11.38	15.35	3	Vertical	180	1.49	-
5785MHz	Pass	AV	5.7874G	105.86	Inf	-Inf	4.83	3	Horizontal	318	1.80	-
5785MHz	Pass	PK	5.6098G	60.67	68.20	-7.53	4.51	3	Horizontal	318	1.80	-
5785MHz	Pass	PK	5.7886G	116.27	Inf	-Inf	4.83	3	Horizontal	318	1.80	-
5785MHz	Pass	PK	5.9362G	59.78	68.20	-8.42	5.09	3	Horizontal	318	1.80	-
5785MHz	Pass	AV	5.7922G	108.90	Inf	-Inf	4.84	3	Vertical	247	1.77	-
5785MHz	Pass	PK	5.6386G	64.25	68.20	-3.95	4.56	3	Vertical	247	1.77	-
5785MHz	Pass	PK	5.779G	118.80	Inf	-Inf	4.81	3	Vertical	247	1.77	-
5785MHz	Pass	PK	5.9278G	59.99	68.20	-8.21	5.07	3	Vertical	247	1.77	-
5785MHz	Pass	AV	11.5701G	50.00	54.00	-4.00	15.24	3	Horizontal	242	1.50	-
5785MHz	Pass	AV	17.35919G	52.97	54.00	-1.03	21.16	3	Horizontal	151	1.41	-
5785MHz	Pass	PK	11.57G	62.15	74.00	-11.85	15.24	3	Horizontal	242	1.50	-
5785MHz	Pass	PK	17.35979G	67.23	74.00	-6.77	21.16	3	Horizontal	151	1.41	-
5785MHz	Pass	AV	11.5702G	49.61	54.00	-4.39	15.24	3	Vertical	128	3.15	-
5785MHz	Pass	PK	11.57329G	62.04	74.00	-11.96	15.24	3	Vertical	128	3.15	-
5825MHz	Pass	AV	5.8226G	104.34	Inf	-Inf	8.00	3	Horizontal	4	1.60	-
5825MHz	Pass	PK	5.6486G	59.95	68.20	-8.25	7.61	3	Horizontal	4	1.60	-
5825MHz	Pass	PK	5.8238G	116.14	Inf	-Inf	8.00	3	Horizontal	4	1.60	-
5825MHz	Pass	PK	5.9702G	60.26	68.20	-7.94	8.32	3	Horizontal	4	1.60	-
5825MHz	Pass	AV	5.831G	111.58	Inf	-Inf	8.02	3	Vertical	360	2.04	-
5825MHz	Pass	PK	5.645G	61.54	68.20	-6.66	7.60	3	Vertical	360	2.04	-
5825MHz	Pass	PK	5.8202G	122.26	Inf	-Inf	7.99	3	Vertical	360	2.04	-
5825MHz	Pass	PK	5.9318G	63.53	68.20	-4.67	8.24	3	Vertical	360	2.04	-
5825MHz	Pass	AV	11.6501G	47.70	54.00	-6.30	15.65	3	Horizontal	231	1.08	-
5825MHz	Pass	AV	17.4742G	53.34	54.00	-0.66	21.47	3	Horizontal	151	1.39	-
5825MHz	Pass	PK	11.6439G	59.97	74.00	-14.03	15.66	3	Horizontal	231	1.08	-
5825MHz	Pass	PK	17.4853G	67.43	74.00	-6.57	21.56	3	Horizontal	151	1.39	-
5825MHz	Pass	AV	11.6499G	50.76	54.00	-3.24	15.65	3	Vertical	17	1.49	-
5825MHz	Pass	PK	11.6465G	66.23	74.00	-7.77	15.66	3	Vertical	17	1.49	-
802.11ac VHT40_Nss2,(MCS0)_8TX	-	-	-	-	-	-	-	-	-	-	-	-
5755MHz	Pass	AV	5.7634G	108.20	Inf	-Inf	4.78	3	Horizontal	247	2.76	-
5755MHz	Pass	PK	5.6434G	65.49	68.20	-2.71	4.57	3	Horizontal	247	2.76	-
5755MHz	Pass	PK	5.7622G	118.45	Inf	-Inf	4.78	3	Horizontal	247	2.76	-
5755MHz	Pass	PK	5.929G	61.36	68.20	-6.84	5.08	3	Horizontal	247	2.76	-

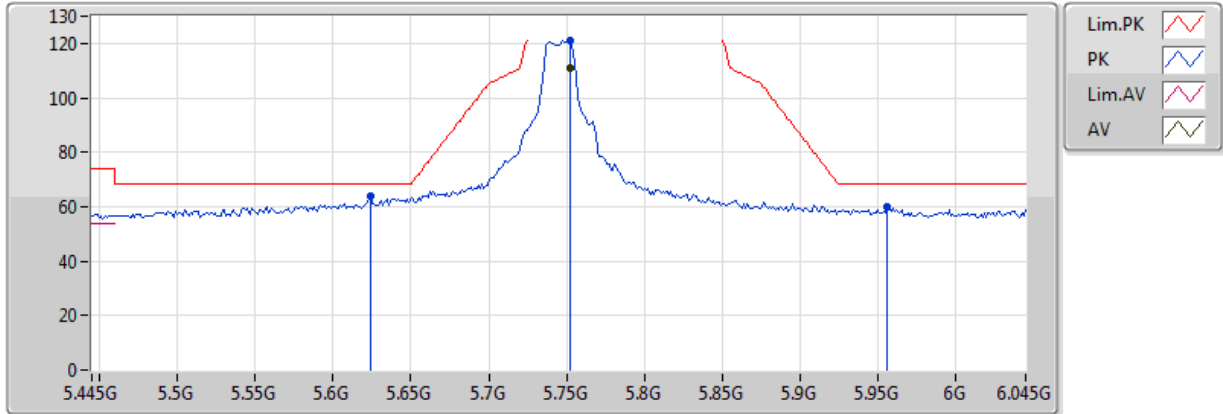


Mode	Result	Type	Freq (Hz)	Level (dBuV/m)	Limit (dBuV/m)	Margin (dB)	Factor (dB)	Dist (m)	Condition	Azimuth (°)	Height (m)	Comments
5755MHz	Pass	AV	5.7466G	108.29	Inf	-Inf	4.75	3	Vertical	246	1.78	-
5755MHz	Pass	PK	5.6182G	65.78	68.20	-2.42	4.52	3	Vertical	246	1.78	-
5755MHz	Pass	PK	5.7478G	119.16	Inf	-Inf	4.76	3	Vertical	246	1.78	-
5755MHz	Pass	PK	5.9374G	62.23	68.20	-5.97	5.09	3	Vertical	246	1.78	-
5755MHz	Pass	AV	11.51014G	49.35	54.00	-4.65	15.33	3	Horizontal	225	1.32	-
5755MHz	Pass	AV	17.24045G	51.35	54.00	-2.65	20.35	3	Horizontal	105	1.53	-
5755MHz	Pass	PK	11.51014G	60.45	74.00	-13.55	15.33	3	Horizontal	225	1.32	-
5755MHz	Pass	PK	17.27837G	64.30	74.00	-9.70	20.61	3	Horizontal	105	1.53	-
5755MHz	Pass	AV	11.5102G	47.74	54.00	-6.26	15.33	3	Vertical	183	1.50	-
5755MHz	Pass	PK	11.5102G	59.52	74.00	-14.48	15.33	3	Vertical	183	1.50	-
5795MHz	Pass	AV	5.7866G	103.27	Inf	-Inf	4.83	3	Horizontal	319	1.83	-
5795MHz	Pass	PK	5.6294G	59.71	68.20	-8.49	4.54	3	Horizontal	319	1.83	-
5795MHz	Pass	PK	5.789G	113.67	Inf	-Inf	4.83	3	Horizontal	319	1.83	-
5795MHz	Pass	PK	5.9294G	61.80	68.20	-6.40	5.08	3	Horizontal	319	1.83	-
5795MHz	Pass	AV	5.7866G	108.17	Inf	-Inf	4.83	3	Vertical	244	1.79	-
5795MHz	Pass	PK	5.6474G	65.61	68.20	-2.59	4.58	3	Vertical	244	1.79	-
5795MHz	Pass	PK	5.7866G	118.87	Inf	-Inf	4.83	3	Vertical	244	1.79	-
5795MHz	Pass	PK	5.927G	62.80	68.20	-5.40	5.07	3	Vertical	244	1.79	-
5795MHz	Pass	AV	11.5902G	50.49	54.00	-3.51	15.22	3	Horizontal	241	2.47	-
5795MHz	Pass	AV	17.35965G	53.20	54.00	-0.80	21.16	3	Horizontal	150	1.37	-
5795MHz	Pass	PK	11.56665G	61.93	74.00	-12.07	15.25	3	Horizontal	241	2.47	-
5795MHz	Pass	PK	17.35925G	66.63	74.00	-7.37	21.16	3	Horizontal	150	1.37	-
5795MHz	Pass	AV	11.59G	48.97	54.00	-5.03	15.22	3	Vertical	130	3.16	-
5795MHz	Pass	PK	11.5902G	63.13	74.00	-10.87	15.22	3	Vertical	130	3.16	-
802.11ac VHT80_Nss2,(MCS0)_8TX	-	-	-	-	-	-	-	-	-	-	-	-
5775MHz	Pass	AV	5.7786G	99.50	Inf	-Inf	4.81	3	Horizontal	347	1.50	-
5775MHz	Pass	PK	5.649G	63.63	68.20	-4.57	4.58	3	Horizontal	347	1.50	-
5775MHz	Pass	PK	5.7534G	112.23	Inf	-Inf	4.77	3	Horizontal	347	1.50	-
5775MHz	Pass	PK	5.9262G	61.13	68.20	-7.07	5.07	3	Horizontal	347	1.50	-
5775MHz	Pass	AV	5.7714G	103.25	Inf	-Inf	4.80	3	Vertical	240	1.47	-
5775MHz	Pass	PK	5.6394G	67.67	68.20	-0.53	4.56	3	Vertical	240	1.47	-
5775MHz	Pass	PK	5.7474G	115.14	Inf	-Inf	4.76	3	Vertical	240	1.47	-
5775MHz	Pass	PK	5.9262G	62.68	68.20	-5.52	5.07	3	Vertical	240	1.47	-
5775MHz	Pass	AV	11.55012G	48.33	54.00	-5.67	15.27	3	Horizontal	227	1.45	-
5775MHz	Pass	PK	11.5007G	58.77	74.00	-15.23	15.34	3	Horizontal	227	1.45	-
5775MHz	Pass	AV	11.55012G	47.51	54.00	-6.49	15.27	3	Vertical	183	1.46	-
5775MHz	Pass	PK	11.550319G	57.75	74.00	-16.25	15.27	3	Vertical	183	1.46	-

802.11ac VHT20_Nss2,(MCS0)_8TX

5745MHz_BF

19/04/2018

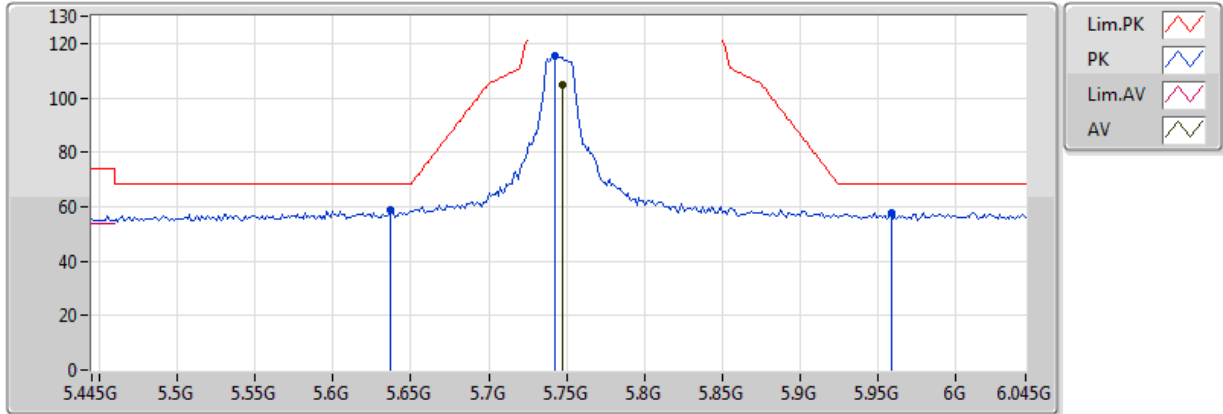


Type	Freq (Hz)	Level (dBuV/m)	Limit (dBuV/m)	Margin (dB)	Factor (dB)	Dist (m)	Condition	Azimuth (°)	Height (m)	Comments	Raw (dBuV)	AF (dB)	CL (dB)	PA (dB)
AV	5.7522G	110.94	Inf	-Inf	4.76	3	Vertical	8	2.20	-	106.18	32.20	7.17	34.61
PK	5.6238G	63.80	68.20	-4.40	4.53	3	Vertical	8	2.20	-	59.27	32.00	7.11	34.58
PK	5.9562G	59.81	68.20	-8.39	5.12	3	Vertical	8	2.20	-	54.69	32.53	7.26	34.67
PK	5.7522G	121.16	Inf	-Inf	4.76	3	Vertical	8	2.20	-	116.40	32.20	7.17	34.61

802.11ac VHT20_Nss2,(MCS0)_8TX

5745MHz_BF

19/04/2018

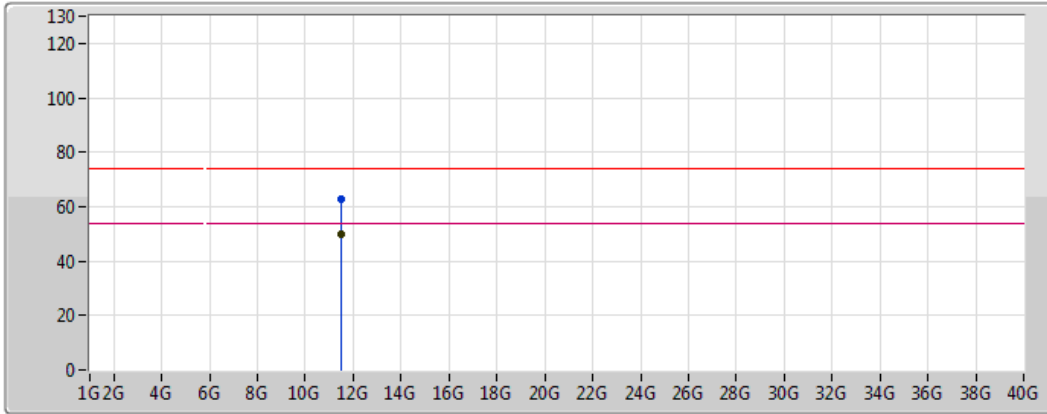






Type	Freq (Hz)	Level (dBuV/m)	Limit (dBuV/m)	Margin (dB)	Factor (dB)	Dist (m)	Condition	Azimuth (°)	Height (m)	Comments	Raw (dBuV)	AF (dB)	CL (dB)	PA (dB)
AV	5.7474G	104.63	Inf	-Inf	4.76	3	Horizontal	17	1.47	-	99.87	32.20	7.17	34.61
PK	5.637G	59.11	68.20	-9.09	4.56	3	Horizontal	17	1.47	-	54.55	32.02	7.12	34.58
PK	5.9586G	57.85	68.20	-10.35	5.12	3	Horizontal	17	1.47	-	52.73	32.53	7.26	34.67
PK	5.7426G	115.46	Inf	-Inf	4.75	3	Horizontal	17	1.47	-	110.71	32.19	7.17	34.61

802.11ac VHT20_Nss2,(MCS0)_8TX

5745MHz_BF

19/04/2018




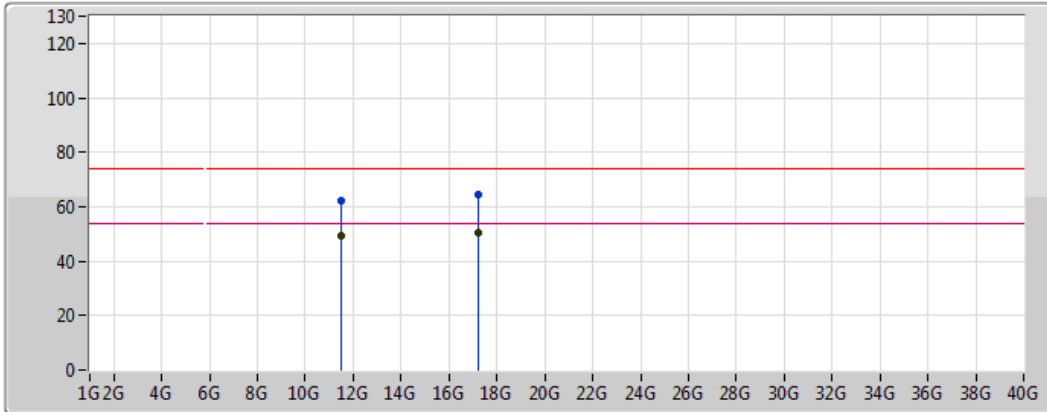
Lim.PK	
PK	
Lim.AV	
AV	

Type	Freq (Hz)	Level (dBuV/m)	Limit (dBuV/m)	Margin (dB)	Factor (dB)	Dist (m)	Condition	Azimuth (°)	Height (m)	Comments	Raw (dBuV)	AF (dB)	CL (dB)	PA (dB)
AV	11.49012G	49.75	54.00	-4.25	15.35	3	Vertical	180	1.49	-	34.40	39.71	10.34	34.70
PK	11.49006G	62.62	74.00	-11.38	15.35	3	Vertical	180	1.49	-	47.27	39.71	10.34	34.70

802.11ac VHT20_Nss2,(MCS0)_8TX

5745MHz_BF

19/04/2018

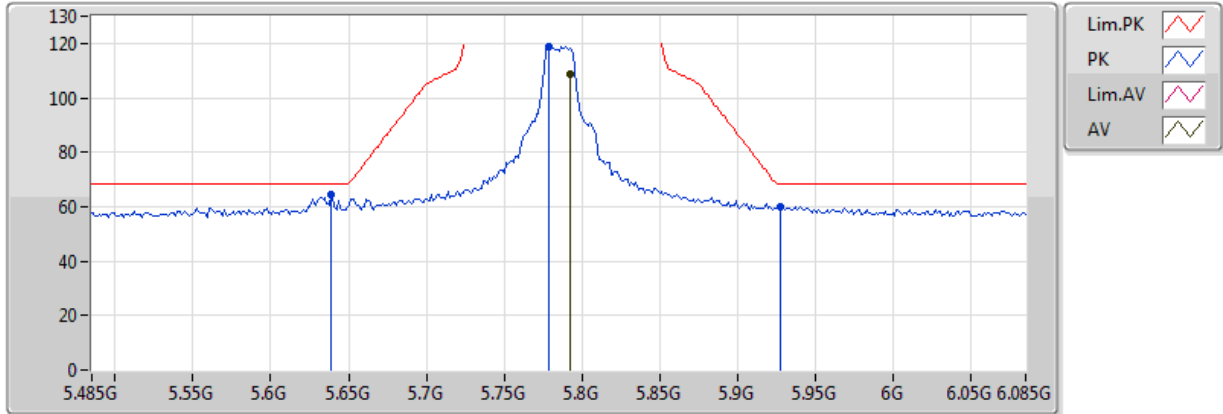


Type	Freq (Hz)	Level (dBuV/m)	Limit (dBuV/m)	Margin (dB)	Factor (dB)	Dist (m)	Condition	Azimuth (°)	Height (m)	Comments	Raw (dBuV)	AF (dB)	CL (dB)	PA (dB)
AV	11.4901G	49.43	54.00	-4.57	15.35	3	Horizontal	224	1.43	-	34.08	39.71	10.34	34.70
AV	17.2328G	50.54	54.00	-3.46	20.30	3	Horizontal	40	1.50	-	30.24	41.58	12.56	33.85
PK	11.4904G	62.36	74.00	-11.64	15.35	3	Horizontal	224	1.43	-	47.01	39.71	10.34	34.70
PK	17.24079G	64.64	74.00	-9.36	20.35	3	Horizontal	40	1.50	-	44.29	41.64	12.56	33.85

802.11ac VHT20_Nss2,(MCS0)_8TX

5785MHz_BF

19/04/2018

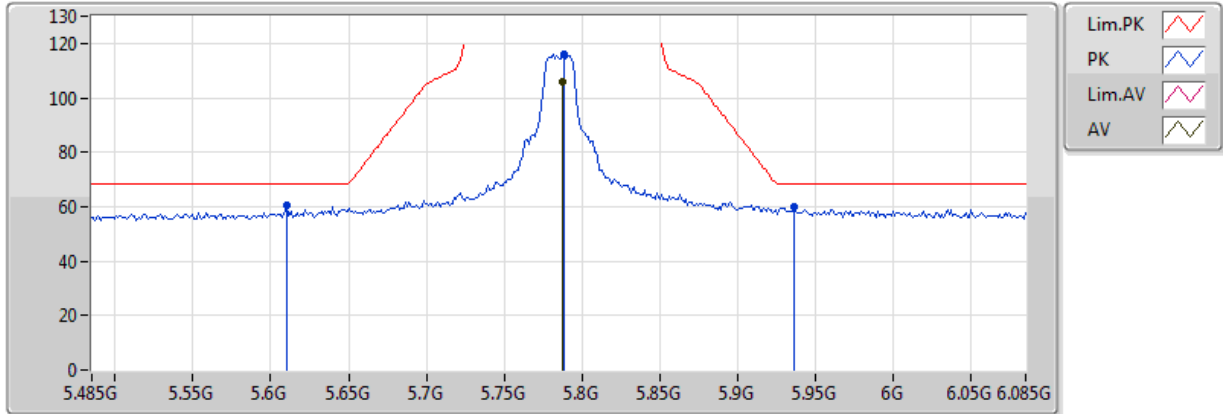


Type	Freq (Hz)	Level (dBuV/m)	Limit (dBuV/m)	Margin (dB)	Factor (dB)	Dist (m)	Condition	Azimuth (°)	Height (m)	Comments	Raw (dBuV)	AF (dB)	CL (dB)	PA (dB)
AV	5.7922G	108.90	Inf	-Inf	4.84	3	Vertical	247	1.77	-	104.06	32.27	7.19	34.62
PK	5.6386G	64.25	68.20	-3.95	4.56	3	Vertical	247	1.77	-	59.69	32.02	7.12	34.58
PK	5.9278G	59.99	68.20	-8.21	5.07	3	Vertical	247	1.77	-	54.92	32.48	7.25	34.66
PK	5.779G	118.80	Inf	-Inf	4.81	3	Vertical	247	1.77	-	113.99	32.25	7.18	34.62

802.11ac VHT20_Nss2,(MCS0)_8TX

5785MHz_BF

19/04/2018

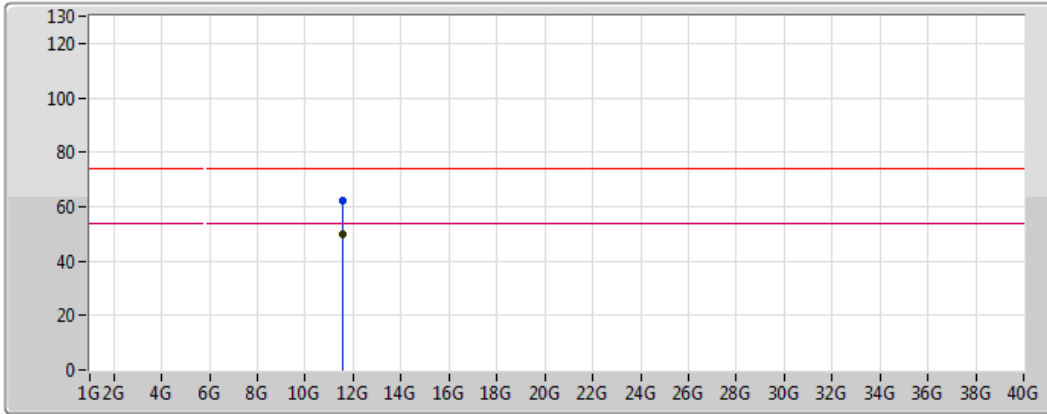






Type	Freq (Hz)	Level (dBuV/m)	Limit (dBuV/m)	Margin (dB)	Factor (dB)	Dist (m)	Condition	Azimuth (°)	Height (m)	Comments	Raw (dBuV)	AF (dB)	CL (dB)	PA (dB)
AV	5.7874G	105.86	Inf	-Inf	4.83	3	Horizontal	318	1.80	-	101.03	32.26	7.18	34.62
PK	5.6098G	60.67	68.20	-7.53	4.51	3	Horizontal	318	1.80	-	56.16	31.98	7.10	34.57
PK	5.9362G	59.78	68.20	-8.42	5.09	3	Horizontal	318	1.80	-	54.69	32.50	7.25	34.66
PK	5.7886G	116.27	Inf	-Inf	4.83	3	Horizontal	318	1.80	-	111.44	32.26	7.19	34.62

802.11ac VHT20_Nss2,(MCS0)_8TX

5785MHz_BF

19/04/2018




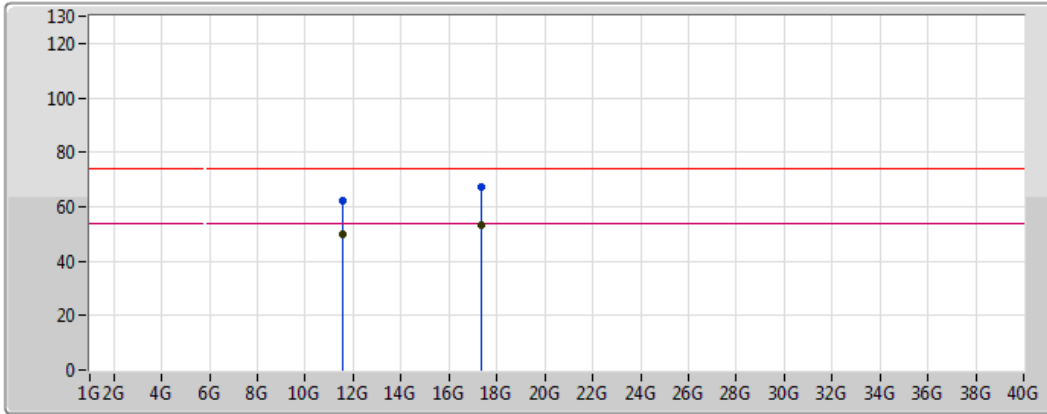
Lim.PK	
PK	
Lim.AV	
AV	

Type	Freq (Hz)	Level (dBuV/m)	Limit (dBuV/m)	Margin (dB)	Factor (dB)	Dist (m)	Condition	Azimuth (°)	Height (m)	Comments	Raw (dBuV)	AF (dB)	CL (dB)	PA (dB)
AV	11.5702G	49.61	54.00	-4.39	15.24	3	Vertical	128	3.15	-	34.37	39.60	10.36	34.72
PK	11.57329G	62.04	74.00	-11.96	15.24	3	Vertical	128	3.15	-	46.80	39.60	10.36	34.72

802.11ac VHT20_Nss2,(MCS0)_8TX

5785MHz_BF

19/04/2018


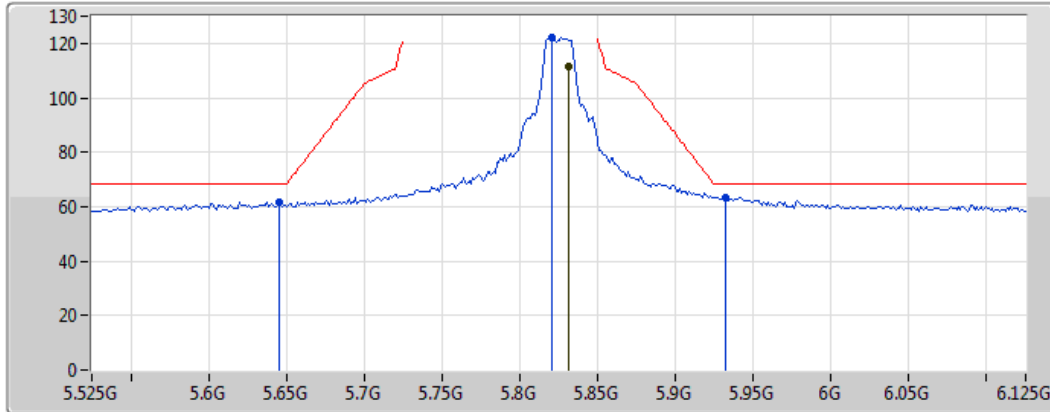


Type	Freq (Hz)	Level (dBuV/m)	Limit (dBuV/m)	Margin (dB)	Factor (dB)	Dist (m)	Condition	Azimuth (°)	Height (m)	Comments	Raw (dBuV)	AF (dB)	CL (dB)	PA (dB)
AV	11.5701G	50.00	54.00	-4.00	15.24	3	Horizontal	242	1.50	-	34.76	39.60	10.36	34.72
AV	17.35919G	52.97	54.00	-1.03	21.16	3	Horizontal	151	1.41	-	31.81	42.44	12.62	33.91
PK	11.57G	62.15	74.00	-11.85	15.24	3	Horizontal	242	1.50	-	46.91	39.60	10.36	34.72
PK	17.35979G	67.23	74.00	-6.77	21.16	3	Horizontal	151	1.41	-	46.07	42.45	12.62	33.91

802.11ac VHT20_Nss2,(MCS0)_8TX

5825MHz_BF

20/04/2018

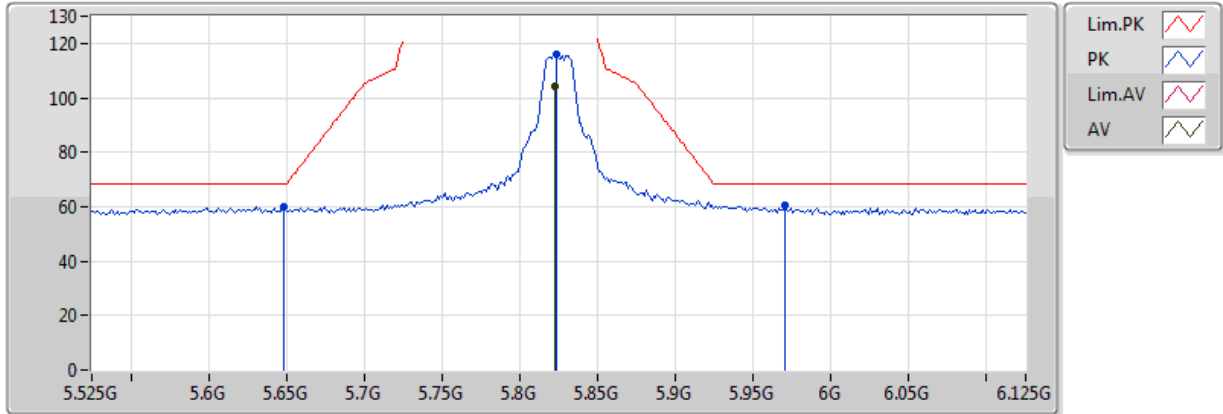


Type	Freq (Hz)	Level (dBuV/m)	Limit (dBuV/m)	Margin (dB)	Factor (dB)	Dist (m)	Condition	Azimuth (°)	Height (m)	Comments	Raw (dBuV)	AF (dB)	CL (dB)	PA (dB)
AV	5.831G	111.58	Inf	-Inf	8.02	3	Vertical	360	2.04	-	103.56	32.50	5.41	29.89
PK	5.645G	61.54	68.20	-6.66	7.60	3	Vertical	360	2.04	-	53.94	32.27	5.17	29.84
PK	5.8202G	122.26	Inf	-Inf	7.99	3	Vertical	360	2.04	-	114.27	32.48	5.40	29.89
PK	5.9318G	63.53	68.20	-4.67	8.24	3	Vertical	360	2.04	-	55.29	32.62	5.54	29.92

802.11ac VHT20_Nss2,(MCS0)_8TX

5825MHz_BF

20/04/2018

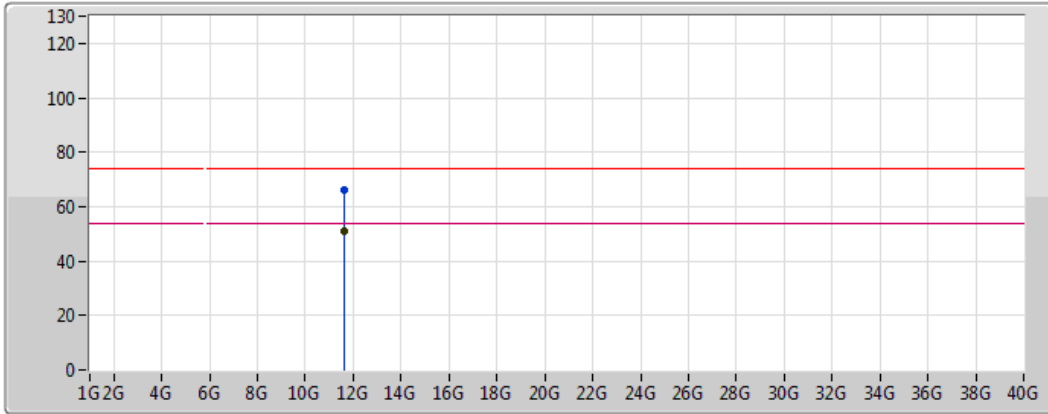






Type	Freq (Hz)	Level (dBuV/m)	Limit (dBuV/m)	Margin (dB)	Factor (dB)	Dist (m)	Condition	Azimuth (°)	Height (m)	Comments	Raw (dBuV)	AF (dB)	CL (dB)	PA (dB)
AV	5.8226G	104.34	Inf	-Inf	8.00	3	Horizontal	4	1.60	-	96.34	32.49	5.40	29.89
PK	5.6486G	59.95	68.20	-8.25	7.61	3	Horizontal	4	1.60	-	52.34	32.28	5.17	29.84
PK	5.8238G	116.14	Inf	-Inf	8.00	3	Horizontal	4	1.60	-	108.14	32.49	5.40	29.89
PK	5.9702G	60.26	68.20	-7.94	8.32	3	Horizontal	4	1.60	-	51.94	32.66	5.59	29.93

802.11ac VHT20_Nss2,(MCS0)_8TX

5825MHz_BF

20/04/2018



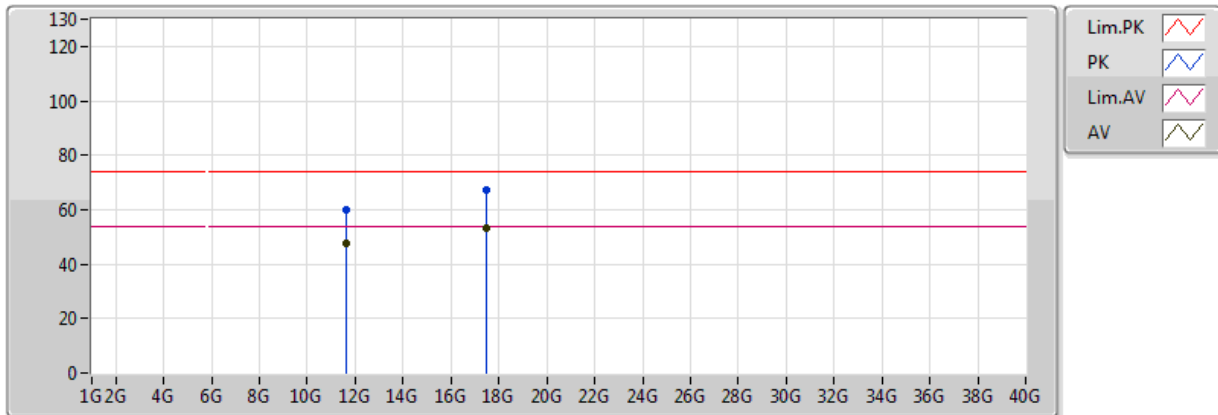
Lim.PK	
PK	
Lim.AV	
AV	

Type	Freq (Hz)	Level (dBuV/m)	Limit (dBuV/m)	Margin (dB)	Factor (dB)	Dist (m)	Condition	Azimuth (°)	Height (m)	Comments	Raw (dBuV)	AF (dB)	CL (dB)	PA (dB)
AV	11.6499G	50.76	54.00	-3.24	15.65	3	Vertical	17	1.49	-	35.11	39.22	7.52	31.09
PK	11.6465G	66.23	74.00	-7.77	15.66	3	Vertical	17	1.49	-	50.57	39.22	7.52	31.09

802.11ac VHT20_Nss2,(MCS0)_8TX

5825MHz_BF

20/04/2018

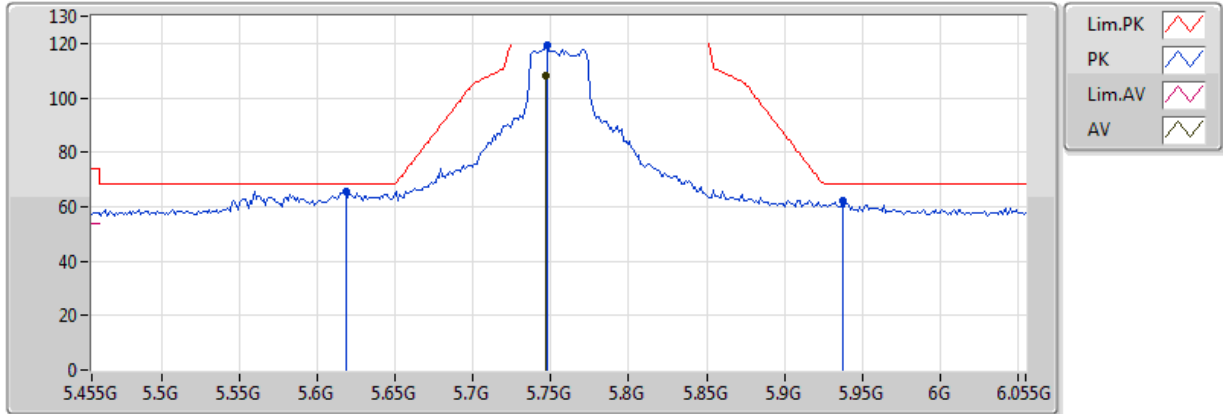


Type	Freq (Hz)	Level (dBuV/m)	Limit (dBuV/m)	Margin (dB)	Factor (dB)	Dist (m)	Condition	Azimuth (°)	Height (m)	Comments	Raw (dBuV)	AF (dB)	CL (dB)	PA (dB)
AV	11.6501G	47.70	54.00	-6.30	15.65	3	Horizontal	231	1.08	-	32.05	39.22	7.52	31.09
AV	17.4742G	53.34	54.00	-0.66	21.47	3	Horizontal	151	1.39	-	31.87	43.57	9.60	31.70
PK	11.6439G	59.97	74.00	-14.03	15.66	3	Horizontal	231	1.08	-	44.31	39.23	7.52	31.09
PK	17.4853G	67.43	74.00	-6.57	21.56	3	Horizontal	151	1.39	-	45.87	43.65	9.60	31.69

802.11ac VHT40_Nss2,(MCS0)_8TX

5755MHz_BF

19/04/2018

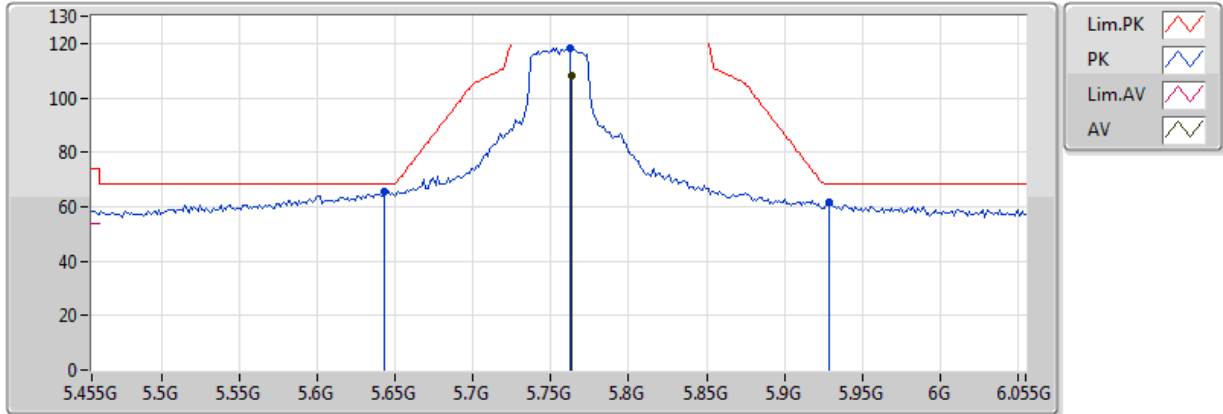


Type	Freq (Hz)	Level (dBuV/m)	Limit (dBuV/m)	Margin (dB)	Factor (dB)	Dist (m)	Condition	Azimuth (°)	Height (m)	Comments	Raw (dBuV)	AF (dB)	CL (dB)	PA (dB)
AV	5.7466G	108.29	Inf	-Inf	4.75	3	Vertical	246	1.78	-	103.54	32.19	7.17	34.61
PK	5.6182G	65.78	68.20	-2.42	4.52	3	Vertical	246	1.78	-	61.26	31.99	7.11	34.58
PK	5.9374G	62.23	68.20	-5.97	5.09	3	Vertical	246	1.78	-	57.14	32.50	7.25	34.66
PK	5.7478G	119.16	Inf	-Inf	4.76	3	Vertical	246	1.78	-	114.40	32.20	7.17	34.61

802.11ac VHT40_Nss2,(MCS0)_8TX

5755MHz_BF

19/04/2018

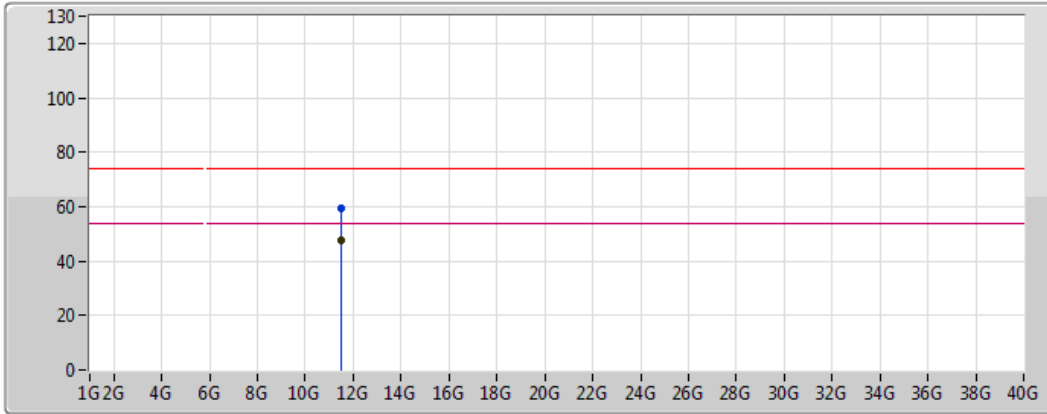


Type	Freq (Hz)	Level (dBuV/m)	Limit (dBuV/m)	Margin (dB)	Factor (dB)	Dist (m)	Condition	Azimuth (°)	Height (m)	Comments	Raw (dBuV)	AF (dB)	CL (dB)	PA (dB)
AV	5.7634G	108.20	Inf	-Inf	4.78	3	Horizontal	247	2.76	-	103.42	32.22	7.18	34.61
PK	5.6434G	65.49	68.20	-2.71	4.57	3	Horizontal	247	2.76	-	60.92	32.03	7.12	34.58
PK	5.929G	61.36	68.20	-6.84	5.08	3	Horizontal	247	2.76	-	56.28	32.49	7.25	34.66
PK	5.7622G	118.45	Inf	-Inf	4.78	3	Horizontal	247	2.76	-	113.67	32.22	7.17	34.61

802.11ac VHT40_Nss2,(MCS0)_8TX

5755MHz_BF

19/04/2018



Legend for the spectrum plot:


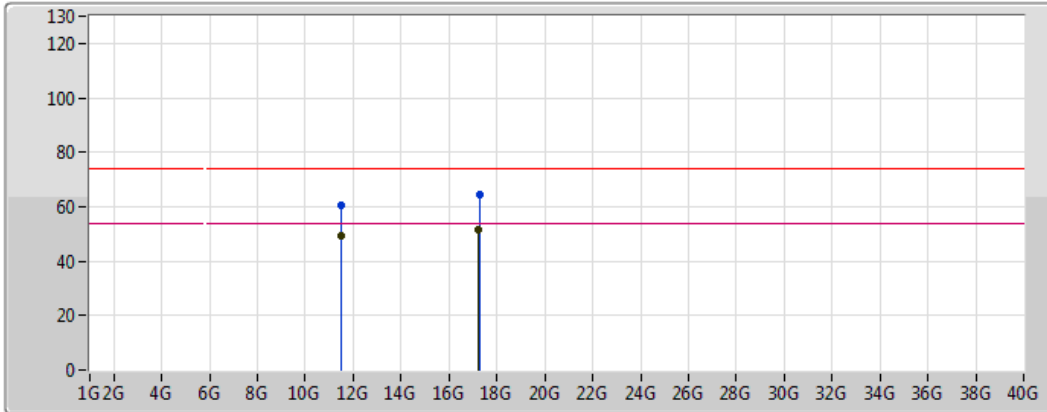
- Lim.PK: Red line with a red zigzag icon
- PK: Blue line with a blue zigzag icon
- Lim.AV: Magenta line with a magenta zigzag icon
- AV: Black line with a black zigzag icon

Type	Freq (Hz)	Level (dBuV/m)	Limit (dBuV/m)	Margin (dB)	Factor (dB)	Dist (m)	Condition	Azimuth (°)	Height (m)	Comments	Raw (dBuV)	AF (dB)	CL (dB)	PA (dB)
AV	11.5102G	47.74	54.00	-6.26	15.33	3	Vertical	183	1.50	-	32.41	39.69	10.35	34.71
PK	11.5102G	59.52	74.00	-14.48	15.33	3	Vertical	183	1.50	-	44.19	39.69	10.35	34.71

802.11ac VHT40_Nss2,(MCS0)_8TX

5755MHz_BF

19/04/2018

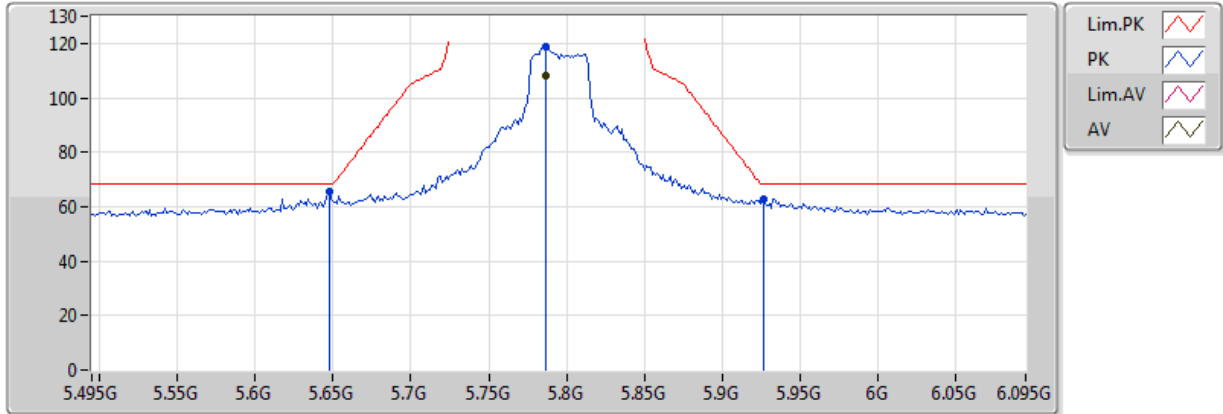


Type	Freq (Hz)	Level (dBuV/m)	Limit (dBuV/m)	Margin (dB)	Factor (dB)	Dist (m)	Condition	Azimuth (°)	Height (m)	Comments	Raw (dBuV)	AF (dB)	CL (dB)	PA (dB)
AV	11.51014G	49.35	54.00	-4.65	15.33	3	Horizontal	225	1.32	-	34.02	39.69	10.35	34.71
AV	17.24045G	51.35	54.00	-2.65	20.35	3	Horizontal	105	1.53	-	31.00	41.64	12.56	33.85
PK	11.51014G	60.45	74.00	-13.55	15.33	3	Horizontal	225	1.32	-	45.12	39.69	10.35	34.71
PK	17.27837G	64.30	74.00	-9.70	20.61	3	Horizontal	105	1.53	-	43.69	41.89	12.58	33.87

802.11ac VHT40_Nss2,(MCS0)_8TX

5795MHz_BF

19/04/2018

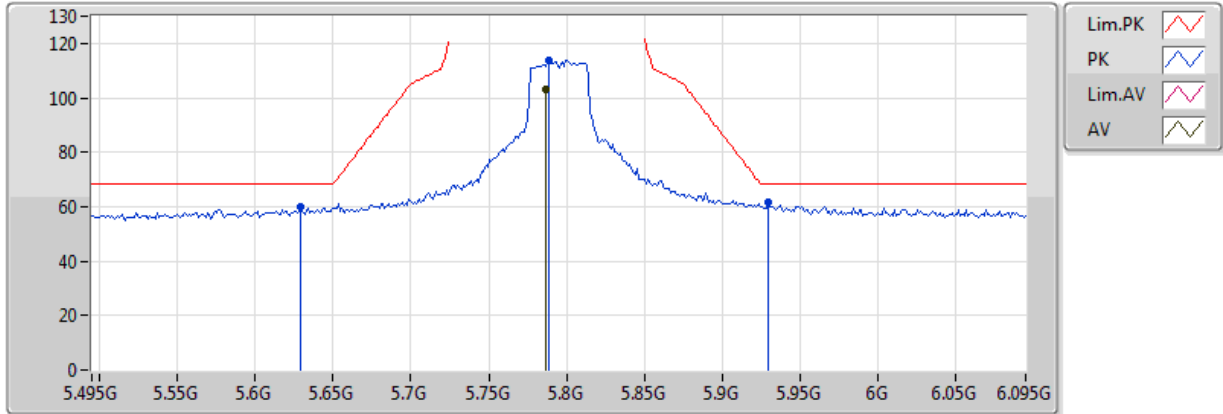


Type	Freq (Hz)	Level (dBuV/m)	Limit (dBuV/m)	Margin (dB)	Factor (dB)	Dist (m)	Condition	Azimuth (°)	Height (m)	Comments	Raw (dBuV)	AF (dB)	CL (dB)	PA (dB)
AV	5.7866G	108.17	Inf	-Inf	4.83	3	Vertical	244	1.79	-	103.34	32.26	7.18	34.62
PK	5.6474G	65.61	68.20	-2.59	4.58	3	Vertical	244	1.79	-	61.03	32.04	7.12	34.58
PK	5.927G	62.80	68.20	-5.40	5.07	3	Vertical	244	1.79	-	57.73	32.48	7.25	34.66
PK	5.7866G	118.87	Inf	-Inf	4.83	3	Vertical	244	1.79	-	114.04	32.26	7.18	34.62

802.11ac VHT40_Nss2,(MCS0)_8TX

5795MHz_BF

19/04/2018

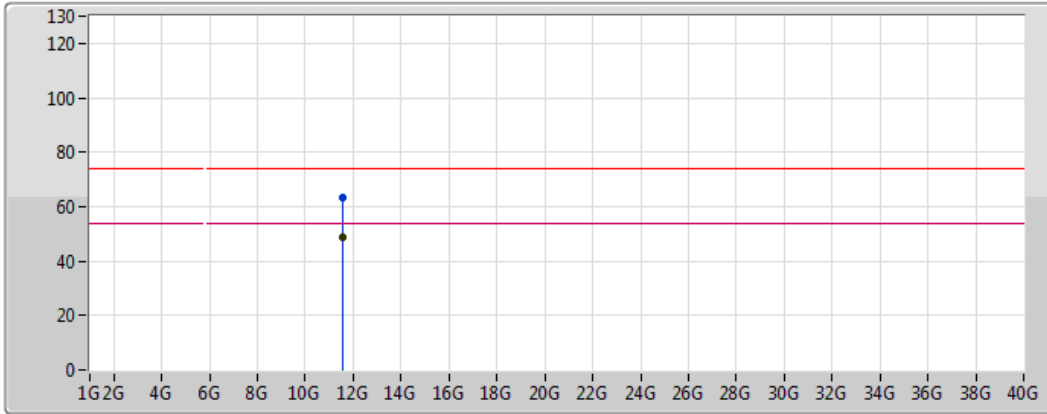






Type	Freq (Hz)	Level (dBuV/m)	Limit (dBuV/m)	Margin (dB)	Factor (dB)	Dist (m)	Condition	Azimuth (°)	Height (m)	Comments	Raw (dBuV)	AF (dB)	CL (dB)	PA (dB)
AV	5.7866G	103.27	Inf	-Inf	4.83	3	Horizontal	319	1.83	-	98.44	32.26	7.18	34.62
PK	5.6294G	59.71	68.20	-8.49	4.54	3	Horizontal	319	1.83	-	55.17	32.01	7.11	34.58
PK	5.9294G	61.80	68.20	-6.40	5.08	3	Horizontal	319	1.83	-	56.72	32.49	7.25	34.66
PK	5.789G	113.67	Inf	-Inf	4.83	3	Horizontal	319	1.83	-	108.84	32.26	7.19	34.62

802.11ac VHT40_Nss2,(MCS0)_8TX

5795MHz_BF

19/04/2018



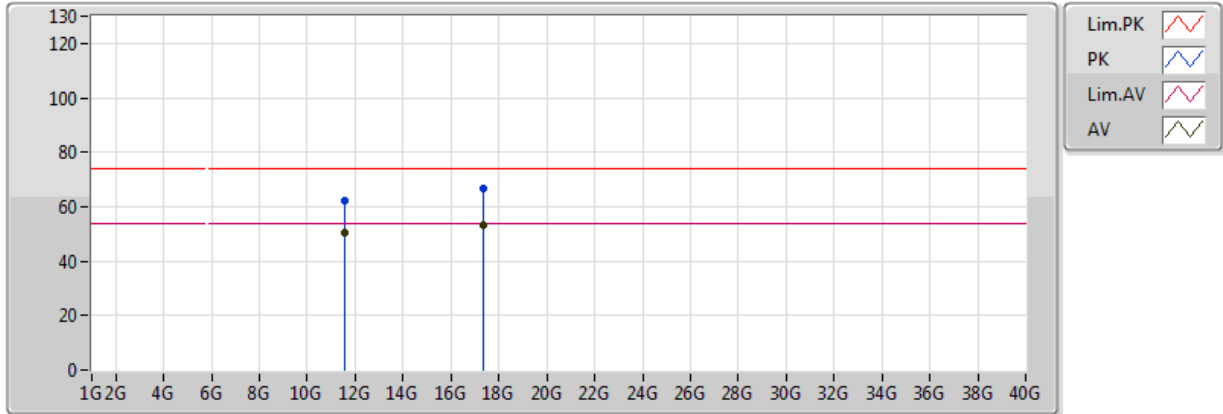
Lim.PK	
PK	
Lim.AV	
AV	

Type	Freq (Hz)	Level (dBuV/m)	Limit (dBuV/m)	Margin (dB)	Factor (dB)	Dist (m)	Condition	Azimuth (°)	Height (m)	Comments	Raw (dBuV)	AF (dB)	CL (dB)	PA (dB)
AV	11.59G	48.97	54.00	-5.03	15.22	3	Vertical	130	3.16	-	33.75	39.57	10.37	34.73
PK	11.5902G	63.13	74.00	-10.87	15.22	3	Vertical	130	3.16	-	47.91	39.57	10.37	34.73

802.11ac VHT40_Nss2,(MCS0)_8TX

5795MHz_BF

19/04/2018

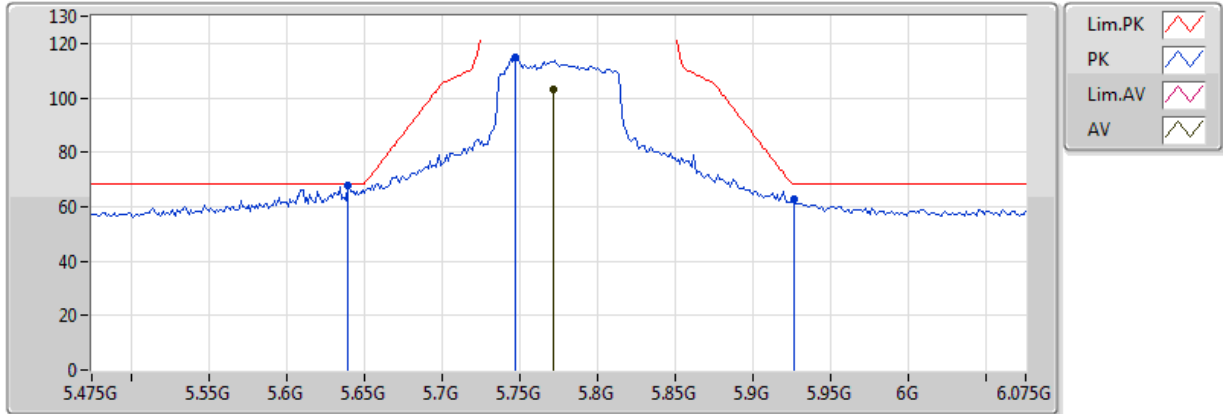


Type	Freq (Hz)	Level (dBuV/m)	Limit (dBuV/m)	Margin (dB)	Factor (dB)	Dist (m)	Condition	Azimuth (°)	Height (m)	Comments	Raw (dBuV)	AF (dB)	CL (dB)	PA (dB)
AV	11.5902G	50.49	54.00	-3.51	15.22	3	Horizontal	241	2.47	-	35.27	39.57	10.37	34.73
AV	17.35965G	53.20	54.00	-0.80	21.16	3	Horizontal	150	1.37	-	32.04	42.45	12.62	33.91
PK	11.56665G	61.93	74.00	-12.07	15.25	3	Horizontal	241	2.47	-	46.68	39.61	10.36	34.72
PK	17.35925G	66.63	74.00	-7.37	21.16	3	Horizontal	150	1.37	-	45.47	42.44	12.62	33.91

802.11ac VHT80_Nss2,(MCS0)_8TX

5775MHz_BF

19/04/2018

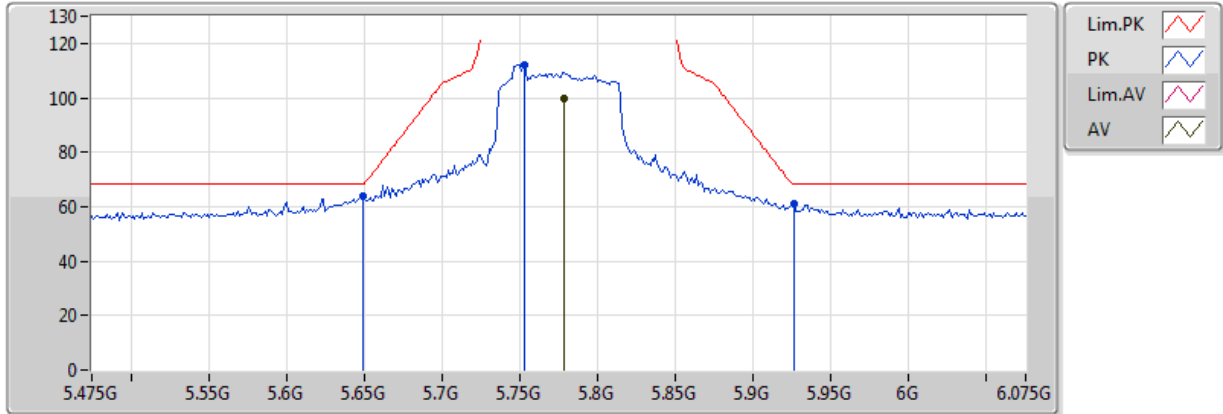


Type	Freq (Hz)	Level (dBuV/m)	Limit (dBuV/m)	Margin (dB)	Factor (dB)	Dist (m)	Condition	Azimuth (°)	Height (m)	Comments	Raw (dBuV)	AF (dB)	CL (dB)	PA (dB)
AV	5.7714G	103.25	Inf	-Inf	4.80	3	Vertical	240	1.47	-	98.45	32.23	7.18	34.61
PK	5.6394G	67.67	68.20	-0.53	4.56	3	Vertical	240	1.47	-	63.11	32.02	7.12	34.58
PK	5.9262G	62.68	68.20	-5.52	5.07	3	Vertical	240	1.47	-	57.61	32.48	7.25	34.66
PK	5.7474G	115.14	Inf	-Inf	4.76	3	Vertical	240	1.47	-	110.38	32.20	7.17	34.61

802.11ac VHT80_Nss2,(MCS0)_8TX

5775MHz_BF

19/04/2018

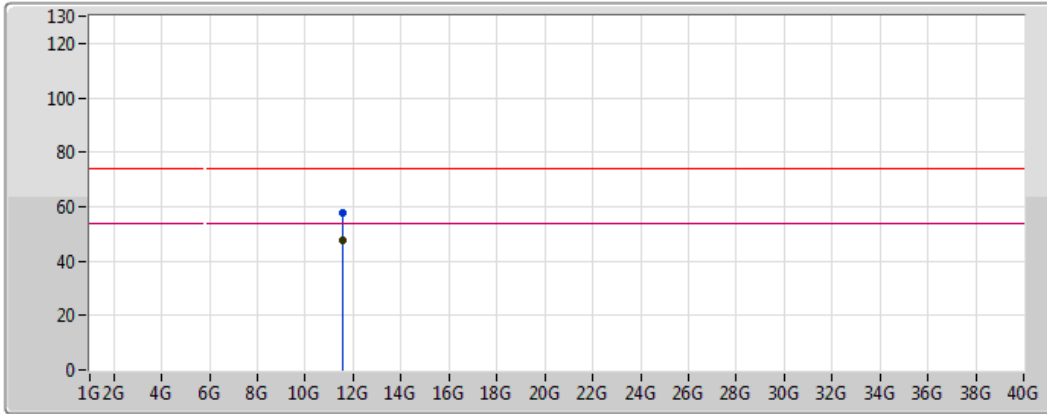






Type	Freq (Hz)	Level (dBuV/m)	Limit (dBuV/m)	Margin (dB)	Factor (dB)	Dist (m)	Condition	Azimuth (°)	Height (m)	Comments	Raw (dBuV)	AF (dB)	CL (dB)	PA (dB)
AV	5.7786G	99.50	Inf	-Inf	4.81	3	Horizontal	347	1.50	-	94.69	32.25	7.18	34.62
PK	5.649G	63.63	68.20	-4.57	4.58	3	Horizontal	347	1.50	-	59.05	32.04	7.12	34.58
PK	5.9262G	61.13	68.20	-7.07	5.07	3	Horizontal	347	1.50	-	56.06	32.48	7.25	34.66
PK	5.7534G	112.23	Inf	-Inf	4.77	3	Horizontal	347	1.50	-	107.46	32.21	7.17	34.61

802.11ac VHT80_Nss2,(MCS0)_8TX

5775MHz_BF

19/04/2018



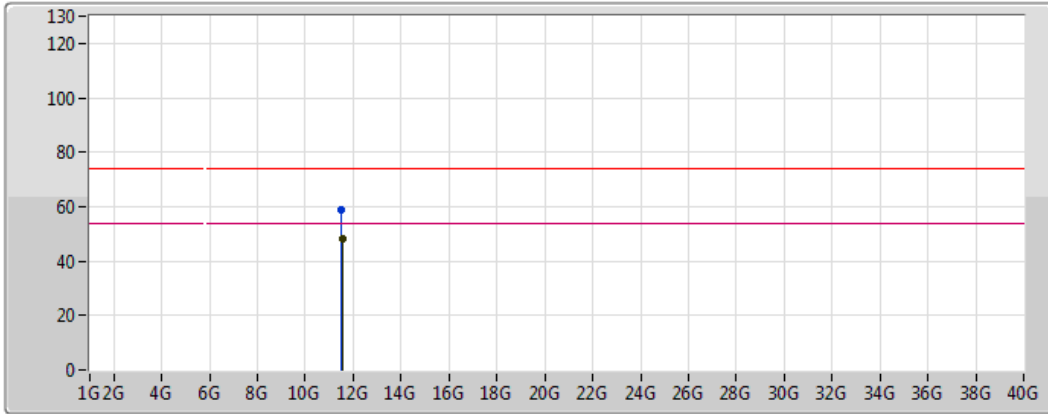
Lim.PK	
PK	
Lim.AV	
AV	





Type	Freq (Hz)	Level (dBuV/m)	Limit (dBuV/m)	Margin (dB)	Factor (dB)	Dist (m)	Condition	Azimuth (°)	Height (m)	Comments	Raw (dBuV)	AF (dB)	CL (dB)	PA (dB)
AV	11.55012G	47.51	54.00	-6.49	15.27	3	Vertical	183	1.46	-	32.24	39.63	10.36	34.72
PK	11.550319G	57.75	74.00	-16.25	15.27	3	Vertical	183	1.46	-	42.48	39.63	10.36	34.72

802.11ac VHT80_Nss2,(MCS0)_8TX

5775MHz_BF

19/04/2018



Lim.PK	
PK	
Lim.AV	
AV	

Type	Freq (Hz)	Level (dBuV/m)	Limit (dBuV/m)	Margin (dB)	Factor (dB)	Dist (m)	Condition	Azimuth (°)	Height (m)	Comments	Raw (dBuV)	AF (dB)	CL (dB)	PA (dB)
AV	11.55012G	48.33	54.00	-5.67	15.27	3	Horizontal	227	1.45	-	33.06	39.63	10.36	34.72
PK	11.5007G	58.77	74.00	-15.23	15.34	3	Horizontal	227	1.45	-	43.43	39.70	10.35	34.71