Conducted Output Power, 802.11ac 160 MHz, Port 6, Radio 1, 8x8

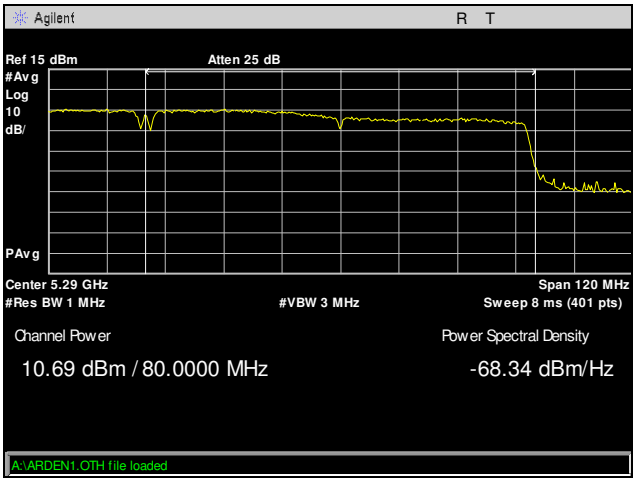

Plot 421. Conducted Output Power, 802.11ac 160 MHz, 5250 MHz, Port 6, Radio 1, 8x8

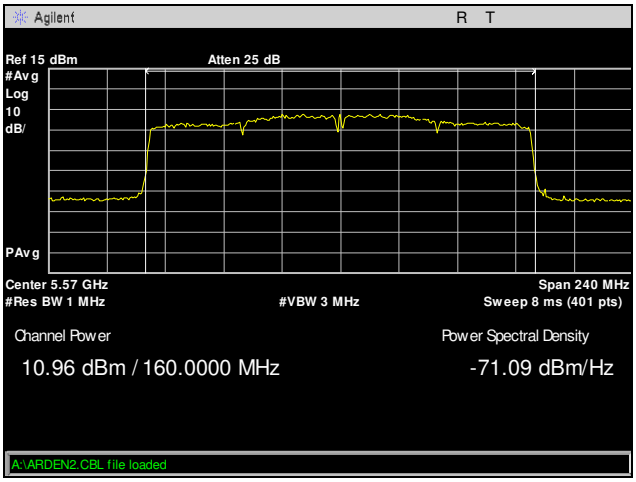

Plot 422. Conducted Output Power, 802.11ac 160 MHz, 5570 MHz, Port 6, Radio 1, 8x8

Conducted Output Power, 802.11ac 160 MHz, Port 7, Radio 1, 8x8

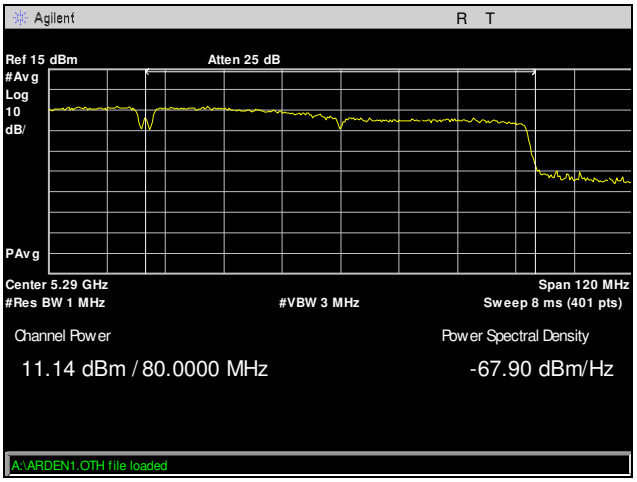

Plot 423. Conducted Output Power, 802.11ac 160 MHz, 5250 MHz, Port 7, Radio 1, 8x8

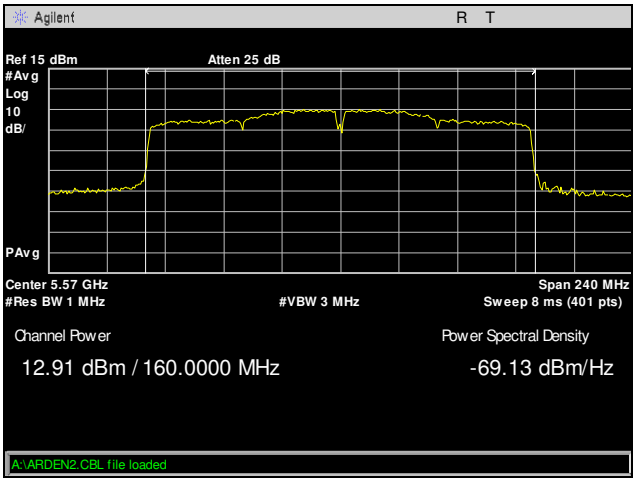

Plot 424. Conducted Output Power, 802.11ac 160 MHz, 5570 MHz, Port 7, Radio 1, 8x8

Conducted Output Power, 802.11ac 160 MHz, Port 8, Radio 1, 8x8

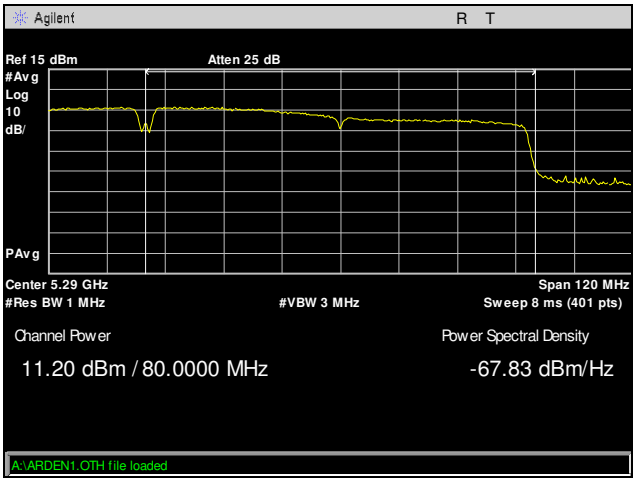

Plot 425. Conducted Output Power, 802.11ac 160 MHz, 5250 MHz, Port 8, Radio 1, 8x8

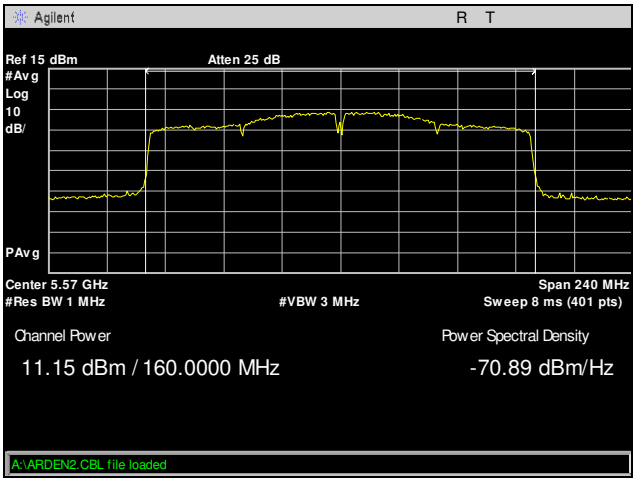

Plot 426. Conducted Output Power, 802.11ac 160 MHz, 5570 MHz, Port 8, Radio 1, 8x8

Conducted Output Power, 802.11n 20 MHz, Port 1, Radio 0, 8x8

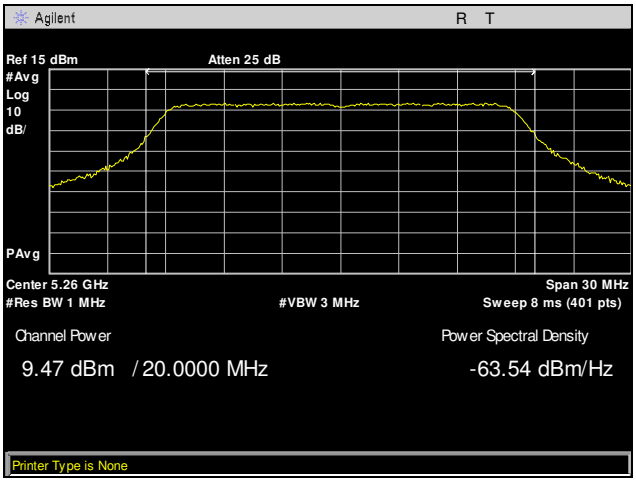

Plot 427. Conducted Output Power, 802.11n 20 MHz, 5260 MHz, Port 1, Radio 0, 8x8

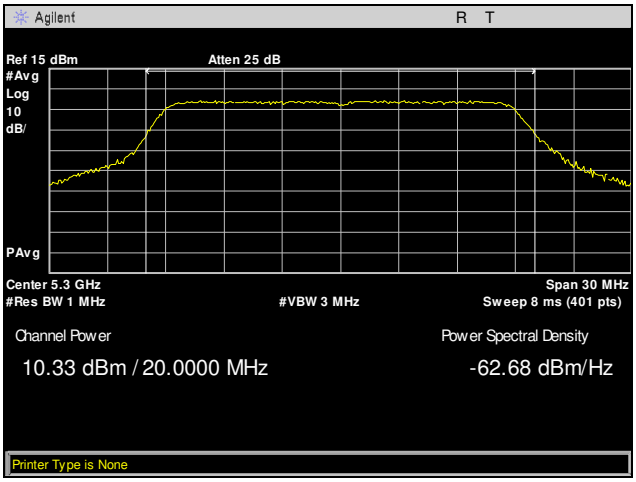

Plot 428. Conducted Output Power, 802.11n 20 MHz, 5300 MHz, Port 1, Radio 0, 8x8

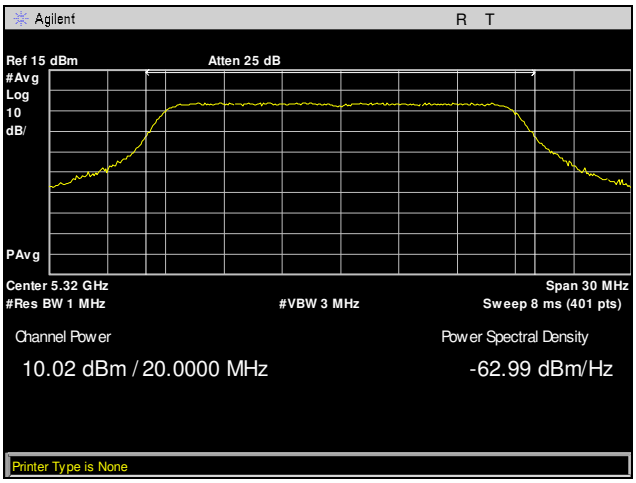

Plot 429. Conducted Output Power, 802.11n 20 MHz, 5320 MHz, Port 1, Radio 0, 8x8

 © 2017, MET Laboratories, Inc.

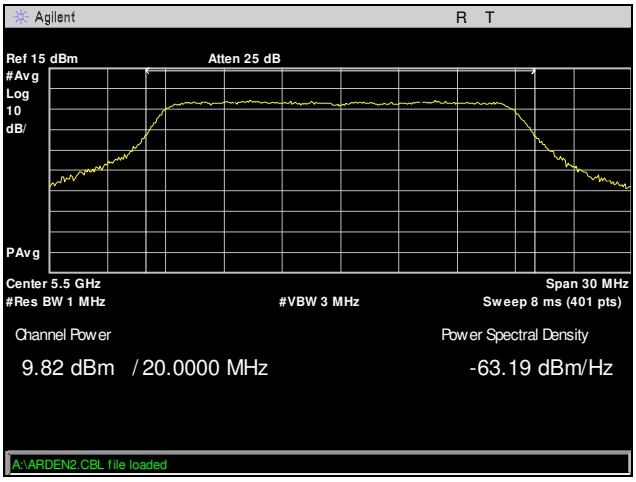

Plot 430. Conducted Output Power, 802.11n 20 MHz, 5500 MHz, Port 1, Radio 0, 8x8

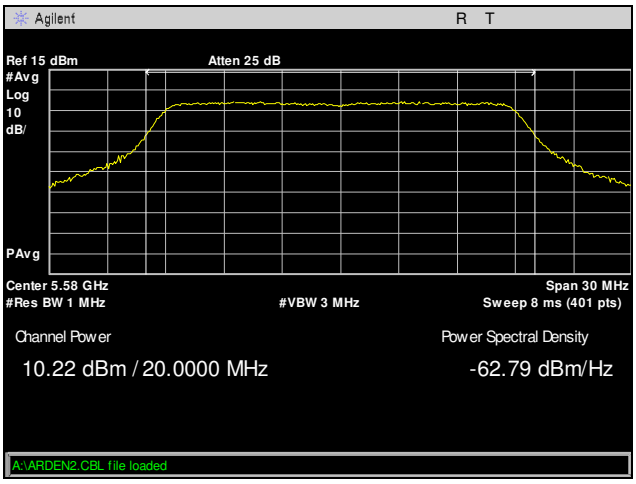

Plot 431. Conducted Output Power, 802.11n 20 MHz, 5580 MHz, Port 1, Radio 0, 8x8

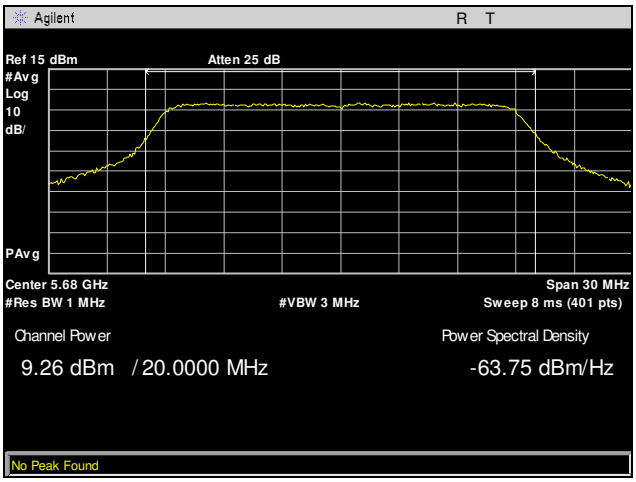

Plot 432. Conducted Output Power, 802.11n 20 MHz, 5680 MHz, Port 1, Radio 0, 8x8

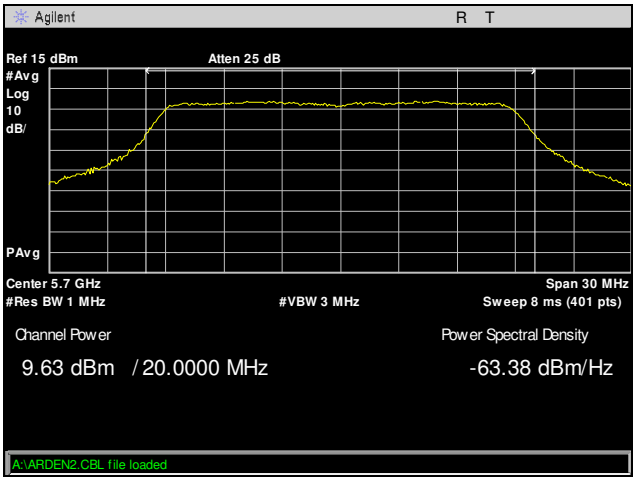

Plot 433. Conducted Output Power, 802.11n 20 MHz, 5700 MHz, Port 1, Radio 0, 8x8

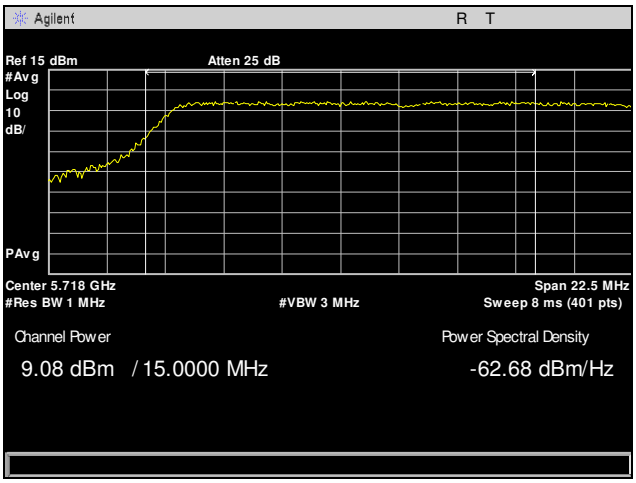

Plot 434. Conducted Output Power, 802.11n 20 MHz, 5720 MHz, Port 1, Radio 0, 8x8

Conducted Output Power, 802.11n 20 MHz, Port 2, Radio 0, 8x8

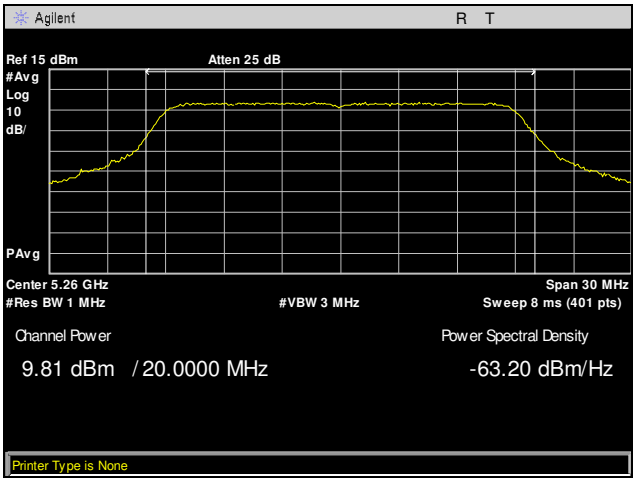

Plot 435. Conducted Output Power, 802.11n 20 MHz, 5260 MHz, Port 2, Radio 0, 8x8

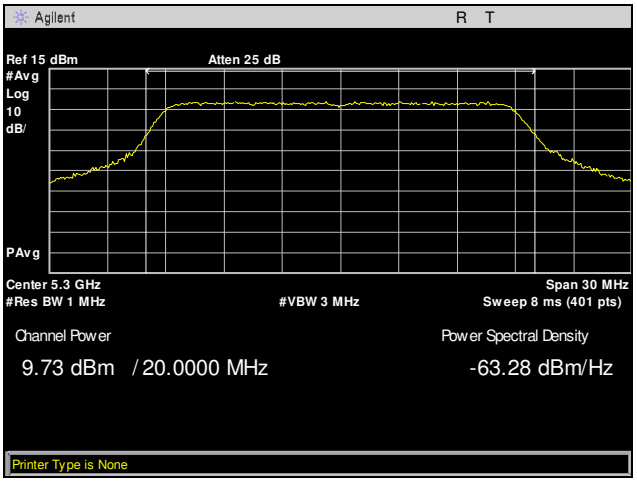

Plot 436. Conducted Output Power, 802.11n 20 MHz, 5300 MHz, Port 2, Radio 0, 8x8

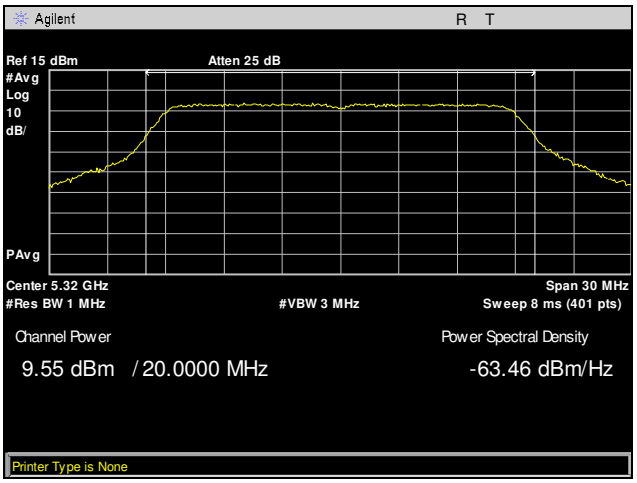

Plot 437. Conducted Output Power, 802.11n 20 MHz, 5320 MHz, Port 2, Radio 0, 8x8

 © 2017, MET Laboratories, Inc.

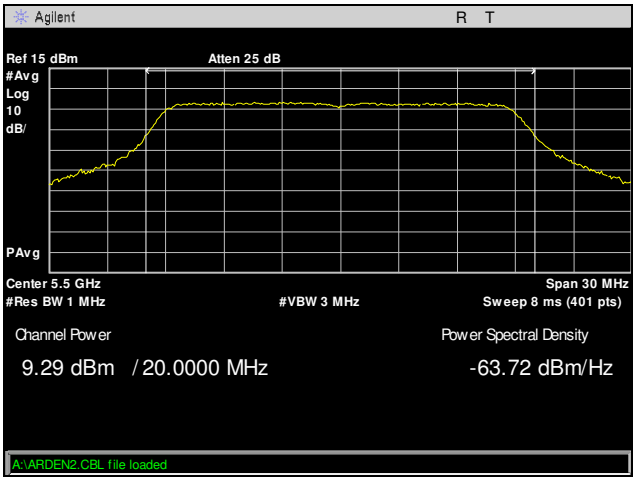

Plot 438. Conducted Output Power, 802.11n 20 MHz, 5500 MHz, Port 2, Radio 0, 8x8

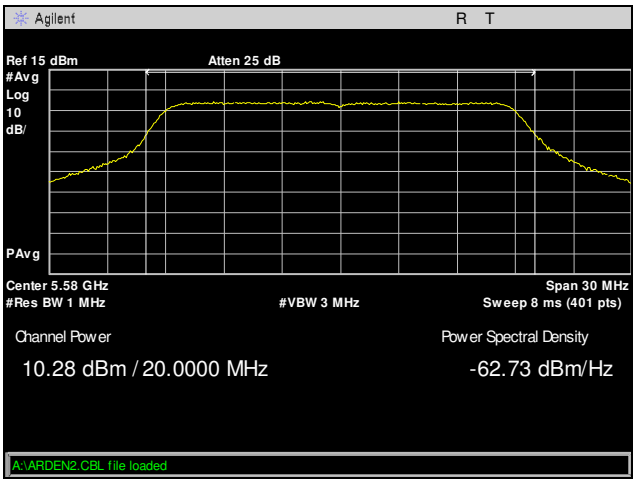

Plot 439. Conducted Output Power, 802.11n 20 MHz, 5580 MHz, Port 2, Radio 0, 8x8

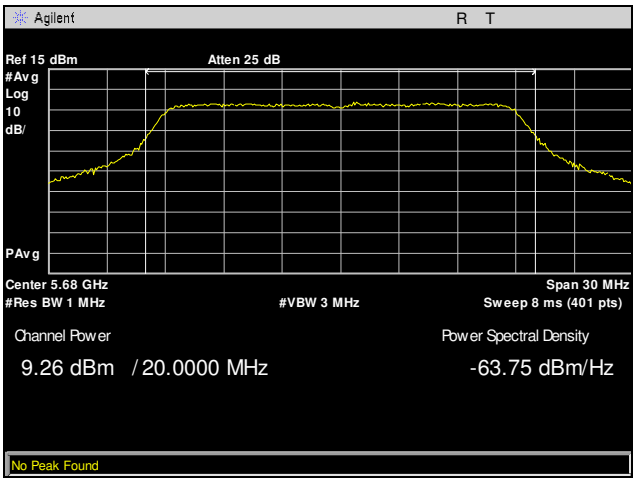

Plot 440. Conducted Output Power, 802.11n 20 MHz, 5680 MHz, Port 2, Radio 0, 8x8

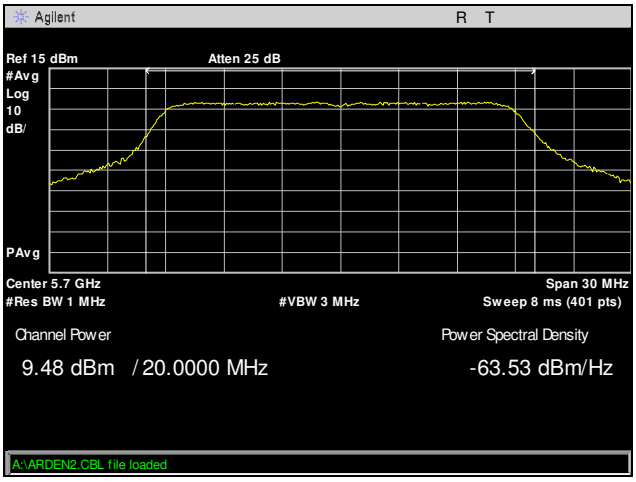

Plot 441. Conducted Output Power, 802.11n 20 MHz, 5700 MHz, Port 2, Radio 0, 8x8

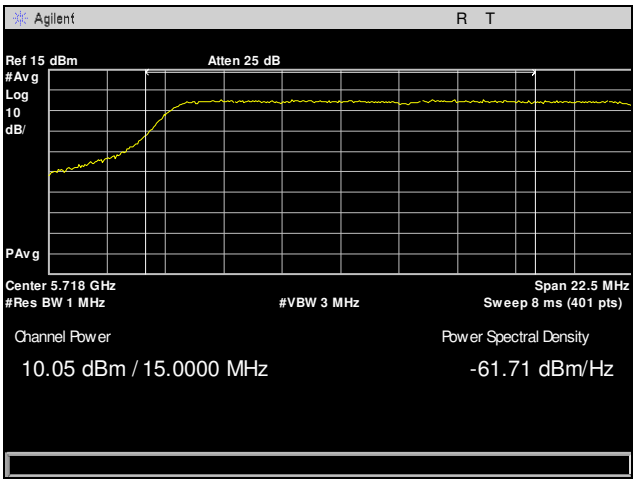

Plot 442. Conducted Output Power, 802.11n 20 MHz, 5720 MHz, Port 2, Radio 0, 8x8

Conducted Output Power, 802.11n 20 MHz, Port 3, Radio 0, 8x8

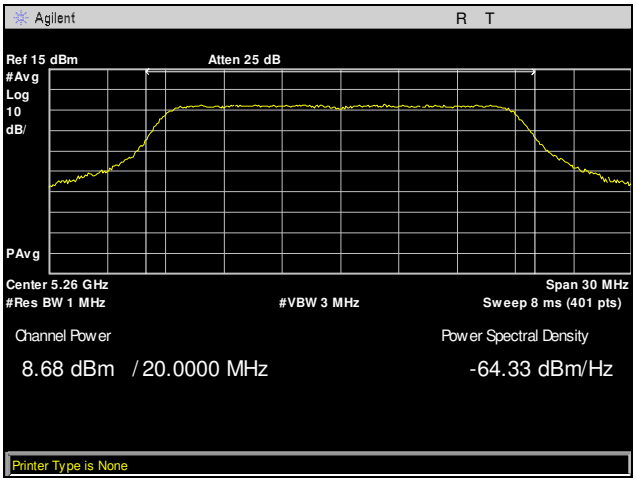

Plot 443. Conducted Output Power, 802.11n 20 MHz, 5260 MHz, Port 3, Radio 0, 8x8

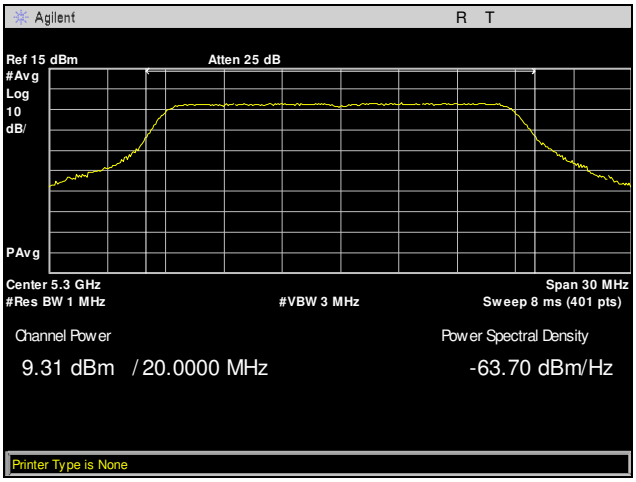

Plot 444. Conducted Output Power, 802.11n 20 MHz, 5300 MHz, Port 3, Radio 0, 8x8

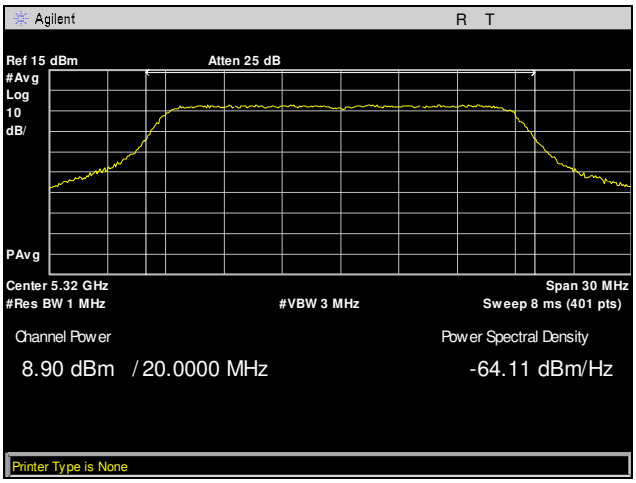

Plot 445. Conducted Output Power, 802.11n 20 MHz, 5320 MHz, Port 3, Radio 0, 8x8

 © 2017, MET Laboratories, Inc.

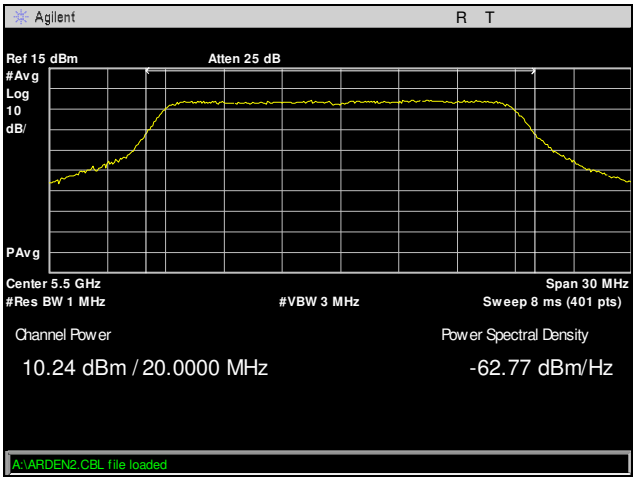

Plot 446. Conducted Output Power, 802.11n 20 MHz, 5500 MHz, Port 3, Radio 0, 8x8

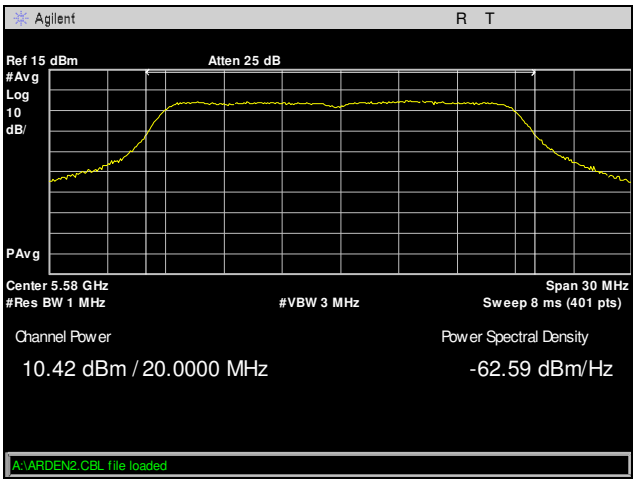

Plot 447. Conducted Output Power, 802.11n 20 MHz, 5580 MHz, Port 3, Radio 0, 8x8

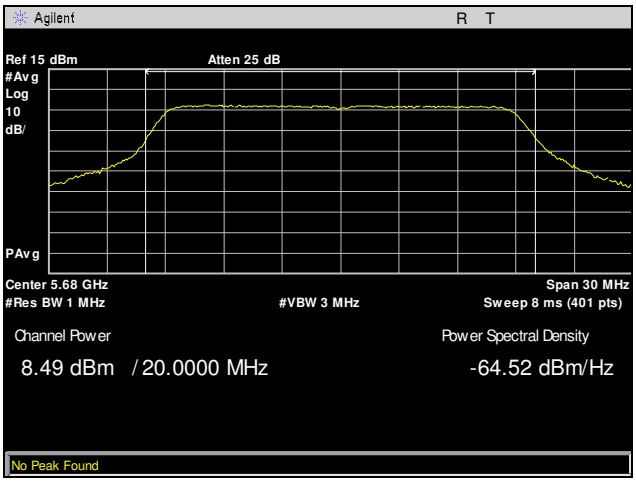

Plot 448. Conducted Output Power, 802.11n 20 MHz, 5680 MHz, Port 3, Radio 0, 8x8

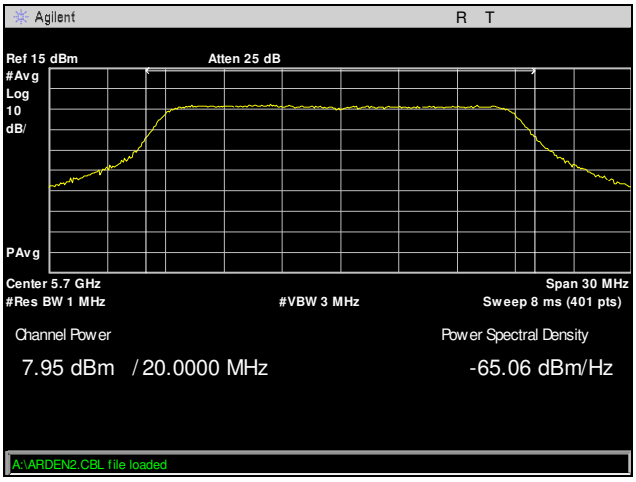

Plot 449. Conducted Output Power, 802.11n 20 MHz, 5700 MHz, Port 3, Radio 0, 8x8

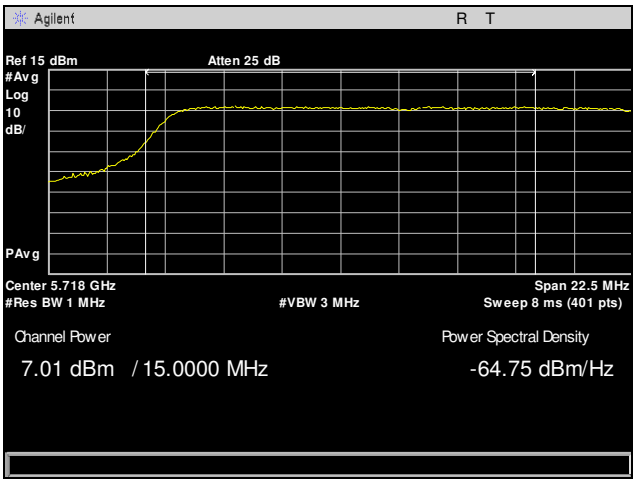

Plot 450. Conducted Output Power, 802.11n 20 MHz, 5720 MHz, Port 3, Radio 0, 8x8

Conducted Output Power, 802.11n 20 MHz, Port 4, Radio 0, 8x8

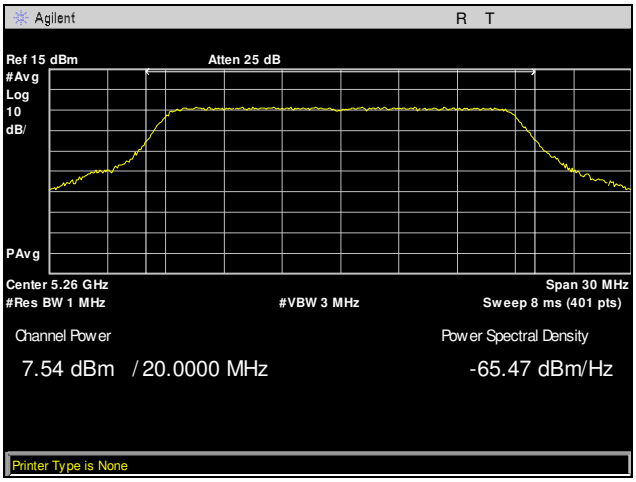

Plot 451. Conducted Output Power, 802.11n 20 MHz, 5260 MHz, Port 4, Radio 0, 8x8

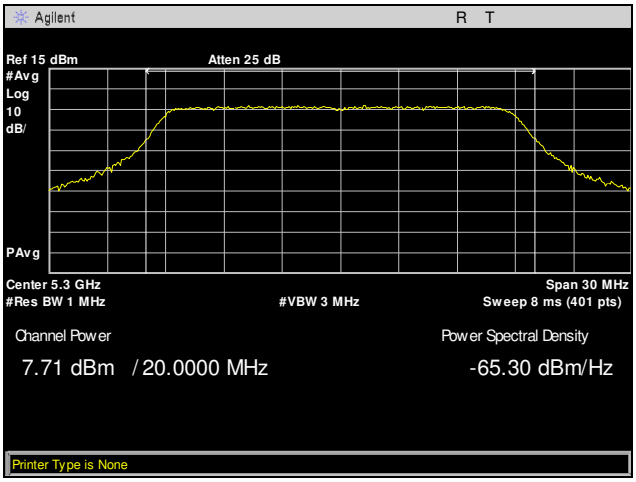

Plot 452. Conducted Output Power, 802.11n 20 MHz, 5300 MHz, Port 4, Radio 0, 8x8

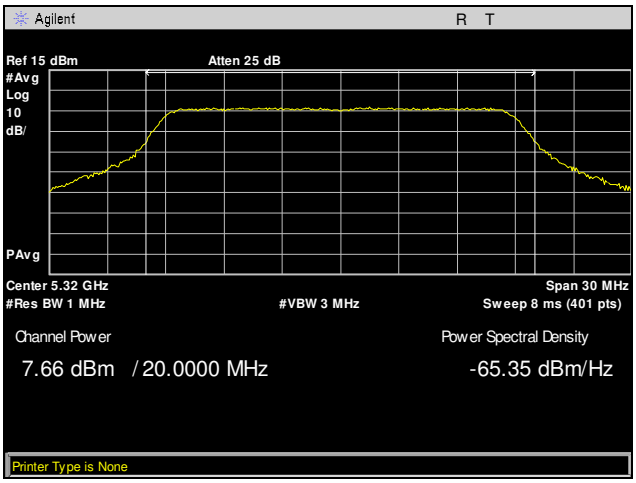

Plot 453. Conducted Output Power, 802.11n 20 MHz, 5320 MHz, Port 4, Radio 0, 8x8

 © 2017, MET Laboratories, Inc.

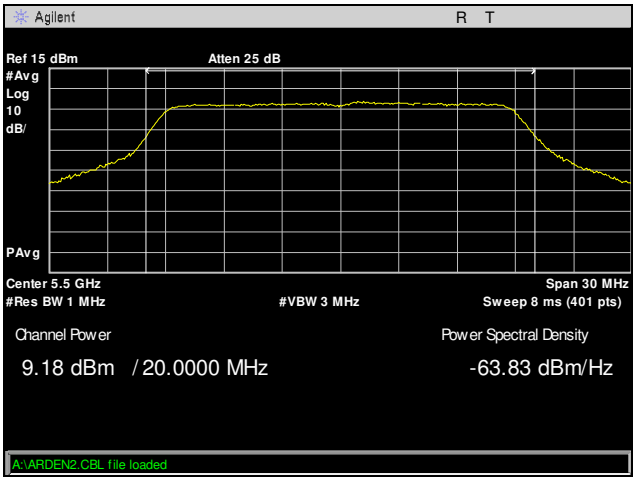

Plot 454. Conducted Output Power, 802.11n 20 MHz, 5500 MHz, Port 4, Radio 0, 8x8

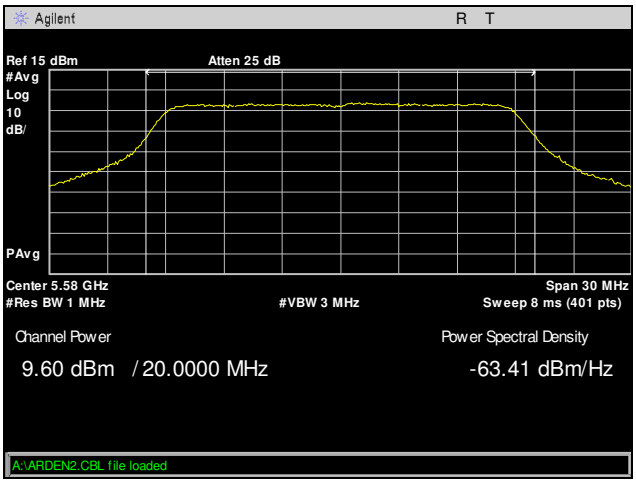

Plot 455. Conducted Output Power, 802.11n 20 MHz, 5580 MHz, Port 4, Radio 0, 8x8

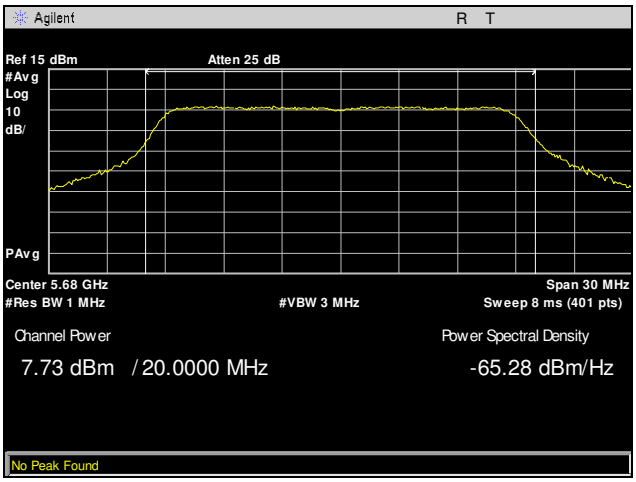

Plot 456. Conducted Output Power, 802.11n 20 MHz, 5680 MHz, Port 4, Radio 0, 8x8

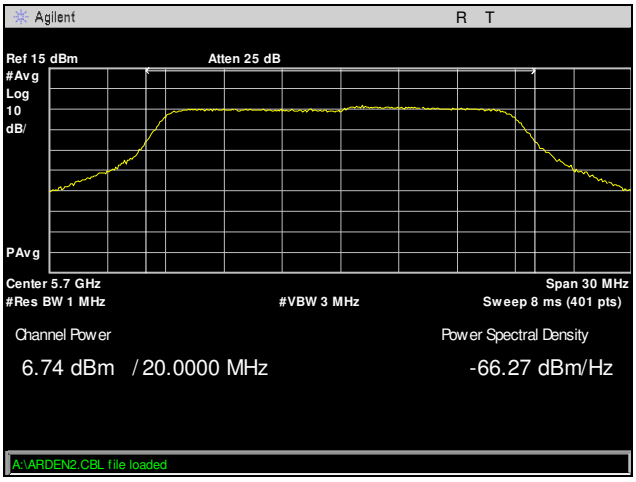

Plot 457. Conducted Output Power, 802.11n 20 MHz, 5700 MHz, Port 4, Radio 0, 8x8

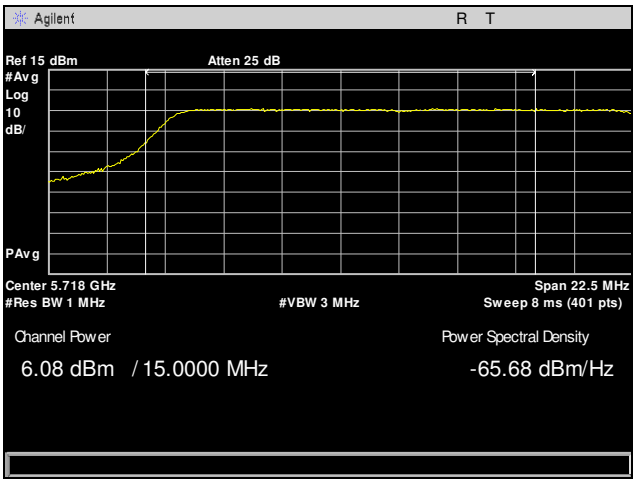

Plot 458. Conducted Output Power, 802.11n 20 MHz, 5720 MHz, Port 4, Radio 0, 8x8

Conducted Output Power, 802.11n 20 MHz, Port 5, Radio 1, 8x8

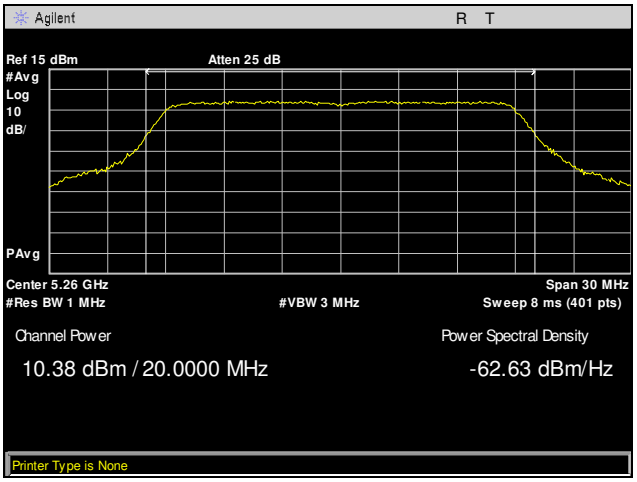

Plot 459. Conducted Output Power, 802.11n 20 MHz, 5260 MHz, Port 5, Radio 1, 8x8

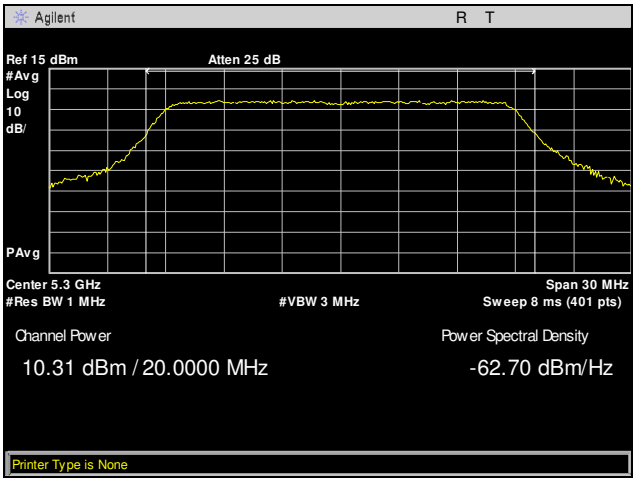

Plot 460. Conducted Output Power, 802.11n 20 MHz, 5300 MHz, Port 5, Radio 1, 8x8

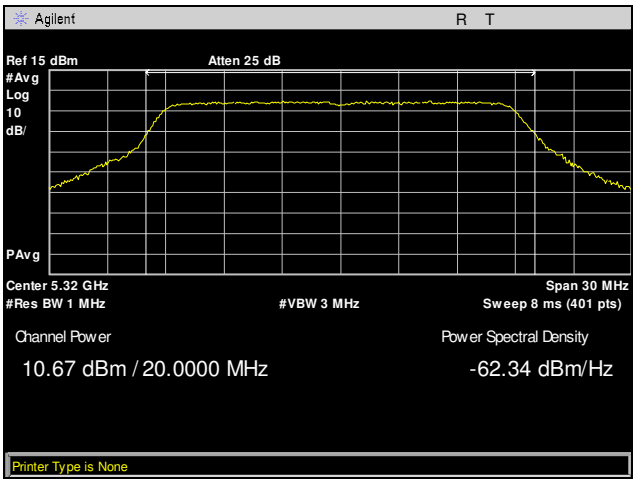

Plot 461. Conducted Output Power, 802.11n 20 MHz, 5320 MHz, Port 5, Radio 1, 8x8

 © 2017, MET Laboratories, Inc.

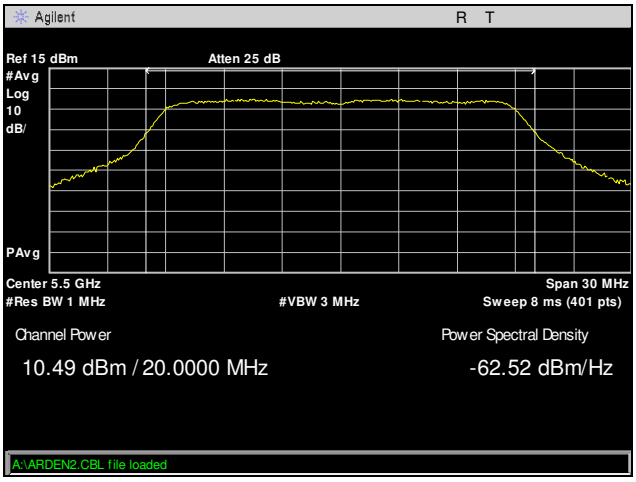

Plot 462. Conducted Output Power, 802.11n 20 MHz, 5500 MHz, Port 5, Radio 1, 8x8

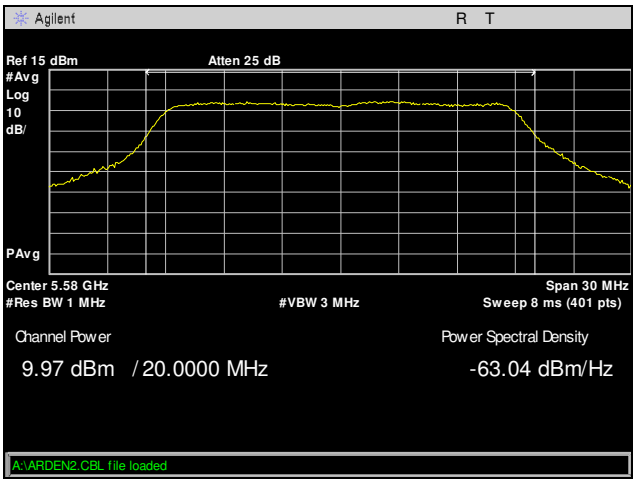

Plot 463. Conducted Output Power, 802.11n 20 MHz, 5580 MHz, Port 5, Radio 1, 8x8

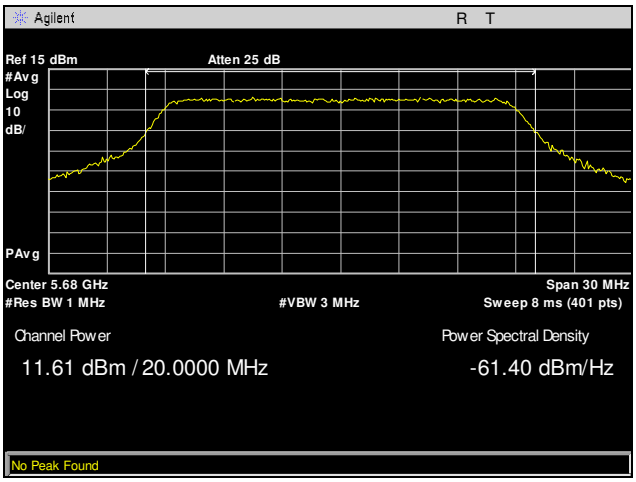

Plot 464. Conducted Output Power, 802.11n 20 MHz, 5680 MHz, Port 5, Radio 0, 8x8

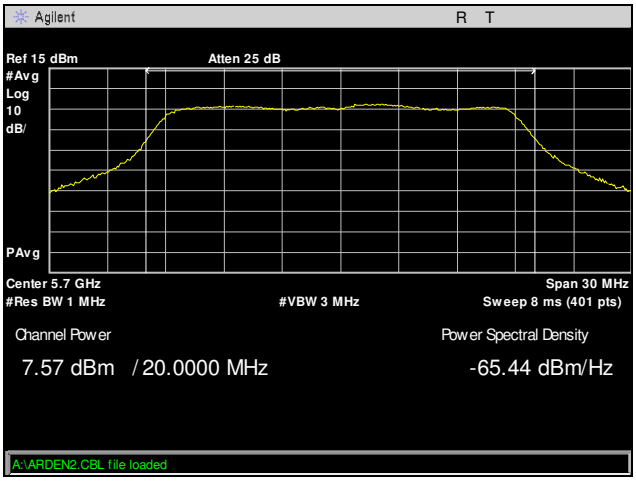

Plot 465. Conducted Output Power, 802.11n 20 MHz, 5700 MHz, Port 5, Radio 1, 8x8

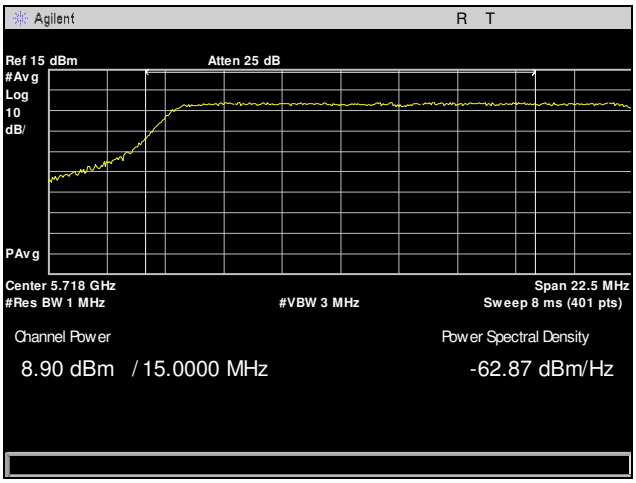

Plot 466. Conducted Output Power, 802.11n 20 MHz, 5720 MHz, Port 5, Radio 1, 8x8

Conducted Output Power, 802.11n 20 MHz, Port 6, Radio 1, 8x8

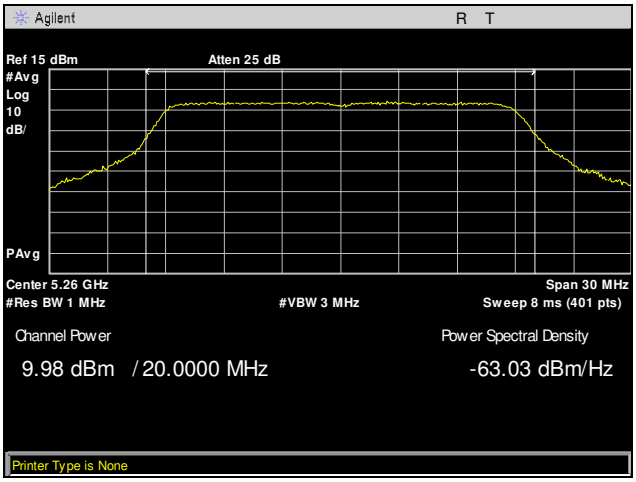

Plot 467. Conducted Output Power, 802.11n 20 MHz, 5260 MHz, Port 6, Radio 1, 8x8

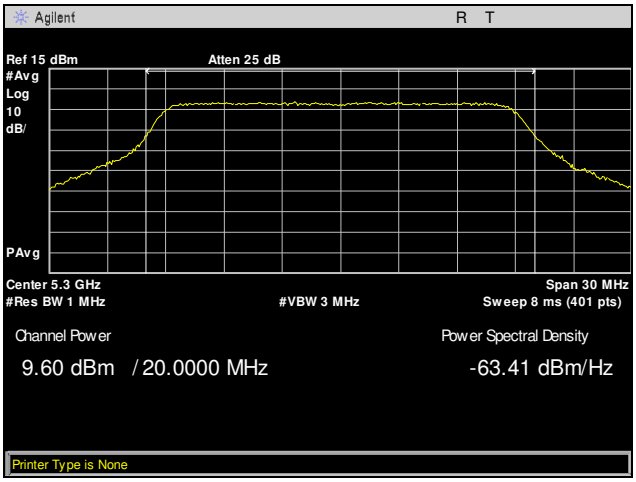

Plot 468. Conducted Output Power, 802.11n 20 MHz, 5300 MHz, Port 6, Radio 1, 8x8

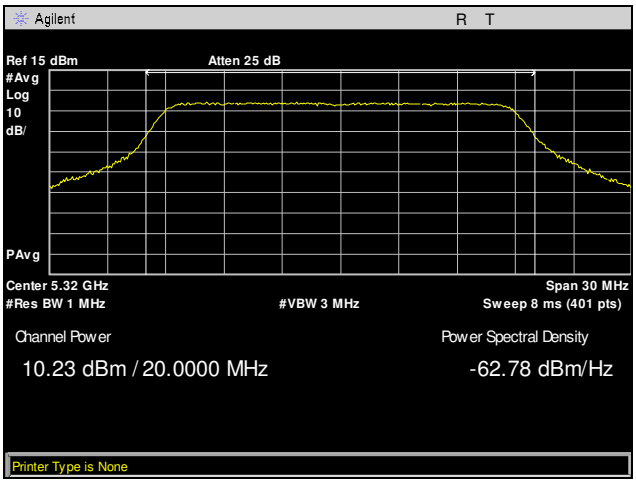

Plot 469. Conducted Output Power, 802.11n 20 MHz, 5320 MHz, Port 6, Radio 1, 8x8

 © 2017, MET Laboratories, Inc.

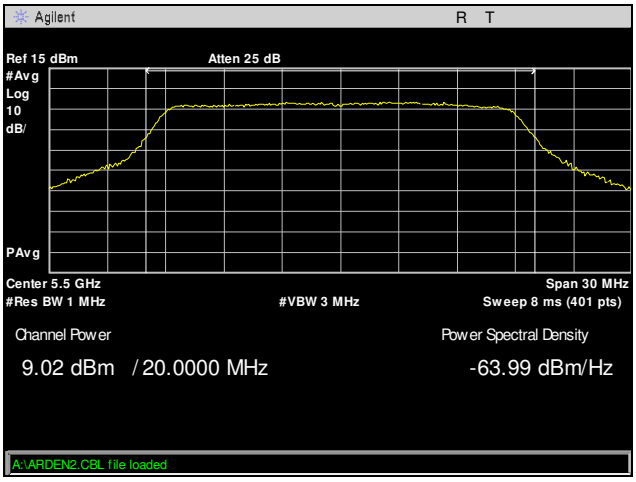

Plot 470. Conducted Output Power, 802.11n 20 MHz, 5500 MHz, Port 6, Radio 1, 8x8

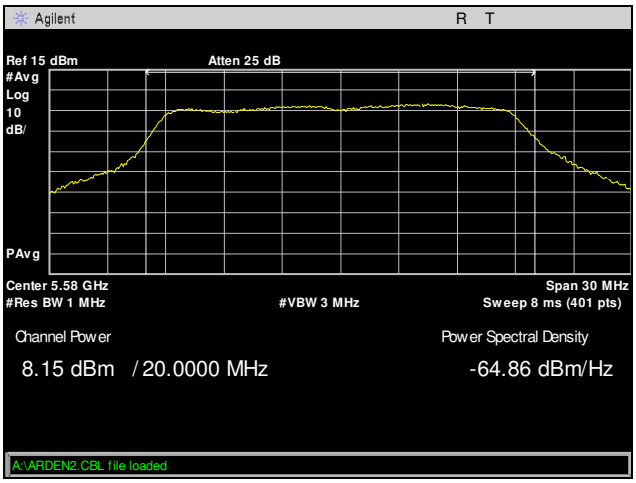

Plot 471. Conducted Output Power, 802.11n 20 MHz, 5580 MHz, Port 6, Radio 1, 8x8

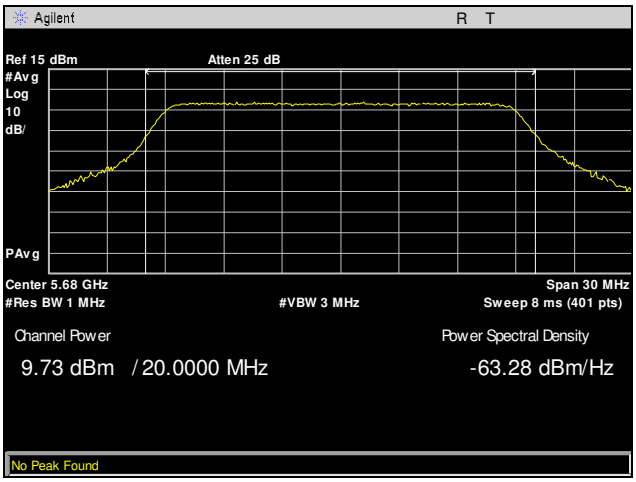

Plot 472. Conducted Output Power, 802.11n 20 MHz, 5680 MHz, Port 6, Radio 0, 8x8

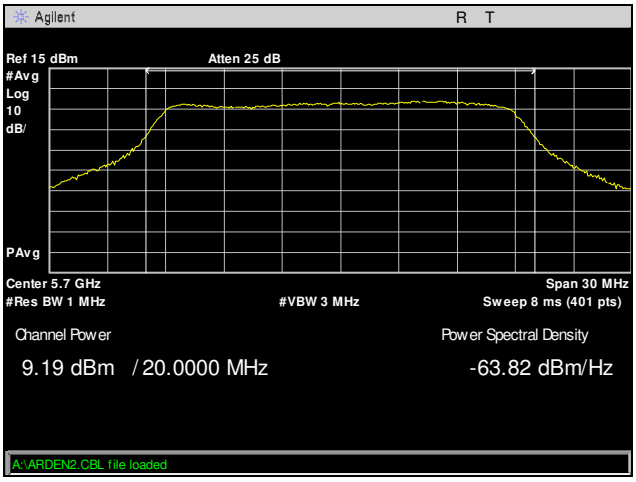

Plot 473. Conducted Output Power, 802.11n 20 MHz, 5700 MHz, Port 6, Radio 1, 8x8

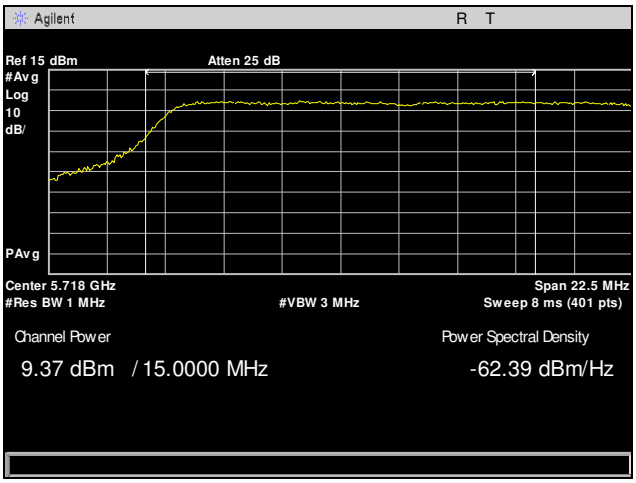

Plot 474. Conducted Output Power, 802.11n 20 MHz, 5720 MHz, Port 6, Radio 1, 8x8

Conducted Output Power, 802.11n 20 MHz, Port 7, Radio 1, 8x8

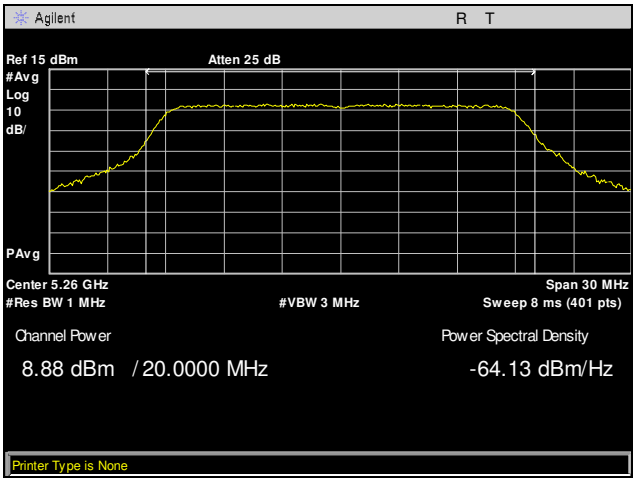

Plot 475. Conducted Output Power, 802.11n 20 MHz, 5260 MHz, Port 7, Radio 1, 8x8

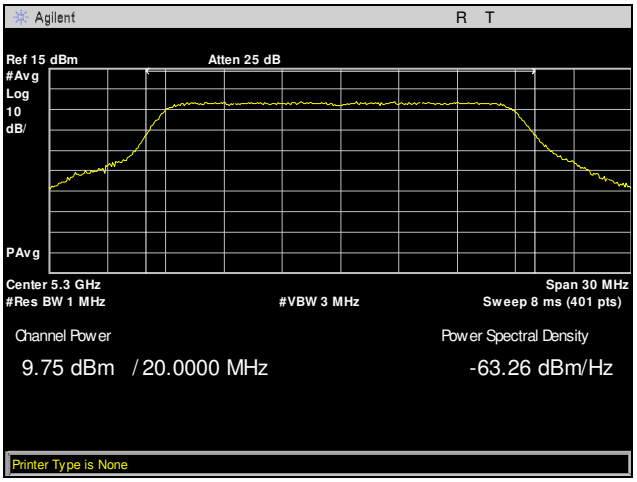

Plot 476. Conducted Output Power, 802.11n 20 MHz, 5300 MHz, Port 7, Radio 1, 8x8

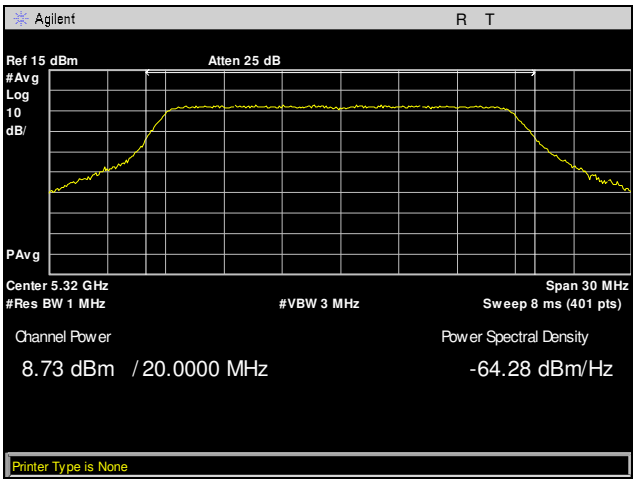

Plot 477. Conducted Output Power, 802.11n 20 MHz, 5320 MHz, Port 7, Radio 1, 8x8

 © 2017, MET Laboratories, Inc.

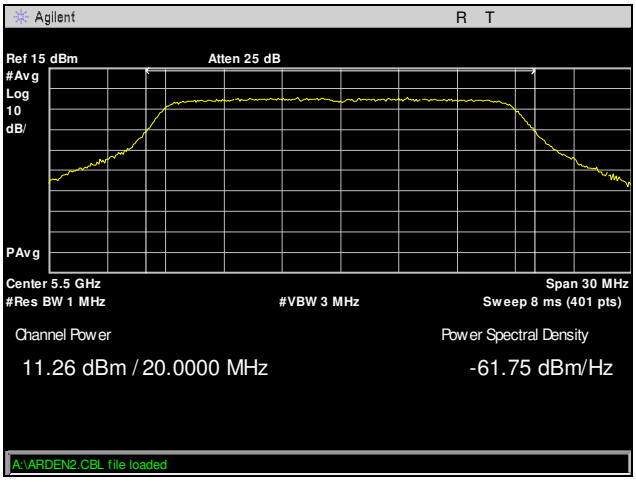

Plot 478. Conducted Output Power, 802.11n 20 MHz, 5500 MHz, Port 7, Radio 1, 8x8

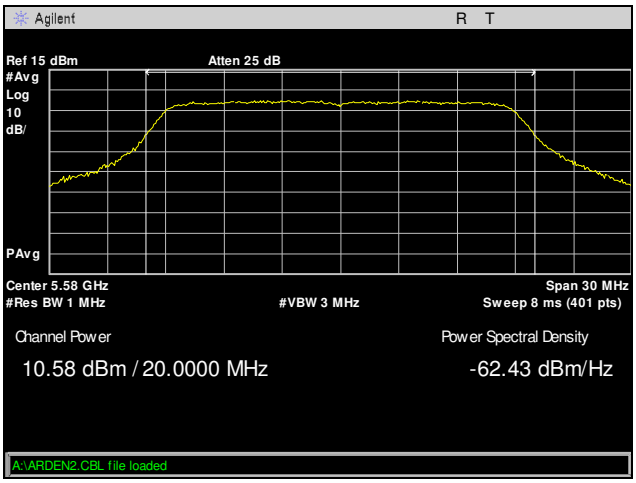

Plot 479. Conducted Output Power, 802.11n 20 MHz, 5580 MHz, Port 7, Radio 1, 8x8

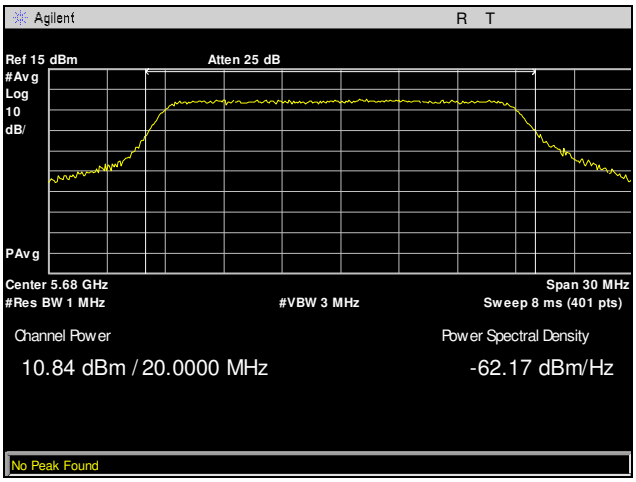

Plot 480. Conducted Output Power, 802.11n 20 MHz, 5680 MHz, Port 7, Radio 0, 8x8

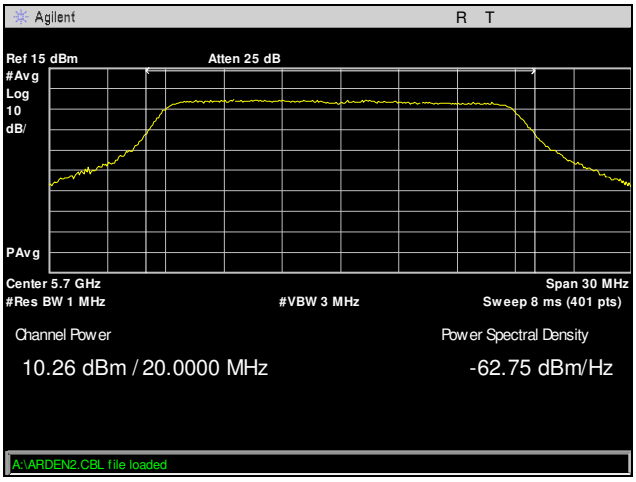

Plot 481. Conducted Output Power, 802.11n 20 MHz, 5700 MHz, Port 7, Radio 1, 8x8

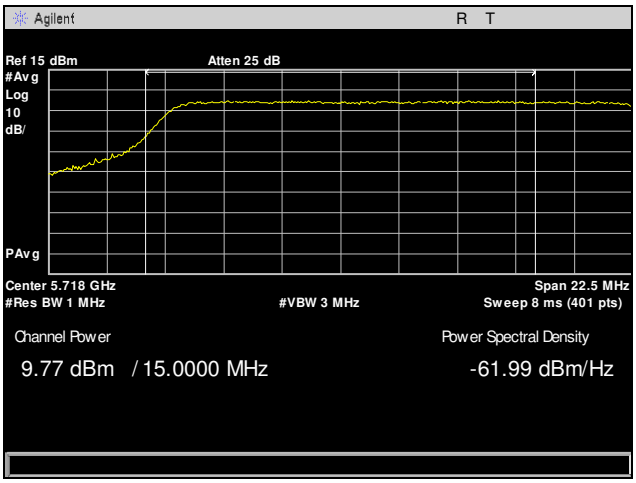

Plot 482. Conducted Output Power, 802.11n 20 MHz, 5720 MHz, Port 7, Radio 1, 8x8

Conducted Output Power, 802.11n 20 MHz, Port 8, Radio 1, 8x8

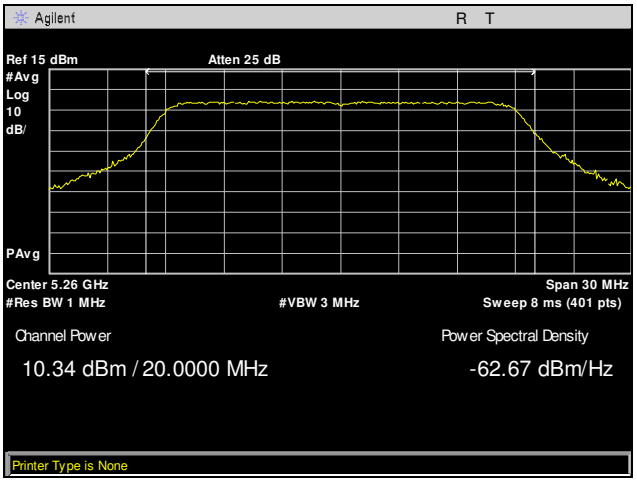

Plot 483. Conducted Output Power, 802.11n 20 MHz, 5260 MHz, Port 8, Radio 1, 8x8

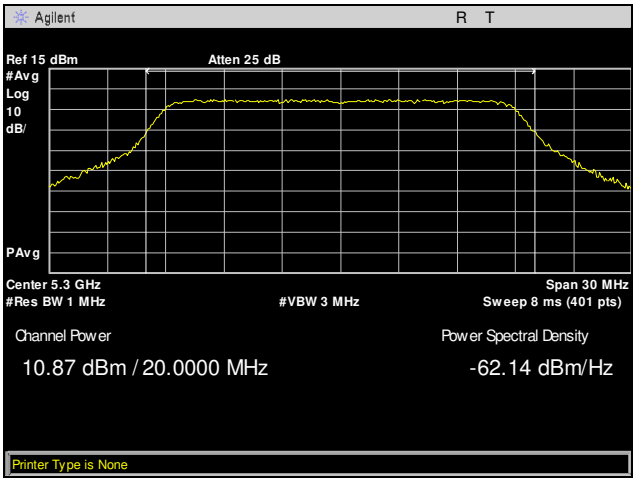

Plot 484. Conducted Output Power, 802.11n 20 MHz, 5300 MHz, Port 8, Radio 1, 8x8

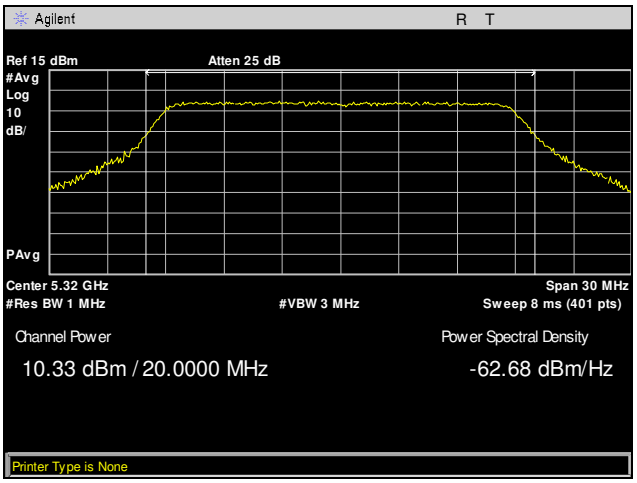

Plot 485. Conducted Output Power, 802.11n 20 MHz, 5320 MHz, Port 8, Radio 1, 8x8

 © 2017, MET Laboratories, Inc.

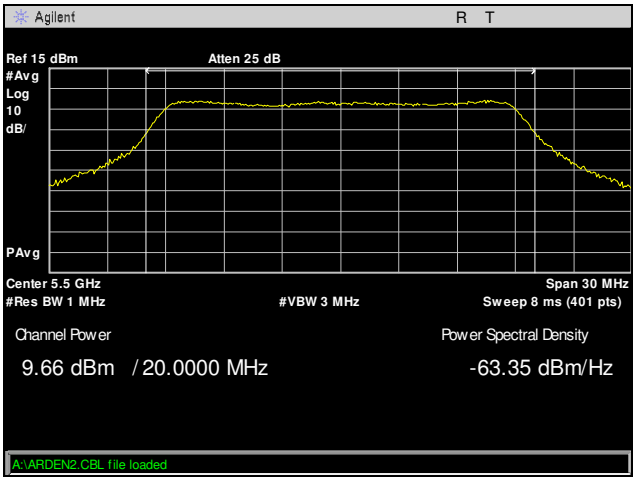

Plot 486. Conducted Output Power, 802.11n 20 MHz, 5500 MHz, Port 8, Radio 1, 8x8

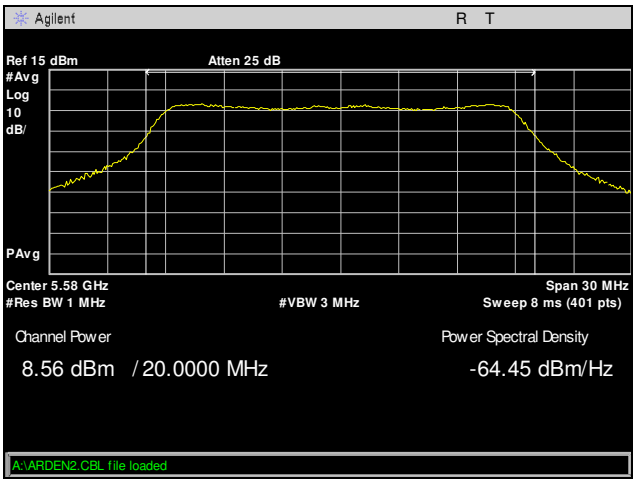

Plot 487. Conducted Output Power, 802.11n 20 MHz, 5580 MHz, Port 8, Radio 1, 8x8

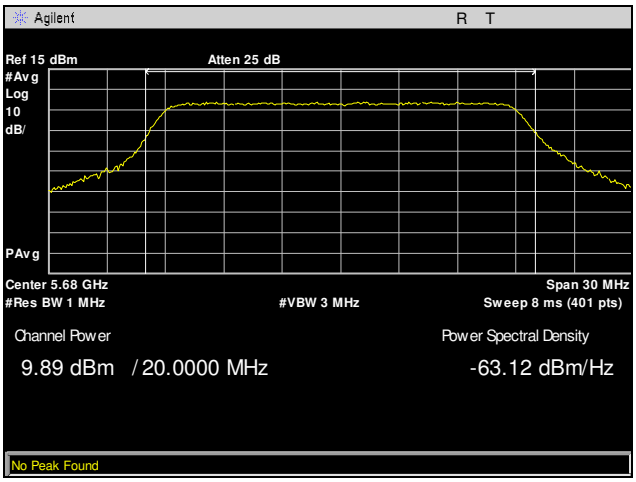

Plot 488. Conducted Output Power, 802.11n 20 MHz, 5680 MHz, Port 8, Radio 0, 8x8

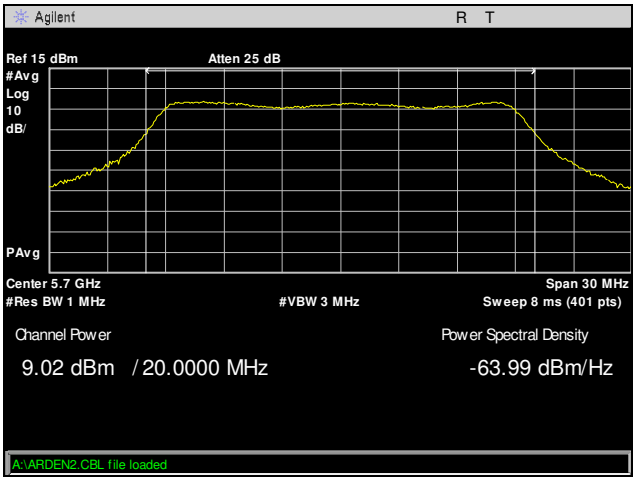

Plot 489. Conducted Output Power, 802.11n 20 MHz, 5700 MHz, Port 8, Radio 1, 8x8

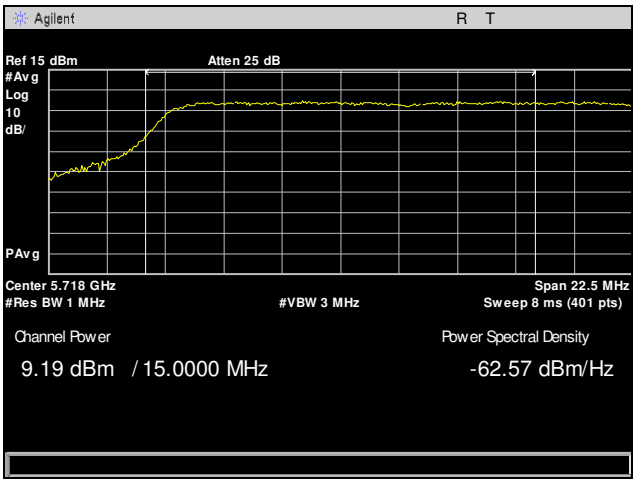

Plot 490. Conducted Output Power, 802.11n 20 MHz, 5720 MHz, Port 8, Radio 1, 8x8

Conducted Output Power, 802.11n 40 MHz, Port 1, Radio 0, 8x8

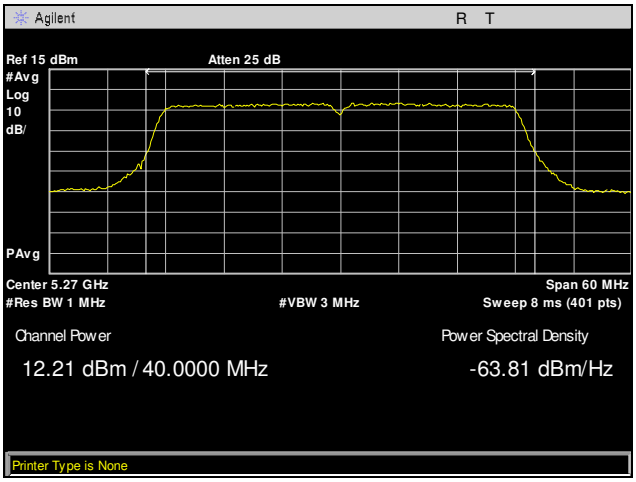

Plot 491. Conducted Output Power, 802.11n 40 MHz, 5270 MHz, Port 1, Radio 0, 8x8

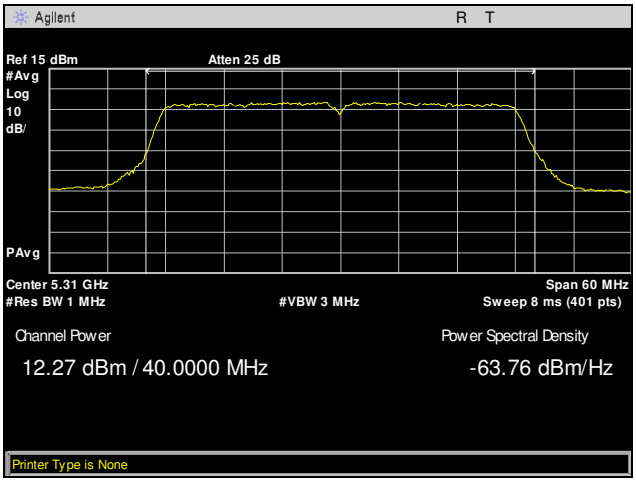

Plot 492. Conducted Output Power, 802.11n 40 MHz, 5310 MHz, Port 1, Radio 0, 8x8

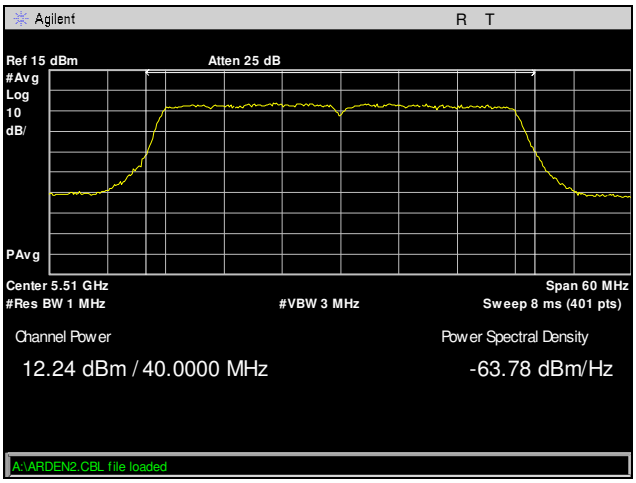

Plot 493. Conducted Output Power, 802.11n 40 MHz, 5510 MHz, Port 1, Radio 0, 8x8

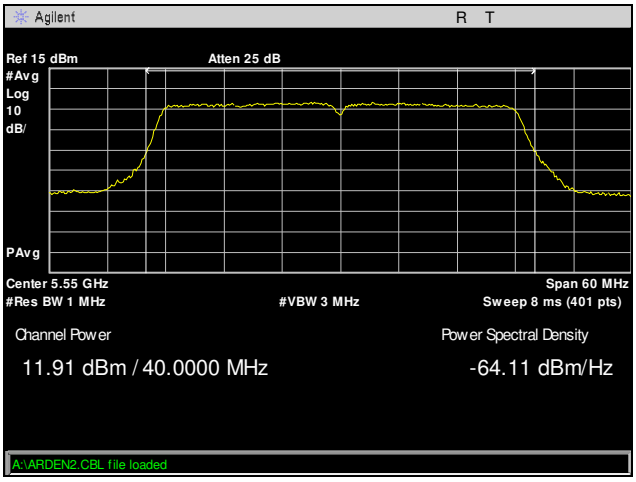

Plot 494. Conducted Output Power, 802.11n 40 MHz, 5550 MHz, Port 1, Radio 0, 8x8

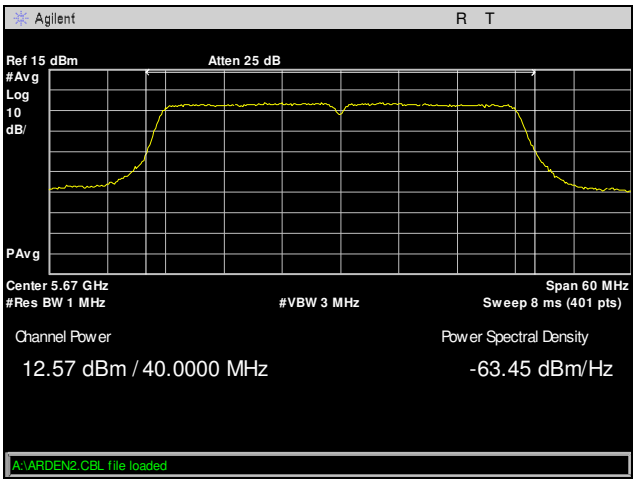

Plot 495. Conducted Output Power, 802.11n 40 MHz, 5670 MHz, Port 1, Radio 0, 8x8

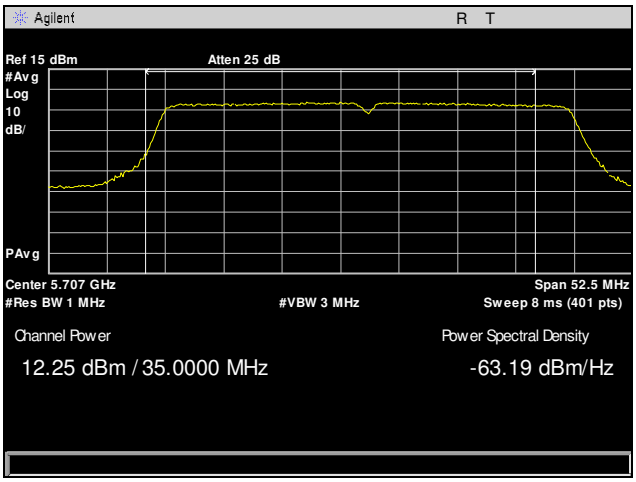

Plot 496. Conducted Output Power, 802.11n 40 MHz, 5710 MHz, Port 1, Radio 0, 8x8

Conducted Output Power, 802.11n 40 MHz, Port 2, Radio 0, 8x8

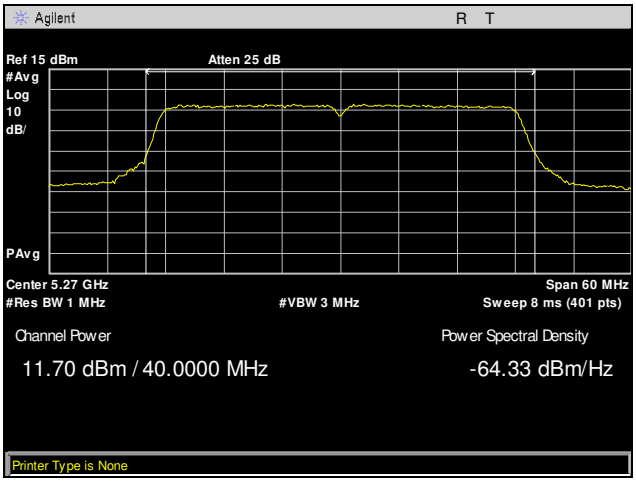

Plot 497. Conducted Output Power, 802.11n 40 MHz, 5270 MHz, Port 2, Radio 0, 8x8

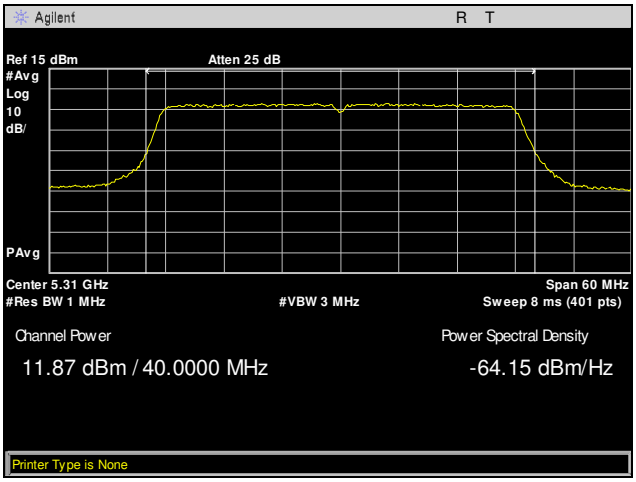

Plot 498. Conducted Output Power, 802.11n 40 MHz, 5310 MHz, Port 2, Radio 0, 8x8

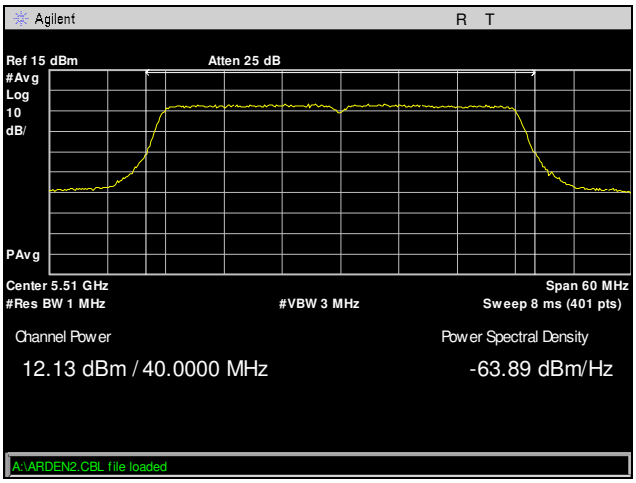

Plot 499. Conducted Output Power, 802.11n 40 MHz, 5510 MHz, Port 2, Radio 0, 8x8

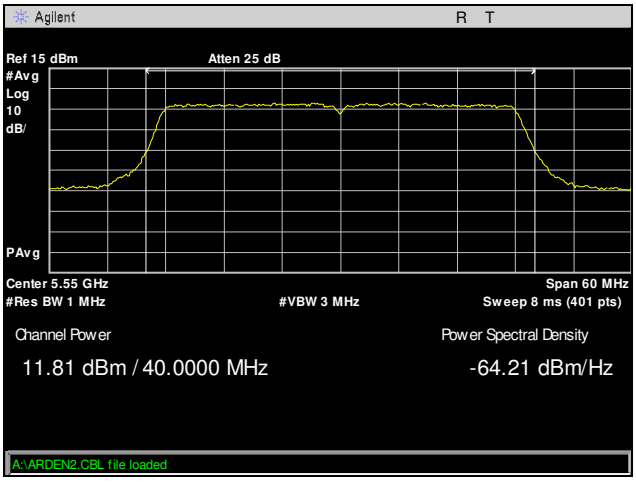

Plot 500. Conducted Output Power, 802.11n 40 MHz, 5550 MHz, Port 2, Radio 0, 8x8

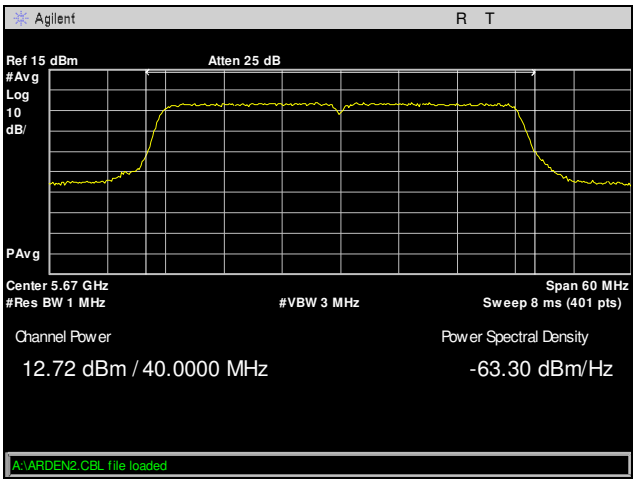

Plot 501. Conducted Output Power, 802.11n 40 MHz, 5670 MHz, Port 2, Radio 0, 8x8

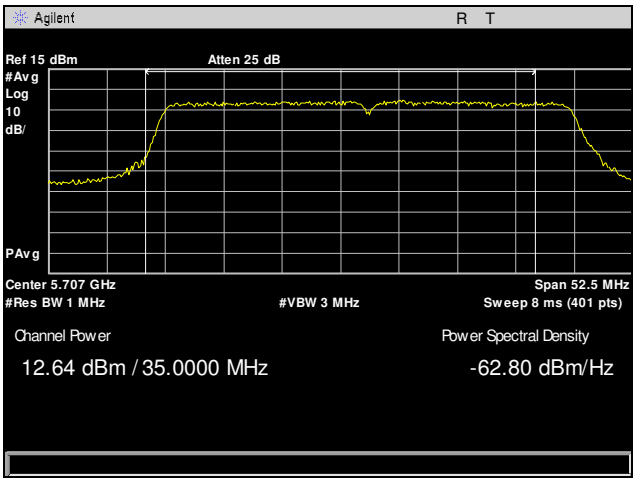

Plot 502. Conducted Output Power, 802.11n 40 MHz, 5710 MHz, Port 2, Radio 0, 8x8

 © 2017, MET Laboratories, Inc.

Conducted Output Power, 802.11n 40 MHz, Port 3, Radio 0, 8x8

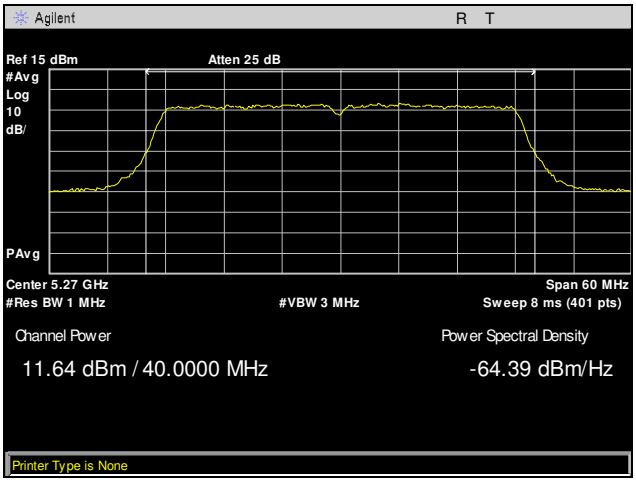

Plot 503. Conducted Output Power, 802.11n 40 MHz, 5270 MHz, Port 3, Radio 0, 8x8

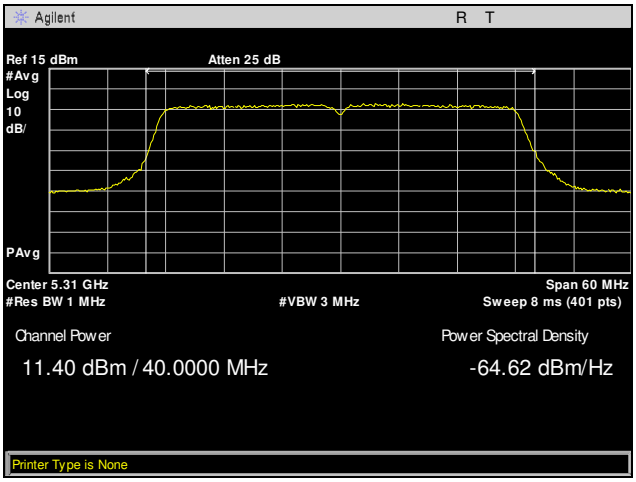

Plot 504. Conducted Output Power, 802.11n 40 MHz, 5310 MHz, Port 3, Radio 0, 8x8

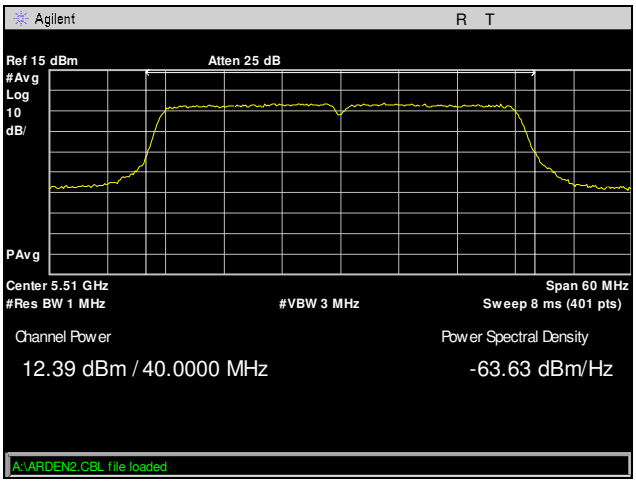

Plot 505. Conducted Output Power, 802.11n 40 MHz, 5510 MHz, Port 3, Radio 0, 8x8

 © 2017, MET Laboratories, Inc.

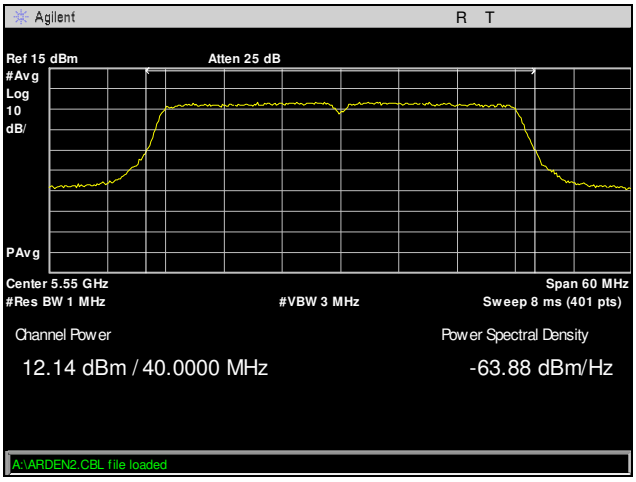

Plot 506. Conducted Output Power, 802.11n 40 MHz, 5550 MHz, Port 3, Radio 0, 8x8

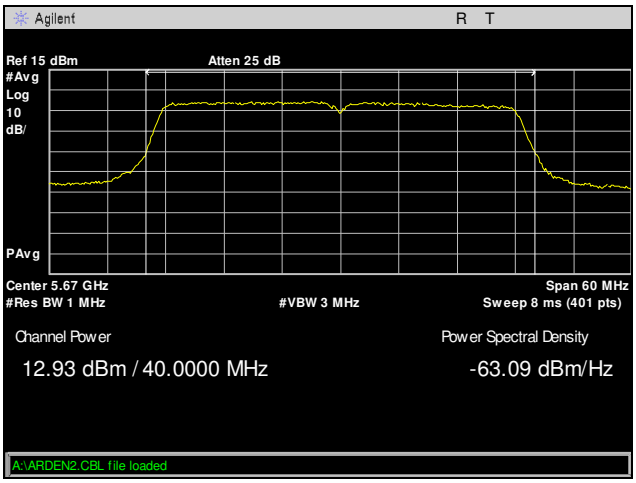

Plot 507. Conducted Output Power, 802.11n 40 MHz, 5670 MHz, Port 3, Radio 0, 8x8

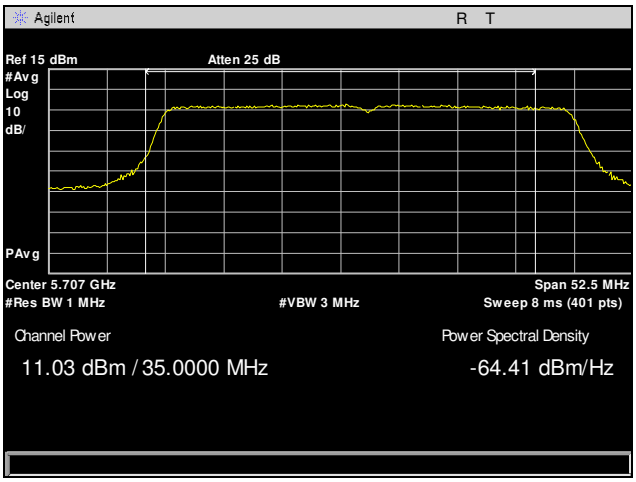

Plot 508. Conducted Output Power, 802.11n 40 MHz, 5710 MHz, Port 3, Radio 0, 8x8

Conducted Output Power, 802.11n 40 MHz, Port 4, Radio 0, 8x8

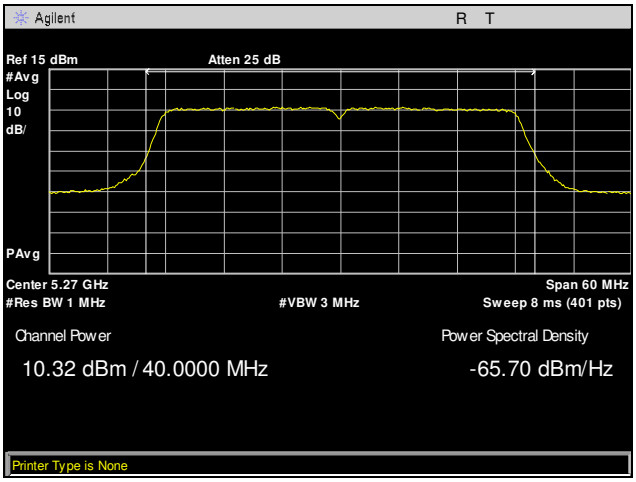

Plot 509. Conducted Output Power, 802.11n 40 MHz, 5270 MHz, Port 4, Radio 0, 8x8

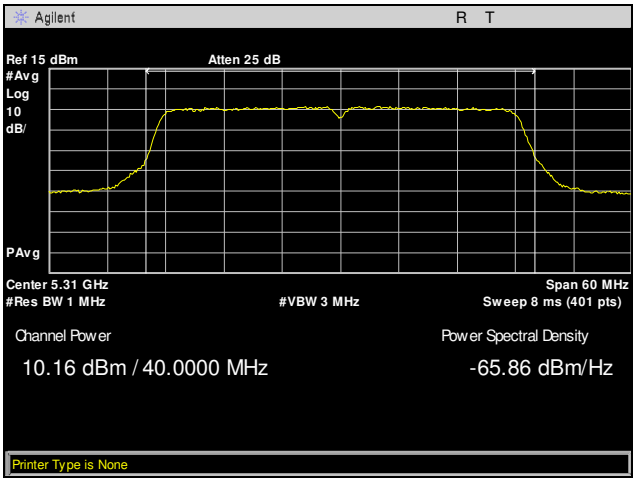

Plot 510. Conducted Output Power, 802.11n 40 MHz, 5310 MHz, Port 4, Radio 0, 8x8

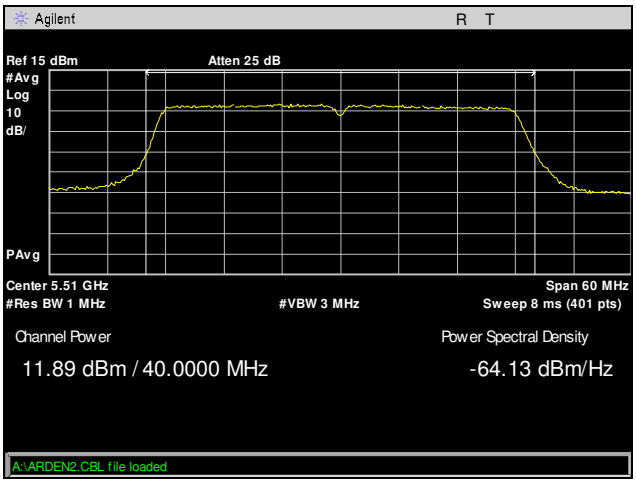

Plot 511. Conducted Output Power, 802.11n 40 MHz, 5510 MHz, Port 4, Radio 0, 8x8

 © 2017, MET Laboratories, Inc.

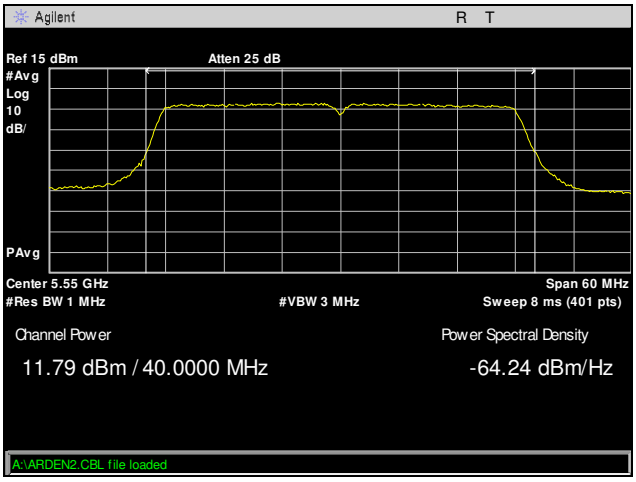

Plot 512. Conducted Output Power, 802.11n 40 MHz, 5550 MHz, Port 4, Radio 0, 8x8

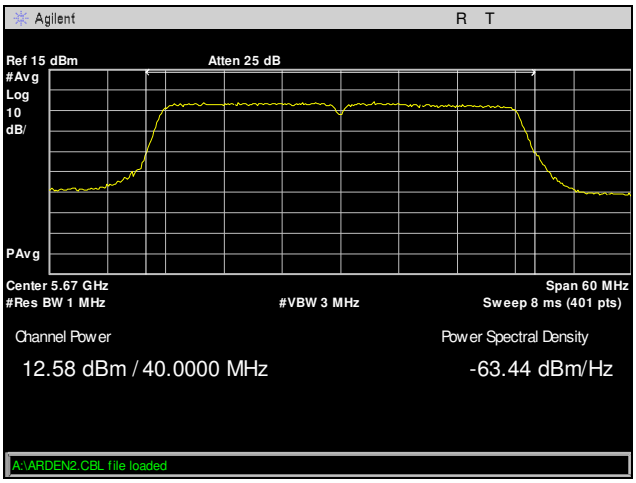

Plot 513. Conducted Output Power, 802.11n 40 MHz, 5670 MHz, Port 4, Radio 0, 8x8

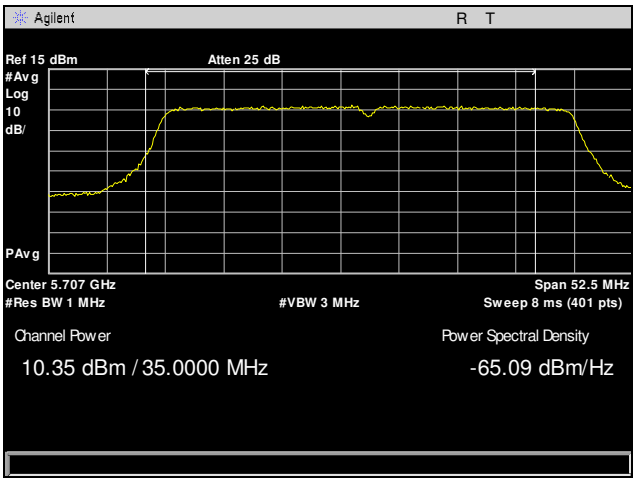

Plot 514. Conducted Output Power, 802.11n 40 MHz, 5710 MHz, Port 4, Radio 0, 8x8

 © 2017, MET Laboratories, Inc.

Conducted Output Power, 802.11n 40 MHz, Port 5, Radio 1, 8x8

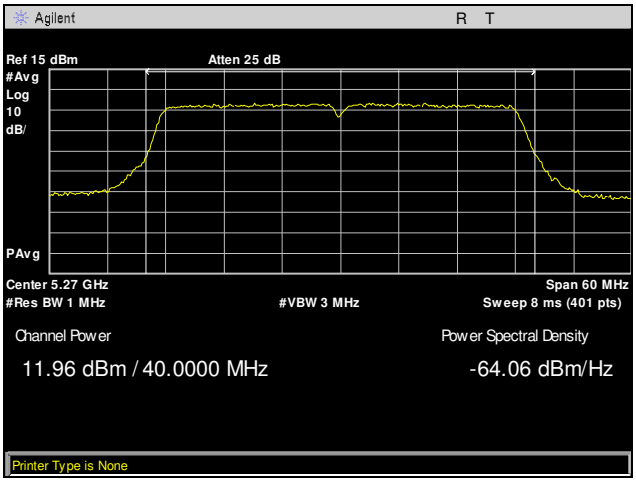

Plot 515. Conducted Output Power, 802.11n 40 MHz, 5270 MHz, Port 5, Radio 1, 8x8

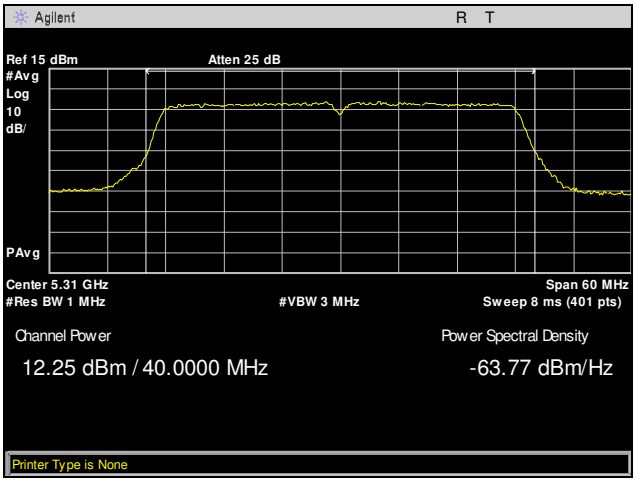

Plot 516. Conducted Output Power, 802.11n 40 MHz, 5310 MHz, Port 5, Radio 1, 8x8

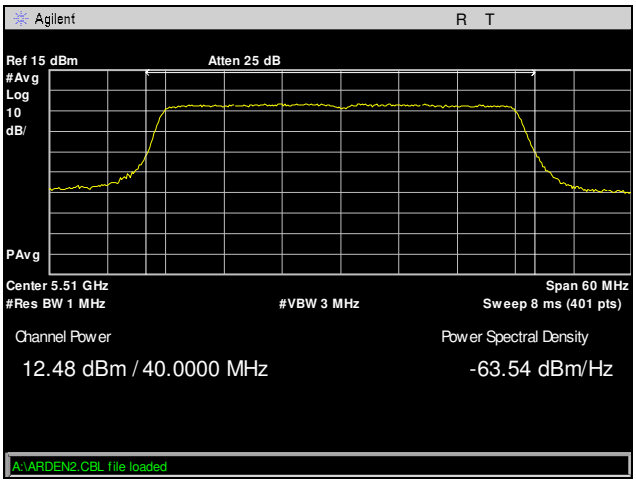

Plot 517. Conducted Output Power, 802.11n 40 MHz, 5510 MHz, Port 5, Radio 1, 8x8

 © 2017, MET Laboratories, Inc.

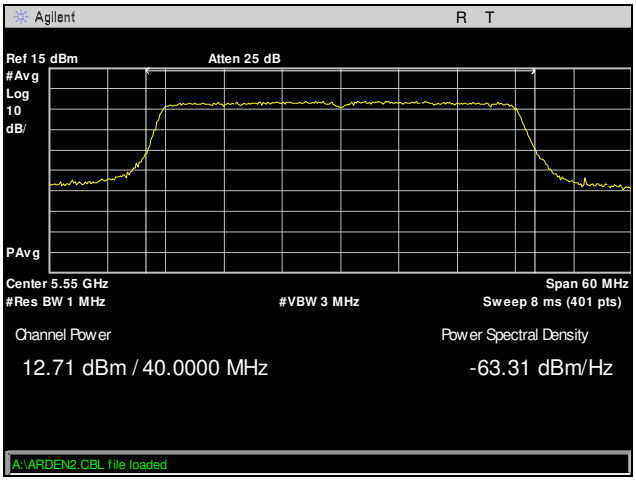

Plot 518. Conducted Output Power, 802.11n 40 MHz, 5550 MHz, Port 5, Radio 1, 8x8

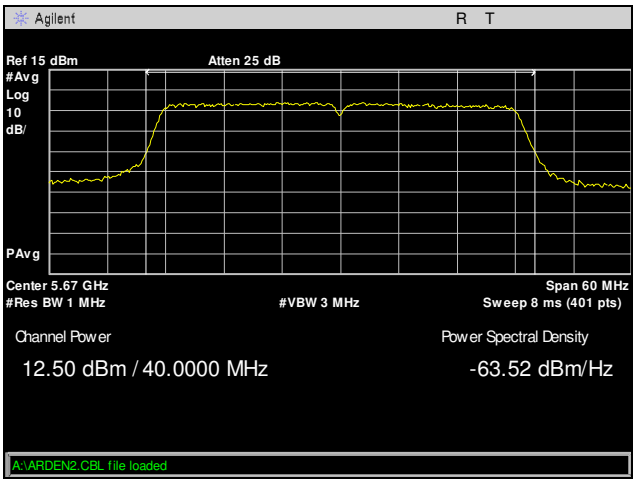

Plot 519. Conducted Output Power, 802.11n 40 MHz, 5670 MHz, Port 5, Radio 1, 8x8

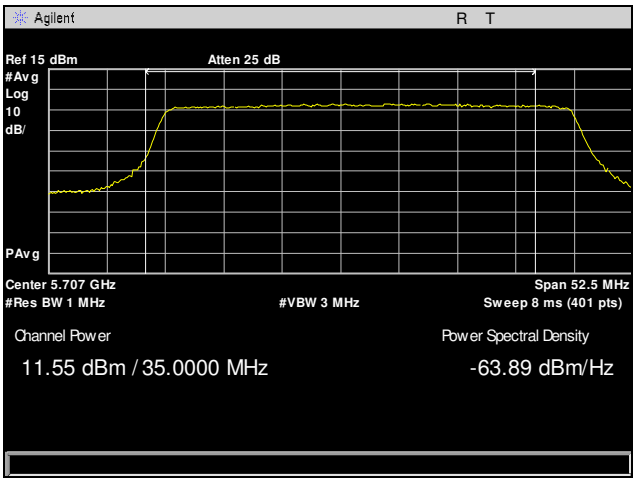

Plot 520. Conducted Output Power, 802.11n 40 MHz, 5710 MHz, Port 5, Radio 1, 8x8

Conducted Output Power, 802.11n 40 MHz, Port 6, Radio 1, 8x8

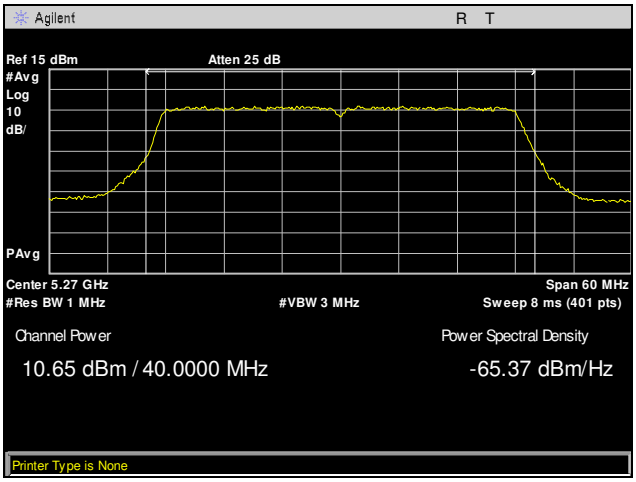

Plot 521. Conducted Output Power, 802.11n 40 MHz, 5270 MHz, Port 6, Radio 1, 8x8

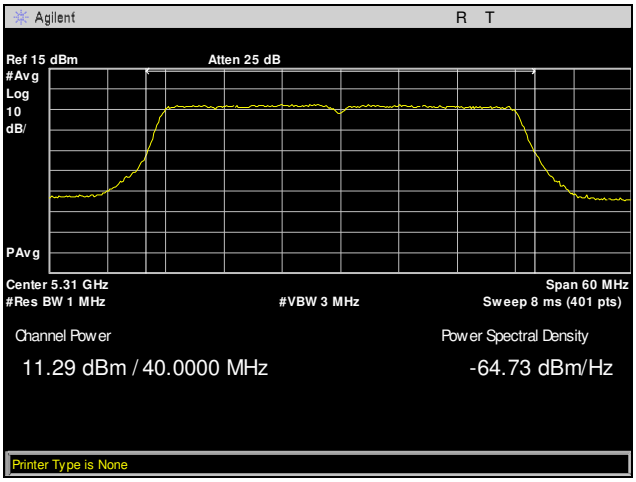

Plot 522. Conducted Output Power, 802.11n 40 MHz, 5310 MHz, Port 6, Radio 1, 8x8

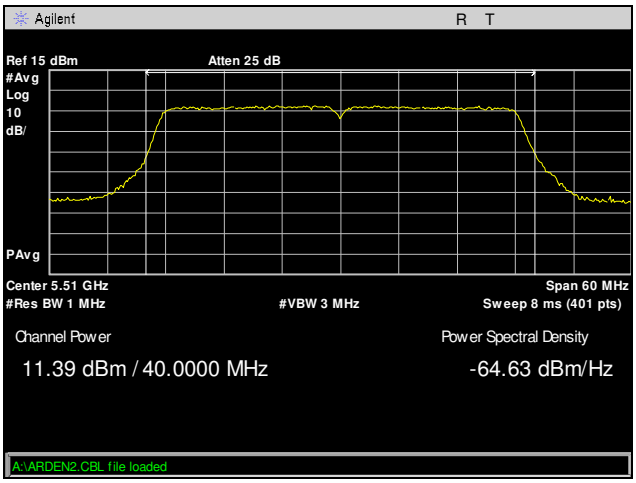

Plot 523. Conducted Output Power, 802.11n 40 MHz, 5510 MHz, Port 6, Radio 1, 8x8

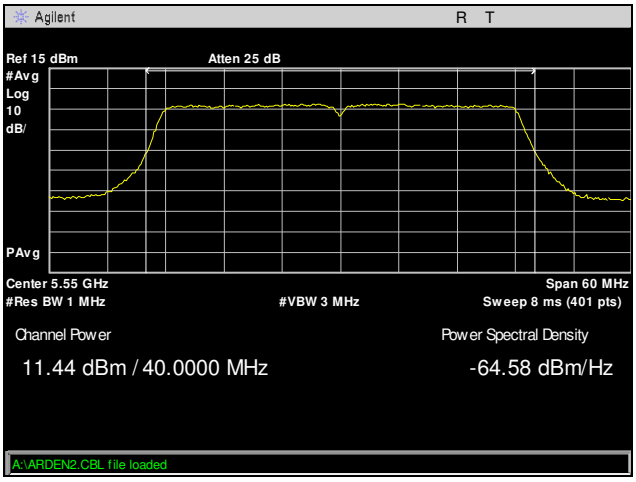

Plot 524. Conducted Output Power, 802.11n 40 MHz, 5550 MHz, Port 6, Radio 1, 8x8

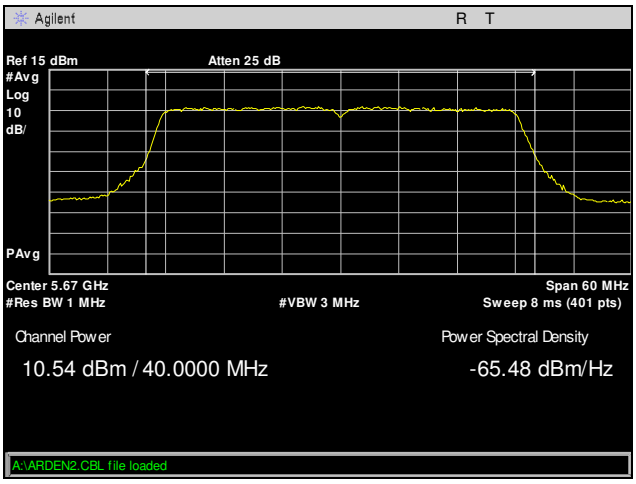

Plot 525. Conducted Output Power, 802.11n 40 MHz, 5670 MHz, Port 6, Radio 1, 8x8

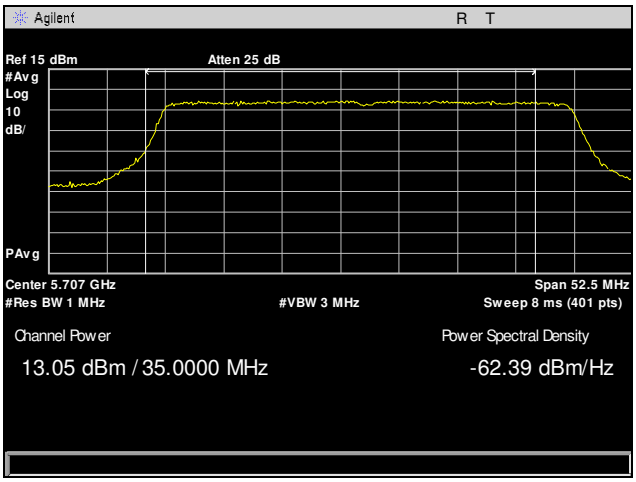

Plot 526. Conducted Output Power, 802.11n 40 MHz, 5710 MHz, Port 6, Radio 1, 8x8

Conducted Output Power, 802.11n 40 MHz, Port 7, Radio 1, 8x8

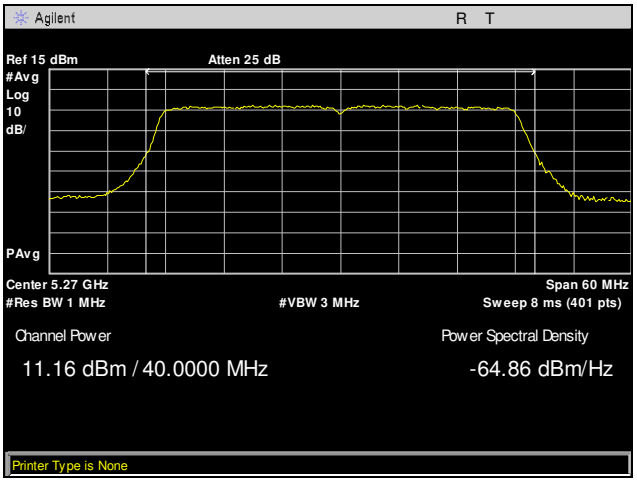

Plot 527. Conducted Output Power, 802.11n 40 MHz, 5270 MHz, Port 7, Radio 1, 8x8

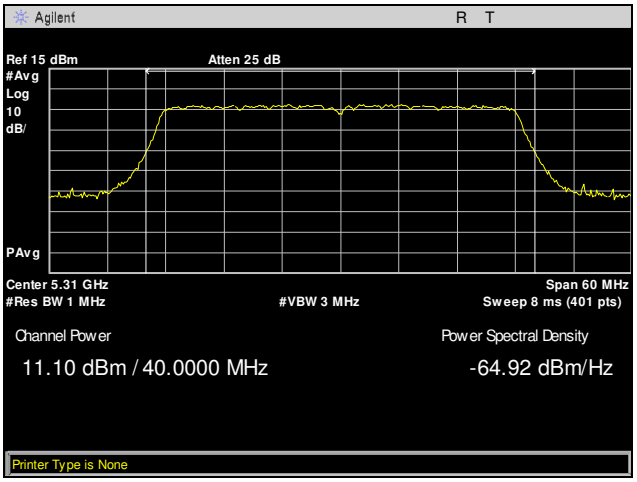

Plot 528. Conducted Output Power, 802.11n 40 MHz, 5310 MHz, Port 7, Radio 1, 8x8

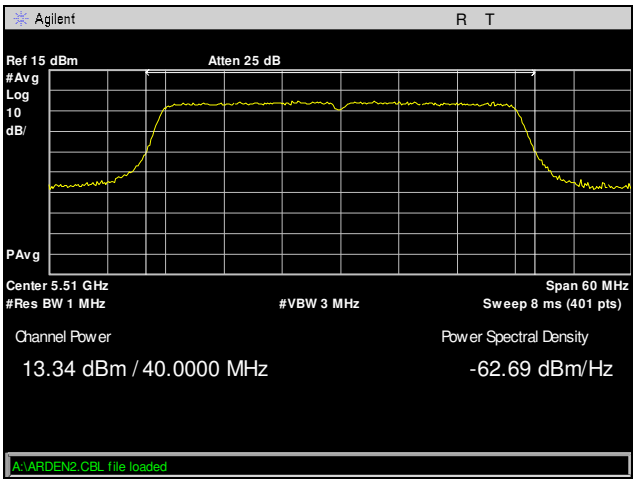

Plot 529. Conducted Output Power, 802.11n 40 MHz, 5510 MHz, Port 7, Radio 1, 8x8

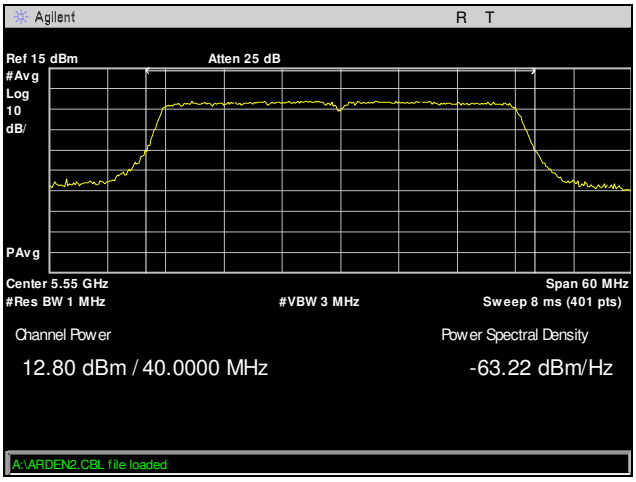

Plot 530. Conducted Output Power, 802.11n 40 MHz, 5550 MHz, Port 7, Radio 1, 8x8

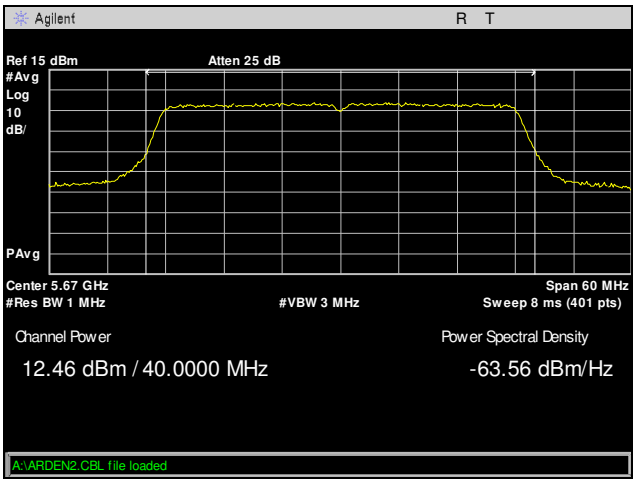

Plot 531. Conducted Output Power, 802.11n 40 MHz, 5670 MHz, Port 7, Radio 1, 8x8

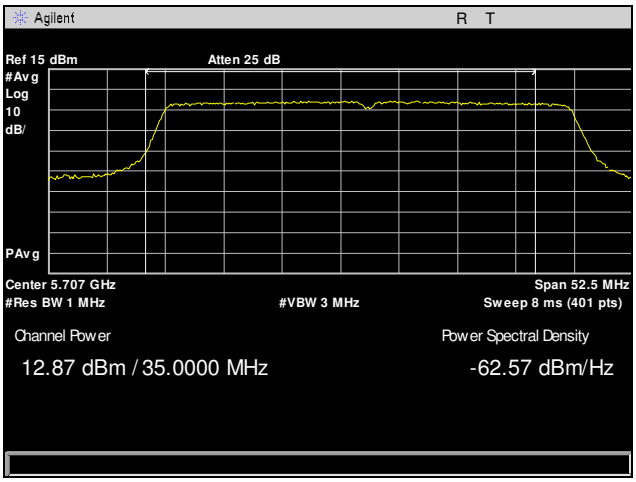

Plot 532. Conducted Output Power, 802.11n 40 MHz, 5710 MHz, Port 7, Radio 1, 8x8

Conducted Output Power, 802.11n 40 MHz, Port 8, Radio 1, 8x8

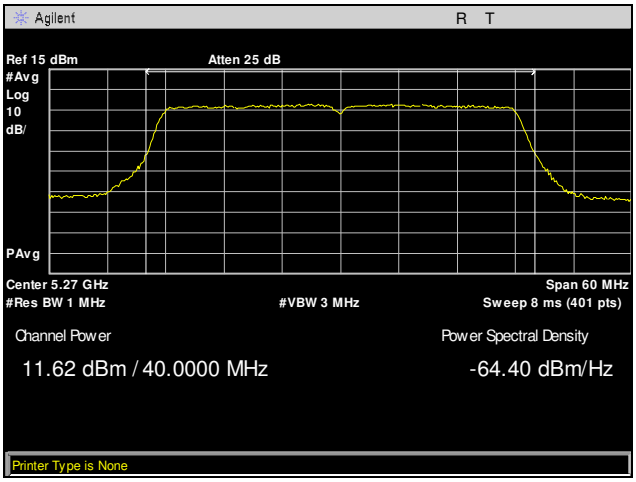

Plot 533. Conducted Output Power, 802.11n 40 MHz, 5270 MHz, Port 8, Radio 1, 8x8

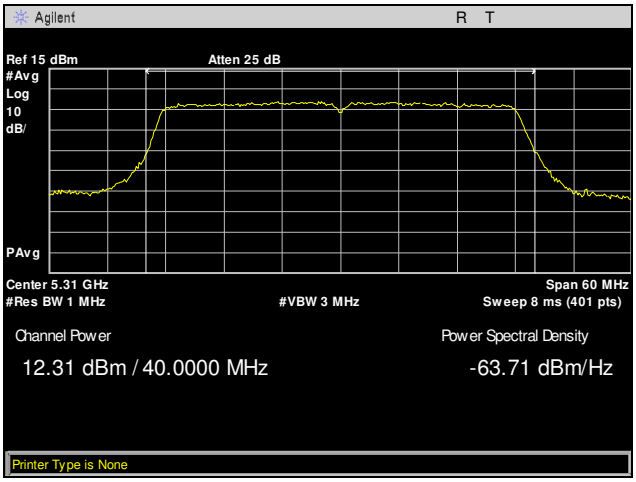

Plot 534. Conducted Output Power, 802.11n 40 MHz, 5310 MHz, Port 8, Radio 1, 8x8

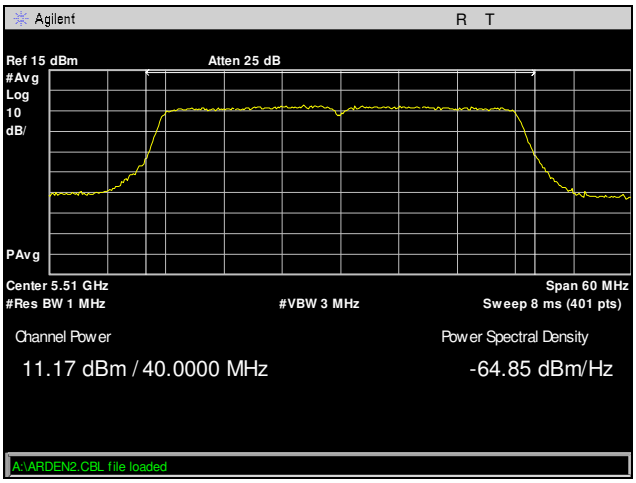

Plot 535. Conducted Output Power, 802.11n 40 MHz, 5510 MHz, Port 8, Radio 1, 8x8

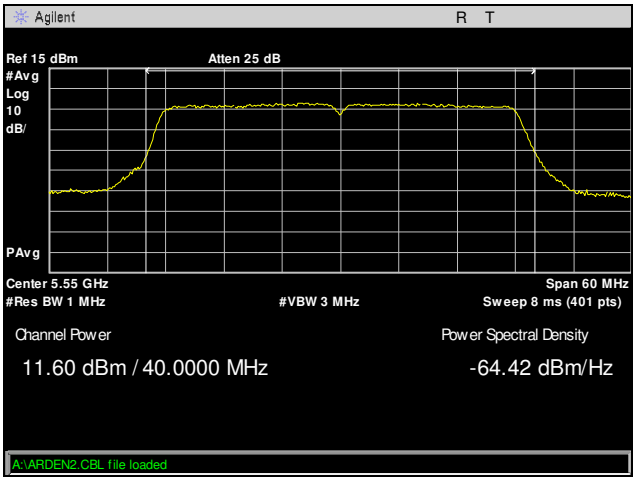

Plot 536. Conducted Output Power, 802.11n 40 MHz, 5550 MHz, Port 8, Radio 1, 8x8

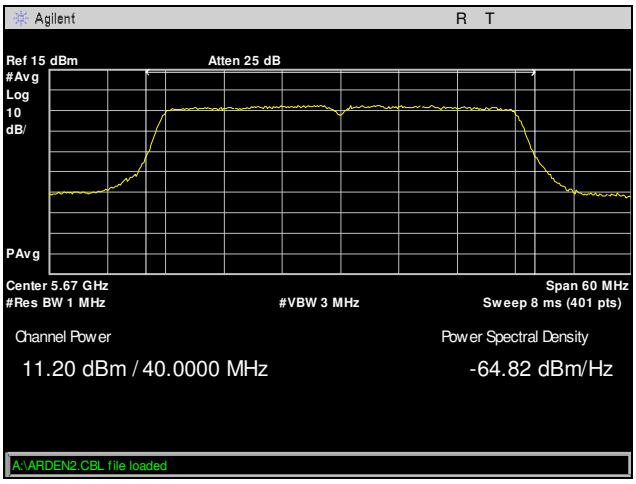

Plot 537. Conducted Output Power, 802.11n 40 MHz, 5670 MHz, Port 8, Radio 1, 8x8

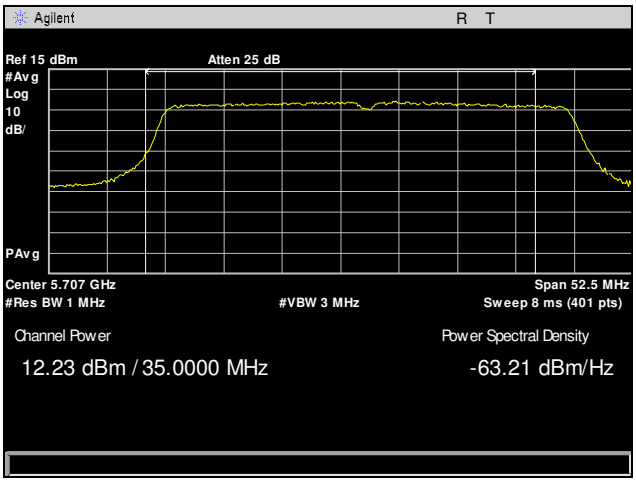

Plot 538. Conducted Output Power, 802.11n 40 MHz, 5710 MHz, Port 8, Radio 1, 8x8

 © 2017, MET Laboratories, Inc.

Electromagnetic Compatibility Criteria for Intentional Radiators

§15.407(a)(2) Maximum Power Spectral Density

Test Requirements: **§15.407(a)(2):** In addition, the maximum power spectral density shall not exceed 11 dBm in any 1 megahertz band. If transmitting antennas of directional gain greater than 6 dBi are used, both the maximum conducted output power and the maximum power spectral density shall be reduced by the amount in dB that the directional gain of the antenna exceeds 6 dBi.

Test Procedure: The EUT was connected to a spectrum analyzer through a cable and attenuator. Measurements were taken with the EUT set to transmit continuously on its low, mid, and high channels. Its power was measured according KDB 789033 D02 General UNII Test Procedures v01.

Test Results: The EUT as tested is compliant with the requirements of this section.

Test Engineer(s): Jun Qi

Test Date(s): 11/04/16

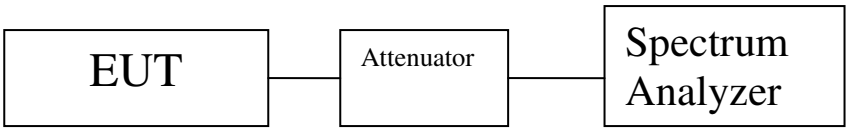

 © 2017, MET Laboratories, Inc.

UNII 2A PSD												
4x8 AC												
Center Frequency	**Bandwidth**	**Mode**	**Port 1 Data**	**Port 2 Data**	**Port 3 Data**	**Port 4 Data**	**Sum of 8 Ports**	**Limit**	**Duty Cycle Factror**	**Antenna Gain**	**Final limit**	**Margin dB**
Ch 5250M	BW 160M(UNII 2A)	ac mode	1.602	1.046	1.137	1.093	7.25	11	0.2	6.1	10.7	-3.45
Ch 5250M	BW 160M(UNII 1)	ac mode	0.895	1.218	0.776	0.054	6.78	17	0.2	6.1	16.7	-9.92
Ch 5290M	BW 80M	ac mode	1.775	0.927	0.955	-0.51	6.89	11	0.2	6.1	10.7	-3.81
Ch 5270M	BW 40M	ac mode	3.226	3.001	3.011	2.257	8.91	11	0.2	6.1	10.7	-1.79
Ch 5310M	BW 40M	ac mode	3.662	3.374	3.708	2.169	9.3	11	0.2	6.1	10.7	-1.4
Ch 5260M	BW 20M	ac mode	4.729	3.715	3.505	3.328	9.88	11	0.2	6.1	10.7	-0.82
Ch 5300M	BW 20M	ac mode	4.533	4.244	4.341	3.148	10.12	11	0.2	6.1	10.7	-0.58
Ch 5320M	BW 20M	ac mode	4.861	4.236	4.979	3.26	10.41	11	0.2	6.1	10.7	-0.29
4x8 N												
Center Frequency	**Bandwidth**	**Mode**	**Port 1 Data**	**Port 2 Data**	**Port 3 Data**	**Port 4 Data**	**Sum of 8 Ports**	**Limit**	**Duty Cycle Factror**	**Antenna Gain**	**Final limit**	**Margin dB**
Ch 5270M	BW 40M	n mode	3.77	3.118	3.358	2.555	9.25	11	0.2	6.1	10.7	-1.45
Ch 5310M	BW 40M	n mode	3.718	3.987	4.137	2.925	9.74	11	0.2	6.1	10.7	-0.96
Ch 5260M	BW 20M	n mode	4.982	4.987	4.596	3.444	10.57	11	0.2	6.1	10.7	-0.13
Ch 5300M	BW 20M	n mode	5.019	4.504	5.118	3.246	10.56	11	0.2	6.1	10.7	-0.14
Ch 5320M	BW 20M	n mode	4.553	4.89	5.148	3.483	10.59	11	0.2	6.1	10.7	-0.11
4x8 a												
Center Frequency	**Bandwidth**	**Mode**	**Port 1 Data**	**Port 2 Data**	**Port 3 Data**	**Port 4 Data**	**Sum of 8 Ports**	**Limit**	**Duty Cycle Factror**	**Antenna Gain**	**Final limit**	**Margin dB**
Ch 5260M	BW 20M	a mode	5.119	4.363	3.68	2.928	10.12	11	0.2	6.1	10.7	-0.58
Ch 5300M	BW 20M	a mode	5.086	4.348	4.698	3.05	10.39	11	0.2	6.1	10.7	-0.31
Ch 5320M	BW 20M	a mode	4.938	4.874	4.592	3.562	10.55	11	0.2	6.1	10.7	-0.15

Table 13. Power Spectral Density, Test Results, Lower Bands, 4x8

 © 2017, MET Laboratories, Inc.

UNII 2A PSD																
8x8 AC																
Center Frequency	**Bandwidth**	**Mode**	**Port 1 Data**	**Port 2 Data**	**Port 3 Data**	**Port 4 Data**	**Port 5 Data**	**Port 6 Data**	**Port 7 Data**	**Port 8 Data**	**Sum of 8 Ports**	**Limit**	**Duty Cycle**	**Antenna Gain**	**Final limit**	**Margin dB**
Ch 5250M	BW 160M (UNII 2A Part)	ac mode	-3.349	-3.13	-2.945	-4.197	-3.103	-4.638	-3.726	-3.531	5.49	11	0.2	8.5	8.3	-2.81
Ch 5250M	BW 160M (UNII 1 Part)	ac mode	-4.011	-3.003	-3.482	-4.172	-3.234	-4.596	-3.687	-3.592	5.34	17	0.2	8.5	14.3	-8.96
Ch 5290M	BW 80M	ac mode	-3.473	-3.678	-3.995	-4.735	-3.848	-2.078	-4.057	-4.02	5.36	11	0.2	8.5	8.3	-2.94
Ch 5270M	BW 40M	ac mode	-2.016	-1.977	-2.887	-3.179	-1.645	-2.416	-4.725	-2.305	6.48	11	0.2	8.5	8.3	-1.82
Ch 5310M	BW 40M	ac mode	-2.772	-1.901	-2.273	-3.77	-0.455	-2.307	-2.116	-1.995	6.93	11	0.2	8.5	8.3	-1.37
Ch 5260M	BW 20M	ac mode	-0.841	-1.019	-1.703	-2.64	-0.797	-1.691	-2.022	-1.345	7.57	11	0.2	8.5	8.3	-0.73
Ch 5300M	BW 20M	ac mode	-0.493	-1.475	-1.209	-2.785	-0.797	-1.546	-1.644	-2.092	7.58	11	0.2	8.5	8.3	-0.72
Ch 5320M	BW 20M	ac mode	-0.68	-1.058	-2.036	-2.774	-0.478	-0.705	-0.968	-1.168	7.86	11	0.2	8.5	8.3	-0.44
8x8 N																
Center Frequency	**Bandwidth**	**Mode**	**Port 1 Data**	**Port 2 Data**	**Port 3 Data**	**Port 4 Data**	**Port 5 Data**	**Port 6 Data**	**Port 7 Data**	**Port 8 Data**	**Sum of 8 Ports**	**Limit**	**Duty Cycle**	**Antenna Gain**	**Final limit**	**Margin dB**
Ch 5270M	BW 40M	n mode	-1.716	-2.357	-2.608	-3.295	-2.02	-3.032	-2.455	-1.868	6.65	11	0.2	8.5	8.3	-1.65
Ch 5310M	BW 40M	n mode	-1.613	-1.898	-2.27	-3.702	-1.414	-2.383	-2.372	-1.274	6.98	11	0.2	8.5	8.3	-1.32
Ch 5260M	BW 20M	n mode	-0.875	-1.513	-1.714	-3.533	-0.545	-0.728	-0.843	-0.303	7.88	11	0.2	8.5	8.3	-0.42
Ch 5300M	BW 20M	n mode	-0.87	-1.363	-1.422	-2.719	-0.933	-1.487	-1.151	-0.325	7.8	11	0.2	8.5	8.3	-0.5
Ch 5320M	BW 20M	n mode	-0.596	-1.411	-1.207	-3.168	-0.492	-0.96	-2.165	-0.419	7.82	11	0.2	8.5	8.3	-0.48
8x8 A																
Center Frequency	**Bandwidth**	**Mode**	**Port 1 Data**	**Port 2 Data**	**Port 3 Data**	**Port 4 Data**	**Port 5 Data**	**Port 6 Data**	**Port 7 Data**	**Port 8 Data**	**Sum of 8 Ports**	**Limit**	**Duty Cycle**	**Antenna Gain**	**Final limit**	**Margin dB**
Ch 5260M	BW 20M	a mode	-0.887	-1.28	-2.086	-3.69	-0.756	-1.106	-1.951	-0.693	7.57	11	0.2	8.5	8.3	-0.73
Ch 5300M	BW 20M	a mode	-0.749	-1.252	-1.557	-2.852	-0.502	-0.968	-0.768	0.077	8.04	11	0.2	8.5	8.3	-0.26
Ch 5320M	BW 20M	a mode	-0.932	-1.097	-1.96	-3.561	-0.757	-1.198	-2.609	-0.756	7.52	11	0.2	8.5	8.3	-0.78

Table 14. Power Spectral Density, Test Results, Lower Bands, 8x8

UNII 2C PSD												
4x8 AC												
Center Frequency	**Bandwidth**	**Mode**	**Port 1 Data**	**Port 2 Data**	**Port 3 Data**	**Port 4 Data**	**Sum of 8 Ports**	**Limit**	**Duty Cycle Factror**	**Antenna Gain**	**Final limit**	**Margin dB**
Ch 5570M	BW 160M	ac mode	-0.859	-1.411	-0.257	-1.181	5.12	11	0.2	6.1	10.7	-5.58
Ch 5530M	BW 80M	ac mode	1.045	0.641	0.961	0.49	6.82	11	0.2	6.1	10.7	-3.88
Ch 5610M	BW 80M	ac mode	1.364	0.48	1.851	0.761	7.17	11	0.2	6.1	10.7	-3.53
Ch 5690M	BW 80M(UNII 2C)	ac mode	1.371	0.608	1.348	0.713	7.05	11	0.2	6.1	10.7	-3.65
Ch 5510M	BW 40M	ac mode	3.783	3.195	4.397	3.608	9.79	11	0.2	6.1	10.7	-0.91
Ch 5550M	BW 40M	ac mode	3.247	3.188	3.497	3.102	9.29	11	0.2	6.1	10.7	-1.41
Ch 5670M	BW 40M	ac mode	3.232	2.572	4.274	3.259	9.4	11	0.2	6.1	10.7	-1.3
Ch 5710M	BW 40M(UNII 2C)	ac mode	4.065	4.36	2.839	2.414	9.52	11	0.2	6.1	10.7	-1.18
Ch 5500M	BW 20M	ac mode	4.485	3.528	4.566	3.417	10.06	11	0.2	6.1	10.7	-0.64
Ch 5580M	BW 20M	ac mode	4.517	4.426	4.693	3.861	10.41	11	0.2	6.1	10.7	-0.29
Ch 5680M	BW 20M	ac mode	4.508	4.497	4.926	2.996	10.32	11	0.2	6.1	10.7	-0.38
Ch 5700M	BW 20M	ac mode	4.842	4.359	3.407	2.155	9.83	11	0.2	6.1	10.7	-0.87
Ch 5720M	BW 20M(UNII 2C)	ac mode	4.976	4.968	3.871	2.331	10.19	11	0.2	6.1	10.7	-0.51
4x8 N												
Center Frequency	**Bandwidth**	**Mode**	**Port 1 Data**	**Port 2 Data**	**Port 3 Data**	**Port 4 Data**	**Sum of 8 Ports**	**Limit**	**Duty Cycle Factror**	**Antenna Gain**	**Final limit**	**Margin dB**
Ch 5510M	BW 40M	n mode	2.775	2.385	4.403	3.958	9.48	11	0.2	6.1	10.7	-1.22
Ch 5550M	BW 40M	n mode	3.523	2.441	4.594	4.147	9.77	11	0.2	6.1	10.7	-0.93
Ch 5670M	BW 40M	n mode	2.783	1.747	3.679	3.586	9.04	11	0.2	6.1	10.7	-1.66
Ch 5710M	BW 40M(UNII 2C)	n mode	3.216	3.928	3.032	2.086	9.14	11	0.2	6.1	10.7	-1.56
Ch 5500M	BW 20M	n mode	4.411	4.114	5.522	3.888	10.56	11	0.2	6.1	10.7	-0.14
Ch 5580M	BW 20M	n mode	4.525	4.318	5.304	4.098	10.61	11	0.2	6.1	10.7	-0.09
Ch 5680M	BW 20M	n mode	4.463	3.963	4.671	3.838	10.27	11	0.2	6.1	10.7	-0.43
Ch 5700M	BW 20M	n mode	4.552	4.821	3.436	2.794	10	11	0.2	6.1	10.7	-0.7
Ch 5720M	BW 20M(UNII 2C)	n mode	4.082	4.182	3.998	2.244	9.72	11	0.2	6.1	10.7	-0.98
4x8 a												
Center Frequency	**Bandwidth**	**Mode**	**Port 1 Data**	**Port 2 Data**	**Port 3 Data**	**Port 4 Data**	**Sum of 8 Ports**	**Limit**	**Duty Cycle Factror**	**Antenna Gain**	**Final limit**	**Margin dB**
Ch 5500M	BW 20M	a mode	3.815	3.913	4.876	3.959	10.19	11	0.2	6.1	10.7	-0.51
Ch 5580M	BW 20M	a mode	4.604	3.547	5.215	4.162	10.45	11	0.2	6.1	10.7	-0.25
Ch 5680M	BW 20M	a mode	4.313	3.493	4.745	3.625	10.1	11	0.2	6.1	10.7	-0.6
Ch 5700M	BW 20M	a mode	4.761	4.014	4.081	3.294	10.09	11	0.2	6.1	10.7	-0.61
Ch 5720M	BW 20M(UNII 2C)	a mode	4.222	4.505	3.567	3.123	9.91	11	0.2	6.1	10.7	-0.79

Table 15. Power Spectral Density, Test Results, Upper Bands, 4x8

 © 2017, MET Laboratories, Inc.

UNII 2C POWER																
8x8 AC																
Center Frequency	**Bandwidth**	**Mode**	**Port 1 Data**	**Port 2 Data**	**Port 3 Data**	**Port 4 Data**	**Port 5 Data**	**Port 6 Data**	**Port 7 Data**	**Port 8 Data**	**Sum of 8 Ports**	**Limit**	**Duty Cycle**	**Antenna Gain**	**Final limit**	**Margin dB**
Ch 5570M	BW 160M	ac mode	-5.199	-5.811	-5.457	-6.015	-5.359	-7.695	-5.424	-6.184	3.2	11	0.2	8.5	8.3	-5.1
Ch 5530M	BW 80M	ac mode	-4.767	-4.164	-4.469	-5.336	-3.47	-4.724	-3.284	-4.997	4.69	11	0.2	8.5	8.3	-3.61
Ch 5610M	BW 80M	ac mode	-4.833	-4.864	-5.003	-5.347	-3.801	-4.522	-3.28	-4.014	4.63	11	0.2	8.5	8.3	-3.67
Ch 5690M	BW 80M (UNII 2C)	ac mode	-3.946	-4.778	-4.354	-5.916	-2.316	-4.537	-3.306	-4.581	4.94	11	0.2	8.5	8.3	-3.36
Ch 5510M	BW 40M	ac mode	-1.591	-2.267	-1.387	-2.343	-0.199	-2.729	-0.918	-2.66	7.36	11	0.2	8.5	8.3	-0.94
Ch 5550M	BW 40M	ac mode	-2.14	-2.454	-2.202	-2.616	-0.965	-2.796	-2.63	-3.637	6.66	11	0.2	8.5	8.3	-1.64
Ch 5670M	BW 40M	ac mode	-3.448	-3.015	-3.156	-3.54	-0.951	-2.695	-2.151	-2.959	6.37	11	0.2	8.5	8.3	-1.93
Ch 5710M	BW 40M (UNII 2C)	ac mode	-1.038	-0.821	-2.586	-2.899	-1.958	-0.661	-0.535	-1.21	7.65	11	0.2	8.5	8.3	-0.65
Ch 5500M	BW 20M	ac mode	-1.021	-1.325	-2.128	-2.438	0.712	-1.549	-2.513	-0.821	7.77	11	0.2	8.5	8.3	-0.53
Ch 5580M	BW 20M	ac mode	-0.549	-1.234	-1.361	-1.825	0.113	-2.071	-0.808	-0.982	8	11	0.2	8.5	8.3	-0.3
Ch 5680M	BW 20M	ac mode	-0.531	-0.918	-1.002	-2.118	0.349	-1.463	-0.388	-0.849	8.22	11	0.2	8.5	8.3	-0.08
Ch 5700M	BW 20M	ac mode	-0.718	-0.426	-2.68	-4.283	-1.297	-0.539	-0.481	-0.709	7.81	11	0.2	8.5	8.3	-0.49
Ch 5720M	BW 20M (UNII 2C)	ac mode	-0.56	-0.272	-2.61	-3.145	-0.951	-0.16	-0.073	-0.793	8.09	11	0.2	8.5	8.3	-0.21
8x8 N																
Center Frequency	**Bandwidth**	**Mode**	**Port 1 Data**	**Port 2 Data**	**Port 3 Data**	**Port 4 Data**	**Port 5 Data**	**Port 6 Data**	**Port 7 Data**	**Port 8 Data**	**Sum of 8 Ports**	**Limit**	**Duty Cycle**	**Antenna Gain**	**Final limit**	**Margin dB**
Ch 5510M	BW 40M	n mode	-1.474	-1.4	-1.427	-1.943	-1.146	-2.639	-0.507	-1.512	7.57	11	0.2	8.5	8.3	-0.73
Ch 5550M	BW 40M	n mode	-1.508	-1.906	-1.562	-2.547	-1.176	-2.488	-1	-2.029	7.29	11	0.2	8.5	8.3	-1.01
Ch 5670M	BW 40M	n mode	-1.147	-1.549	-0.733	-0.723	-0.587	-2.903	-1.034	-2.531	7.71	11	0.2	8.5	8.3	-0.59
Ch 5710M	BW 40M (UNII 2C)	n mode	-1.018	-0.497	-3.077	-3.513	-1.744	-0.792	-1.124	-0.946	7.56	11	0.2	8.5	8.3	-0.74
Ch 5500M	BW 20M	n mode	-1.043	-1.882	-2.203	-1.537	-0.483	-1.654	-0.226	-1.09	7.82	11	0.2	8.5	8.3	-0.48
Ch 5580M	BW 20M	n mode	-0.835	-1.454	-0.133	-1.023	-0.555	-1.757	-0.482	-1.29	8.12	11	0.2	8.5	8.3	-0.18
Ch 5680M	BW 20M	n mode	-1.411	-1.557	-1.782	-3.087	-0.088	-1.164	-0.14	-1.241	7.82	11	0.2	8.5	8.3	-0.48
Ch 5700M	BW 20M	n mode	-1.175	-1.566	-3.196	-3.057	-2.06	-1.258	-0.504	-0.9	7.41	11	0.2	8.5	8.3	-0.89
Ch 5720M	BW 20M (UNII 2C)	n mode	-0.951	-0.094	-2.167	-4.106	-0.647	0.064	0.03	-0.565	8.16	11	0.2	8.5	8.3	-0.14
8x8 A																
Center Frequency	**Bandwidth**	**Mode**	**Port 1 Data**	**Port 2 Data**	**Port 3 Data**	**Port 4 Data**	**Port 5 Data**	**Port 6 Data**	**Port 7 Data**	**Port 8 Data**	**Sum of 8 Ports**	**Limit**	**Duty Cycle**	**Antenna Gain**	**Final limit**	**Margin dB**
Ch 5500M	BW 20M	a mode	-0.79	-1.031	0.263	-0.765	-0.801	-1.992	-0.475	-0.928	8.26	11	0.2	8.5	8.3	-0.04
Ch 5580M	BW 20M	a mode	-0.902	-0.759	-0.98	-1.276	-0.897	-1.382	-0.607	-1.286	8.03	11	0.2	8.5	8.3	-0.27
Ch 5680M	BW 20M	a mode	-0.999	-1.49	-1.392	-1.957	-1.019	-1.993	-0.987	-1.103	7.69	11	0.2	8.5	8.3	-0.61
Ch 5700M	BW 20M	a mode	-0.906	-0.364	-1.698	-2.425	-2.714	-1.788	-1.191	-1.165	7.57	11	0.2	8.5	8.3	-0.73
Ch 5720M	BW 20M (UNII 2C)	a mode	-0.407	-0.332	-1.723	-2.283	-1.132	-0.534	-1.321	-0.357	8.08	11	0.2	8.5	8.3	-0.22

Table 16. Power Spectral Density, Test Results, Upper Bands, 8x8

Power Spectral Density, 802.11a, Port 1, Radio 0, 4x8

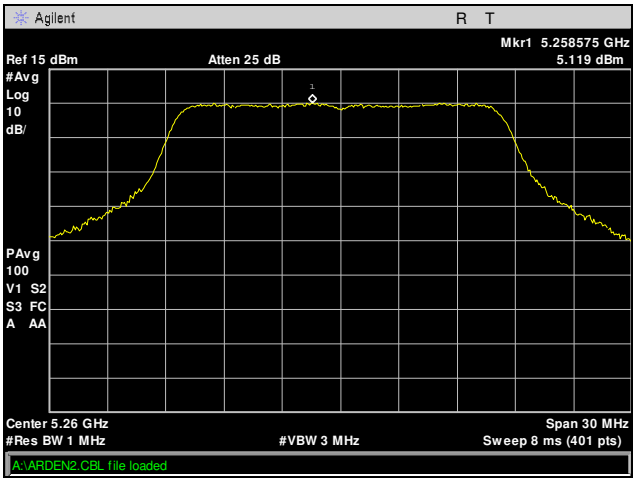

Plot 539. Power Spectral Density, 802.11a, 5260 MHz, Port 1, Radio 0, 4x8

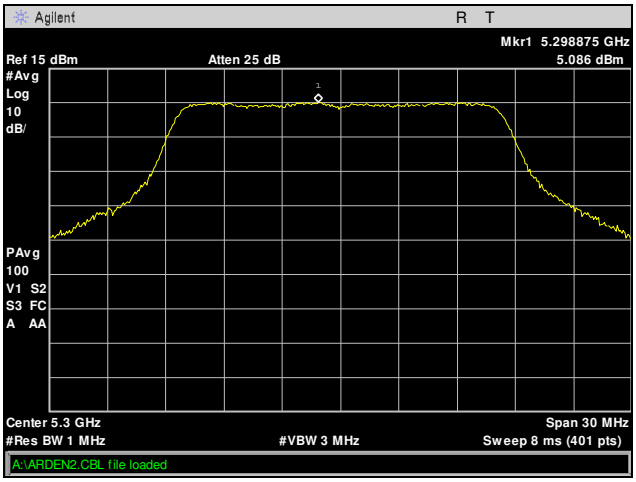

Plot 540. Power Spectral Density, 802.11a, 5300 MHz, Port 1, Radio 0, 4x8

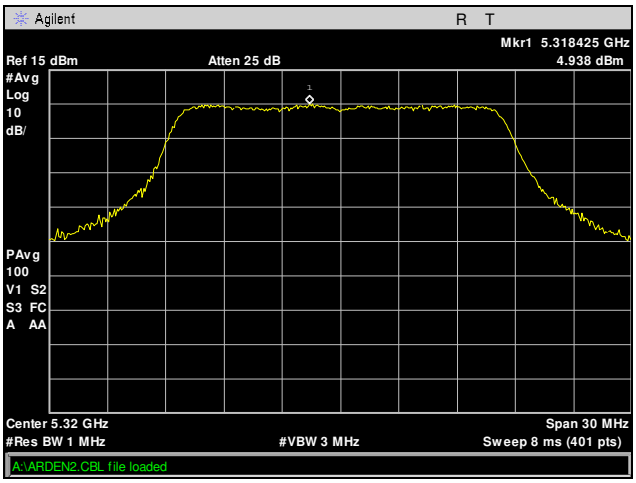

Plot 541. Power Spectral Density, 802.11a, 5320 MHz, Port 1, Radio 0, 4x8

 © 2017, MET Laboratories, Inc.

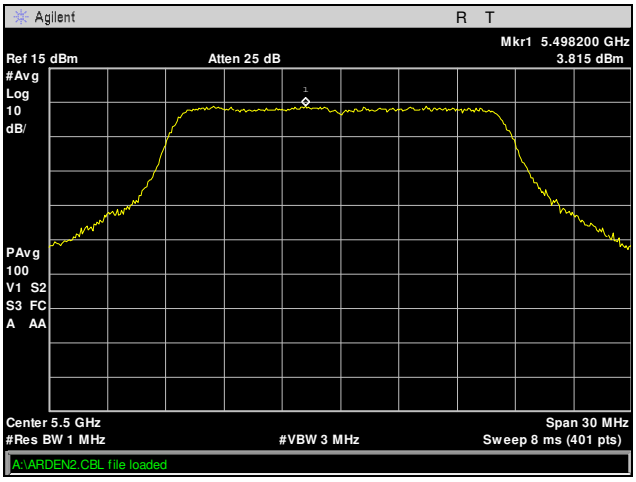

Plot 542. Power Spectral Density, 802.11a, 5500 MHz, Port 1, Radio 0, 4x8

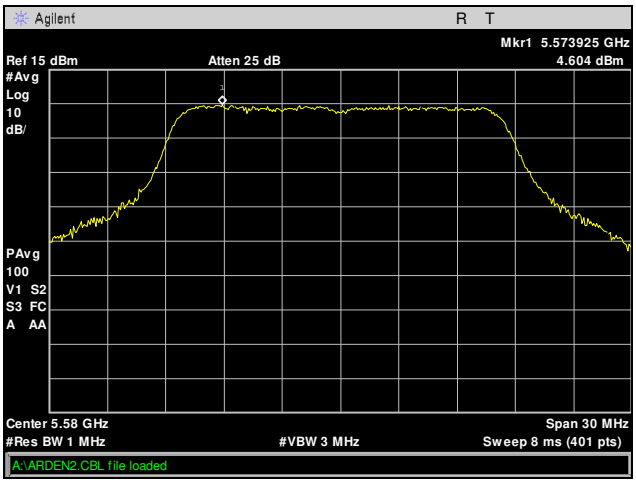

Plot 543. Power Spectral Density, 802.11a, 5580 MHz, Port 1, Radio 0, 4x8

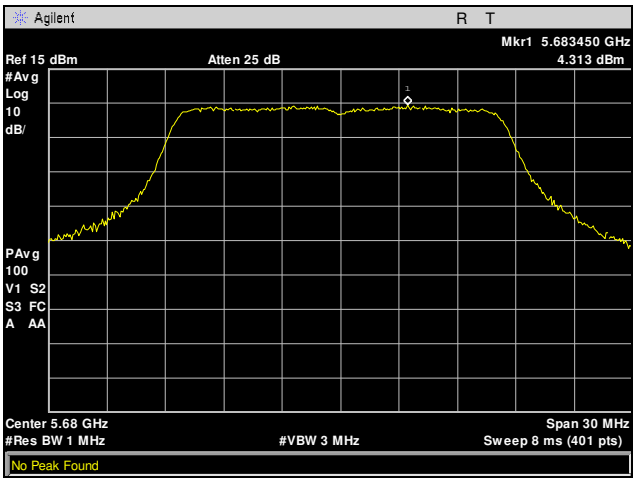

Plot 544. Power Spectral Density, 802.11a, 5680 MHz, Port 1, Radio 0, 4x8

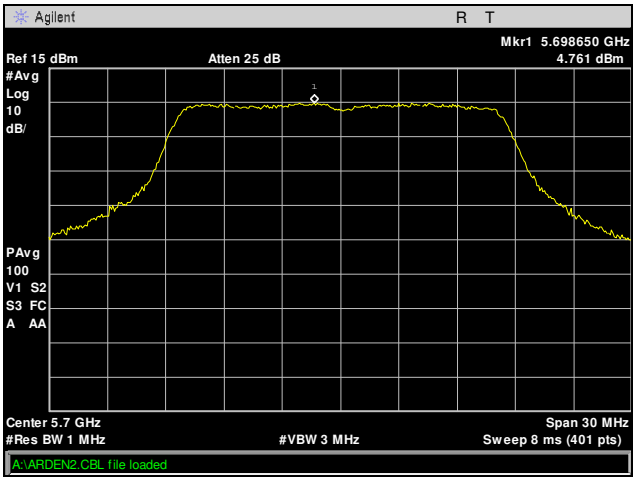

Plot 545. Power Spectral Density, 802.11a, 5700 MHz, Port 1, Radio 0, 4x8

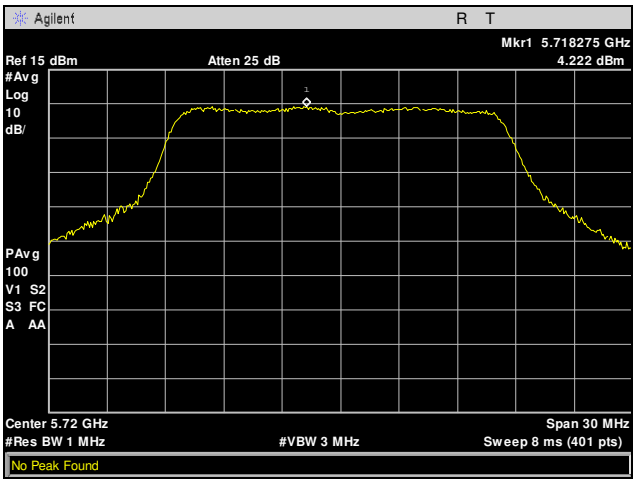

Plot 546. Power Spectral Density, 802.11a, 5720 MHz, Port 1, Radio 0, 4x8

Power Spectral Density, 802.11a, Port 2, Radio 0, 4x8

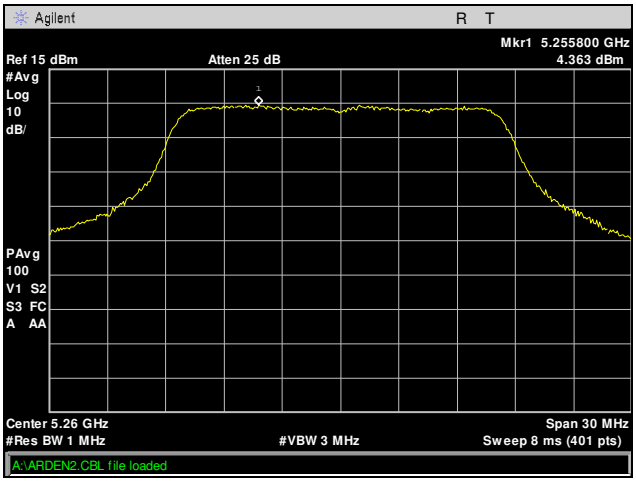

Plot 547. Power Spectral Density, 802.11a, 5260 MHz, Port 2, Radio 0, 4x8

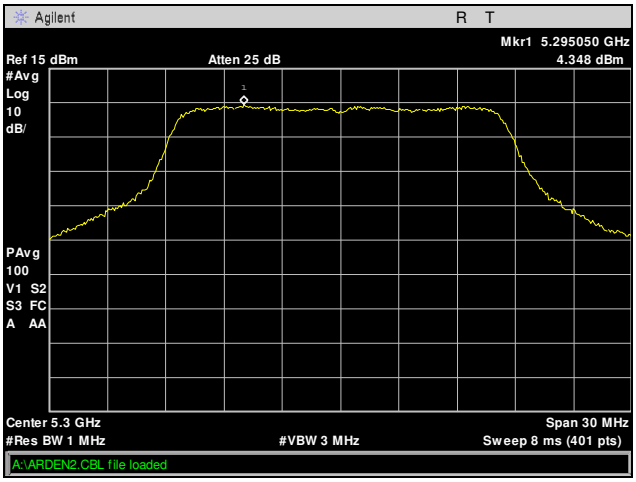

Plot 548. Power Spectral Density, 802.11a, 5300 MHz, Port 2, Radio 0, 4x8

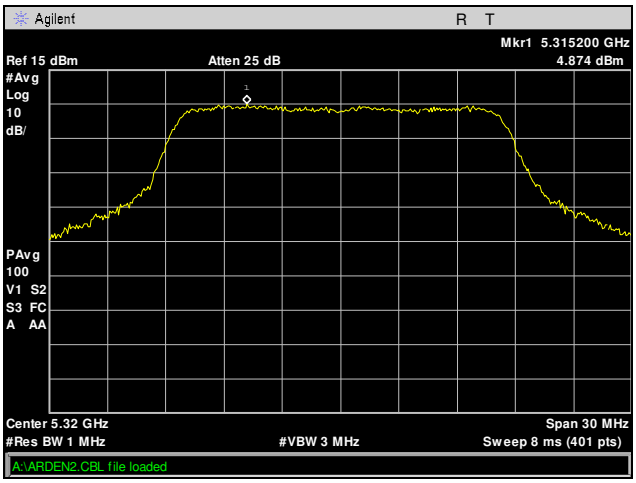

Plot 549. Power Spectral Density, 802.11a, 5320 MHz, Port 2, Radio 0, 4x8

 © 2017, MET Laboratories, Inc.

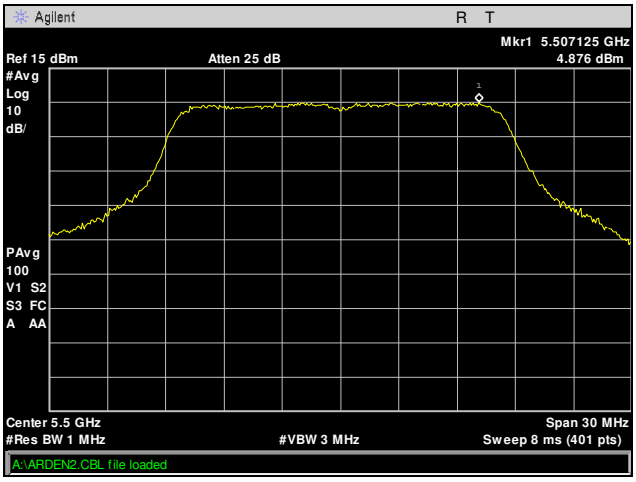

Plot 550. Power Spectral Density, 802.11a, 5500 MHz, Port 2, Radio 0, 4x8

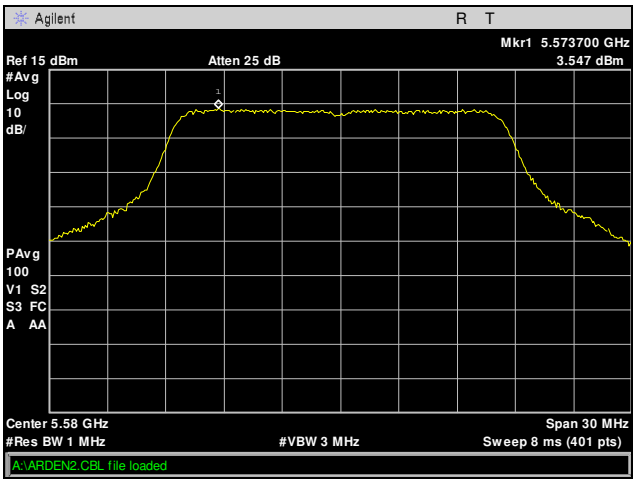

Plot 551. Power Spectral Density, 802.11a, 5580 MHz, Port 2, Radio 0, 4x8

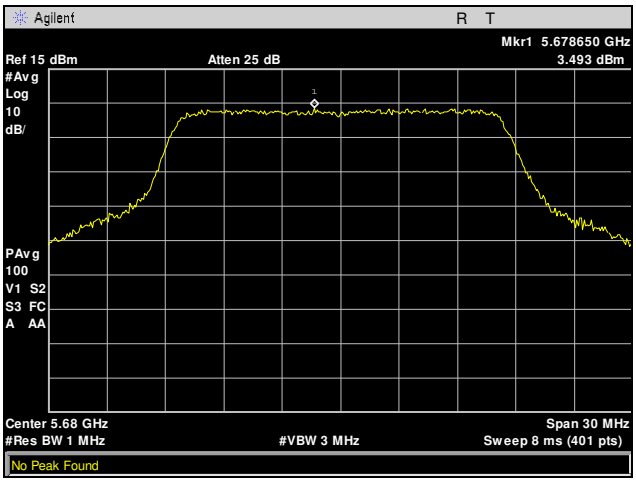

Plot 552. Power Spectral Density, 802.11a, 5680 MHz, Port 2, Radio 0, 4x8

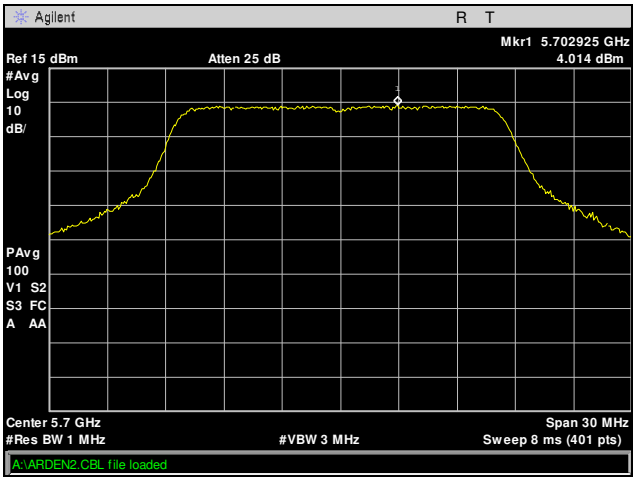

Plot 553. Power Spectral Density, 802.11a, 5700 MHz, Port 2, Radio 0, 4x8

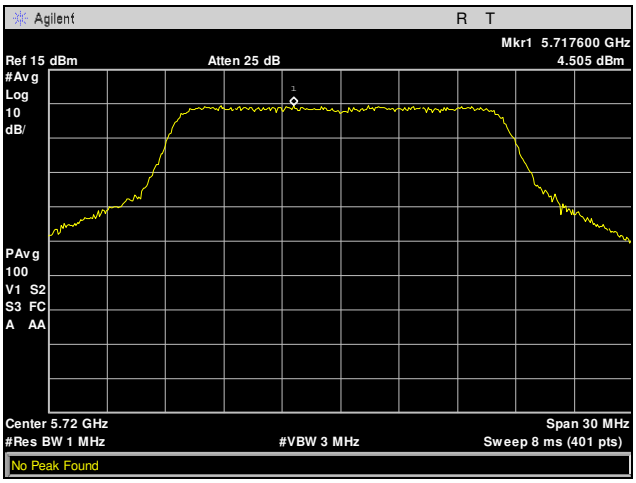

Plot 554. Power Spectral Density, 802.11a, 5720 MHz, Port 2, Radio 0, 4x8

Power Spectral Density, 802.11a, Port 3, Radio 0, 4x8

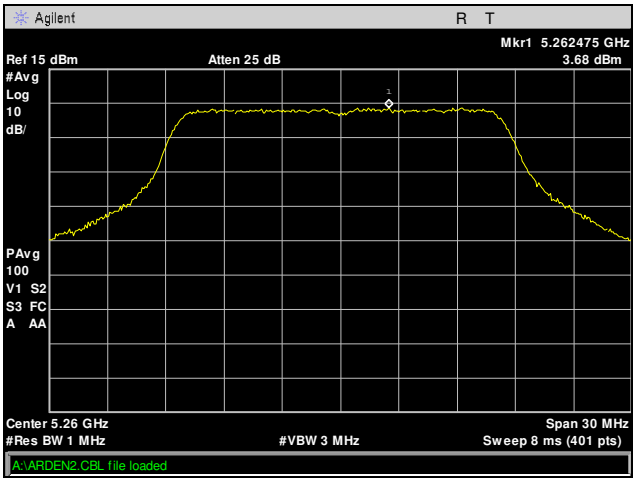

Plot 555. Power Spectral Density, 802.11a, 5260 MHz, Port 3, Radio 0, 4x8

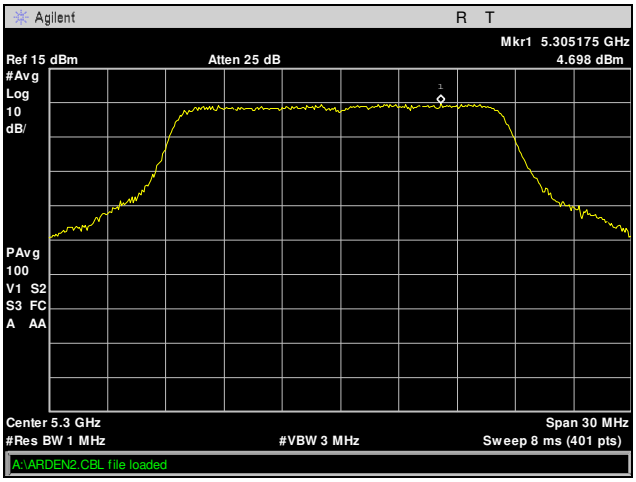

Plot 556. Power Spectral Density, 802.11a, 5300 MHz, Port 3, Radio 0, 4x8

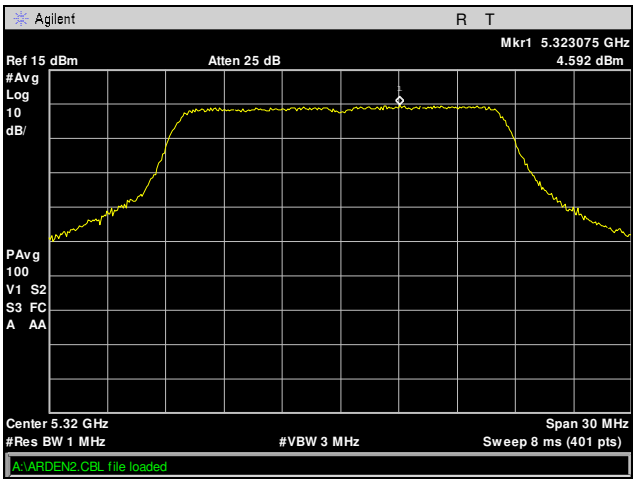

Plot 557. Power Spectral Density, 802.11a, 5320 MHz, Port 3, Radio 0, 4x8

 © 2017, MET Laboratories, Inc.

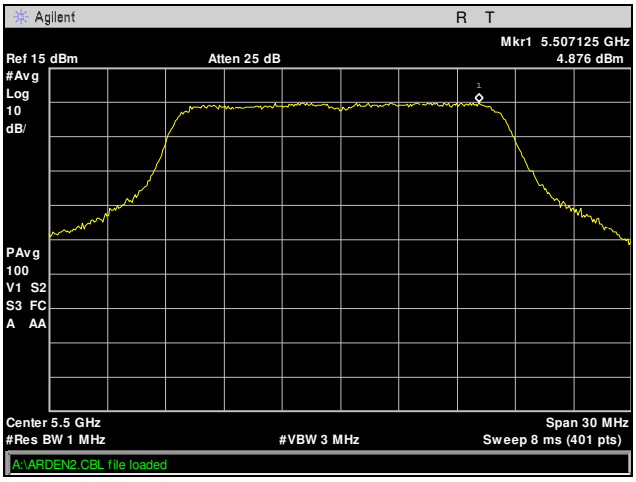

Plot 558. Power Spectral Density, 802.11a, 5500 MHz, Port 3, Radio 0, 4x8

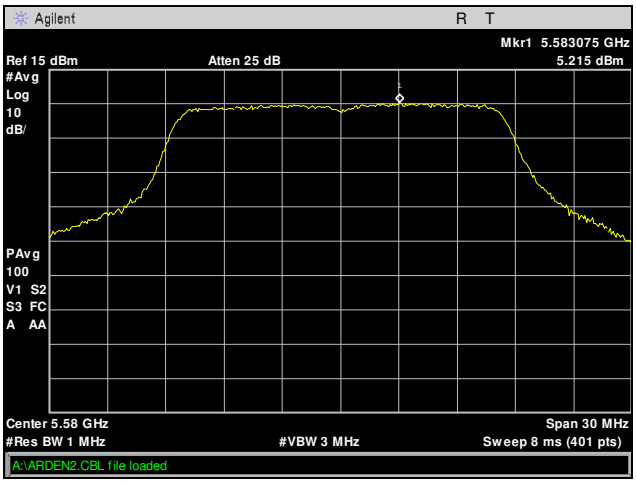

Plot 559. Power Spectral Density, 802.11a, 5580 MHz, Port 3, Radio 0, 4x8

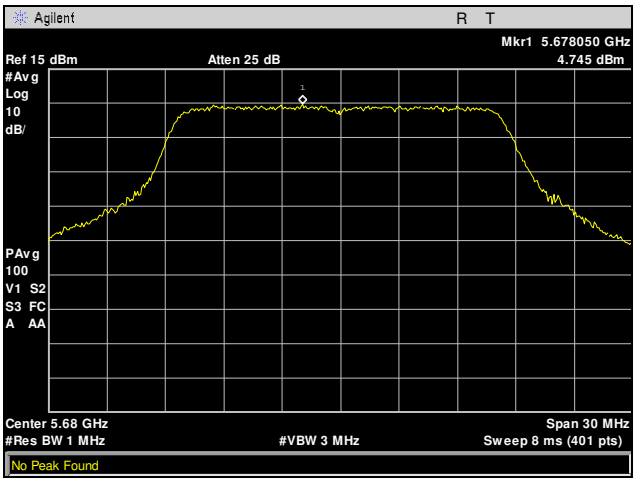

Plot 560. Power Spectral Density, 802.11a, 5680 MHz, Port 3, Radio 0, 4x8

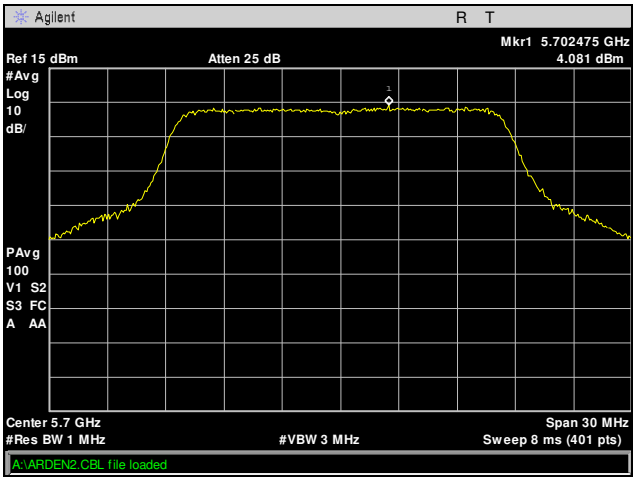

Plot 561. Power Spectral Density, 802.11a, 5700 MHz, Port 3, Radio 0, 4x8

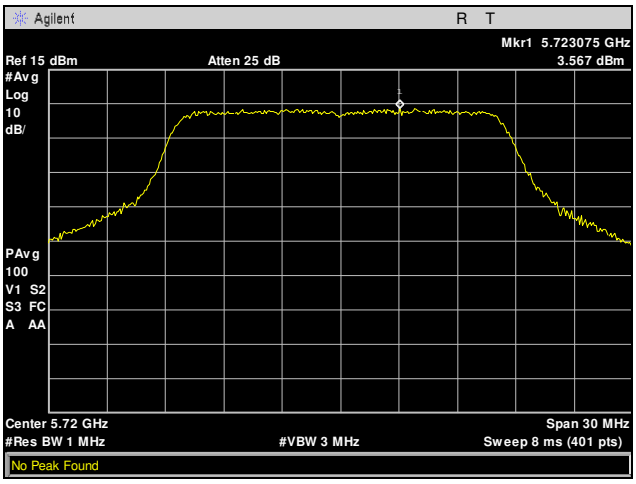

Plot 562. Power Spectral Density, 802.11a, 5720 MHz, Port 3, Radio 0, 4x8

Power Spectral Density, 802.11a, Port 4, Radio 0, 4x8

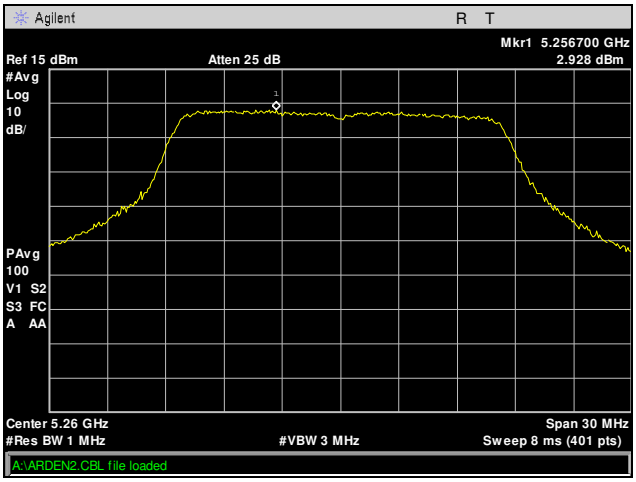

Plot 563. Power Spectral Density, 802.11a, 5260 MHz, Port 4, Radio 0, 4x8

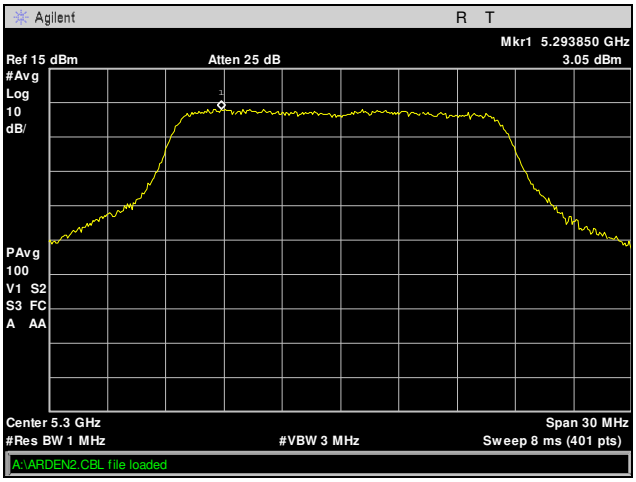

Plot 564. Power Spectral Density, 802.11a, 5300 MHz, Port 4, Radio 0, 4x8

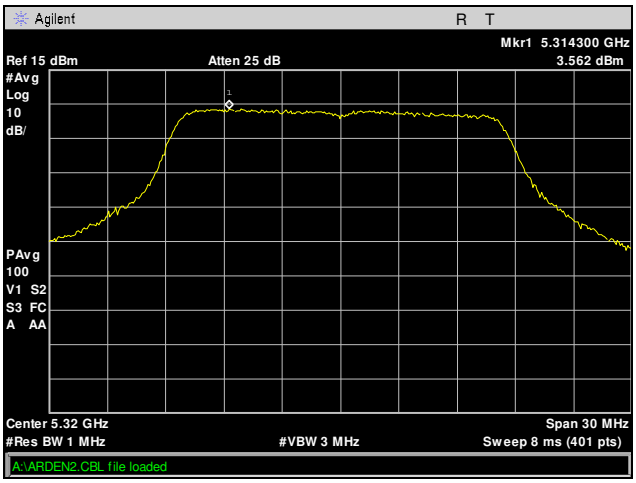

Plot 565. Power Spectral Density, 802.11a, 5320 MHz, Port 4, Radio 0, 4x8

 © 2017, MET Laboratories, Inc.

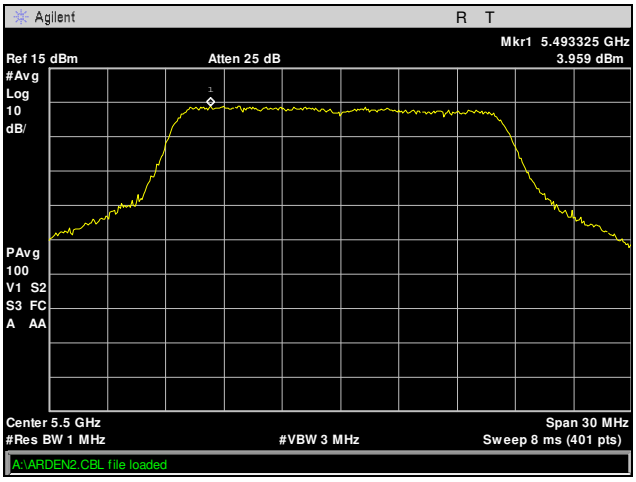

Plot 566. Power Spectral Density, 802.11a, 5500 MHz, Port 4, Radio 0, 4x8

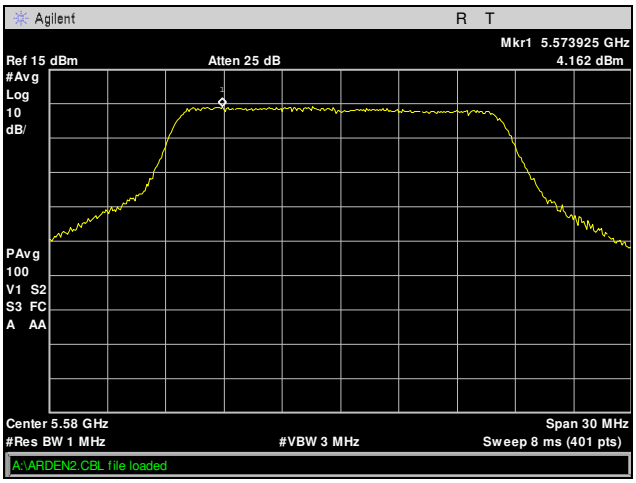

Plot 567. Power Spectral Density, 802.11a, 5580 MHz, Port 4, Radio 0, 4x8

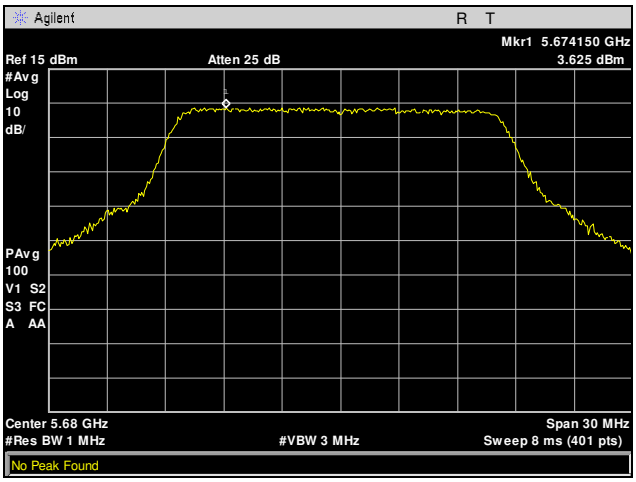

Plot 568. Power Spectral Density, 802.11a, 5680 MHz, Port 4, Radio 0, 4x8

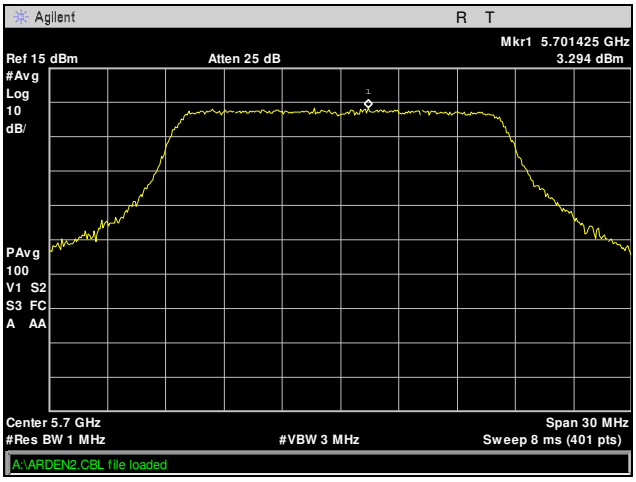

Plot 569. Power Spectral Density, 802.11a, 5700 MHz, Port 4, Radio 0, 4x8

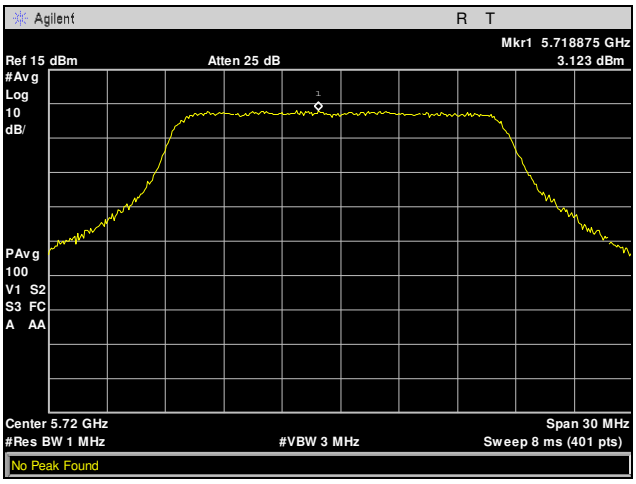

Plot 570. Power Spectral Density, 802.11a, 5720 MHz, Port 4, Radio 0, 4x8

Power Spectral Density, 802.11ac 20 MHz, Port 1, Radio 0, 4x8

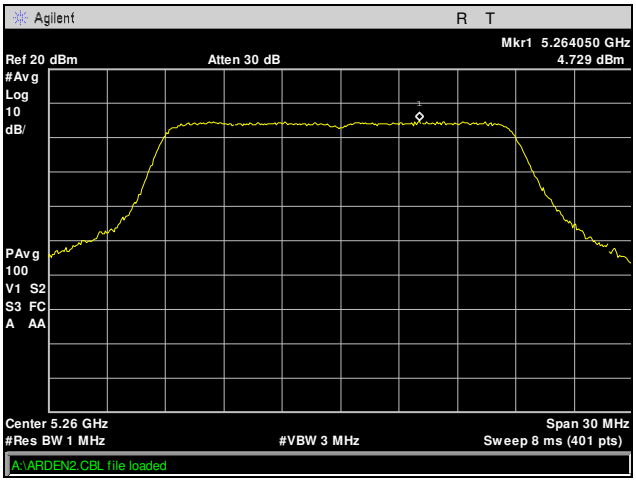

Plot 571. Power Spectral Density, 802.11ac 20 MHz, 5260 MHz, Port 1, Radio 0, 4x8

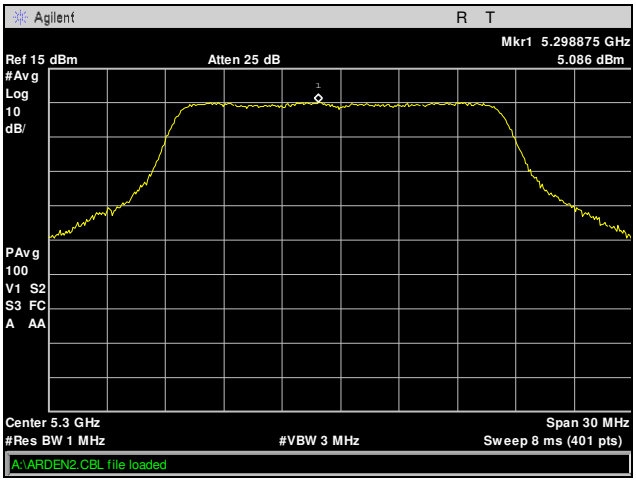

Plot 572. Power Spectral Density, 802.11ac 20 MHz, 5300 MHz, Port 1, Radio 0, 4x8

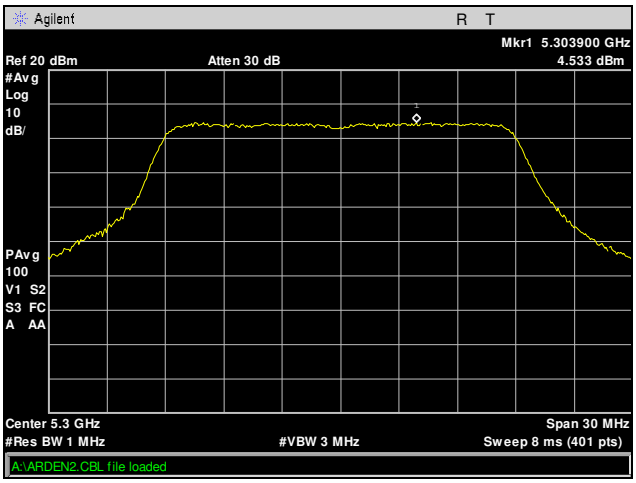

Plot 573. Power Spectral Density, 802.11ac 20 MHz, 5320 MHz, Port 1, Radio 0, 4x8

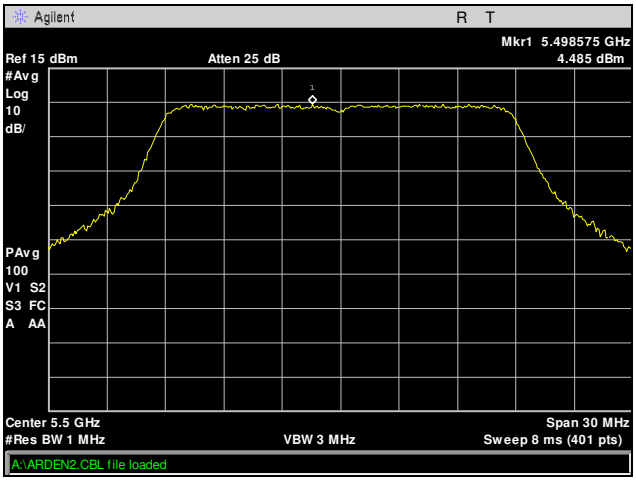

Plot 574. Power Spectral Density, 802.11ac 20 MHz, 5500 MHz, Port 1, Radio 0, 4x8

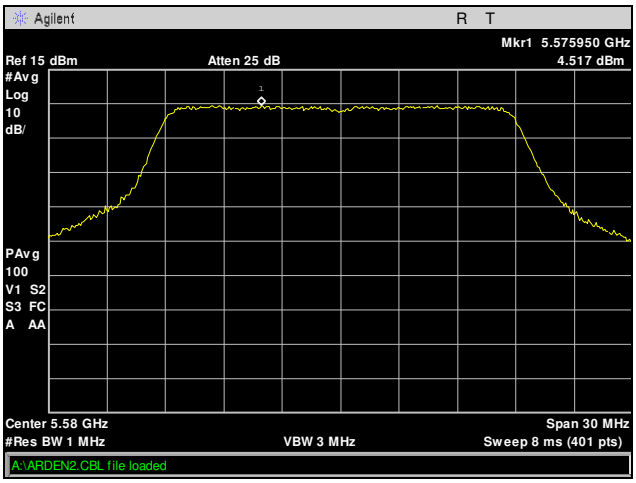

Plot 575. Power Spectral Density, 802.11ac 20 MHz, 5580 MHz, Port 1, Radio 0, 4x8

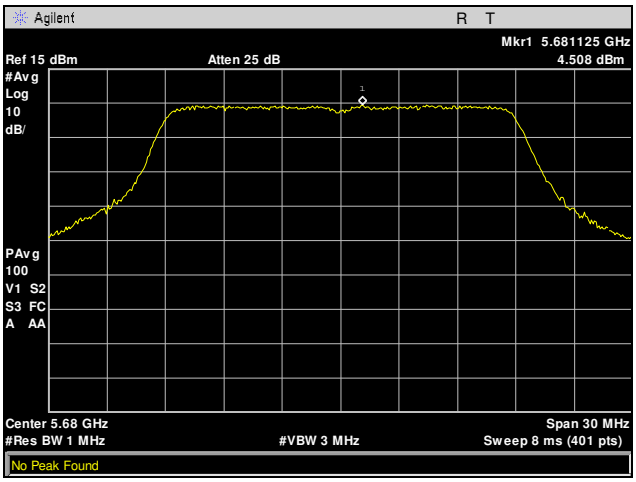

Plot 576. Power Spectral Density, 802.11ac 20 MHz, 5680 MHz, Port 1, Radio 0, 4x8

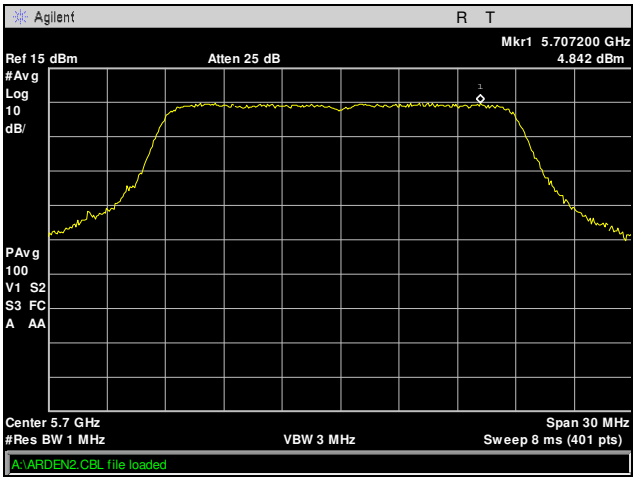

Plot 577. Power Spectral Density, 802.11ac 20 MHz, 5700 MHz, Port 1, Radio 0, 4x8

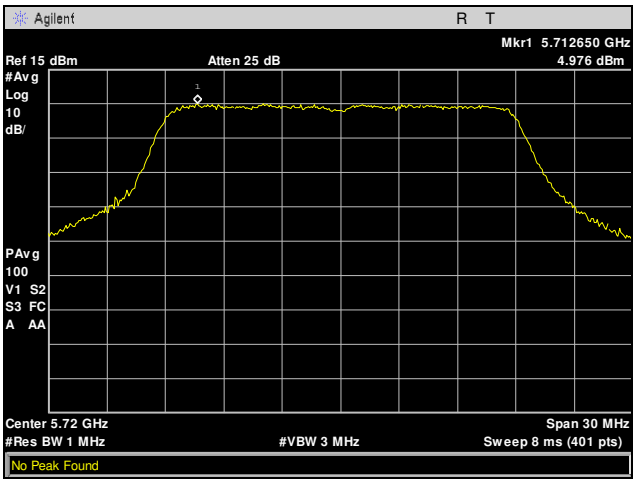

Plot 578. Power Spectral Density, 802.11ac 20 MHz, 5720 MHz, Port 1, Radio 0, 4x8

Power Spectral Density, 802.11ac 20 MHz, Port 2, Radio 0, 4x8

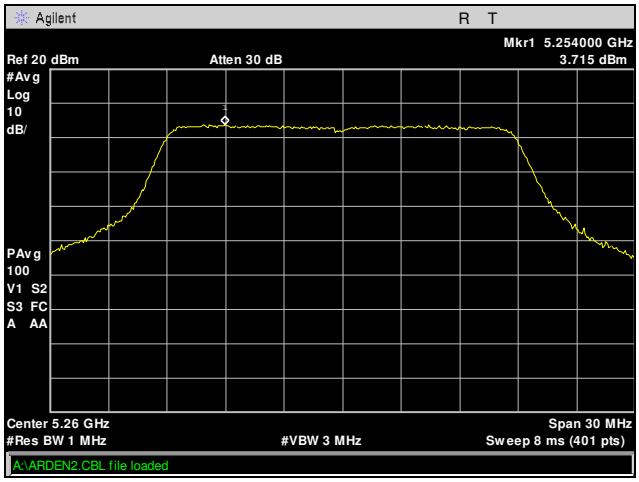

Plot 579. Power Spectral Density, 802.11ac 20 MHz, 5260 MHz, Port 2, Radio 0, 4x8

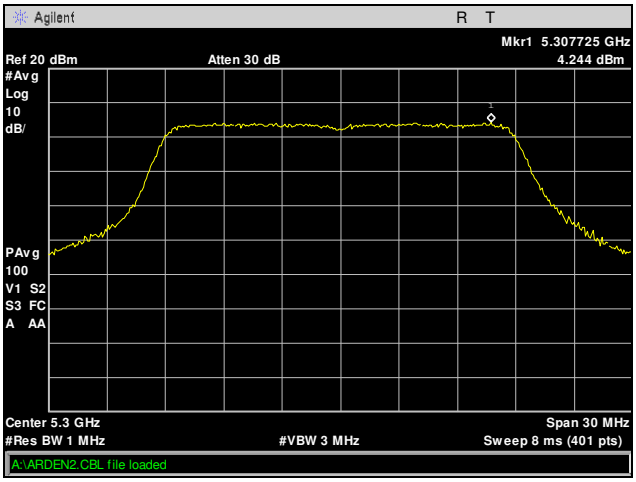

Plot 580. Power Spectral Density, 802.11ac 20 MHz, 5300 MHz, Port 2, Radio 0, 4x8

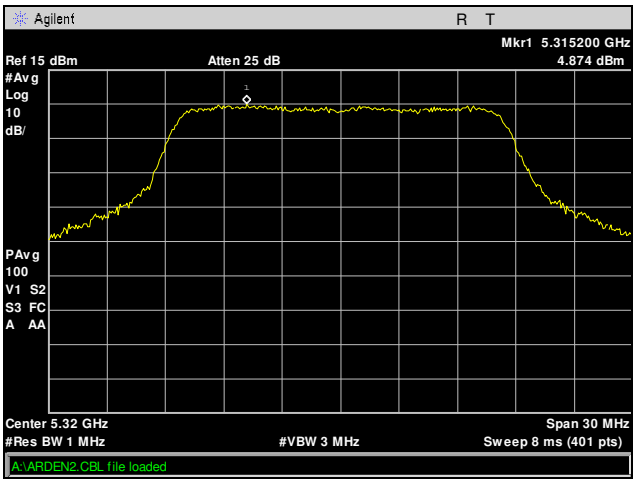

Plot 581. Power Spectral Density, 802.11ac 20 MHz, 5320 MHz, Port 2, Radio 0, 4x8

 © 2017, MET Laboratories, Inc.

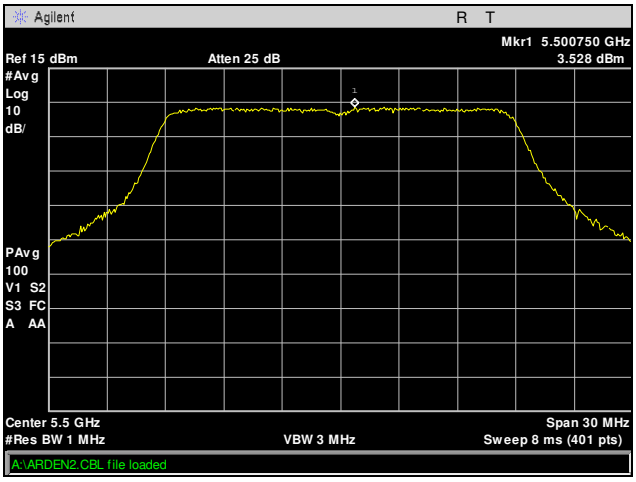

Plot 582. Power Spectral Density, 802.11ac 20 MHz, 5500 MHz, Port 2, Radio 0, 4x8

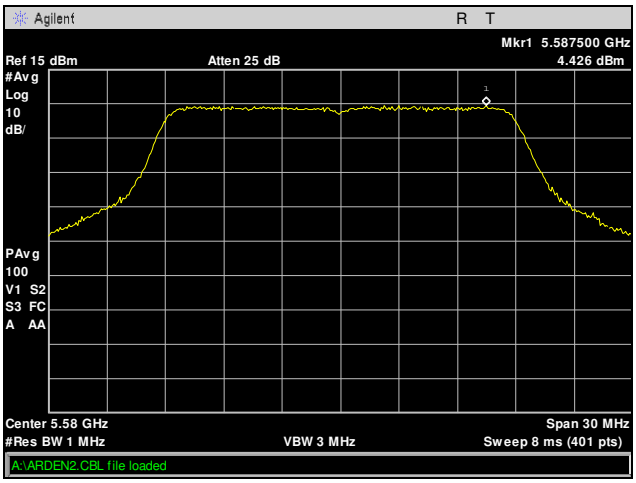

Plot 583. Power Spectral Density, 802.11ac 20 MHz, 5580 MHz, Port 2, Radio 0, 4x8

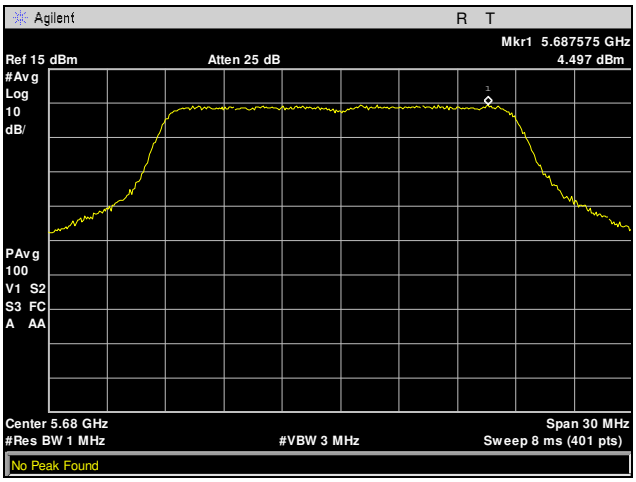

Plot 584. Power Spectral Density, 802.11ac 20 MHz, 5680 MHz, Port 2, Radio 0, 4x8

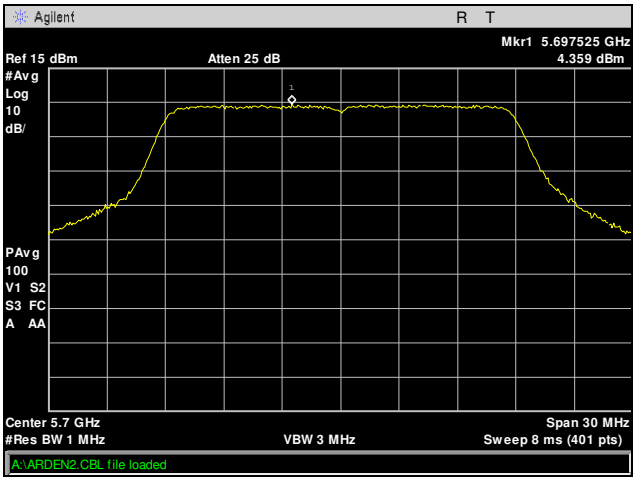

Plot 585. Power Spectral Density, 802.11ac 20 MHz, 5700 MHz, Port 2, Radio 0, 4x8

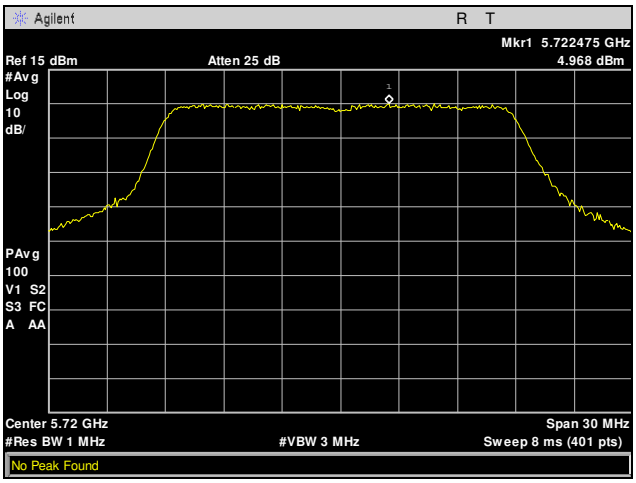

Plot 586. Power Spectral Density, 802.11ac 20 MHz, 5720 MHz, Port 2, Radio 0, 4x8

 © 2017, MET Laboratories, Inc.

Power Spectral Density, 802.11ac 20 MHz, Port 3, Radio 0, 4x8

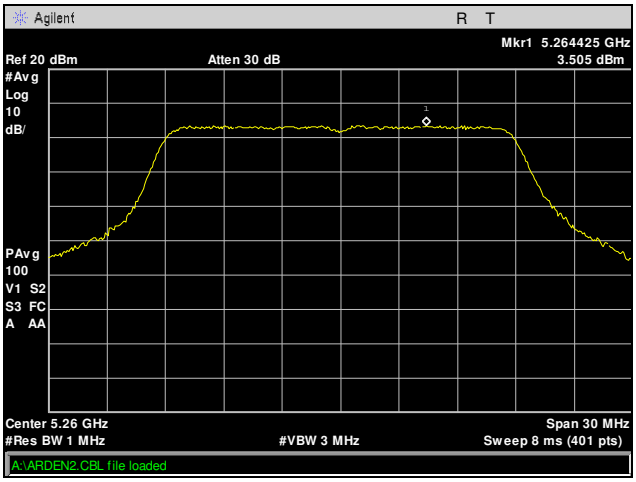

Plot 587. Power Spectral Density, 802.11ac 20 MHz, 5260 MHz, Port 3, Radio 0, 4x8

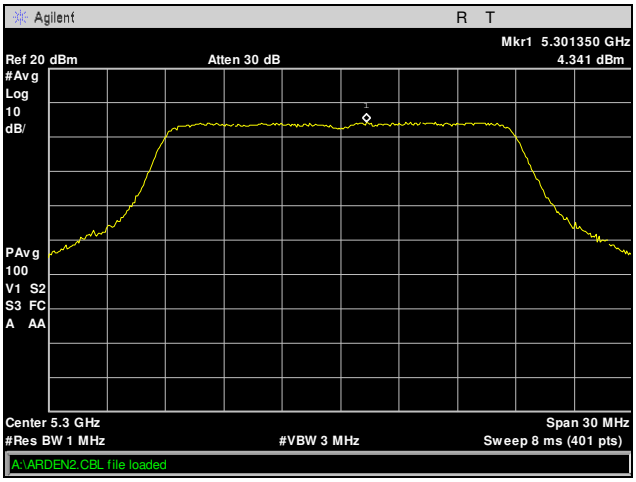

Plot 588. Power Spectral Density, 802.11ac 20 MHz, 5300 MHz, Port 3, Radio 0, 4x8

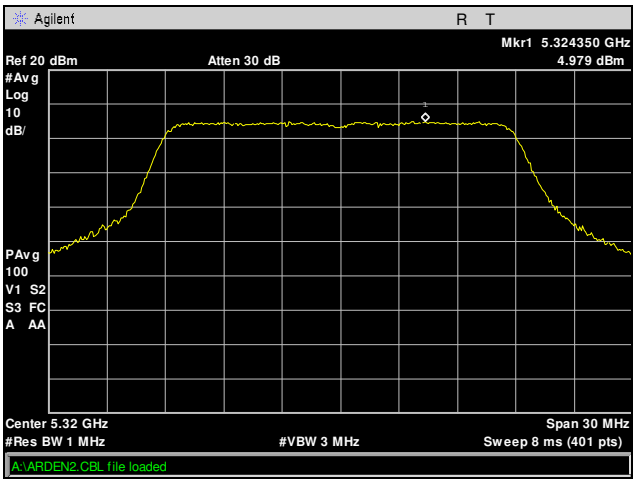

Plot 589. Power Spectral Density, 802.11ac 20 MHz, 5320 MHz, Port 3, Radio 0, 4x8

 © 2017, MET Laboratories, Inc.

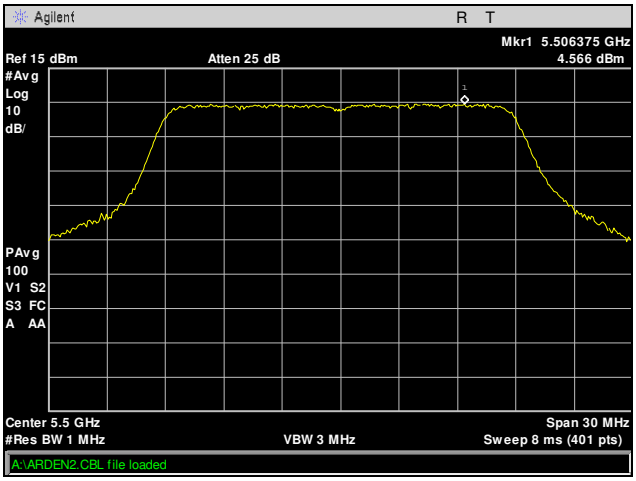

Plot 590. Power Spectral Density, 802.11ac 20 MHz, 5500 MHz, Port 3, Radio 0, 4x8

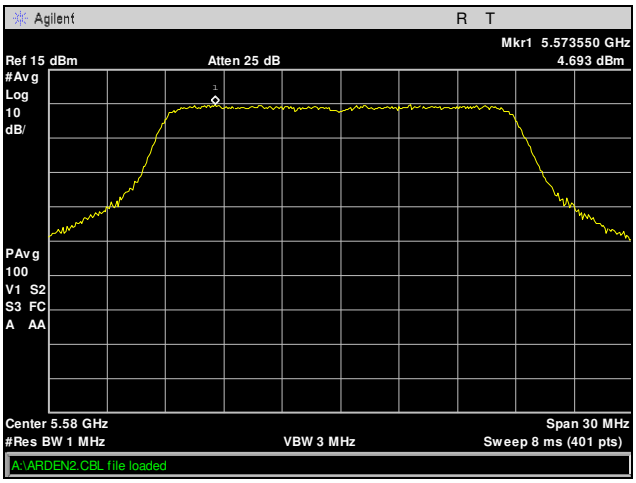

Plot 591. Power Spectral Density, 802.11ac 20 MHz, 5580 MHz, Port 3, Radio 0, 4x8

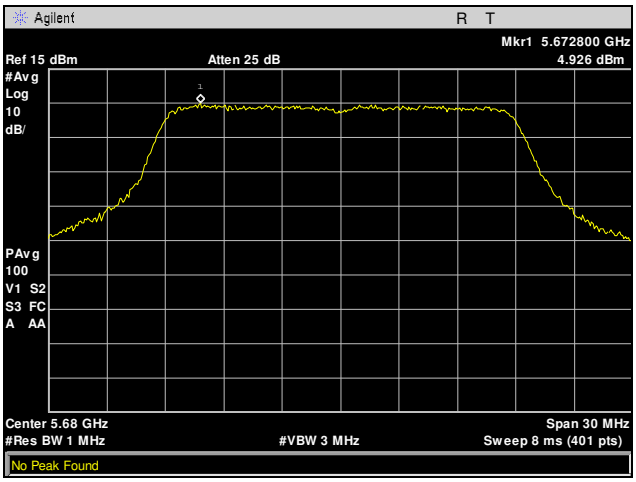

Plot 592. Power Spectral Density, 802.11ac 20 MHz, 5680 MHz, Port 3, Radio 0, 4x8

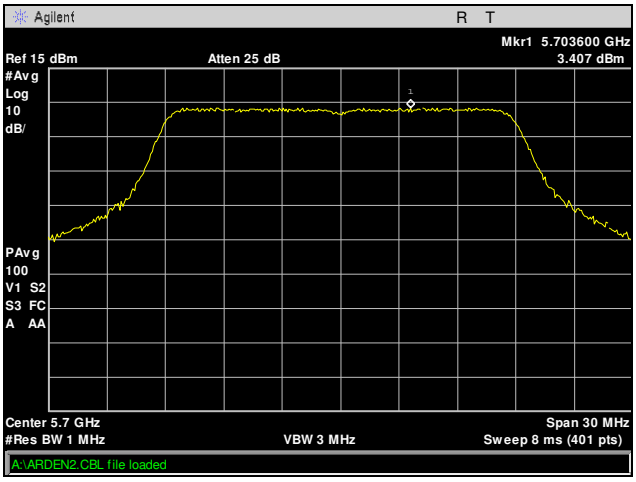

Plot 593. Power Spectral Density, 802.11ac 20 MHz, 5700 MHz, Port 3, Radio 0, 4x8

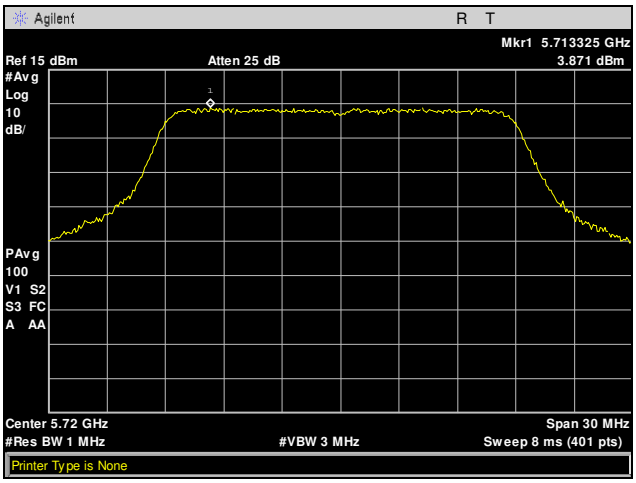

Plot 594. Power Spectral Density, 802.11ac 20 MHz, 5720 MHz, Port 3, Radio 0, 4x8

Power Spectral Density, 802.11ac 20 MHz, Port 4, Radio 0, 4x8

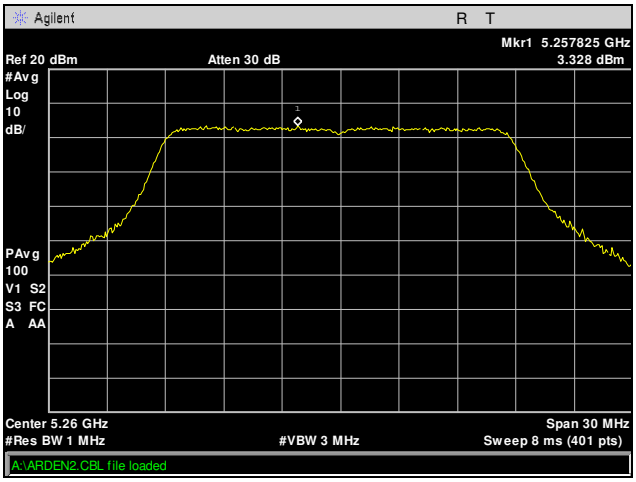

Plot 595. Power Spectral Density, 802.11ac 20 MHz, 5260 MHz, Port 4, Radio 0, 4x8

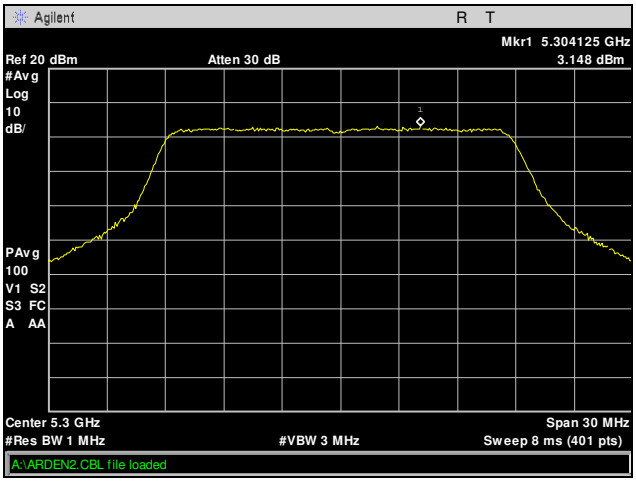

Plot 596. Power Spectral Density, 802.11ac 20 MHz, 5300 MHz, Port 4, Radio 0, 4x8

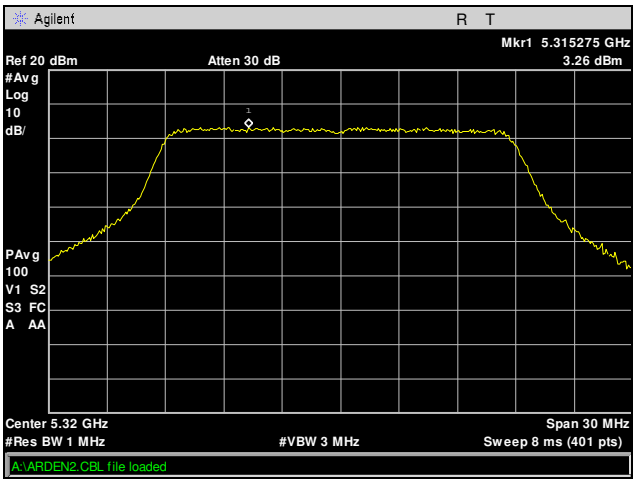

Plot 597. Power Spectral Density, 802.11ac 20 MHz, 5320 MHz, Port 4, Radio 0, 4x8

 © 2017, MET Laboratories, Inc.

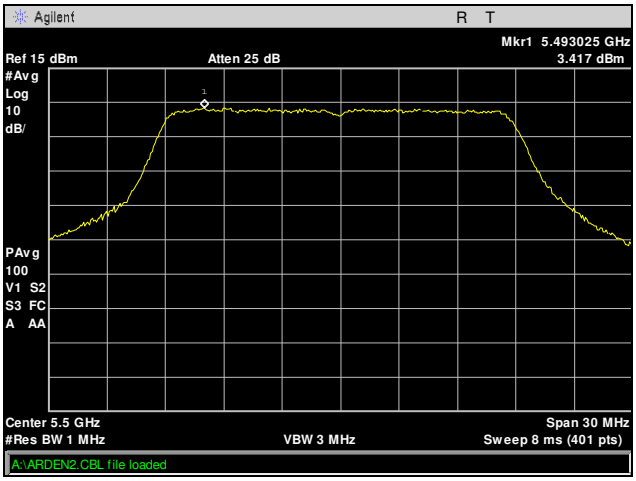

Plot 598. Power Spectral Density, 802.11ac 20 MHz, 5500 MHz, Port 4, Radio 0, 4x8

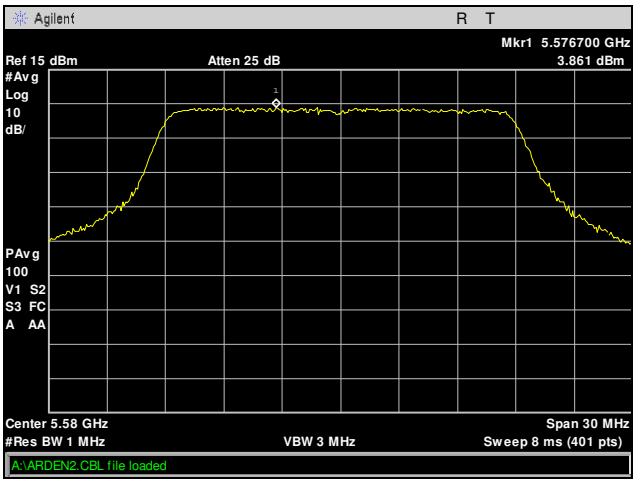

Plot 599. Power Spectral Density, 802.11ac 20 MHz, 5580 MHz, Port 4, Radio 0, 4x8

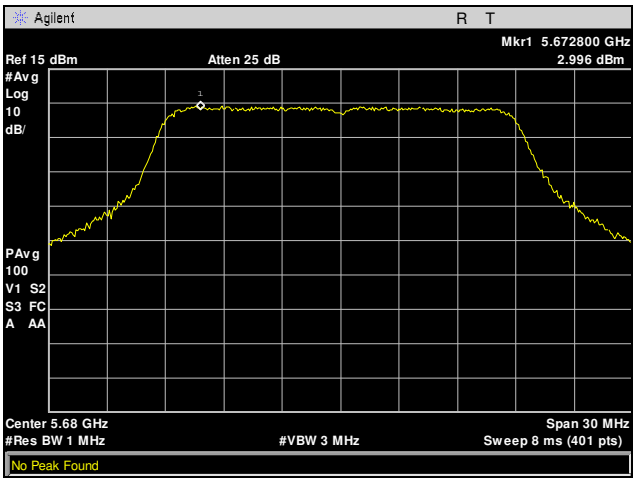

Plot 600. Power Spectral Density, 802.11ac 20 MHz, 5680 MHz, Port 4, Radio 0, 4x8

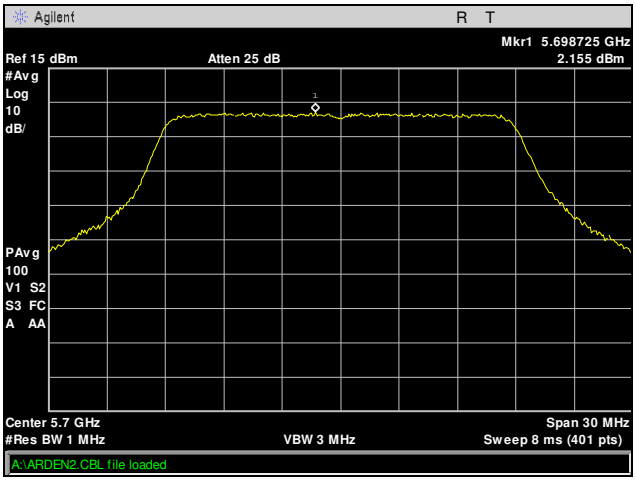

Plot 601. Power Spectral Density, 802.11ac 20 MHz, 5700 MHz, Port 4, Radio 0, 4x8

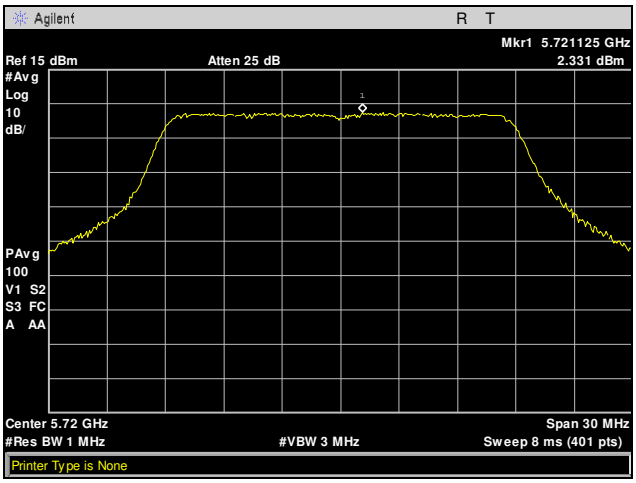

Plot 602. Power Spectral Density, 802.11ac 20 MHz, 5720 MHz, Port 4, Radio 0, 4x8

Power Spectral Density, 802.11ac 40 MHz, Port 1, Radio 0, 4x8

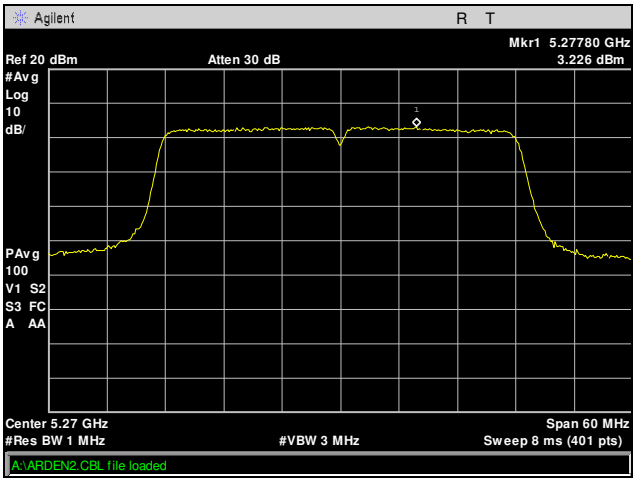

Plot 603. Power Spectral Density, 802.11ac 40 MHz, 5270 MHz, Port 1, Radio 0, 4x8

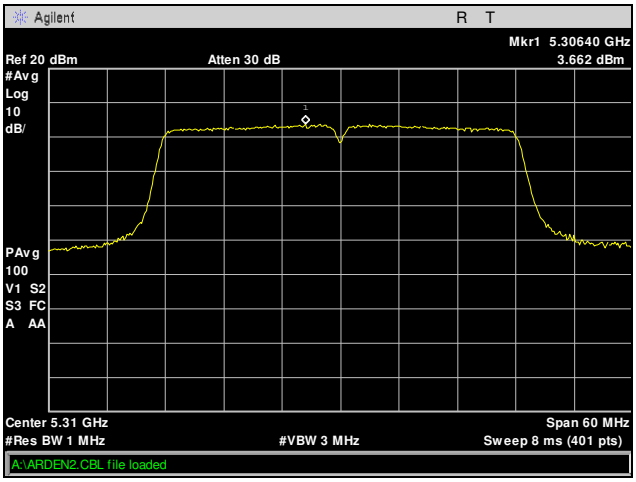

Plot 604. Power Spectral Density, 802.11ac 40 MHz, 5310 MHz, Port 1, Radio 0, 4x8

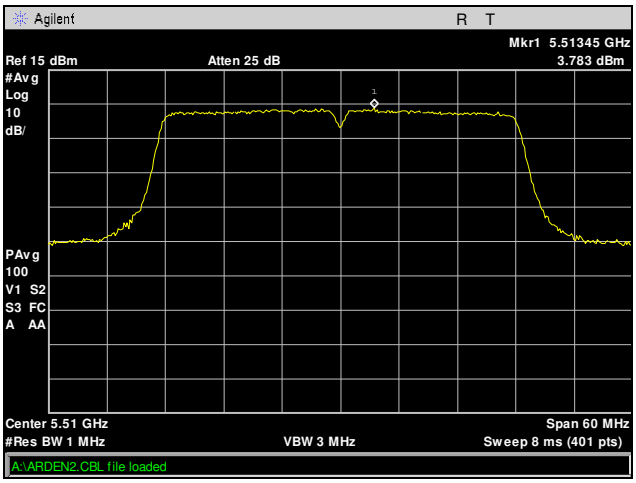

Plot 605. Power Spectral Density, 802.11ac 40 MHz, 5510 MHz, Port 1, Radio 0, 4x8

 © 2017, MET Laboratories, Inc.

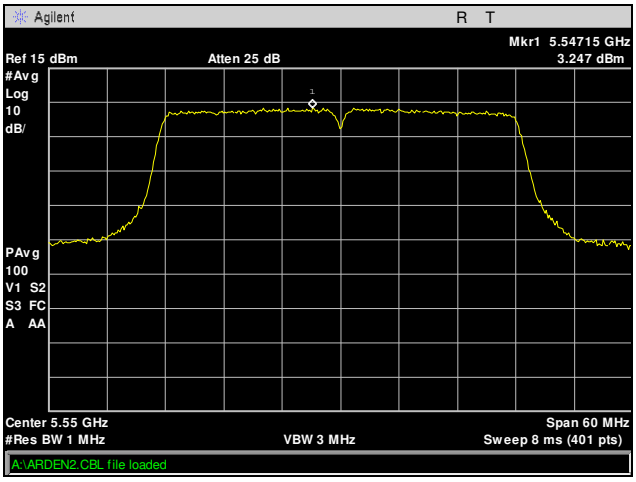

Plot 606. Power Spectral Density, 802.11ac 40 MHz, 5550 MHz, Port 1, Radio 0, 4x8

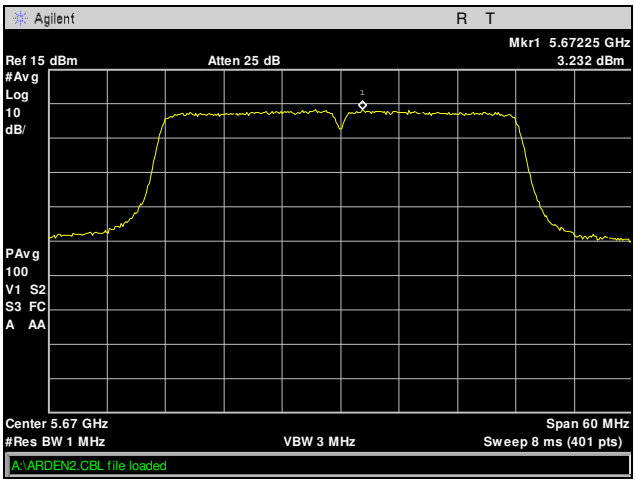

Plot 607. Power Spectral Density, 802.11ac 40 MHz, 5670 MHz, Port 1, Radio 0, 4x8

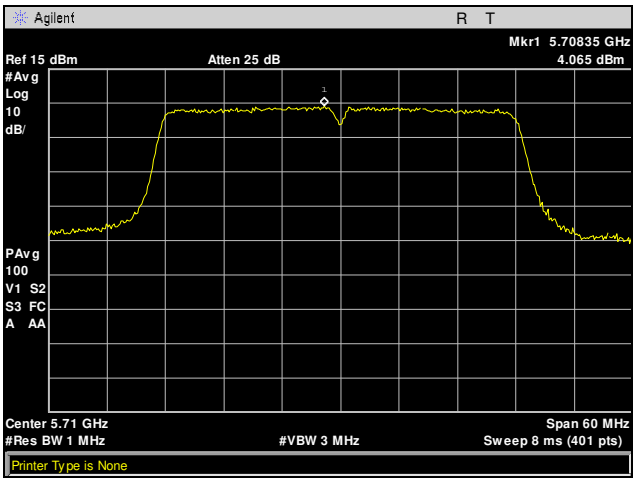

Plot 608. Power Spectral Density, 802.11ac 40 MHz, 5710 MHz, Port 1, Radio 0, 4x8

 © 2017, MET Laboratories, Inc.

Power Spectral Density, 802.11ac 40 MHz, Port 2, Radio 0, 4x8

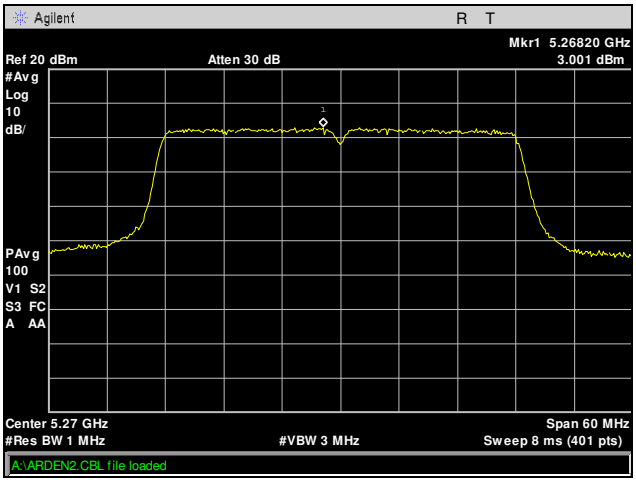

Plot 609. Power Spectral Density, 802.11ac 40 MHz, 5270 MHz, Port 2, Radio 0, 4x8

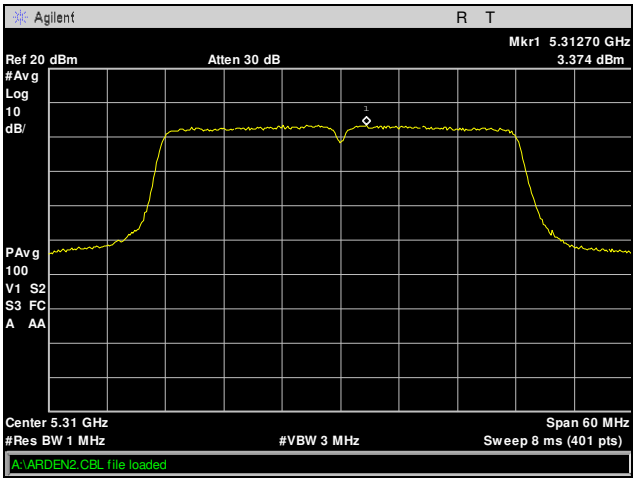

Plot 610. Power Spectral Density, 802.11ac 40 MHz, 5310 MHz, Port 2, Radio 0, 4x8

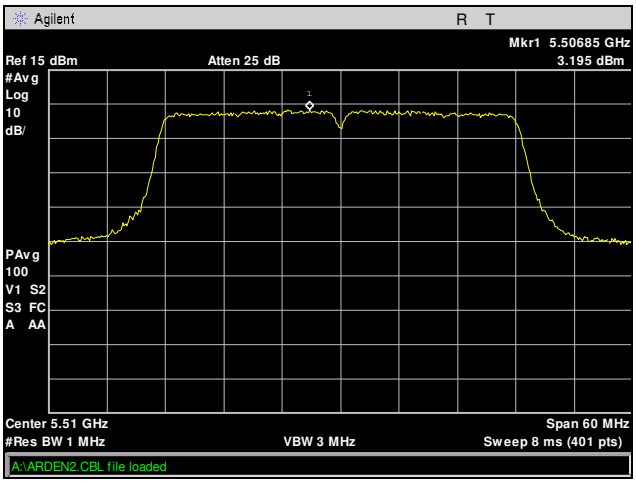

Plot 611. Power Spectral Density, 802.11ac 40 MHz, 5510 MHz, Port 2, Radio 0, 4x8

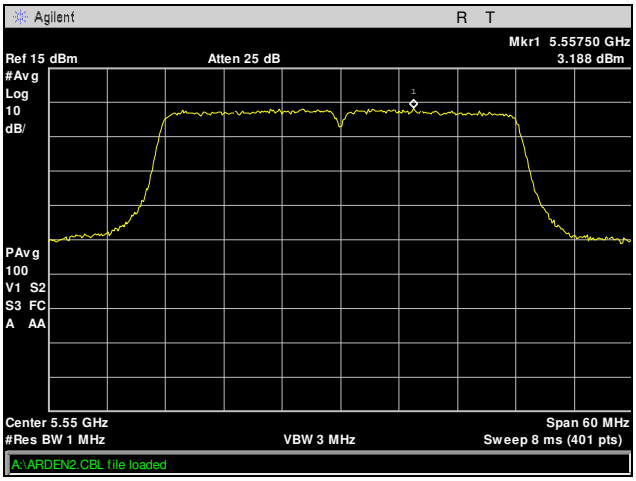

Plot 612. Power Spectral Density, 802.11ac 40 MHz, 5550 MHz, Port 2, Radio 0, 4x8

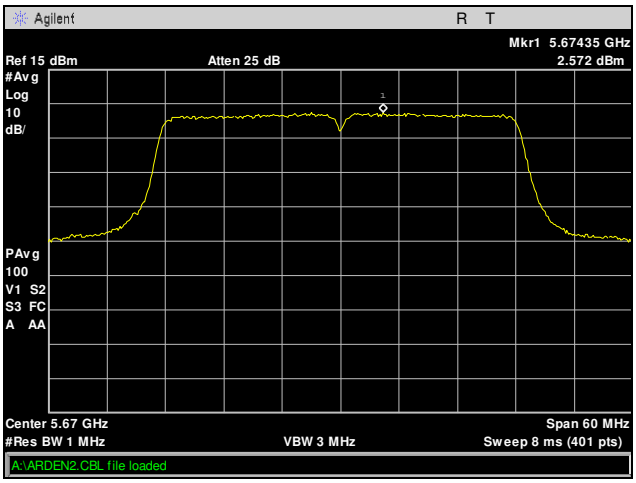

Plot 613. Power Spectral Density, 802.11ac 40 MHz, 5670 MHz, Port 2, Radio 0, 4x8

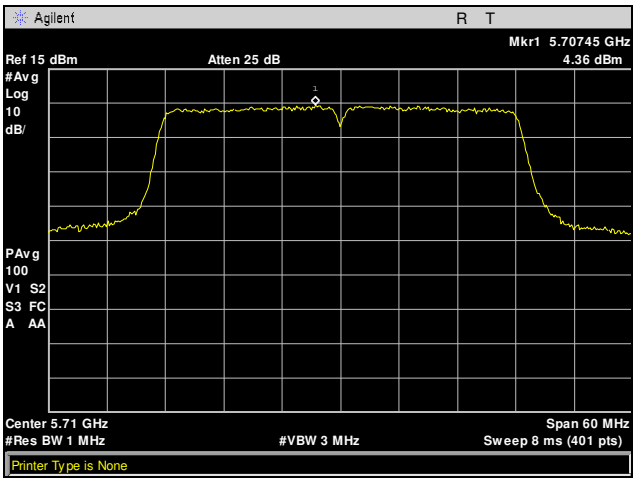

Plot 614. Power Spectral Density, 802.11ac 40 MHz, 5710 MHz, Port 2, Radio 0, 4x8

Power Spectral Density, 802.11ac 40 MHz, Port 3, Radio 0, 4x8

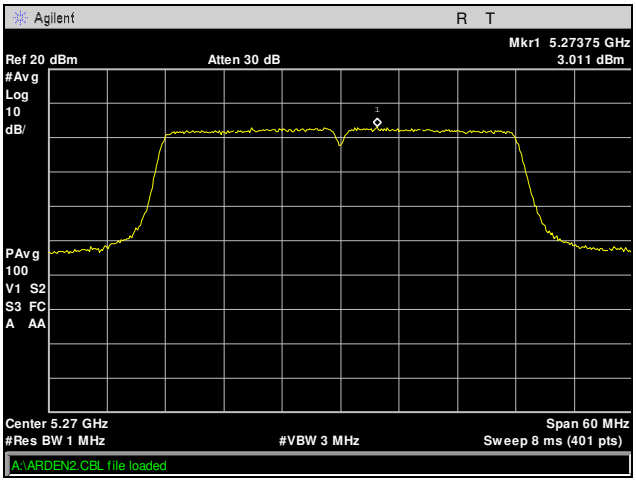

Plot 615. Power Spectral Density, 802.11ac 40 MHz, 5270 MHz, Port 3, Radio 0, 4x8

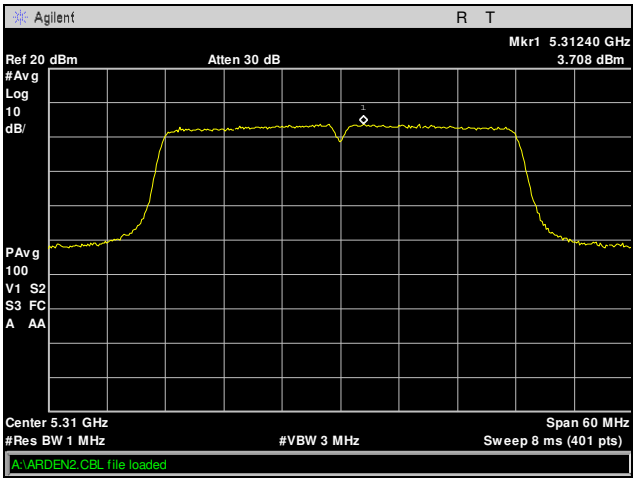

Plot 616. Power Spectral Density, 802.11ac 40 MHz, 5310 MHz, Port 3, Radio 0, 4x8

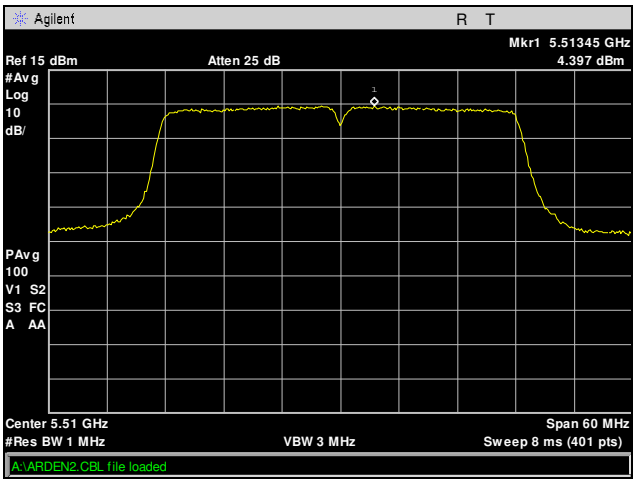

Plot 617. Power Spectral Density, 802.11ac 40 MHz, 5510 MHz, Port 3, Radio 0, 4x8

 © 2017, MET Laboratories, Inc.

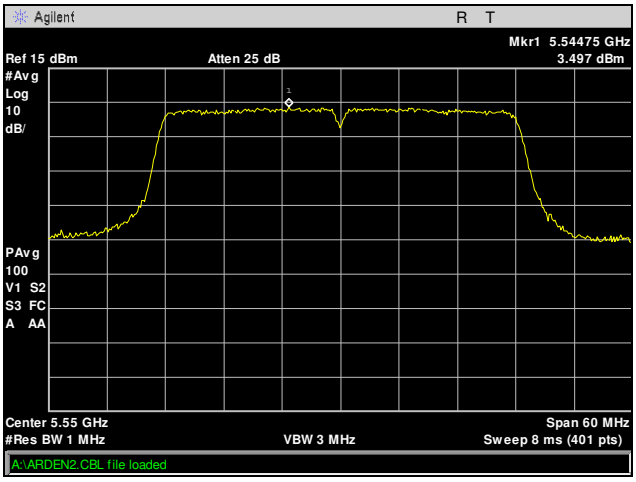

Plot 618. Power Spectral Density, 802.11ac 40 MHz, 5550 MHz, Port 3, Radio 0, 4x8

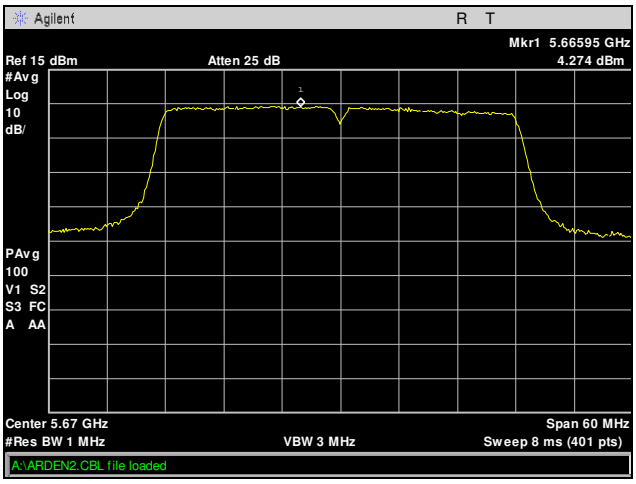

Plot 619. Power Spectral Density, 802.11ac 40 MHz, 5670 MHz, Port 3, Radio 0, 4x8

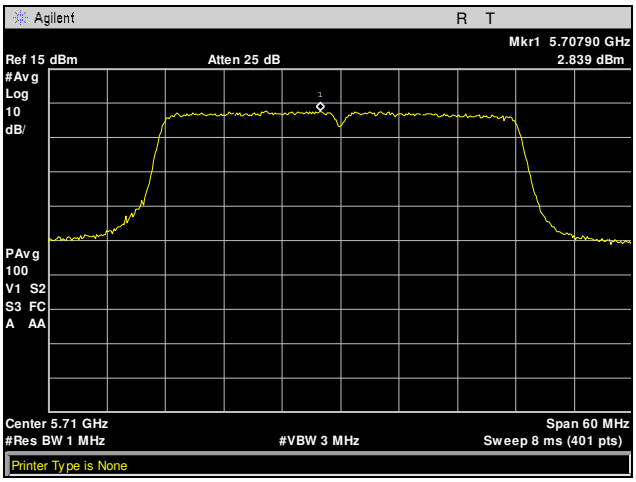

Plot 620. Power Spectral Density, 802.11ac 40 MHz, 5710 MHz, Port 3, Radio 0, 4x8

Power Spectral Density, 802.11ac 40 MHz, Port 4, Radio 0, 4x8

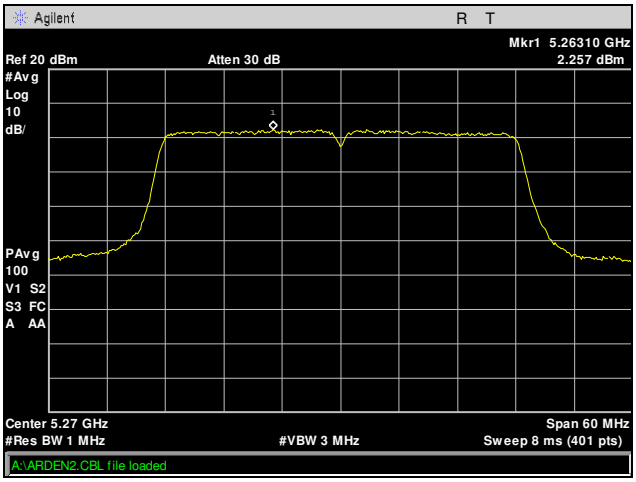

Plot 621. Power Spectral Density, 802.11ac 40 MHz, 5270 MHz, Port 4, Radio 0, 4x8

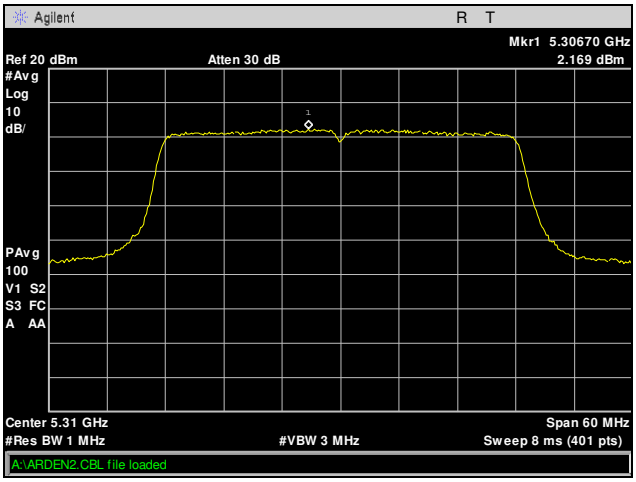

Plot 622. Power Spectral Density, 802.11ac 40 MHz, 5310 MHz, Port 4, Radio 0, 4x8

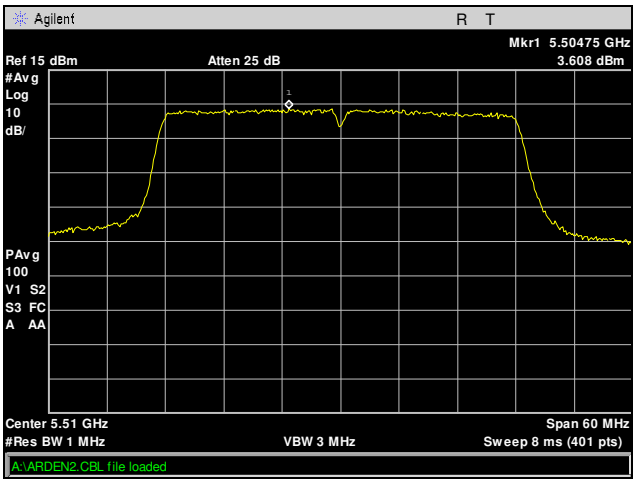

Plot 623. Power Spectral Density, 802.11ac 40 MHz, 5510 MHz, Port 4, Radio 0, 4x8

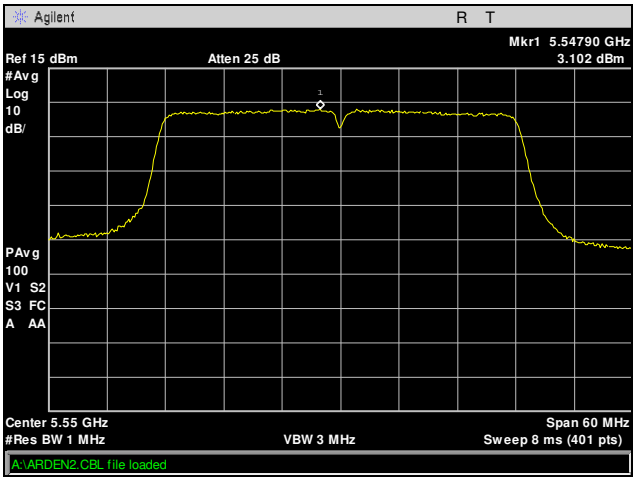

Plot 624. Power Spectral Density, 802.11ac 40 MHz, 5550 MHz, Port 4, Radio 0, 4x8

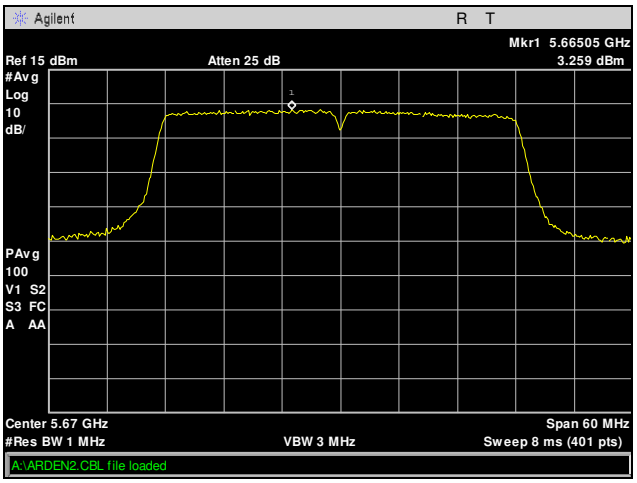

Plot 625. Power Spectral Density, 802.11ac 40 MHz, 5670 MHz, Port 4, Radio 0, 4x8

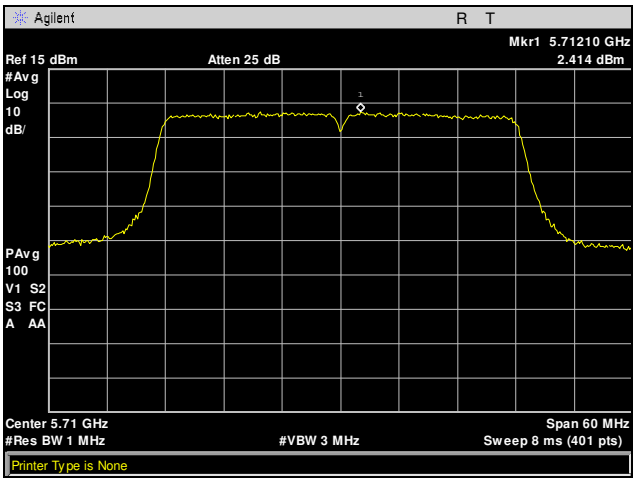

Plot 626. Power Spectral Density, 802.11ac 40 MHz, 5710 MHz, Port 4, Radio 0, 4x8

Power Spectral Density, 802.11ac 80 MHz, Port 1, Radio 0, 4x8

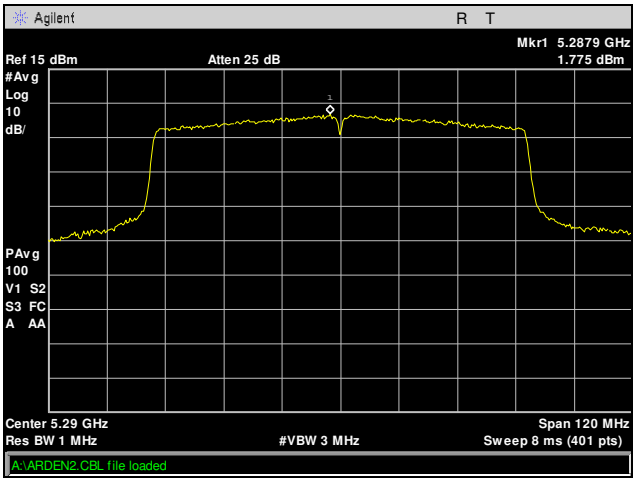

Plot 627. Power Spectral Density, 802.11ac 80 MHz, 5290 MHz, Port 1, Radio 0, 4x8

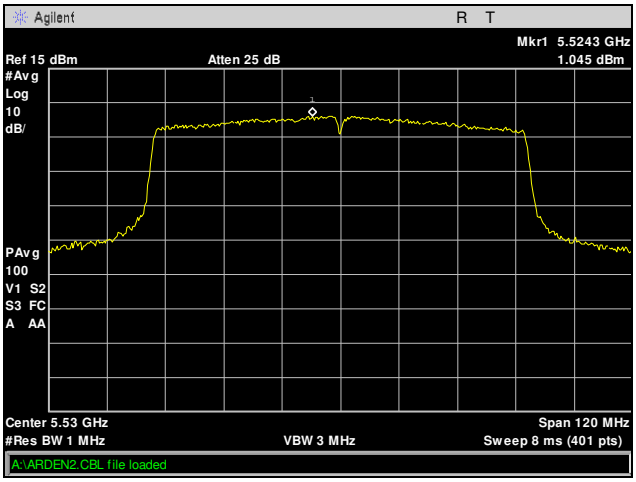

Plot 628. Power Spectral Density, 802.11ac 80 MHz, 5530 MHz, Port 1, Radio 0, 4x8

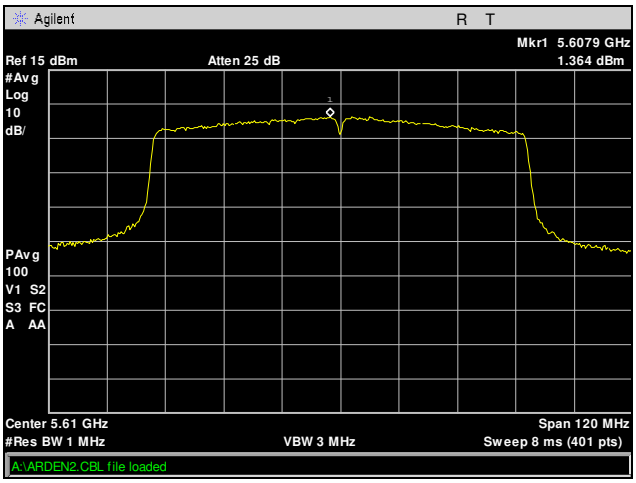

Plot 629. Power Spectral Density, 802.11ac 80 MHz, 5610 MHz, Port 1, Radio 0, 4x8

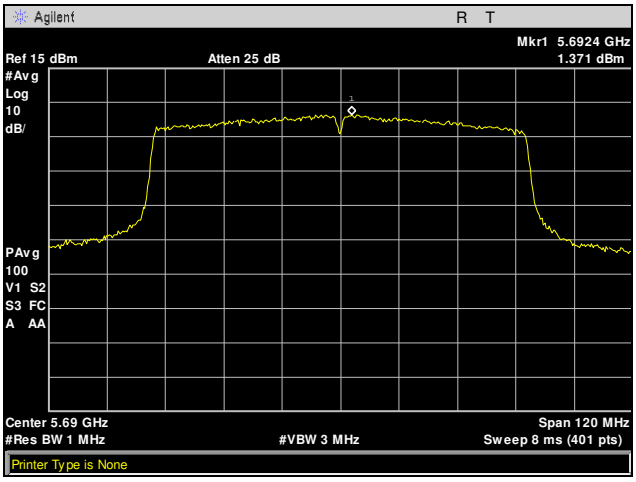

Plot 630. Power Spectral Density, 802.11ac 80 MHz, 5690 MHz, Port 1, Radio 0, 4x8

Power Spectral Density, 802.11ac 80 MHz, Port 2, Radio 0, 4x8

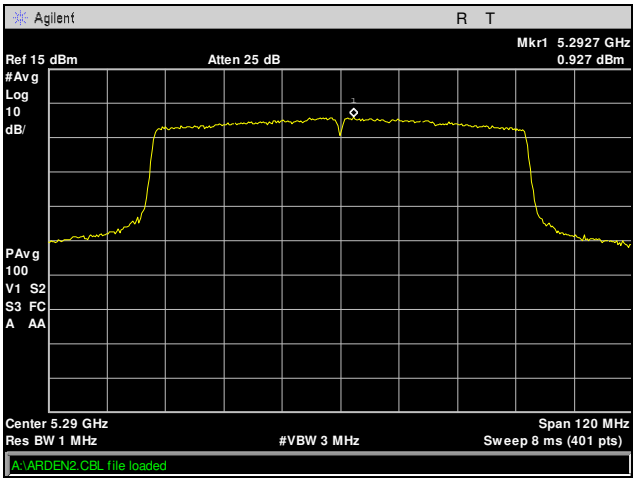

Plot 631. Power Spectral Density, 802.11ac 80 MHz, 5290 MHz, Port 2, Radio 0, 4x8

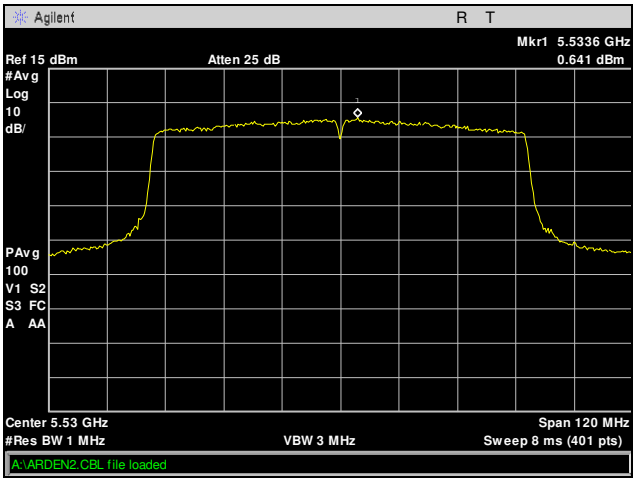

Plot 632. Power Spectral Density, 802.11ac 80 MHz, 5530 MHz, Port 2, Radio 0, 4x8

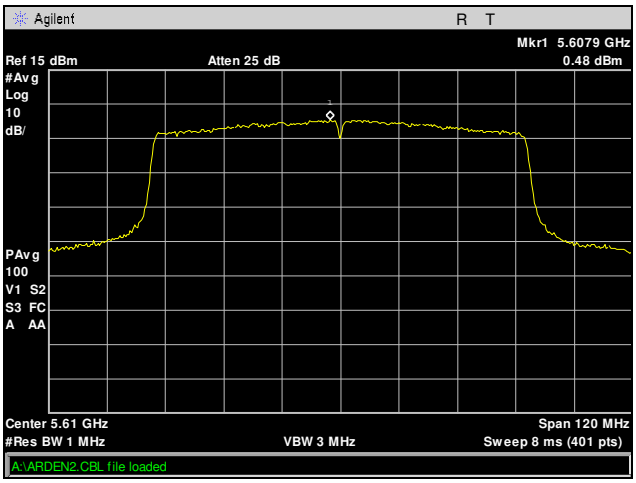

Plot 633. Power Spectral Density, 802.11ac 80 MHz, 5610 MHz, Port 2, Radio 0, 4x8

 © 2017, MET Laboratories, Inc.

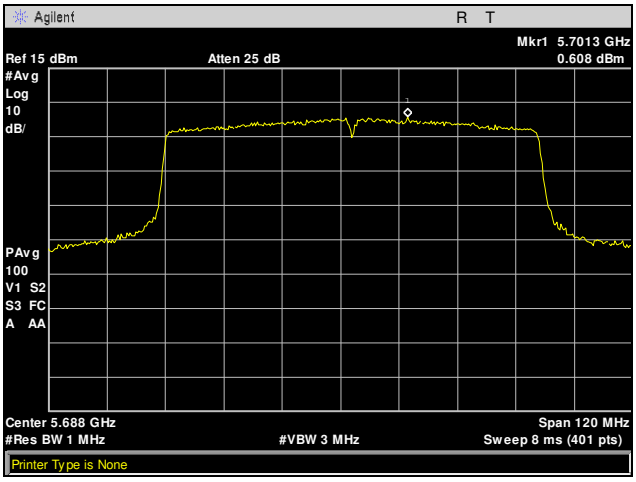

Plot 634. Power Spectral Density, 802.11ac 80 MHz, 5690 MHz, Port 2, Radio 0, 4x8

Power Spectral Density, 802.11ac 80 MHz, Port 3, Radio 0, 4x8

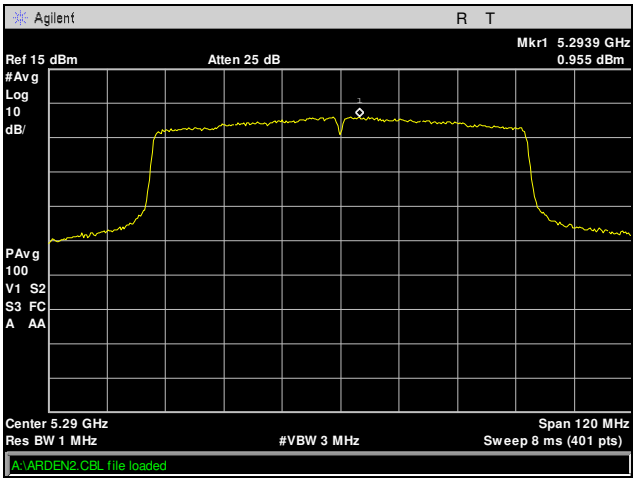

Plot 635. Power Spectral Density, 802.11ac 80 MHz, 5290 MHz, Port 3, Radio 0, 4x8

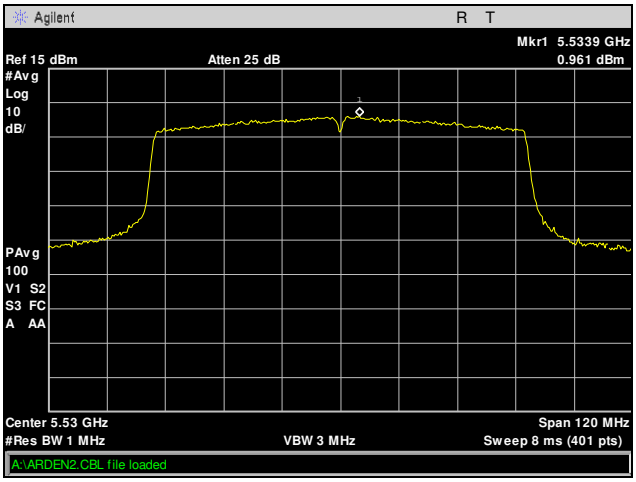

Plot 636. Power Spectral Density, 802.11ac 80 MHz, 5530 MHz, Port 3, Radio 0, 4x8

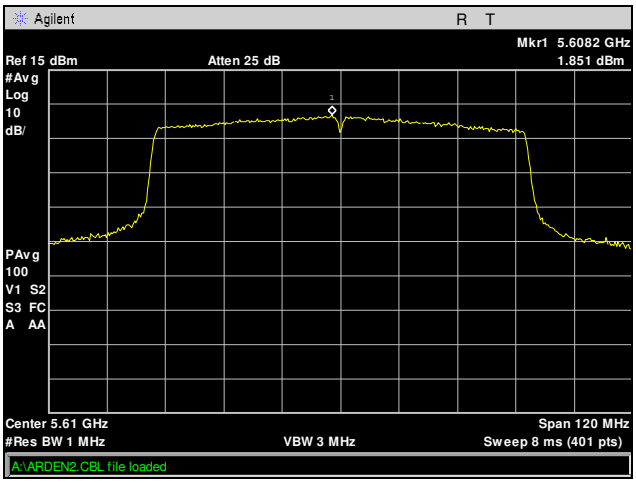

Plot 637. Power Spectral Density, 802.11ac 80 MHz, 5610 MHz, Port 3, Radio 0, 4x8

 © 2017, MET Laboratories, Inc.

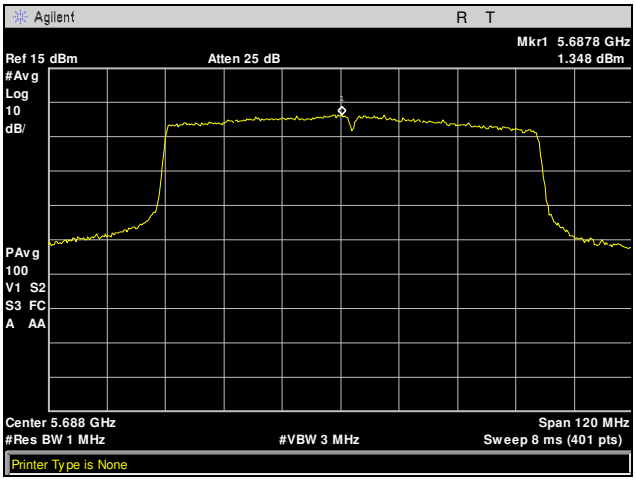

Plot 638. Power Spectral Density, 802.11ac 80 MHz, 5690 MHz, Port 3, Radio 0, 4x8

Power Spectral Density, 802.11ac 80 MHz, Port 4, Radio 0, 4x8

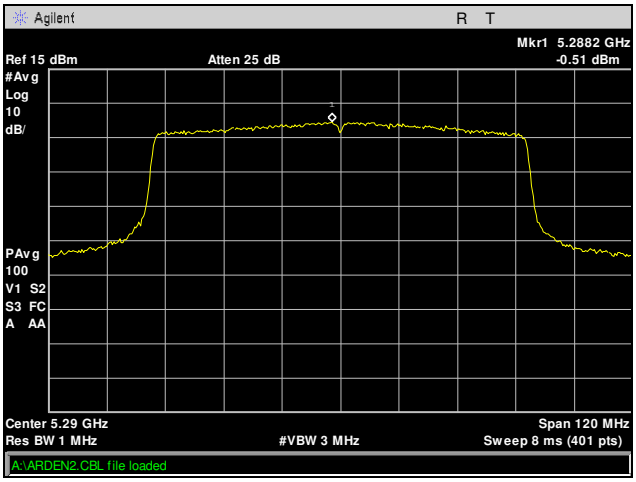

Plot 639. Power Spectral Density, 802.11ac 80 MHz, 5290 MHz, Port 4, Radio 0, 4x8

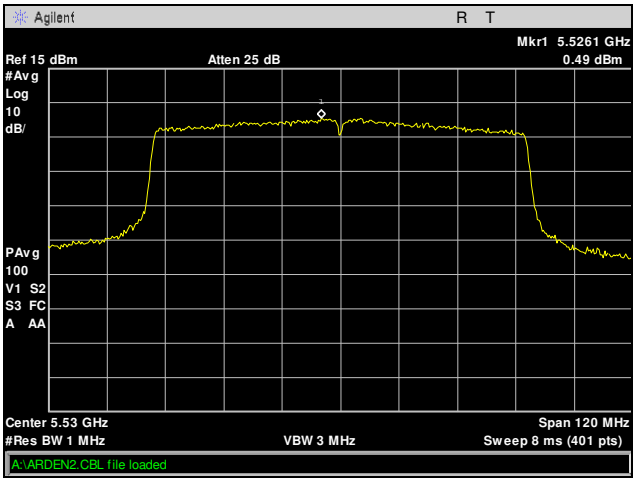

Plot 640. Power Spectral Density, 802.11ac 80 MHz, 5530 MHz, Port 4, Radio 0, 4x8

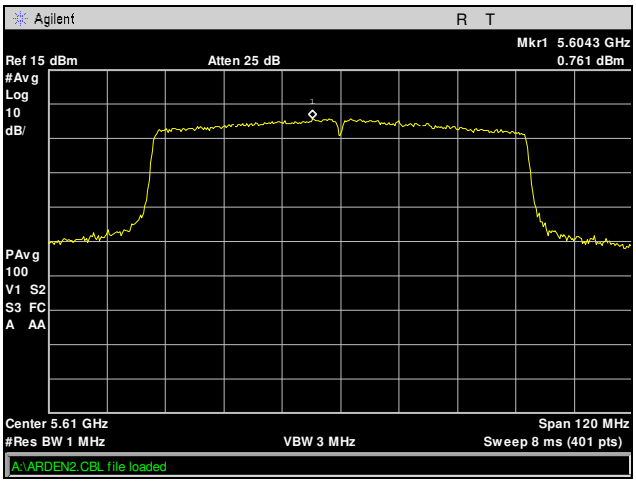

Plot 641. Power Spectral Density, 802.11ac 80 MHz, 5610 MHz, Port 4, Radio 0, 4x8

 © 2017, MET Laboratories, Inc.

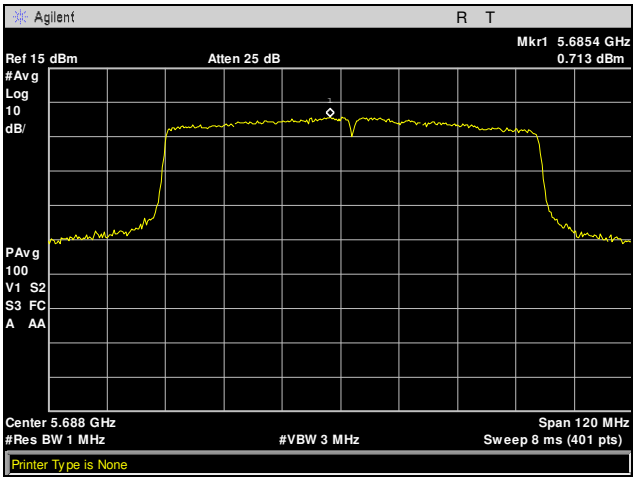

Plot 642. Power Spectral Density, 802.11ac 80 MHz, 5690 MHz, Port 4, Radio 0, 4x8

Power Spectral Density, 802.11ac 160 MHz, Port 1, Radio 0, 4x8

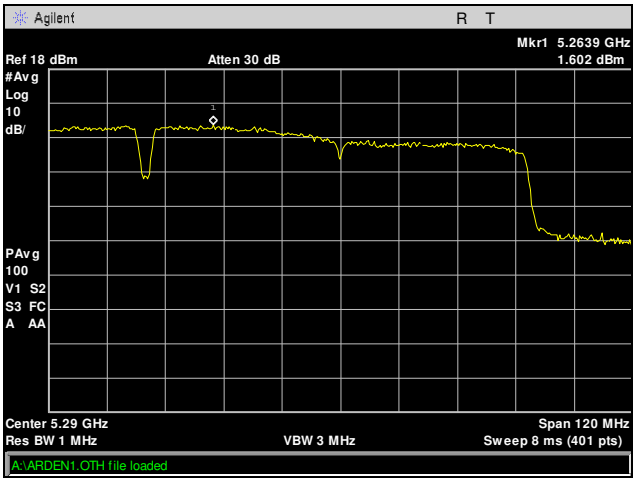

Plot 643. Power Spectral Density, 802.11ac 160 MHz, 5250 MHz, Port 1, Radio 0, 4x8

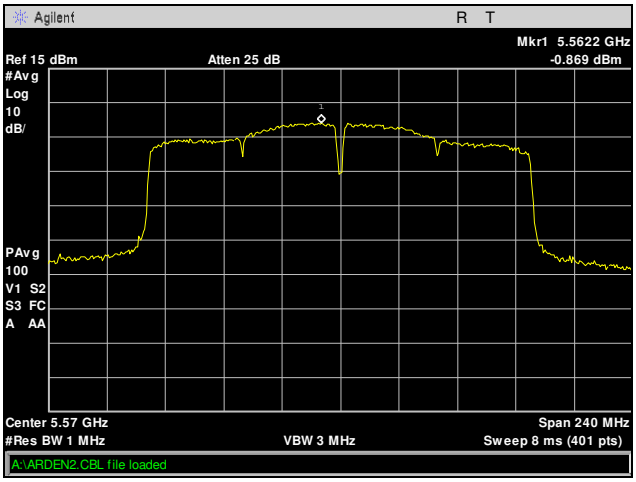

Plot 644. Power Spectral Density, 802.11ac 160 MHz, 5570 MHz, Port 1, Radio 0, 4x8

Power Spectral Density, 802.11ac 160 MHz, Port 2, Radio 0, 4x8

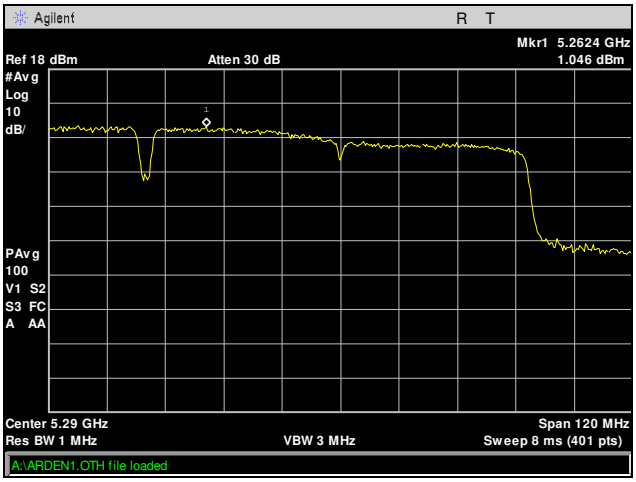

Plot 645. Power Spectral Density, 802.11ac 160 MHz, 5250 MHz, Port 2, Radio 0, 4x8

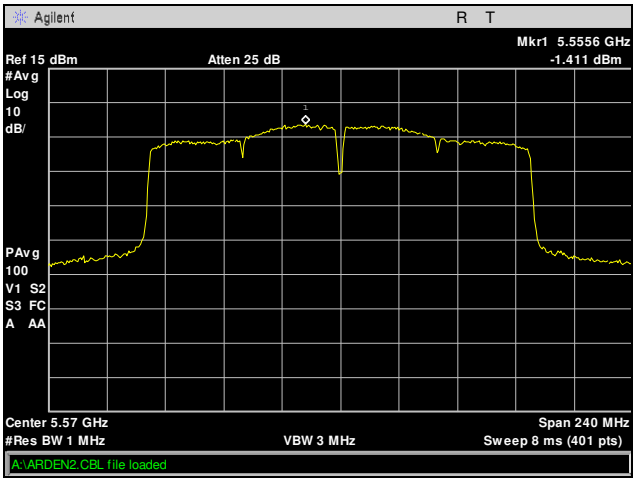

Plot 646. Power Spectral Density, 802.11ac 160 MHz, 5570 MHz, Port 2, Radio 0, 4x8

Power Spectral Density, 802.11ac 160 MHz, Port 3, Radio 0, 4x8

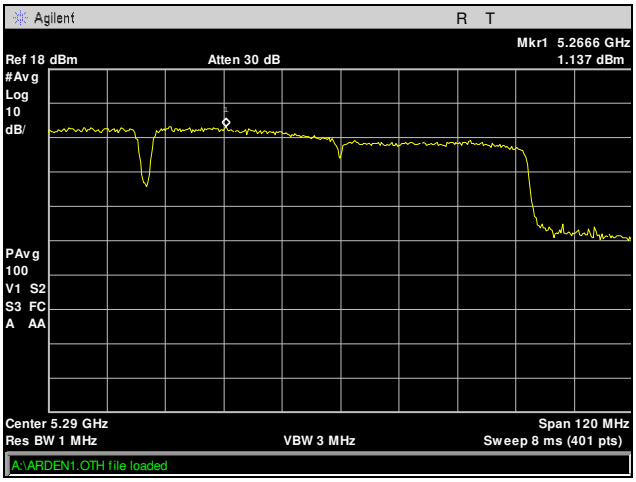

Plot 647. Power Spectral Density, 802.11ac 160 MHz, 5250 MHz, Port 3, Radio 0, 4x8

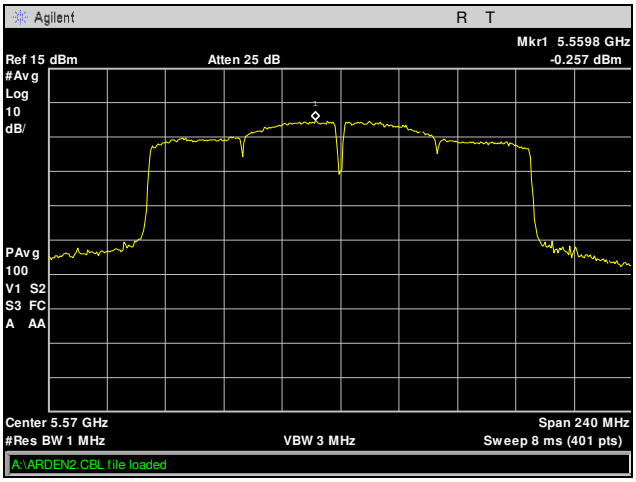

Plot 648. Power Spectral Density, 802.11ac 160 MHz, 5570 MHz, Port 3, Radio 0, 4x8

Power Spectral Density, 802.11ac 160 MHz, Port 4, Radio 0, 4x8

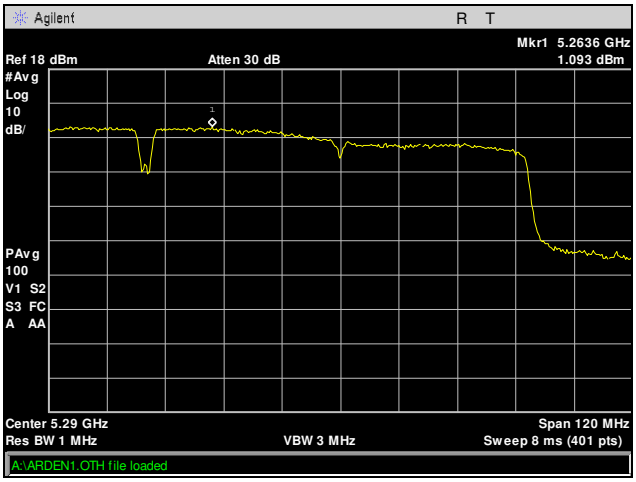

Plot 649. Power Spectral Density, 802.11ac 160 MHz, 5250 MHz, Port 4, Radio 0, 4x8

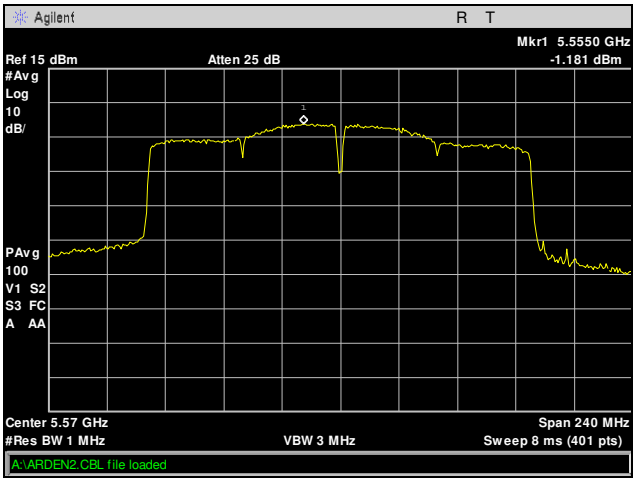

Plot 650. Power Spectral Density, 802.11ac 160 MHz, 5570 MHz, Port 4, Radio 0, 4x8

Power Spectral Density, 802.11n 20 MHz, Port 1, Radio 0, 4x8

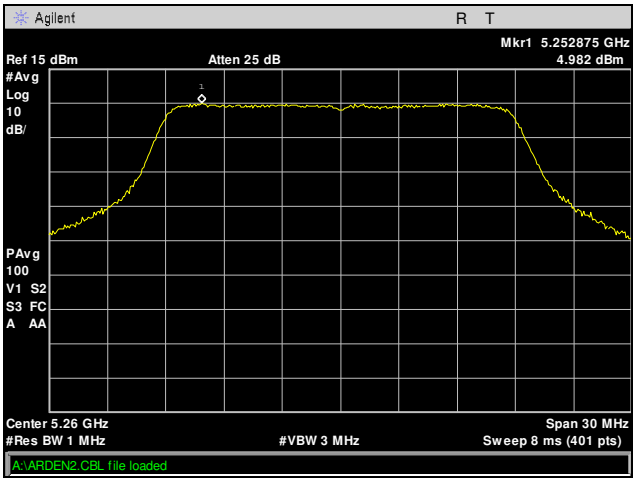

Plot 651. Power Spectral Density, 802.11n 20 MHz, 5260 MHz, Port 1, Radio 0, 4x8

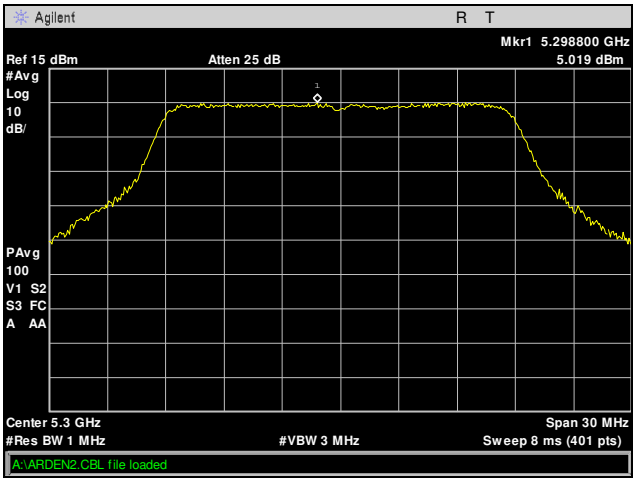

Plot 652. Power Spectral Density, 802.11n 20 MHz, 5300 MHz, Port 1, Radio 0, 4x8

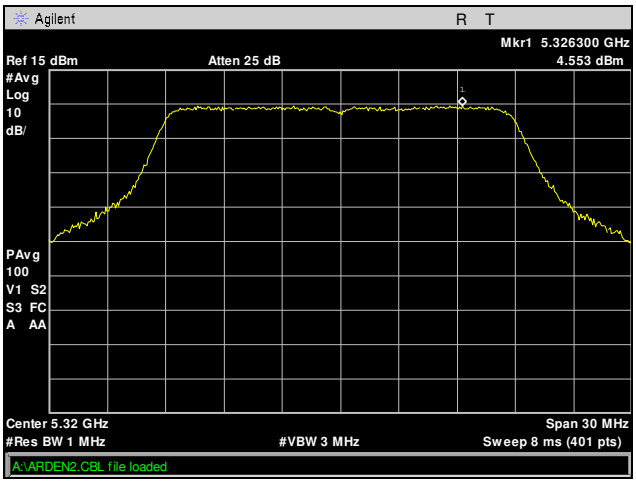

Plot 653. Power Spectral Density, 802.11n 20 MHz, 5320 MHz, Port 1, Radio 0, 4x8

 © 2017, MET Laboratories, Inc.

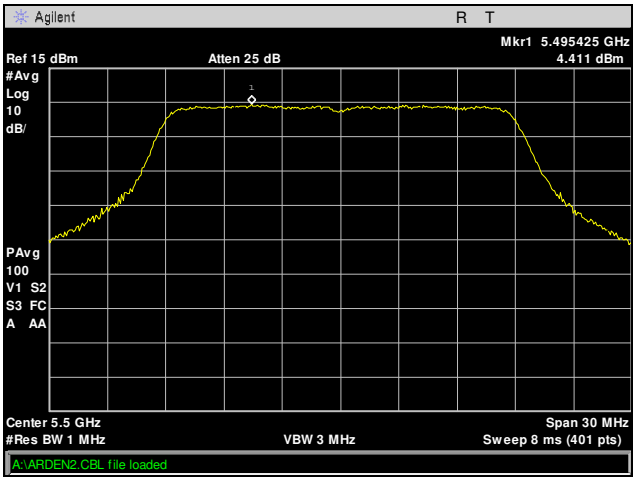

Plot 654. Power Spectral Density, 802.11n 20 MHz, 5500 MHz, Port 1, Radio 0, 4x8

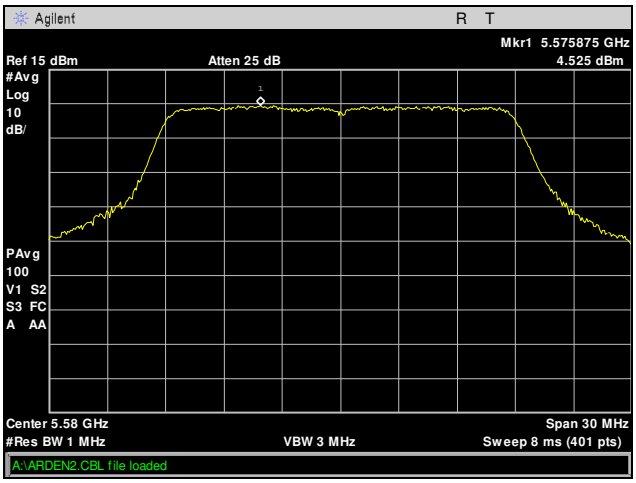

Plot 655. Power Spectral Density, 802.11n 20 MHz, 5580 MHz, Port 1, Radio 0, 4x8

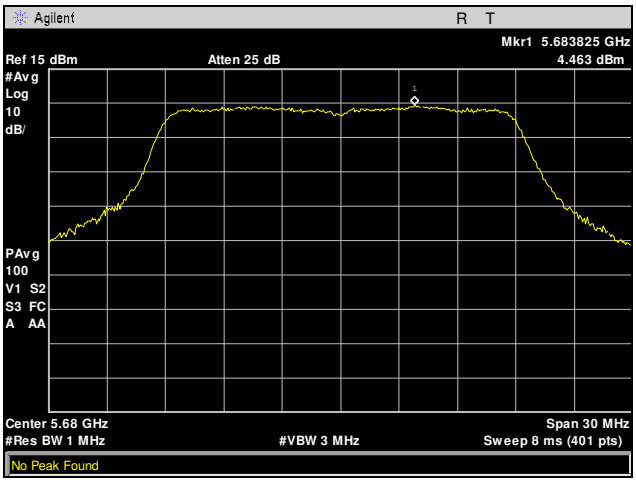

Plot 656. Power Spectral Density, 802.11n 20 MHz, 5680 MHz, Port 1, Radio 0, 4x8

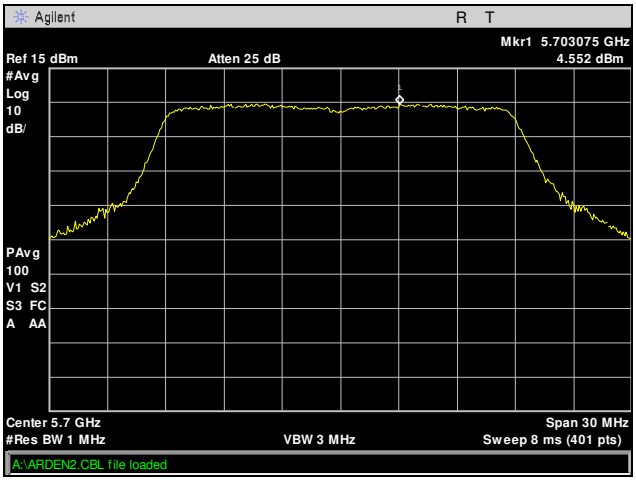

Plot 657. Power Spectral Density, 802.11n 20 MHz, 5700 MHz, Port 1, Radio 0, 4x8

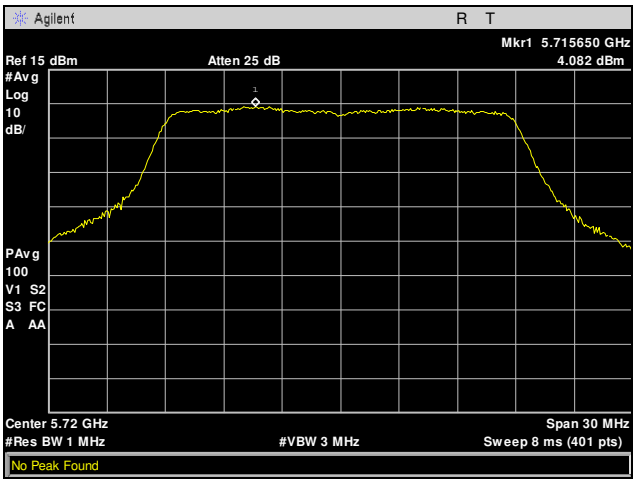

Plot 658. Power Spectral Density, 802.11n 20 MHz, 5720 MHz, Port 1, Radio 0, 4x8

Power Spectral Density, 802.11n 20 MHz, Port 2, Radio 0, 4x8

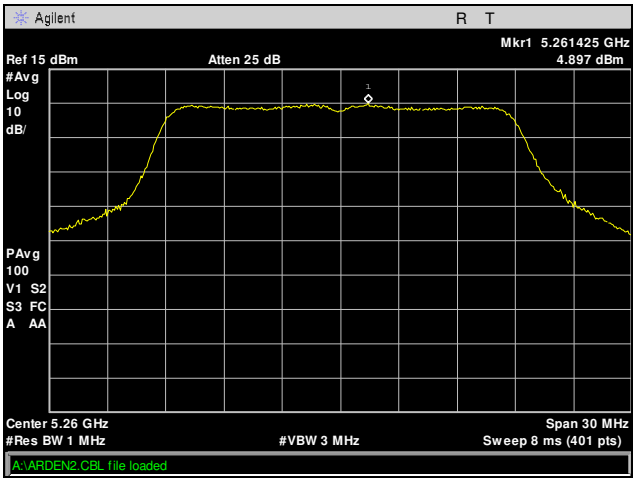

Plot 659. Power Spectral Density, 802.11n 20 MHz, 5260 MHz, Port 2, Radio 0, 4x8

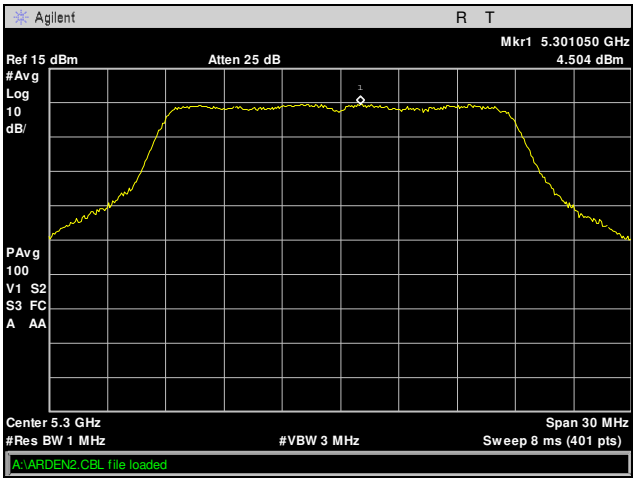

Plot 660. Power Spectral Density, 802.11n 20 MHz, 5300 MHz, Port 2, Radio 0, 4x8

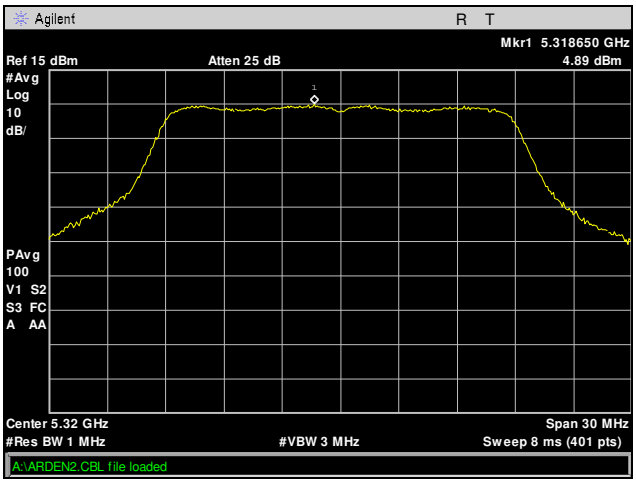

Plot 661. Power Spectral Density, 802.11n 20 MHz, 5320 MHz, Port 2, Radio 0, 4x8

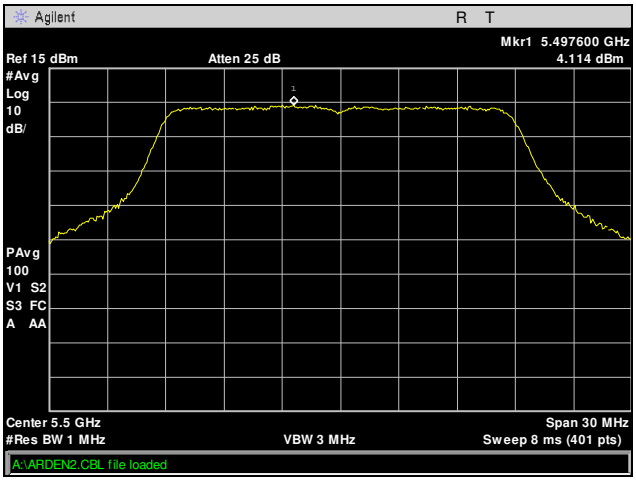

Plot 662. Power Spectral Density, 802.11n 20 MHz, 5500 MHz, Port 2, Radio 0, 4x8

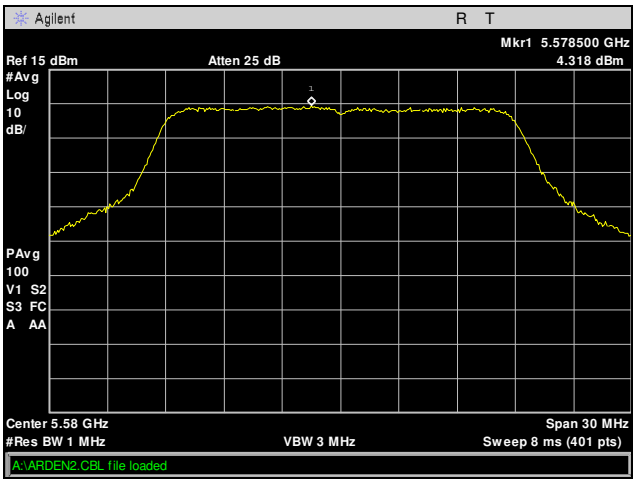

Plot 663. Power Spectral Density, 802.11n 20 MHz, 5580 MHz, Port 2, Radio 0, 4x8

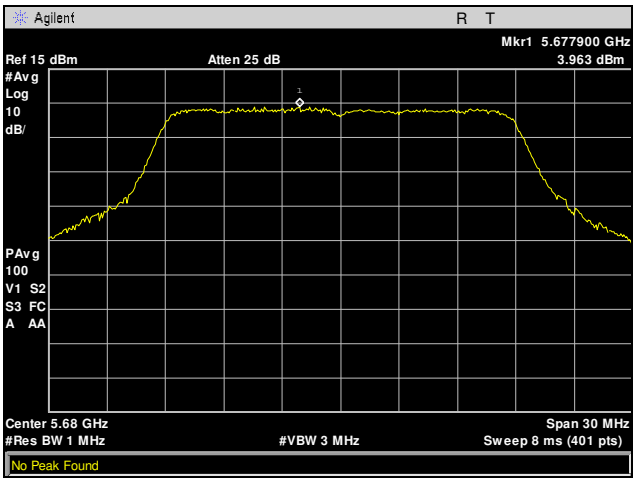

Plot 664. Power Spectral Density, 802.11n 20 MHz, 5680 MHz, Port 2, Radio 0, 4x8

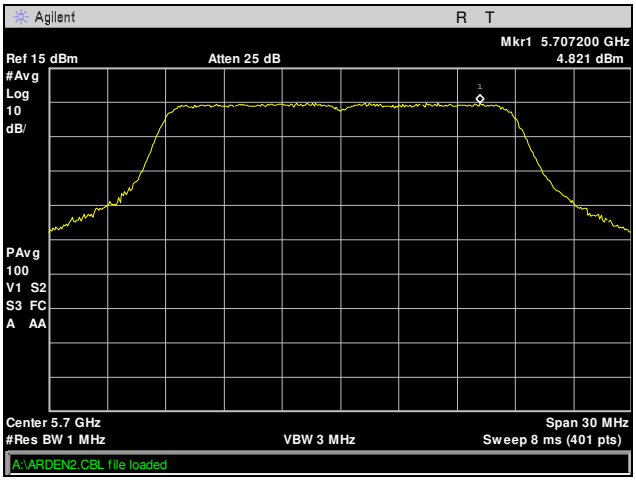

Plot 665. Power Spectral Density, 802.11n 20 MHz, 5700 MHz, Port 2, Radio 0, 4x8

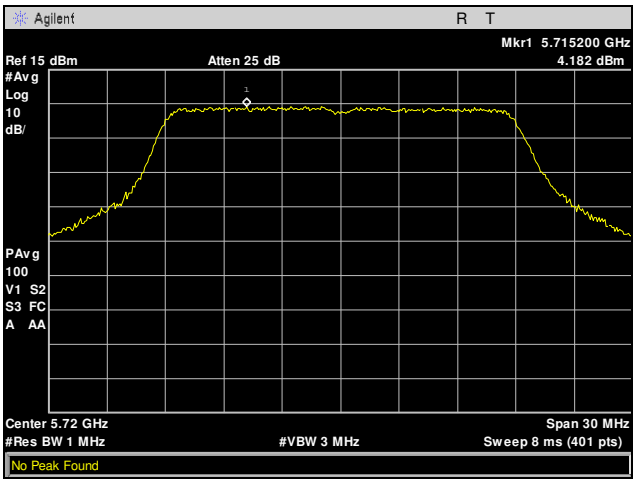

Plot 666. Power Spectral Density, 802.11n 20 MHz, 5720 MHz, Port 2, Radio 0, 4x8

Power Spectral Density, 802.11n 20 MHz, Port 3, Radio 0, 4x8

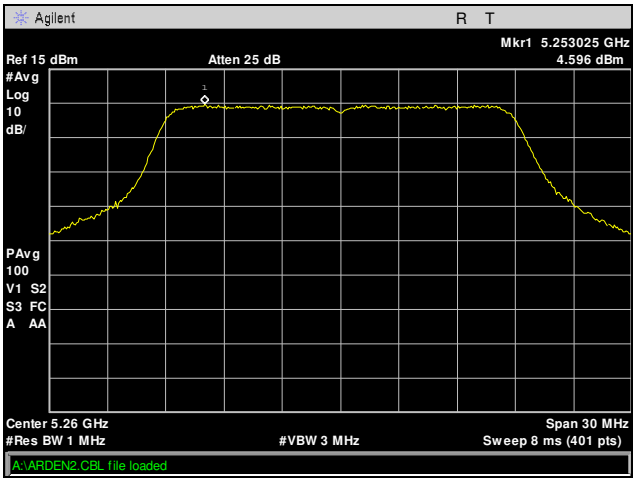

Plot 667. Power Spectral Density, 802.11n 20 MHz, 5260 MHz, Port 3, Radio 0, 4x8

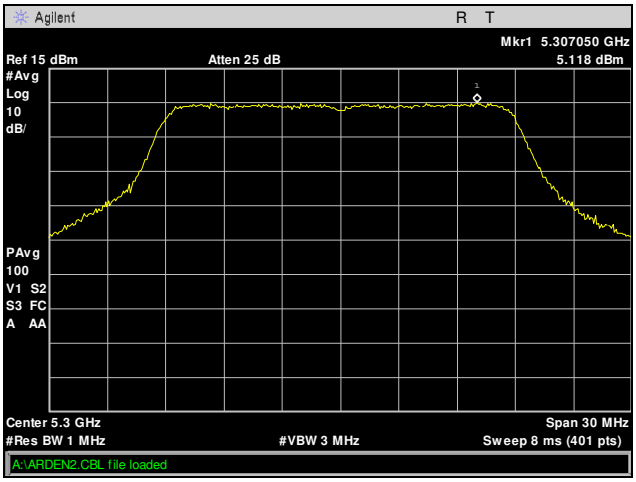

Plot 668. Power Spectral Density, 802.11n 20 MHz, 5300 MHz, Port 3, Radio 0, 4x8

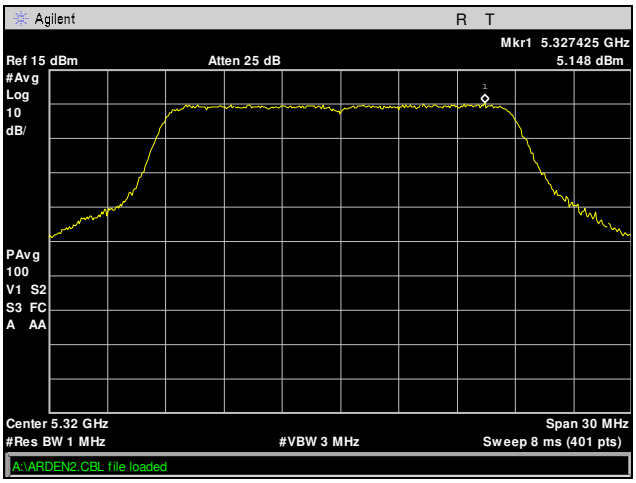

Plot 669. Power Spectral Density, 802.11n 20 MHz, 5320 MHz, Port 3, Radio 0, 4x8

 © 2017, MET Laboratories, Inc.

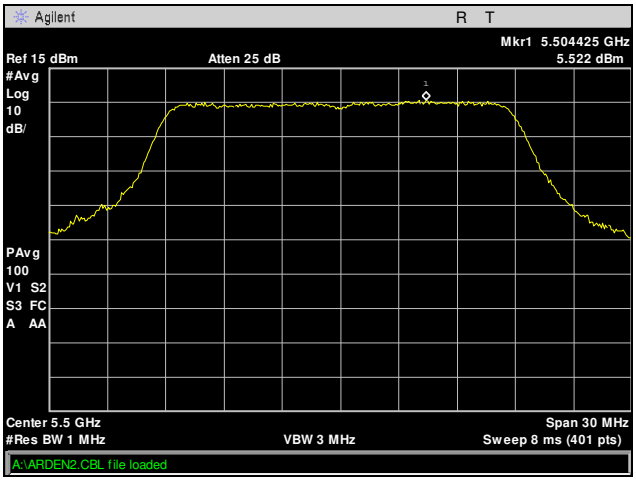

Plot 670. Power Spectral Density, 802.11n 20 MHz, 5500 MHz, Port 3, Radio 0, 4x8

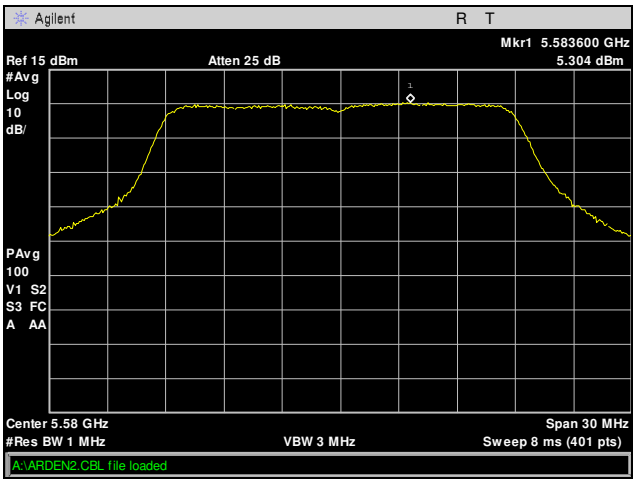

Plot 671. Power Spectral Density, 802.11n 20 MHz, 5580 MHz, Port 3, Radio 0, 4x8

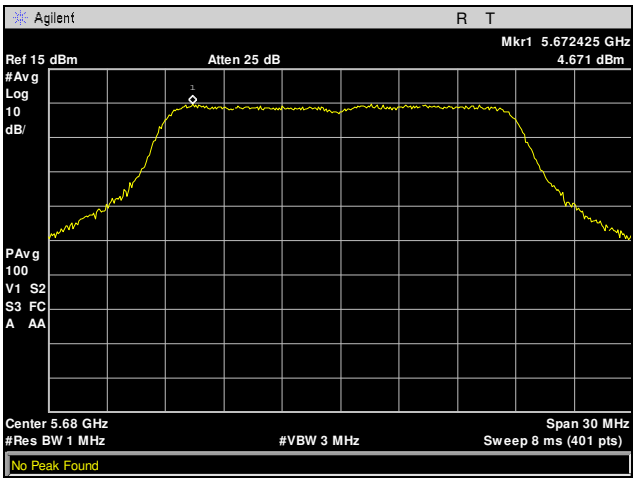

Plot 672. Power Spectral Density, 802.11n 20 MHz, 5680 MHz, Port 3, Radio 0, 4x8

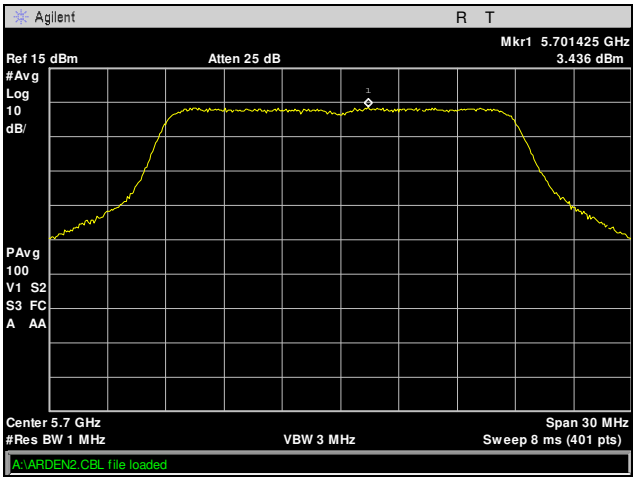

Plot 673. Power Spectral Density, 802.11n 20 MHz, 5700 MHz, Port 3, Radio 0, 4x8

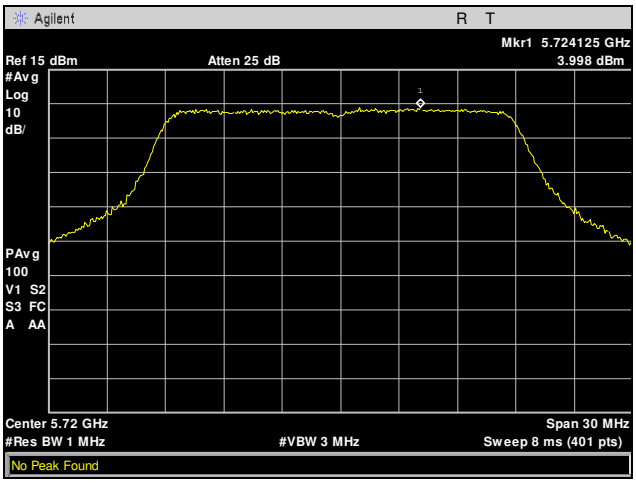

Plot 674. Power Spectral Density, 802.11n 20 MHz, 5720 MHz, Port 3, Radio 0, 4x8

Power Spectral Density, 802.11n 20 MHz, Port 4, Radio 0, 4x8

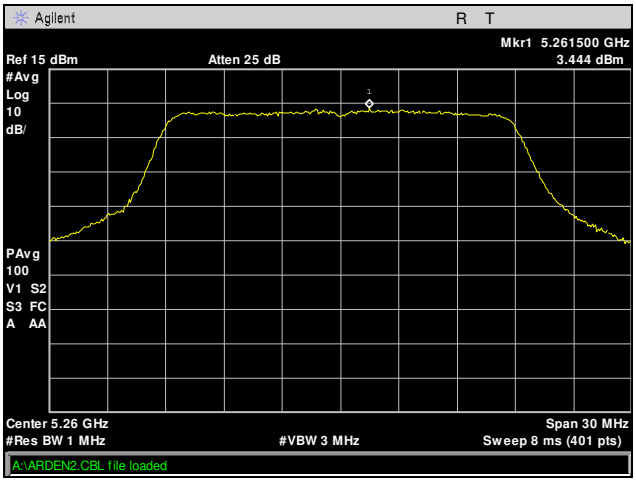

Plot 675. Power Spectral Density, 802.11n 20 MHz, 5260 MHz, Port 4, Radio 0, 4x8

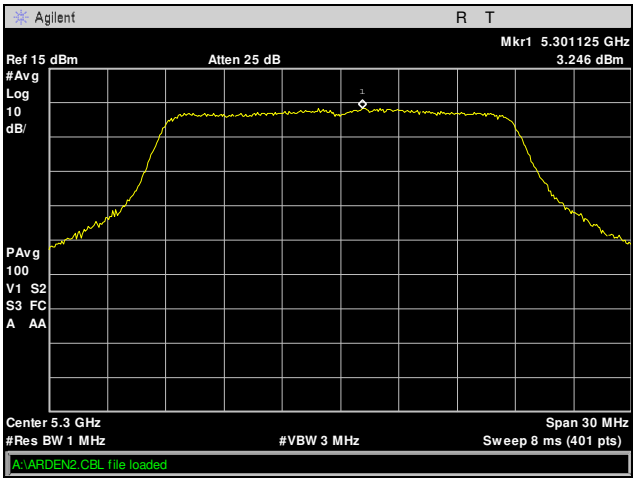

Plot 676. Power Spectral Density, 802.11n 20 MHz, 5300 MHz, Port 4, Radio 0, 4x8

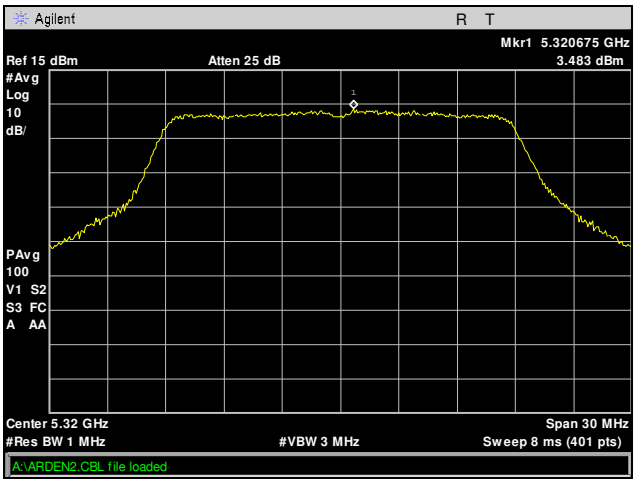

Plot 677. Power Spectral Density, 802.11n 20 MHz, 5320 MHz, Port 4, Radio 0, 4x8

 © 2017, MET Laboratories, Inc.

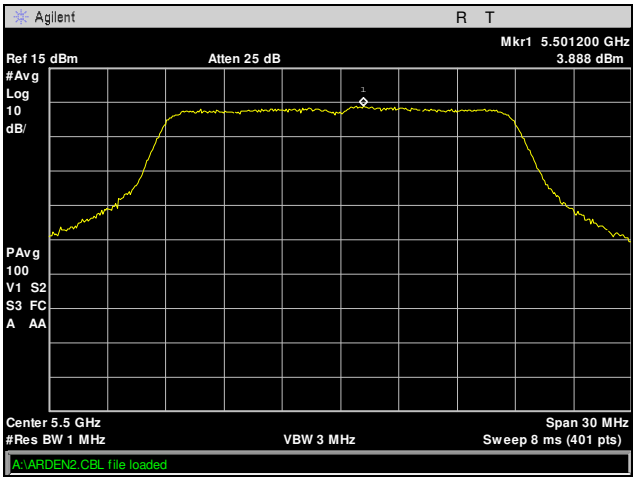

Plot 678. Power Spectral Density, 802.11n 20 MHz, 5500 MHz, Port 4, Radio 0, 4x8

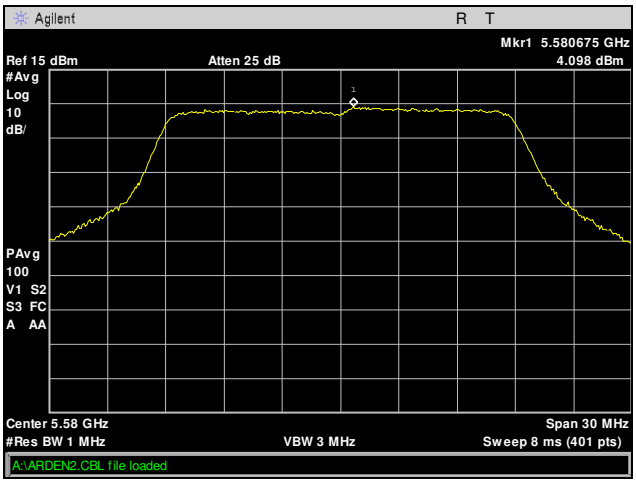

Plot 679. Power Spectral Density, 802.11n 20 MHz, 5580 MHz, Port 4, Radio 0, 4x8

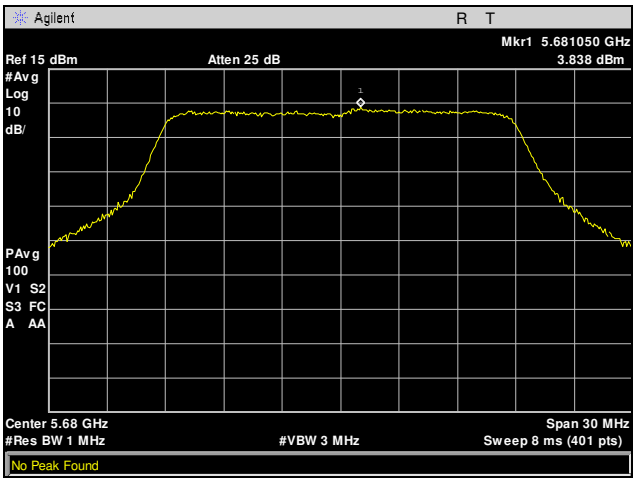

Plot 680. Power Spectral Density, 802.11n 20 MHz, 5680 MHz, Port 4, Radio 0, 4x8

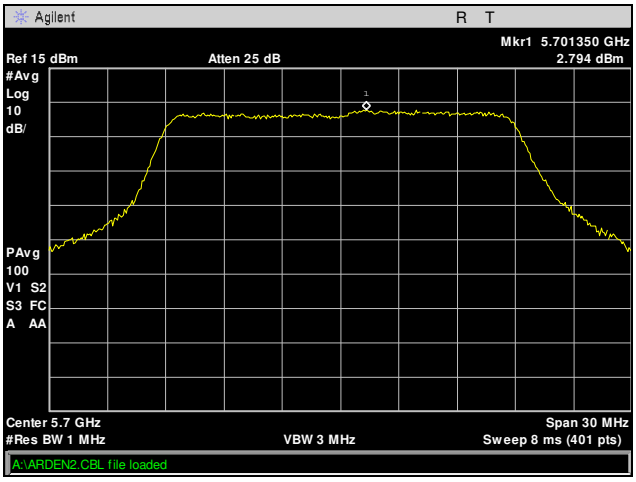

Plot 681. Power Spectral Density, 802.11n 20 MHz, 5700 MHz, Port 4, Radio 0, 4x8

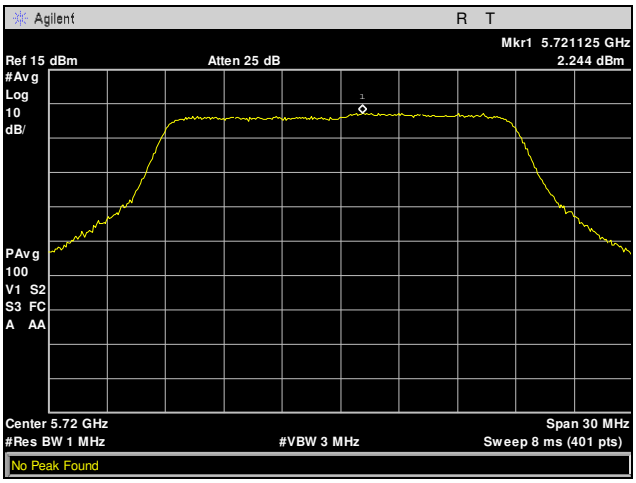

Plot 682. Power Spectral Density, 802.11n 20 MHz, 5720 MHz, Port 4, Radio 0, 4x8

Power Spectral Density, 802.11n 40 MHz, Port 1, Radio 0, 4x8

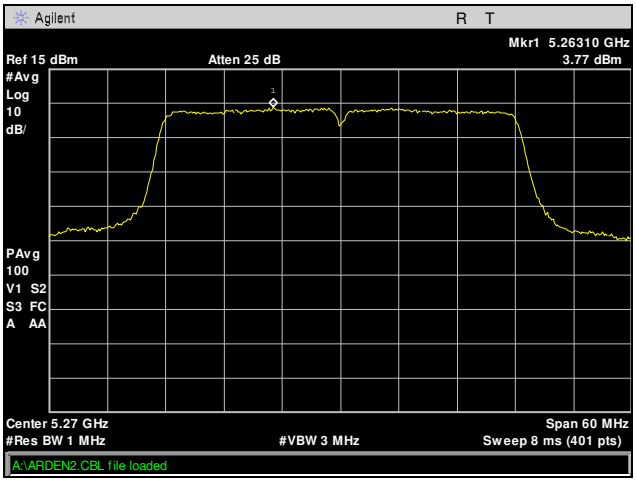

Plot 683. Power Spectral Density, 802.11n 40 MHz, 5270 MHz, Port 1, Radio 0, 4x8

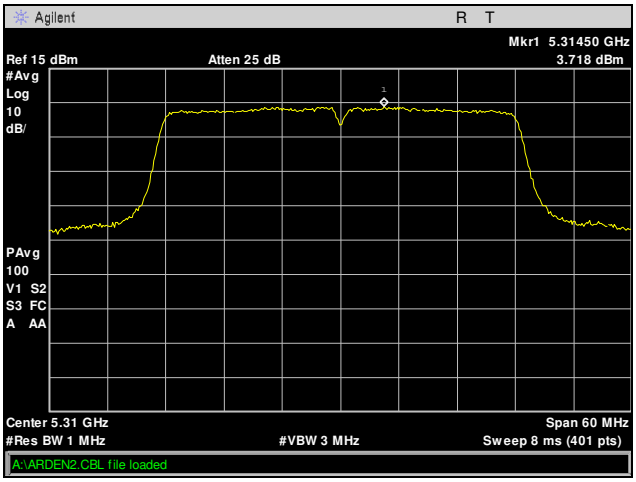

Plot 684. Power Spectral Density, 802.11n 40 MHz, 5310 MHz, Port 1, Radio 0, 4x8

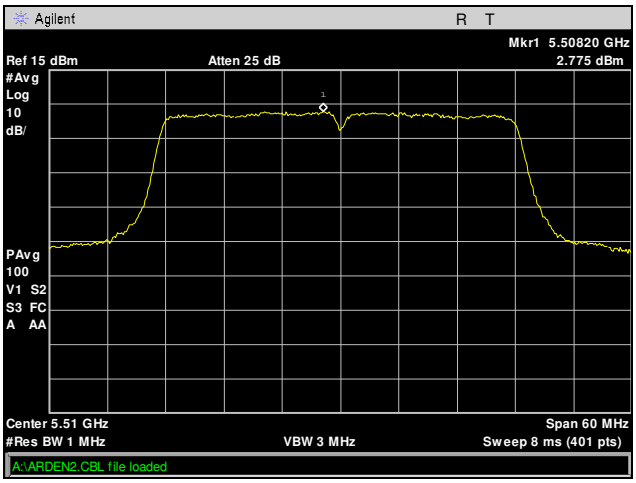

Plot 685. Power Spectral Density, 802.11n 40 MHz, 5510 MHz, Port 1, Radio 0, 4x8

 © 2017, MET Laboratories, Inc.

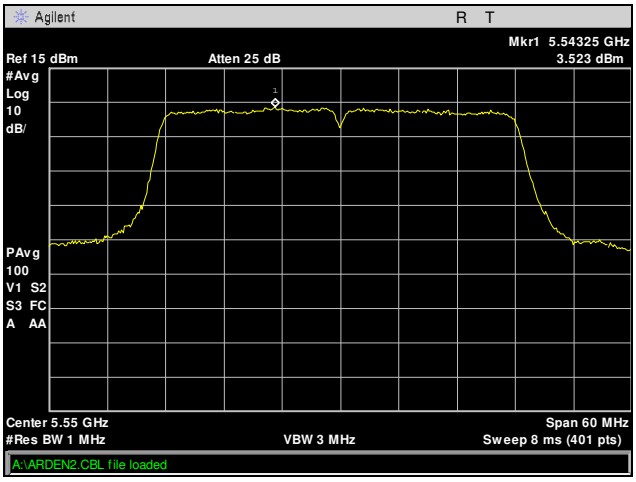

Plot 686. Power Spectral Density, 802.11n 40 MHz, 5550 MHz, Port 1, Radio 0, 4x8

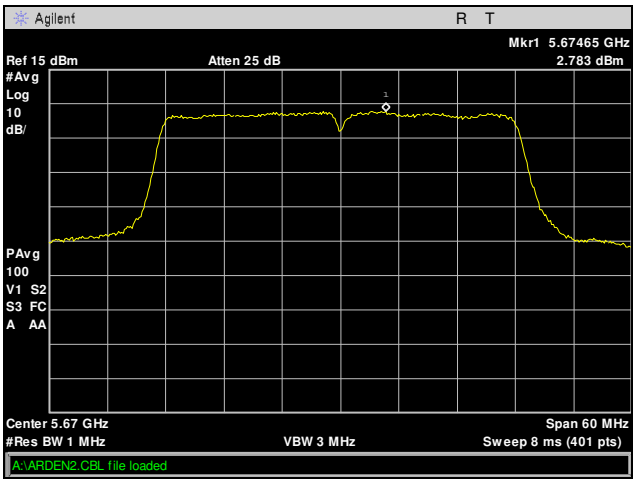

Plot 687. Power Spectral Density, 802.11n 40 MHz, 5670 MHz, Port 1, Radio 0, 4x8

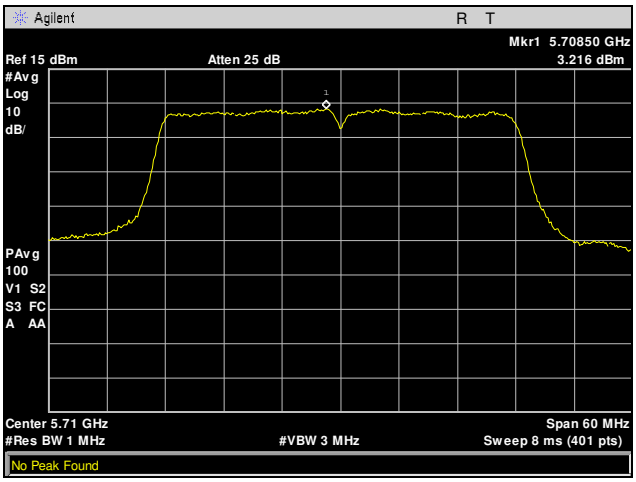

Plot 688. Power Spectral Density, 802.11n 40 MHz, 5710 MHz, Port 1, Radio 0, 4x8

Power Spectral Density, 802.11n 40 MHz, Port 2, Radio 0, 4x8

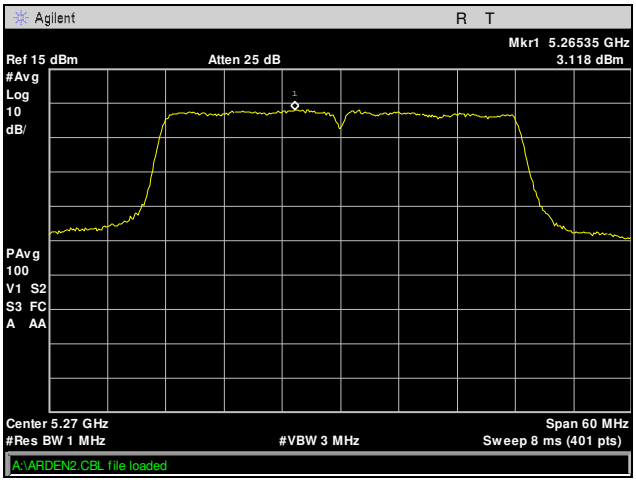

Plot 689. Power Spectral Density, 802.11n 40 MHz, 5270 MHz, Port 2, Radio 0, 4x8

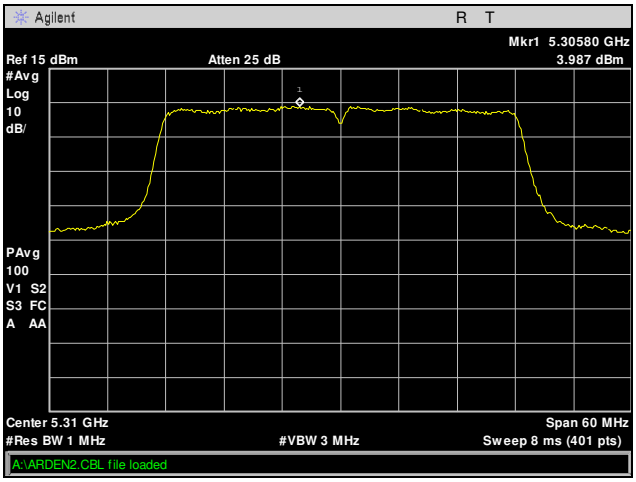

Plot 690. Power Spectral Density, 802.11n 40 MHz, 5310 MHz, Port 2, Radio 0, 4x8

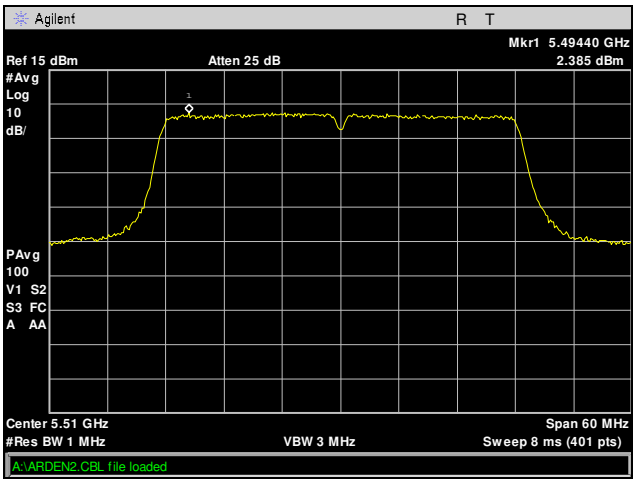

Plot 691. Power Spectral Density, 802.11n 40 MHz, 5510 MHz, Port 2, Radio 0, 4x8

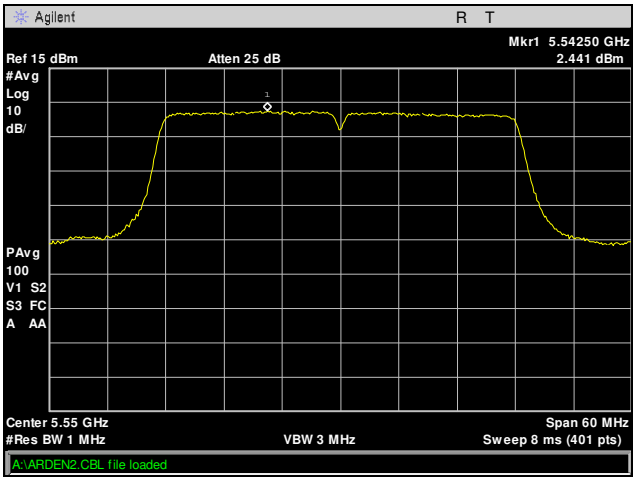

Plot 692. Power Spectral Density, 802.11n 40 MHz, 5550 MHz, Port 2, Radio 0, 4x8

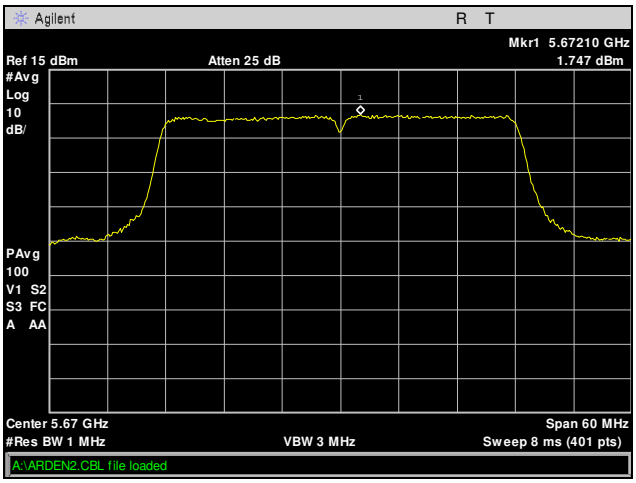

Plot 693. Power Spectral Density, 802.11n 40 MHz, 5670 MHz, Port 2, Radio 0, 4x8

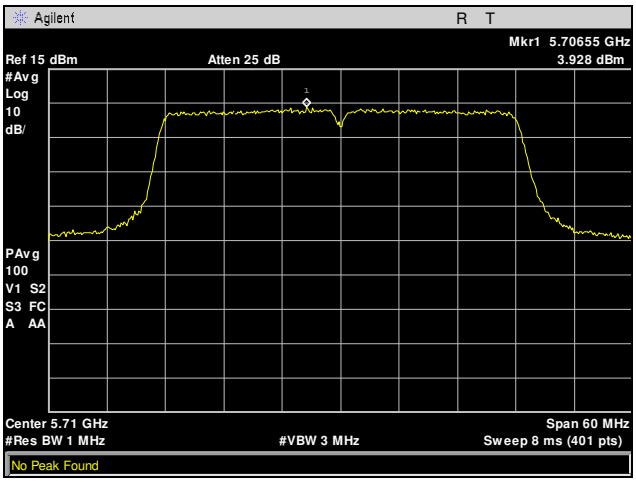

Plot 694. Power Spectral Density, 802.11n 40 MHz, 5710 MHz, Port 2, Radio 0, 4x8

Power Spectral Density, 802.11n 40 MHz, Port 3, Radio 0, 4x8

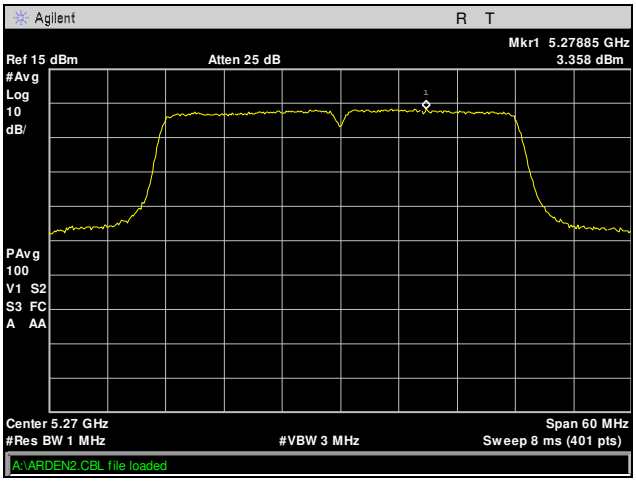

Plot 695. Power Spectral Density, 802.11n 40 MHz, 5270 MHz, Port 3, Radio 0, 4x8

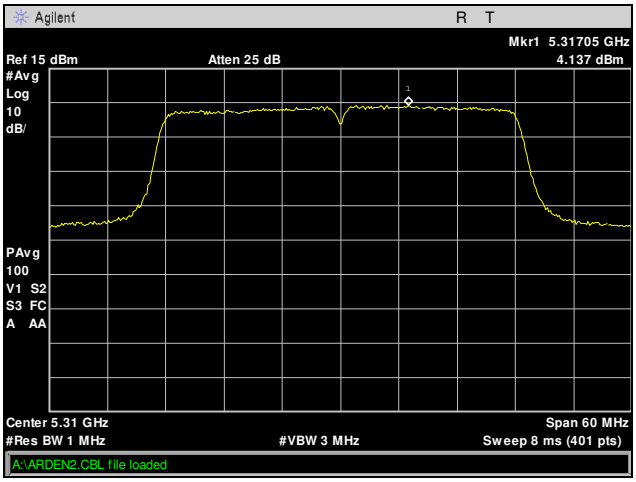

Plot 696. Power Spectral Density, 802.11n 40 MHz, 5310 MHz, Port 3, Radio 0, 4x8

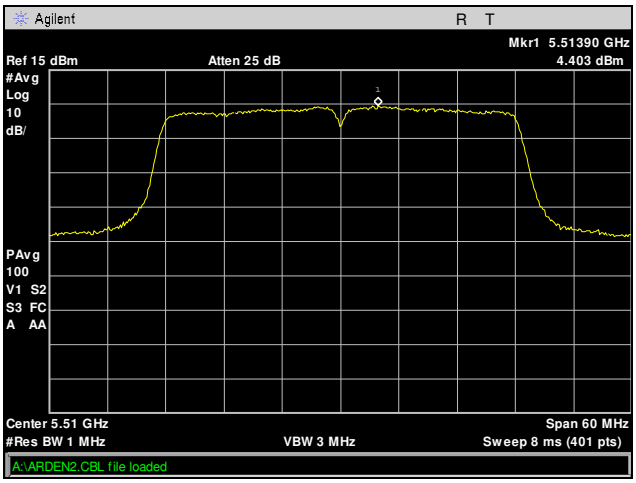

Plot 697. Power Spectral Density, 802.11n 40 MHz, 5510 MHz, Port 3, Radio 0, 4x8

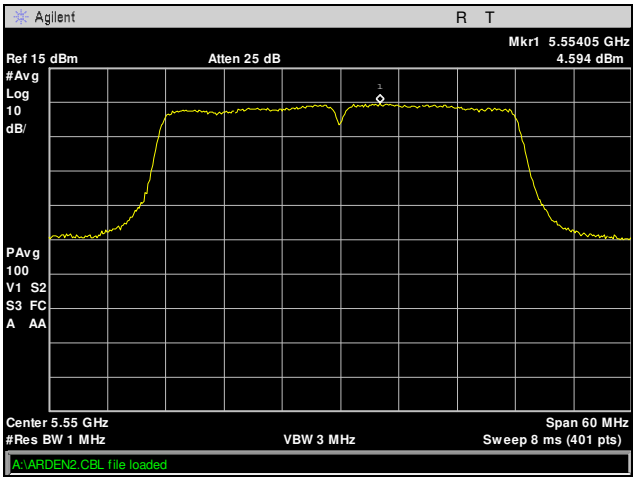

Plot 698. Power Spectral Density, 802.11n 40 MHz, 5550 MHz, Port 3, Radio 0, 4x8

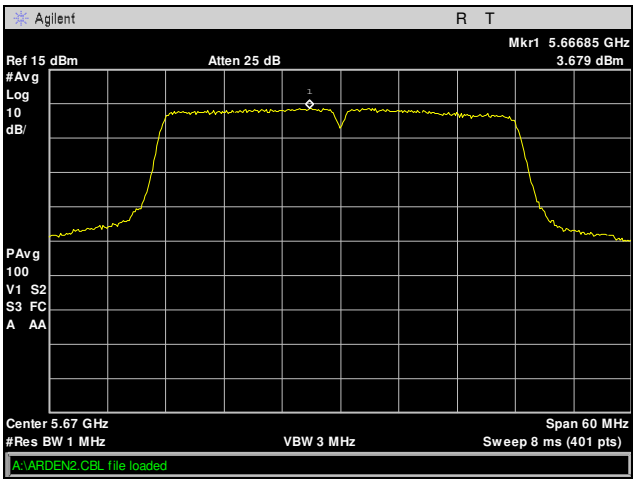

Plot 699. Power Spectral Density, 802.11n 40 MHz, 5670 MHz, Port 3, Radio 0, 4x8

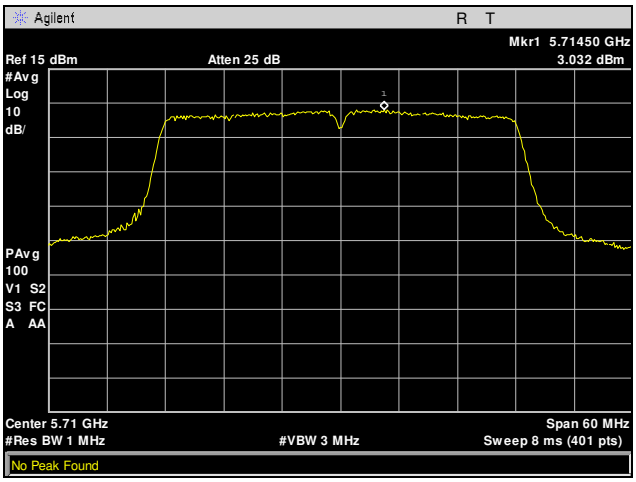

Plot 700. Power Spectral Density, 802.11n 40 MHz, 5710 MHz, Port 3, Radio 0, 4x8

Power Spectral Density, 802.11n 40 MHz, Port 4, Radio 0, 4x8

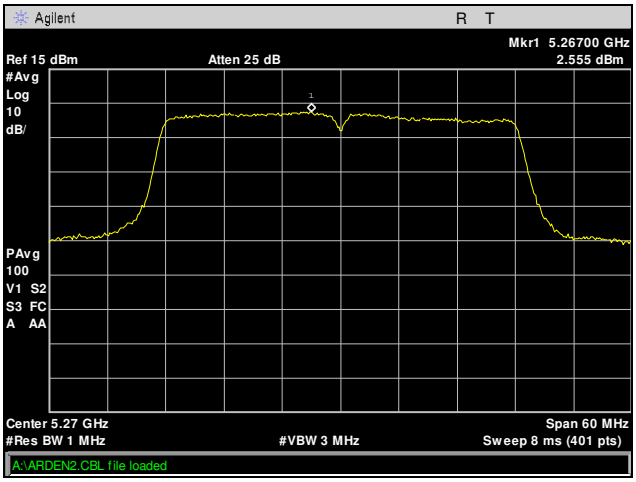

Plot 701. Power Spectral Density, 802.11n 40 MHz, 5270 MHz, Port 4, Radio 0, 4x8

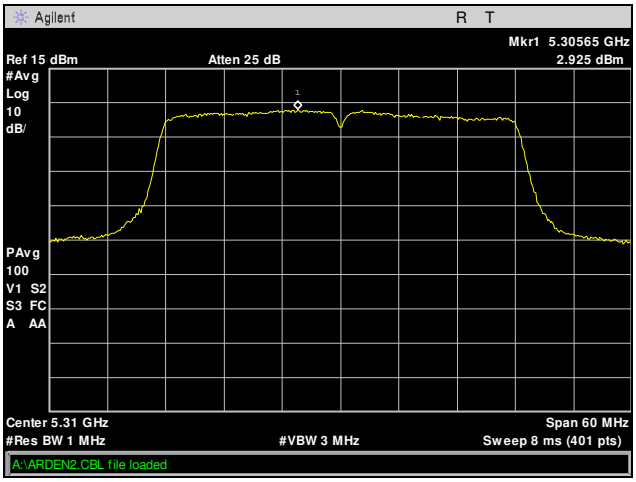

Plot 702. Power Spectral Density, 802.11n 40 MHz, 5310 MHz, Port 4, Radio 0, 4x8

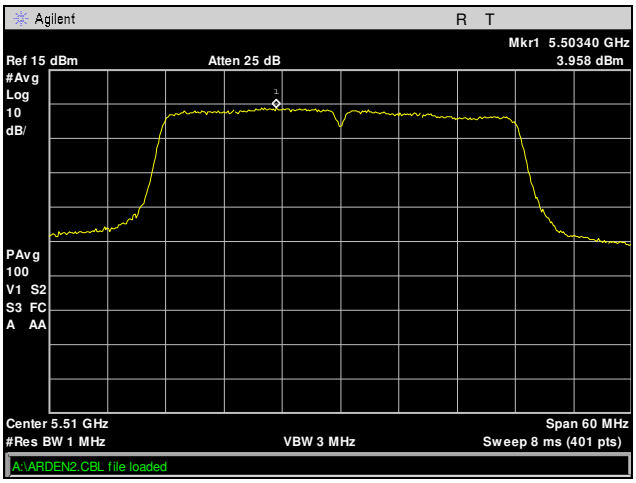

Plot 703. Power Spectral Density, 802.11n 40 MHz, 5510 MHz, Port 4, Radio 0, 4x8

 © 2017, MET Laboratories, Inc.

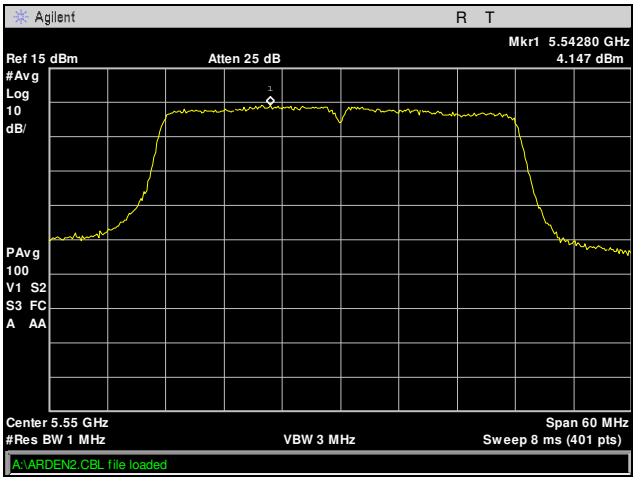

Plot 704. Power Spectral Density, 802.11n 40 MHz, 5550 MHz, Port 4, Radio 0, 4x8

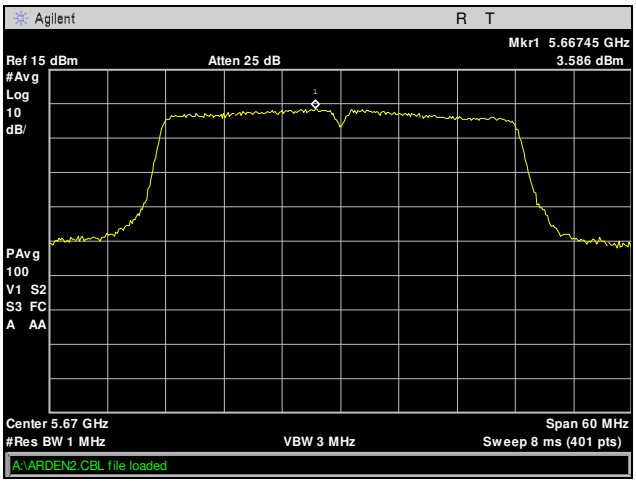

Plot 705. Power Spectral Density, 802.11n 40 MHz, 5670 MHz, Port 4, Radio 0, 4x8

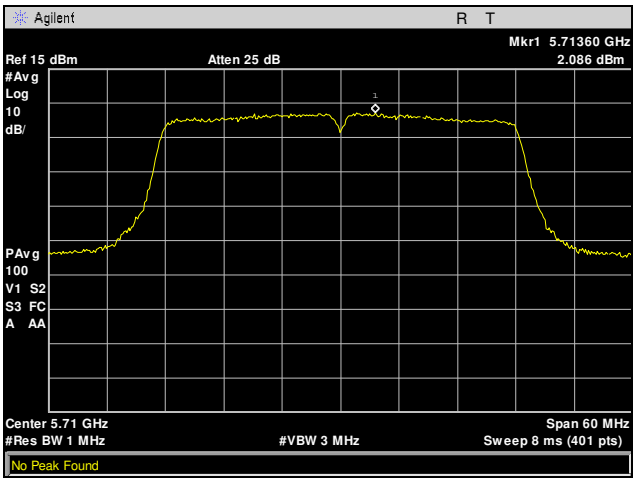

Plot 706. Power Spectral Density, 802.11n 40 MHz, 5710 MHz, Port 4, Radio 0, 4x8

Power Spectral Density, 802.11a, Port 1, Radio 0, 8x8

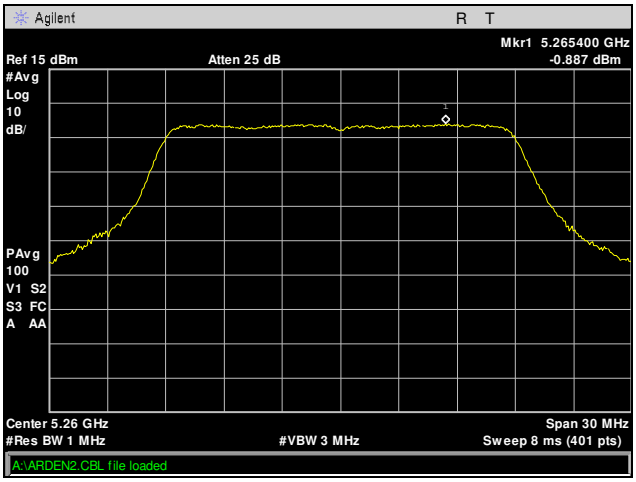

Plot 707. Power Spectral Density, 802.11a, 5260 MHz, Port 1, Radio 0, 8x8

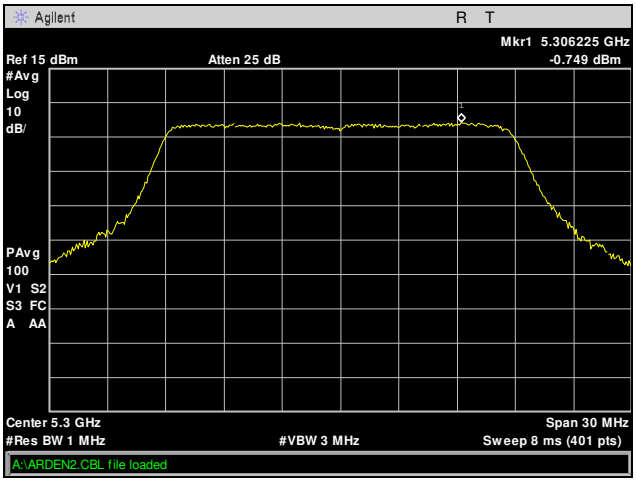

Plot 708. Power Spectral Density, 802.11a, 5300 MHz, Port 1, Radio 0, 8x8

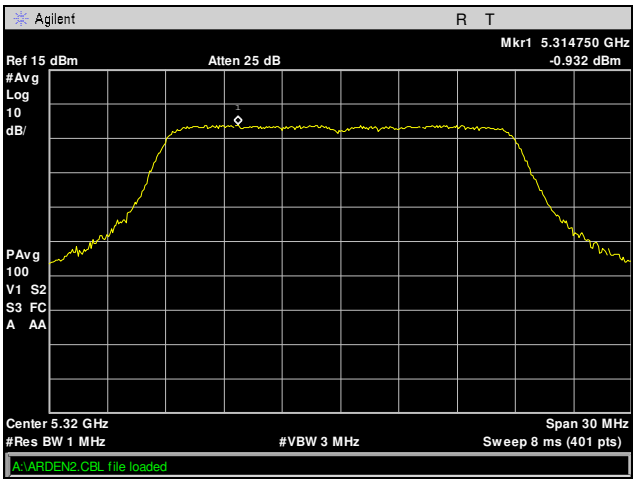

Plot 709. Power Spectral Density, 802.11a, 5320 MHz, Port 1, Radio 0, 8x8

 © 2017, MET Laboratories, Inc.

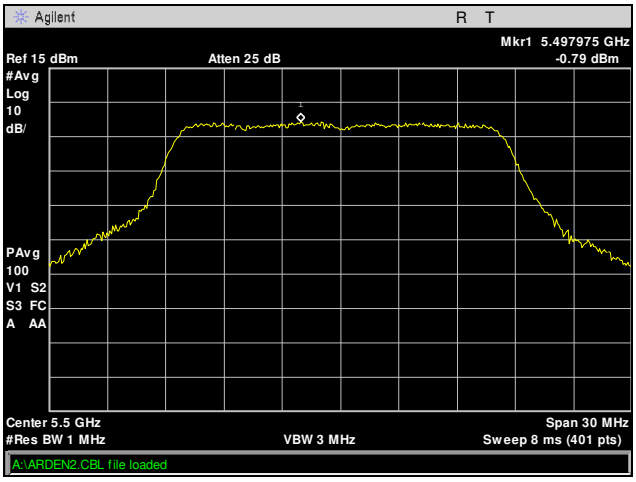

Plot 710. Power Spectral Density, 802.11a, 5500 MHz, Port 1, Radio 0, 8x8

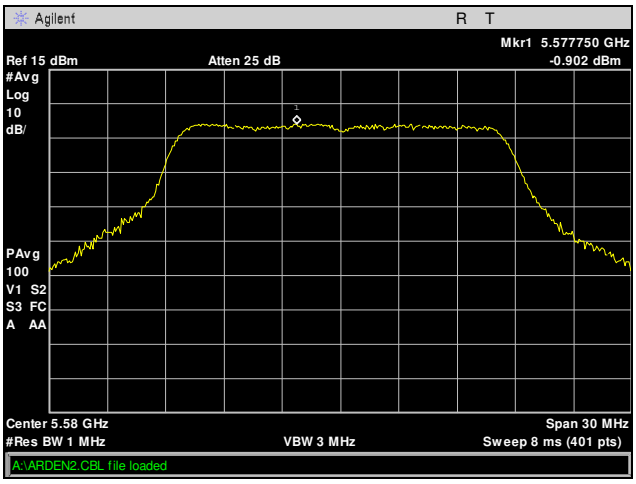

Plot 711. Power Spectral Density, 802.11a, 5580 MHz, Port 1, Radio 0, 8x8

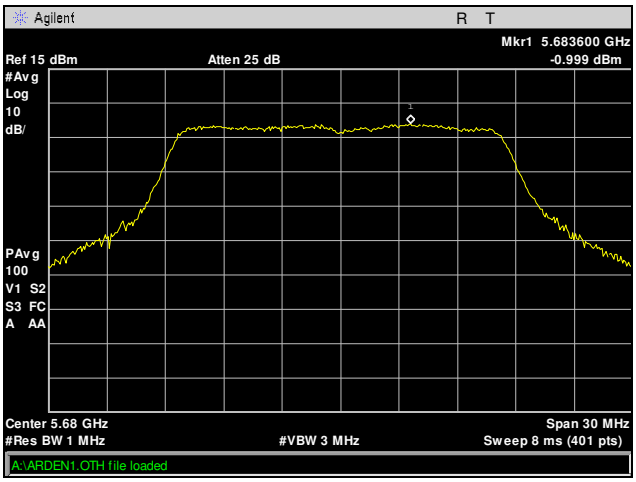

Plot 712. Power Spectral Density, 802.11a, 5680 MHz, Port 1, Radio 0, 8x8

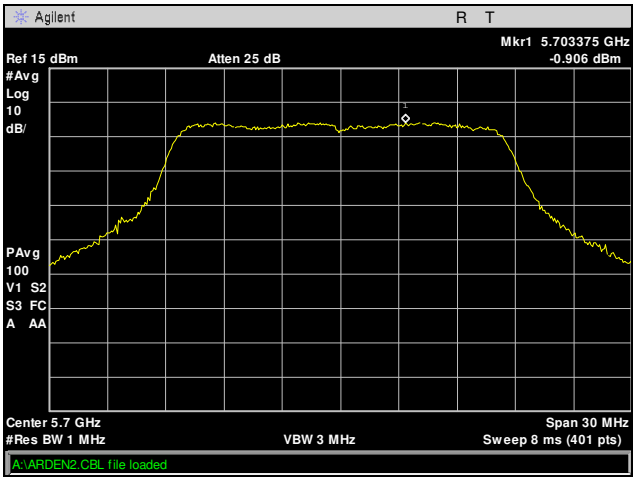

Plot 713. Power Spectral Density, 802.11a, 5700 MHz, Port 1, Radio 0, 8x8

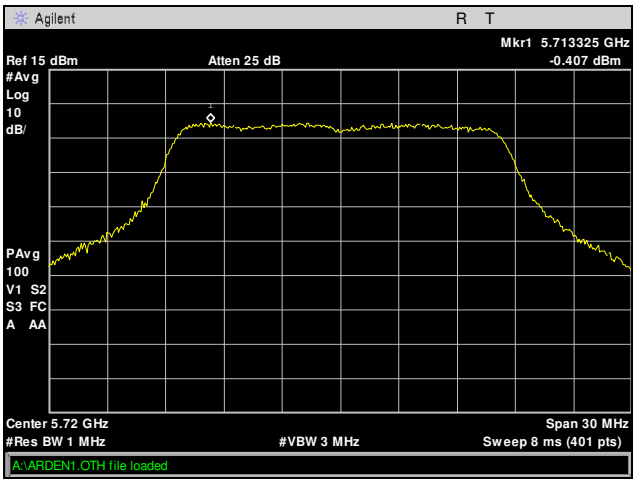

Plot 714. Power Spectral Density, 802.11a, 5720 MHz, Port 1, Radio 0, 8x8

Power Spectral Density, 802.11a, Port 2, Radio 0, 8x8

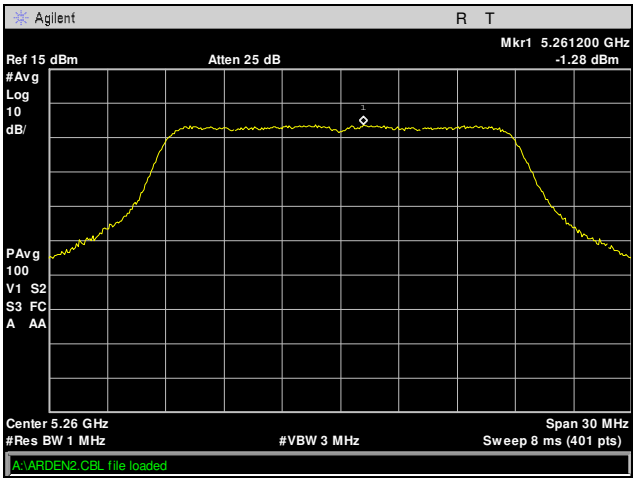

Plot 715. Power Spectral Density, 802.11a, 5260 MHz, Port 2, Radio 0, 8x8

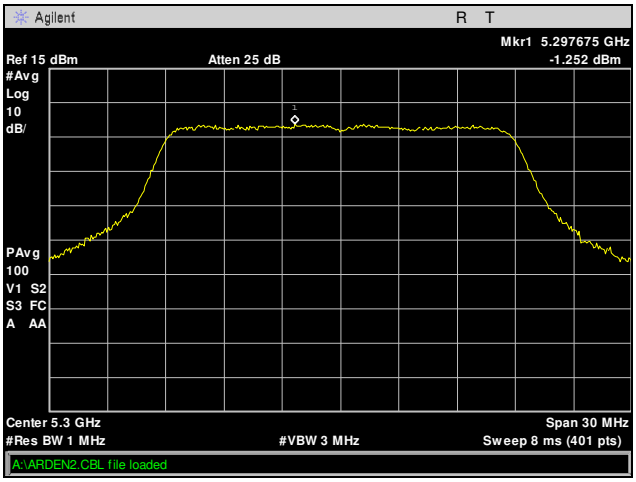

Plot 716. Power Spectral Density, 802.11a, 5300 MHz, Port 2, Radio 0, 8x8

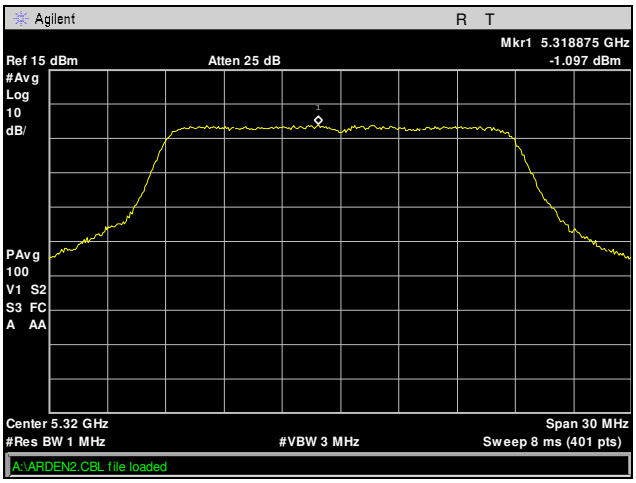

Plot 717. Power Spectral Density, 802.11a, 5320 MHz, Port 2, Radio 0, 8x8

 © 2017, MET Laboratories, Inc.

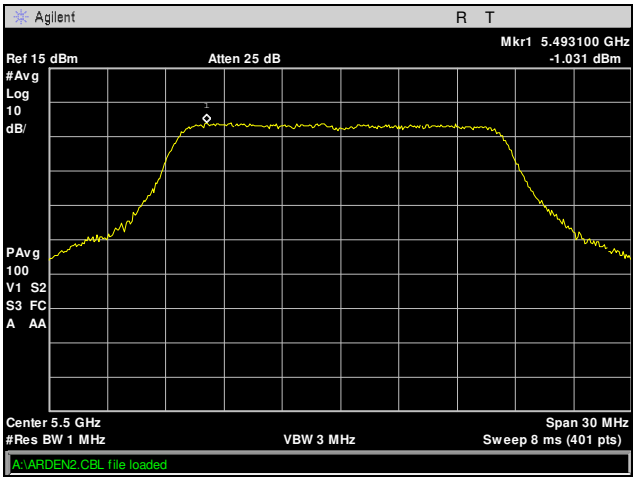

Plot 718. Power Spectral Density, 802.11a, 5500 MHz, Port 2, Radio 0, 8x8

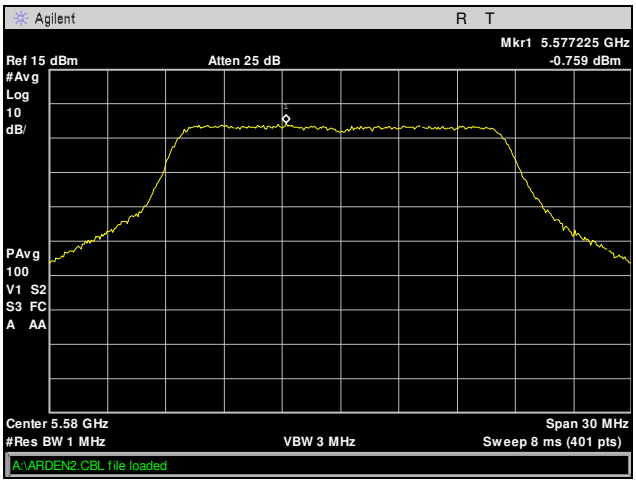

Plot 719. Power Spectral Density, 802.11a, 5580 MHz, Port 2, Radio 0, 8x8

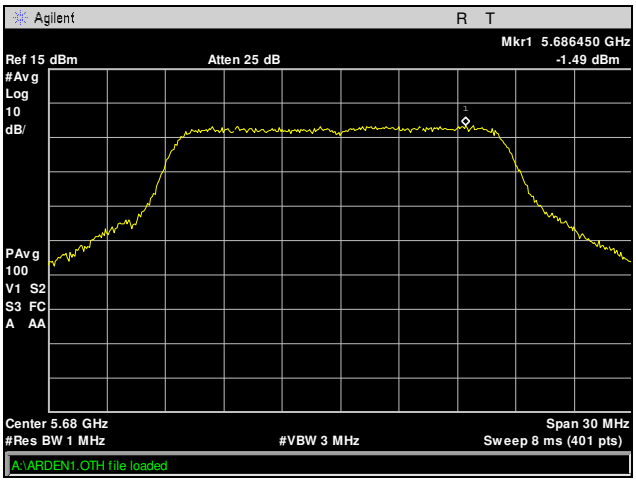

Plot 720. Power Spectral Density, 802.11a, 5680 MHz, Port 2, Radio 0, 8x8

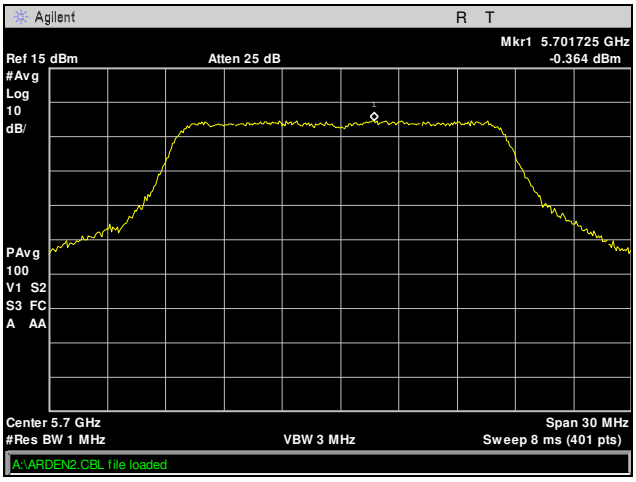

Plot 721. Power Spectral Density, 802.11a, 5700 MHz, Port 2, Radio 0, 8x8

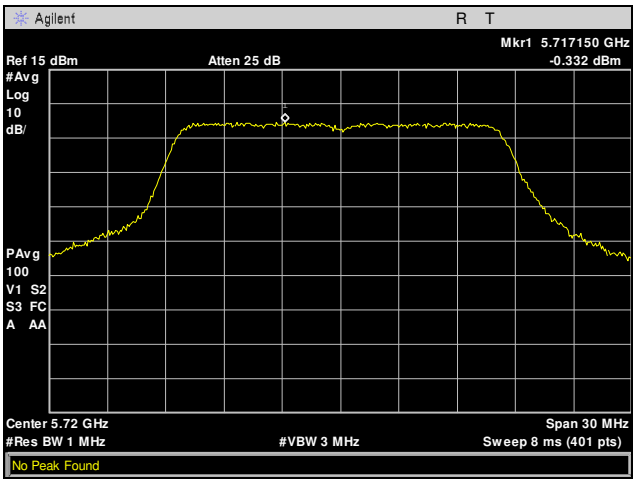

Plot 722. Power Spectral Density, 802.11a, 5720 MHz, Port 2, Radio 0, 8x8

Power Spectral Density, 802.11a, Port 3, Radio 0, 8x8

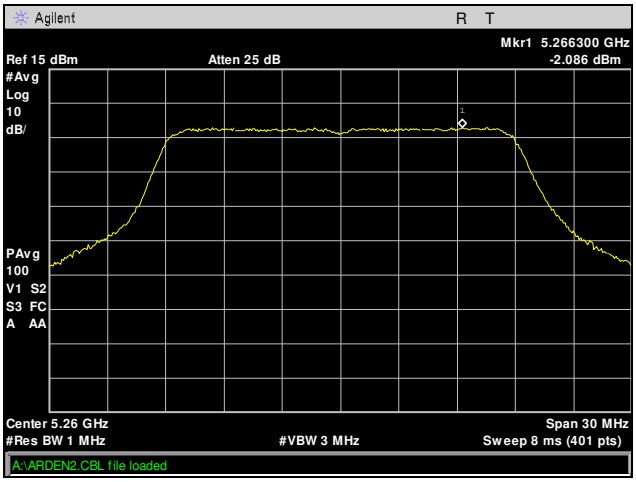

Plot 723. Power Spectral Density, 802.11a, 5260 MHz, Port 3, Radio 0, 8x8

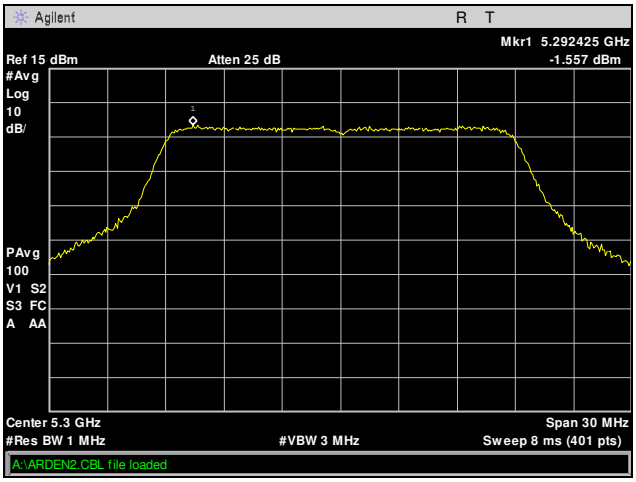

Plot 724. Power Spectral Density, 802.11a, 5300 MHz, Port 3, Radio 0, 8x8

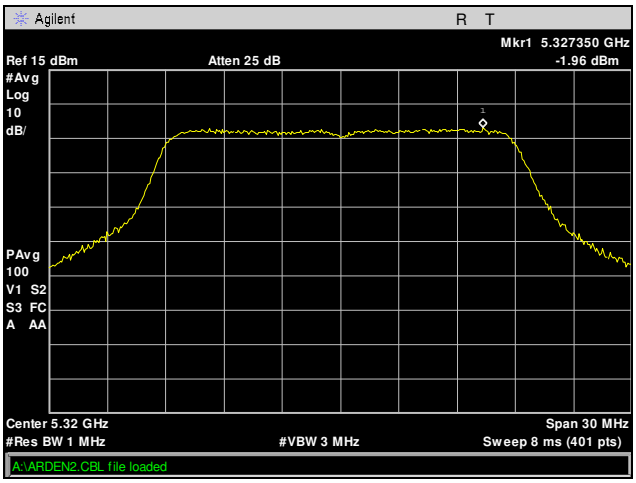

Plot 725. Power Spectral Density, 802.11a, 5320 MHz, Port 3, Radio 0, 8x8

 © 2017, MET Laboratories, Inc.

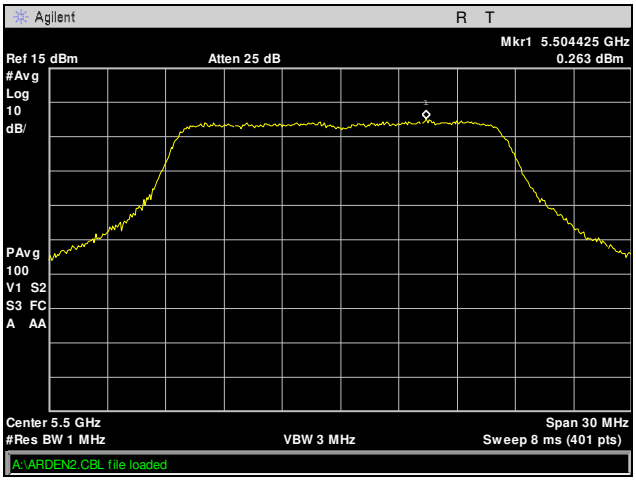

Plot 726. Power Spectral Density, 802.11a, 5500 MHz, Port 3, Radio 0, 8x8

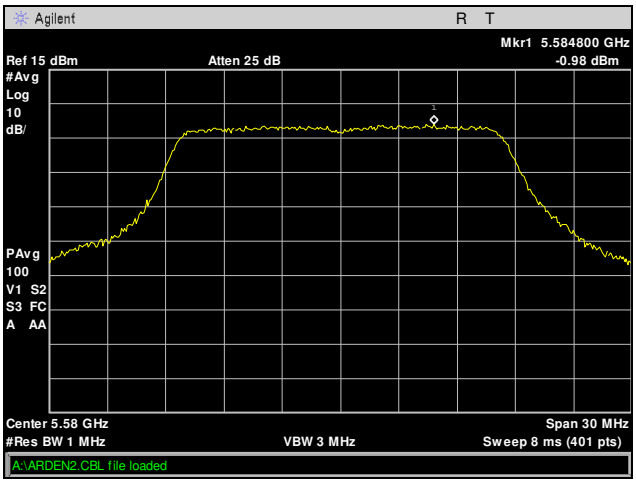

Plot 727. Power Spectral Density, 802.11a, 5580 MHz, Port 3, Radio 0, 8x8

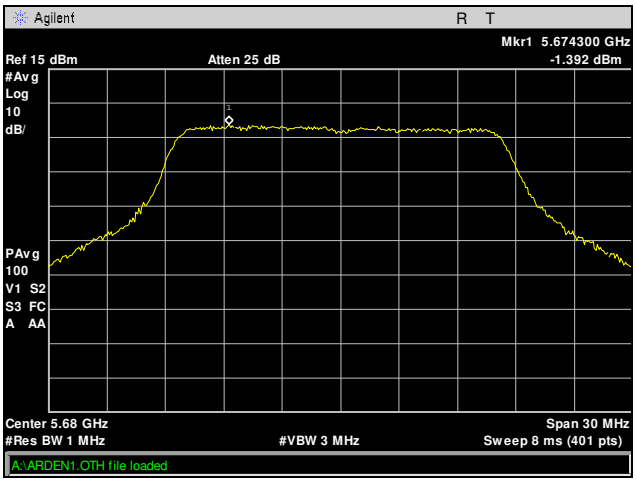

Plot 728. Power Spectral Density, 802.11a, 5680 MHz, Port 3, Radio 0, 8x8

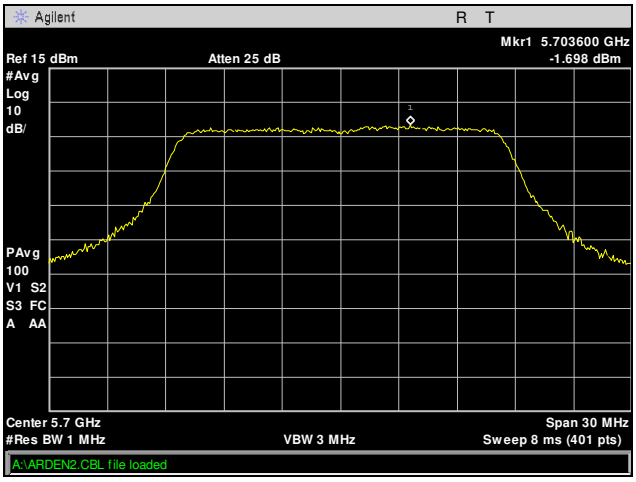

Plot 729. Power Spectral Density, 802.11a, 5700 MHz, Port 3, Radio 0, 8x8

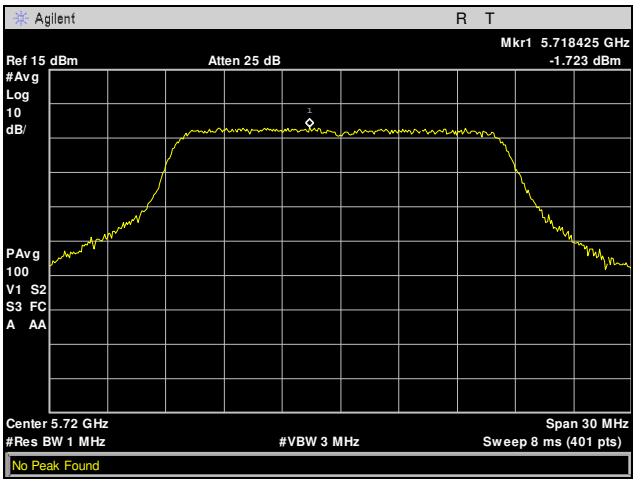

Plot 730. Power Spectral Density, 802.11a, 5720 MHz, Port 3, Radio 0, 8x8

Power Spectral Density, 802.11a, Port 4, Radio 0, 8x8

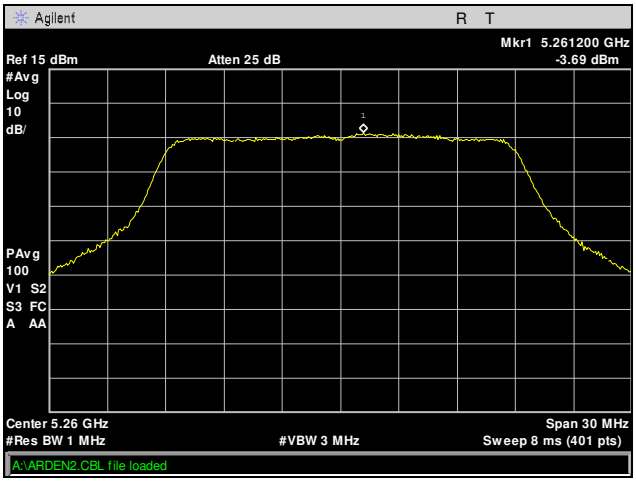

Plot 731. Power Spectral Density, 802.11a, 5260 MHz, Port 4, Radio 0, 8x8

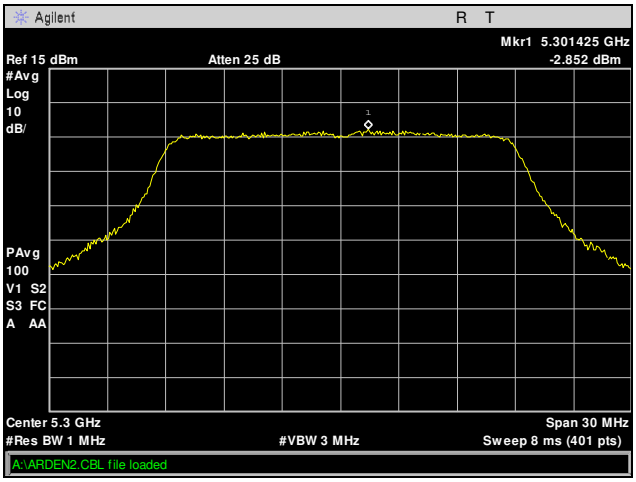

Plot 732. Power Spectral Density, 802.11a, 5300 MHz, Port 4, Radio 0, 8x8

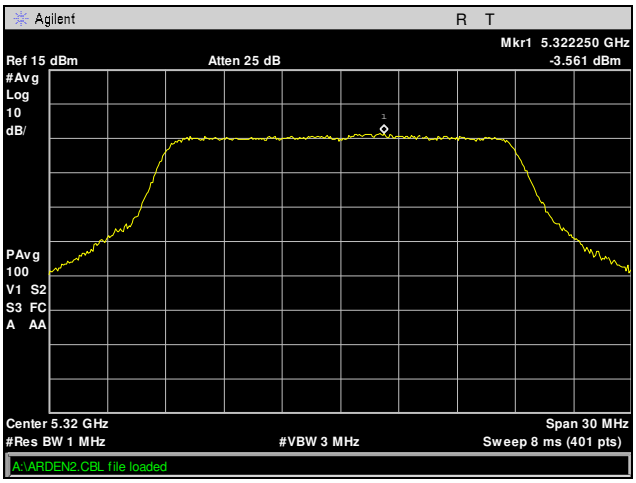

Plot 733. Power Spectral Density, 802.11a, 5320 MHz, Port 4, Radio 0, 8x8

 © 2017, MET Laboratories, Inc.

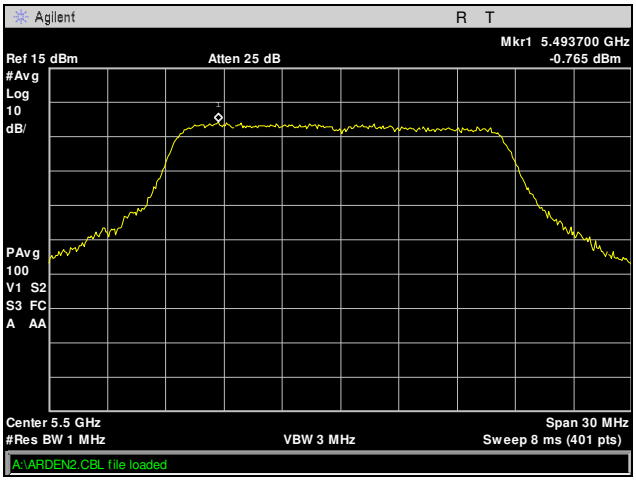

Plot 734. Power Spectral Density, 802.11a, 5500 MHz, Port 4, Radio 0, 8x8

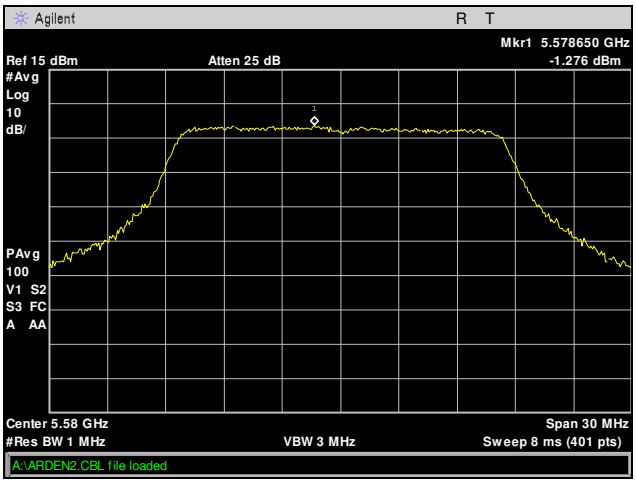

Plot 735. Power Spectral Density, 802.11a, 5580 MHz, Port 4, Radio 0, 8x8

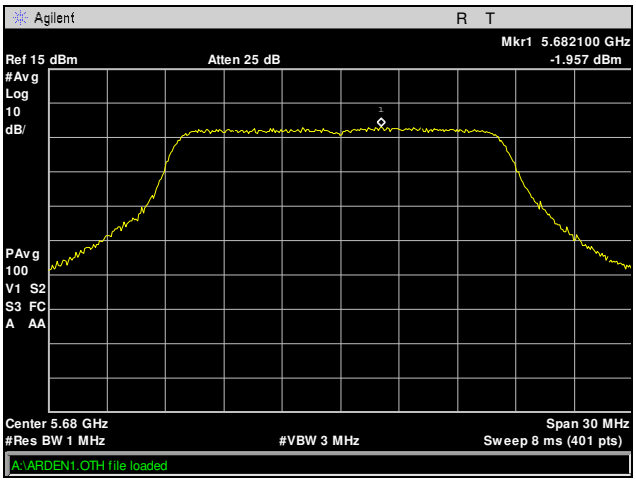

Plot 736. Power Spectral Density, 802.11a, 5680 MHz, Port 4, Radio 0, 8x8

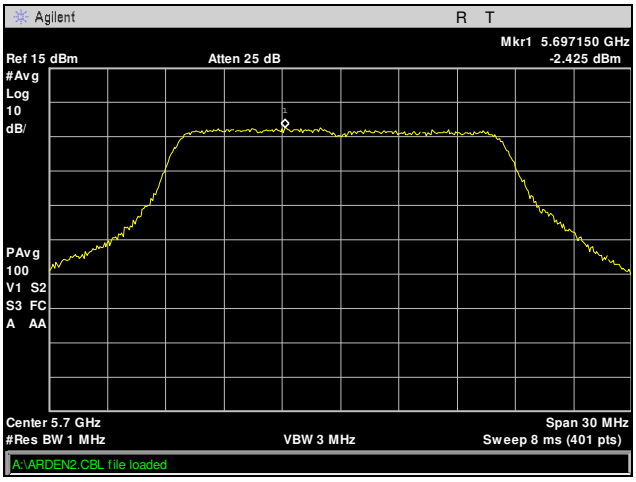

Plot 737. Power Spectral Density, 802.11a, 5700 MHz, Port 4, Radio 0, 8x8

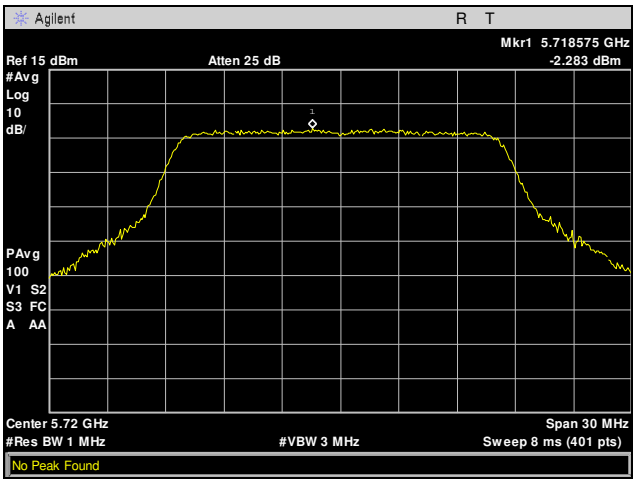

Plot 738. Power Spectral Density, 802.11a, 5720 MHz, Port 4, Radio 0, 8x8

Power Spectral Density, 802.11a, Port 5, Radio 1, 8x8

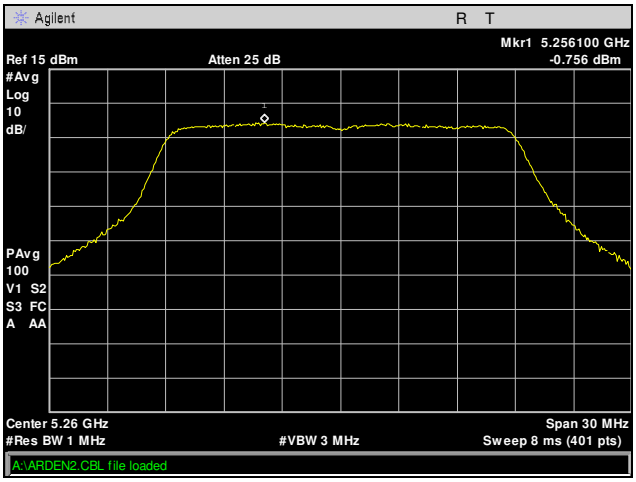

Plot 739. Power Spectral Density, 802.11a, 5260 MHz, Port 5, Radio 1, 8x8

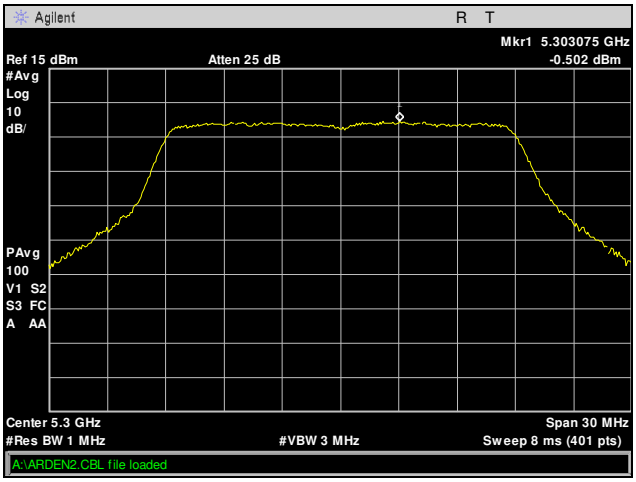

Plot 740. Power Spectral Density, 802.11a, 5300 MHz, Port 5, Radio 1, 8x8

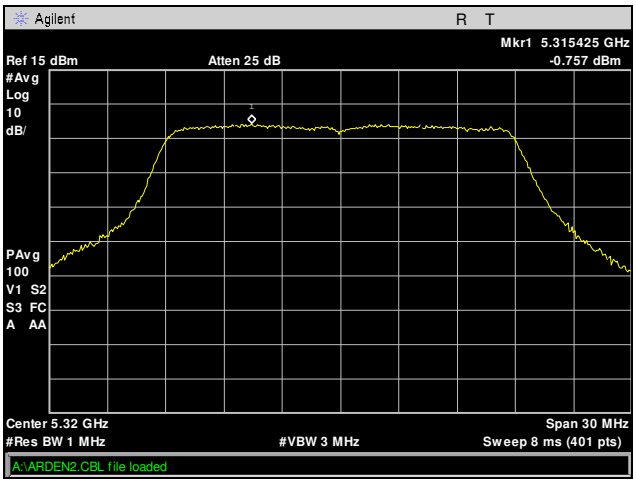

Plot 741. Power Spectral Density, 802.11a, 5320 MHz, Port 5, Radio 1, 8x8

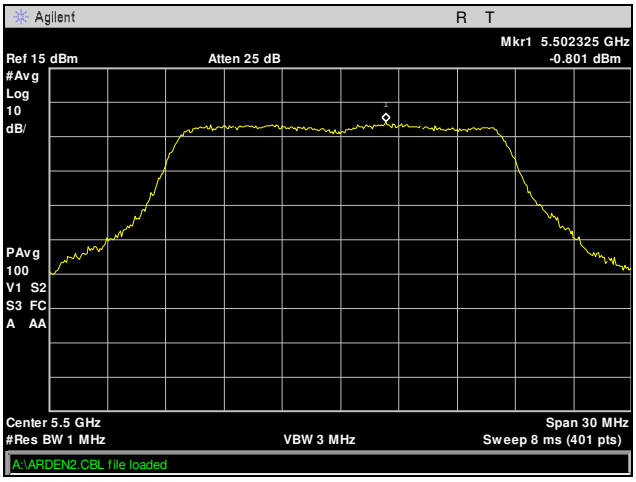

Plot 742. Power Spectral Density, 802.11a, 5500 MHz, Port 5, Radio 1, 8x8

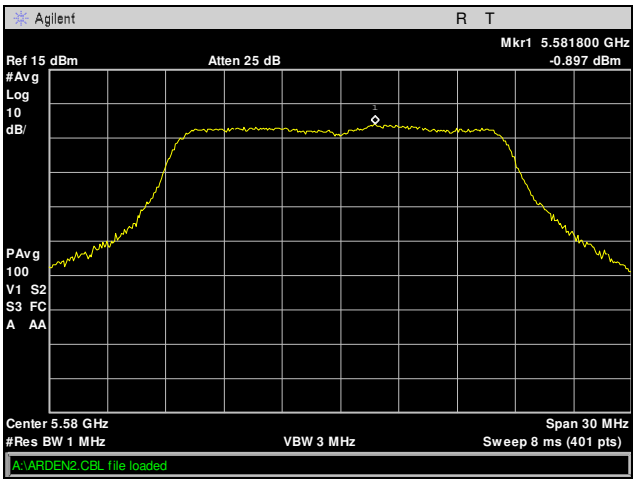

Plot 743. Power Spectral Density, 802.11a, 5580 MHz, Port 5, Radio 1, 8x8

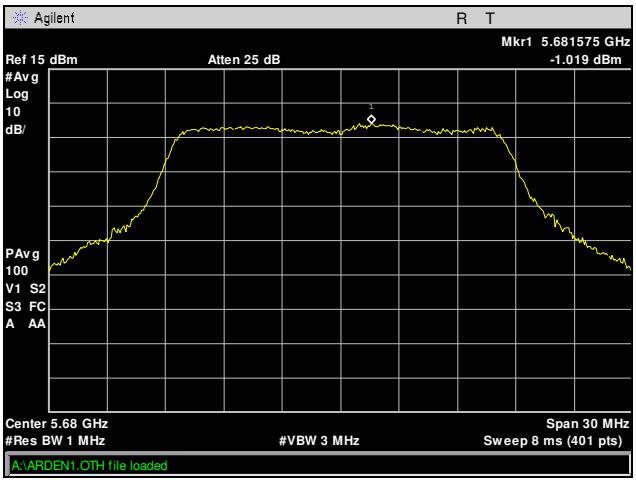

Plot 744. Power Spectral Density, 802.11a, 5680 MHz, Port 5, Radio 1, 8x8

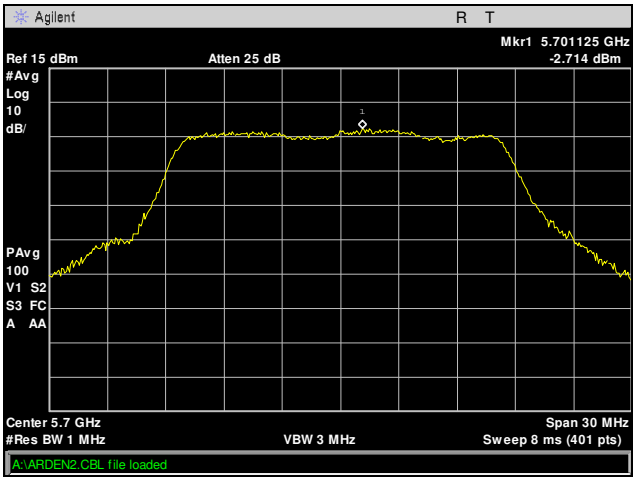

Plot 745. Power Spectral Density, 802.11a, 5700 MHz, Port 5, Radio 1, 8x8

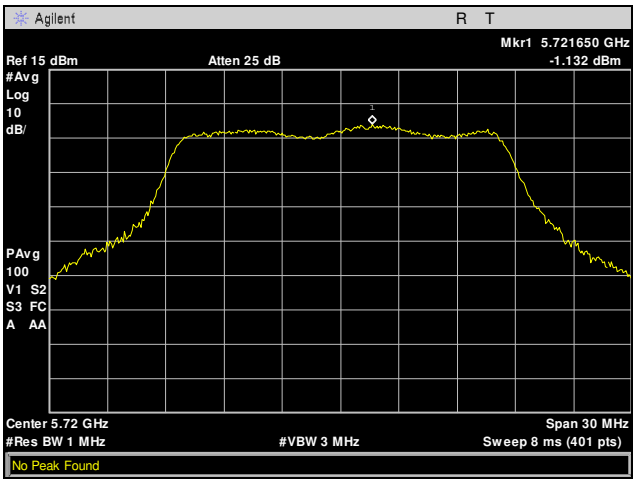

Plot 746. Power Spectral Density, 802.11a, 5720 MHz, Port 5, Radio 1, 8x8

Power Spectral Density, 802.11a, Port 6, Radio 1, 8x8

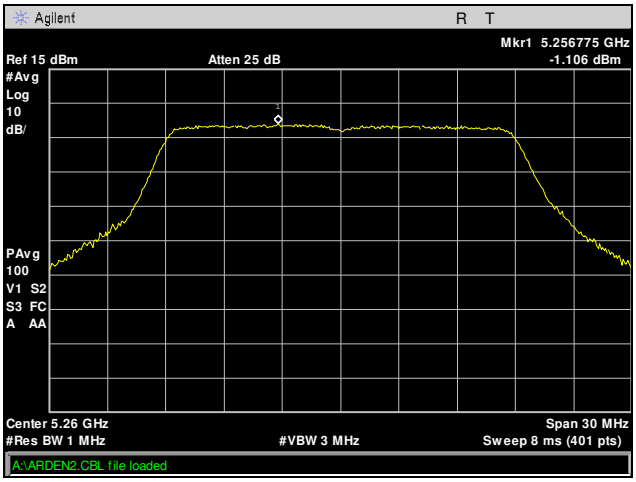

Plot 747. Power Spectral Density, 802.11a, 5260 MHz, Port 6, Radio 1, 8x8

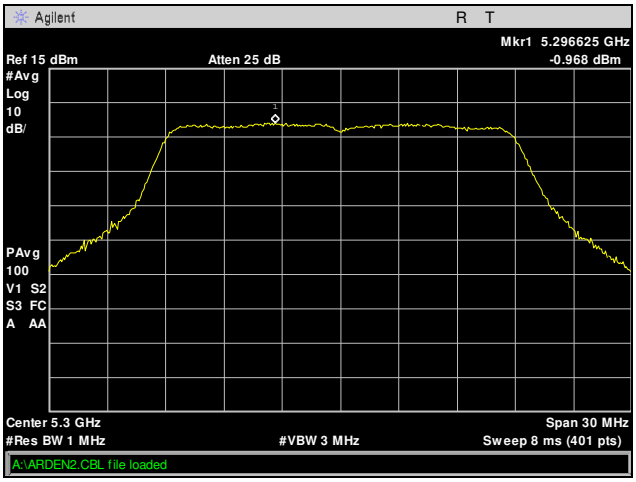

Plot 748. Power Spectral Density, 802.11a, 5300 MHz, Port 6, Radio 1, 8x8

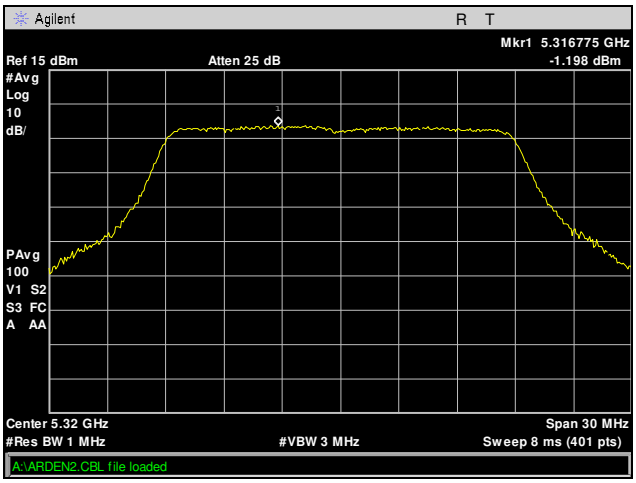

Plot 749. Power Spectral Density, 802.11a, 5320 MHz, Port 6, Radio 1, 8x8

 © 2017, MET Laboratories, Inc.

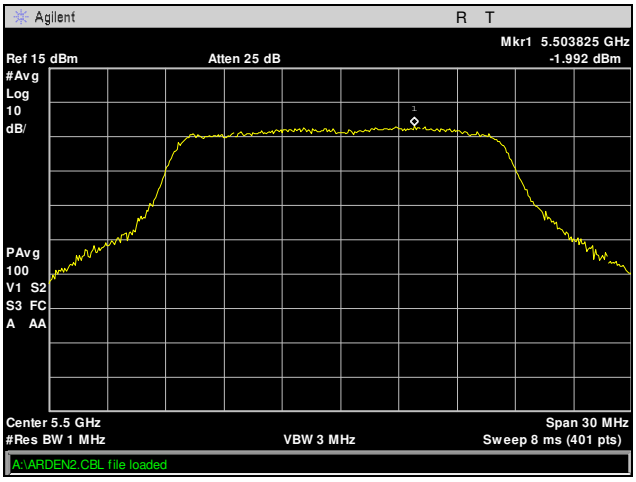

Plot 750. Power Spectral Density, 802.11a, 5500 MHz, Port 6, Radio 1, 8x8

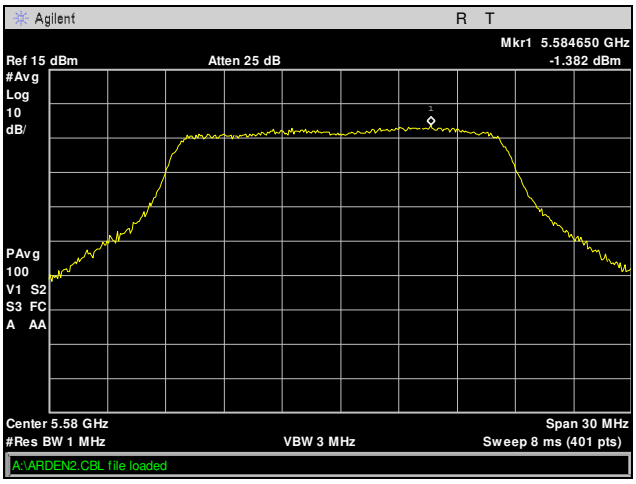

Plot 751. Power Spectral Density, 802.11a, 5580 MHz, Port 6, Radio 1, 8x8

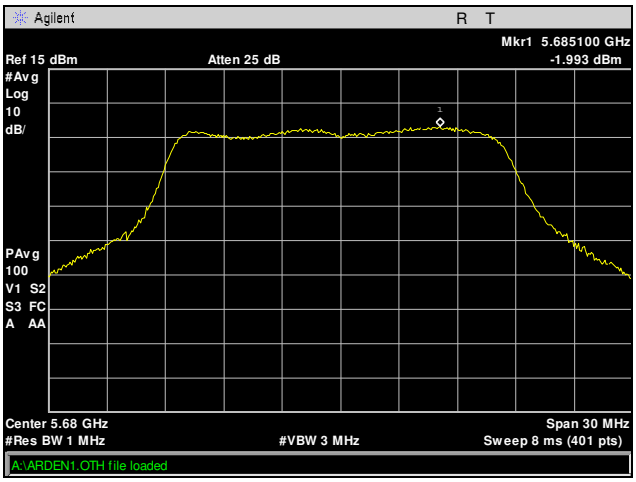

Plot 752. Power Spectral Density, 802.11a, 5680 MHz, Port 6, Radio 1, 8x8

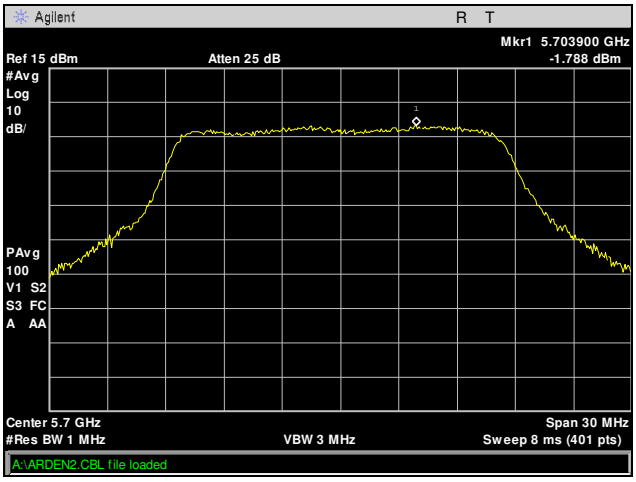

Plot 753. Power Spectral Density, 802.11a, 5700 MHz, Port 6, Radio 1, 8x8

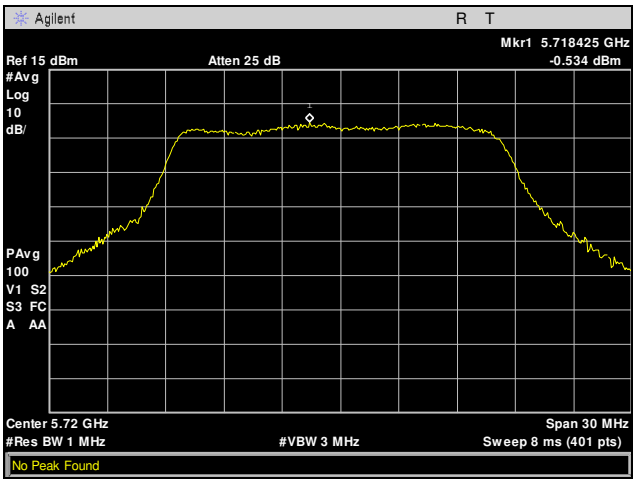

Plot 754. Power Spectral Density, 802.11a, 5720 MHz, Port 6, Radio 1, 8x8

Power Spectral Density, 802.11a, Port 7, Radio 1, 8x8

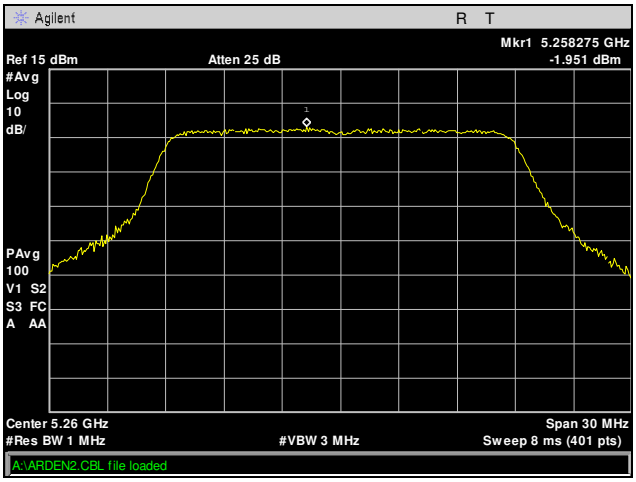

Plot 755. Power Spectral Density, 802.11a, 5260 MHz, Port 7, Radio 1, 8x8

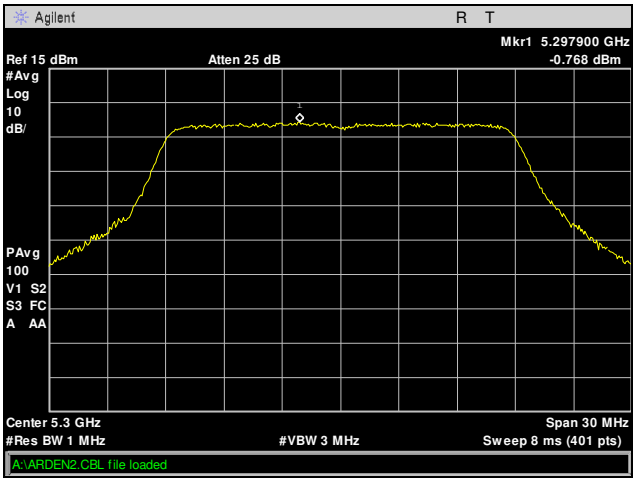

Plot 756. Power Spectral Density, 802.11a, 5300 MHz, Port 7, Radio 1, 8x8

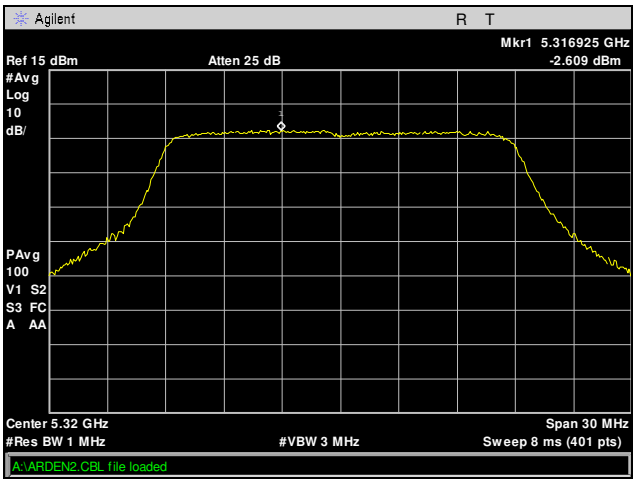

Plot 757. Power Spectral Density, 802.11a, 5320 MHz, Port 7, Radio 1, 8x8

 © 2017, MET Laboratories, Inc.

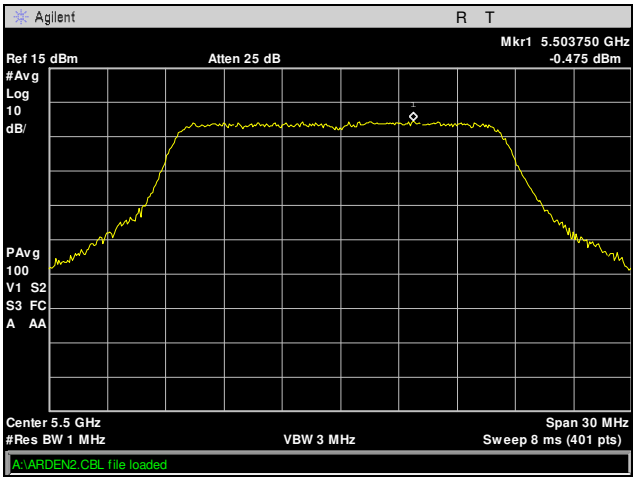

Plot 758. Power Spectral Density, 802.11a, 5500 MHz, Port 7, Radio 1, 8x8

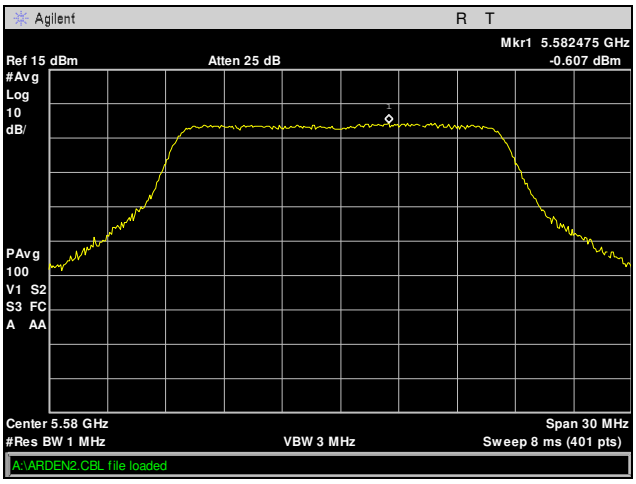

Plot 759. Power Spectral Density, 802.11a, 5580 MHz, Port 7, Radio 1, 8x8

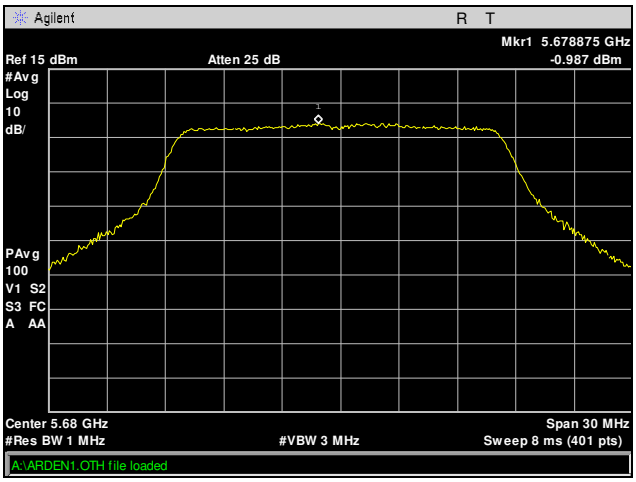

Plot 760. Power Spectral Density, 802.11a, 5680 MHz, Port 7, Radio 1, 8x8

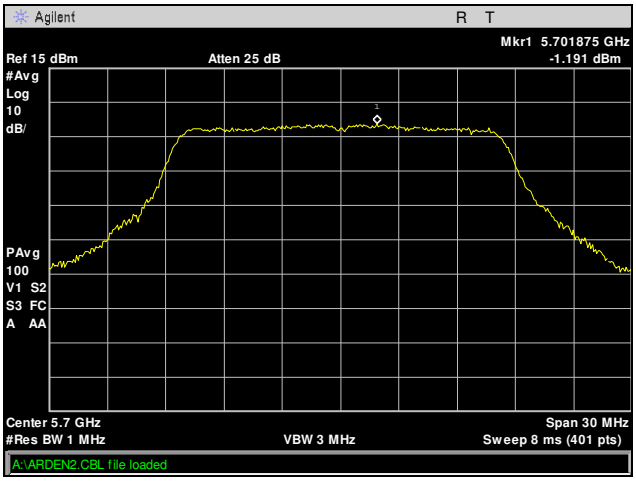

Plot 761. Power Spectral Density, 802.11a, 5700 MHz, Port 7, Radio 1, 8x8

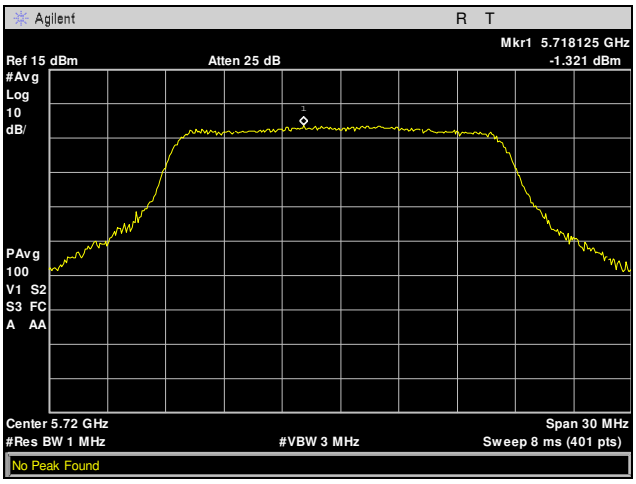

Plot 762. Power Spectral Density, 802.11a, 5720 MHz, Port 7, Radio 1, 8x8

Power Spectral Density, 802.11a, Port 8, Radio 1, 8x8

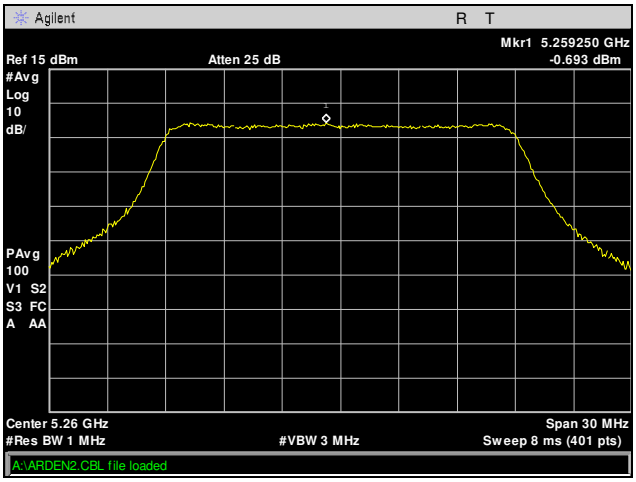

Plot 763. Power Spectral Density, 802.11a, 5260 MHz, Port 8, Radio 1, 8x8

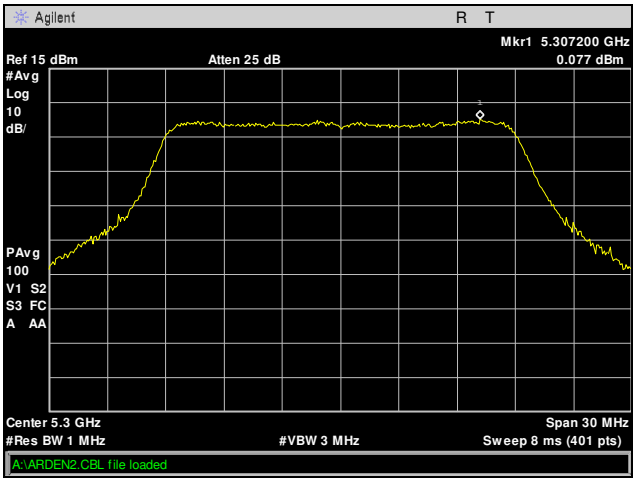

Plot 764. Power Spectral Density, 802.11a, 5300 MHz, Port 8, Radio 1, 8x8

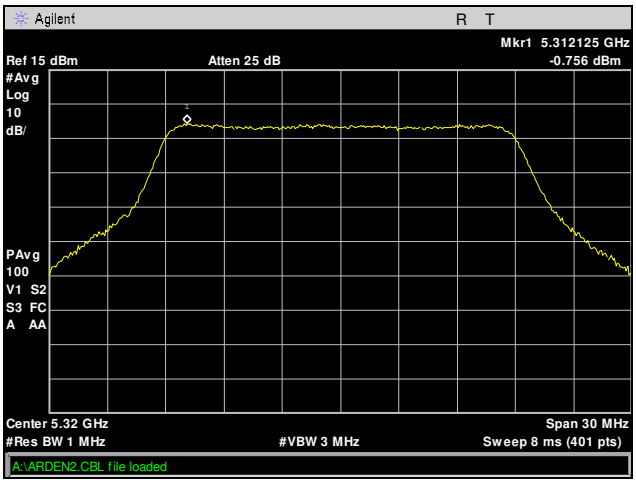

Plot 765. Power Spectral Density, 802.11a, 5320 MHz, Port 8, Radio 1, 8x8

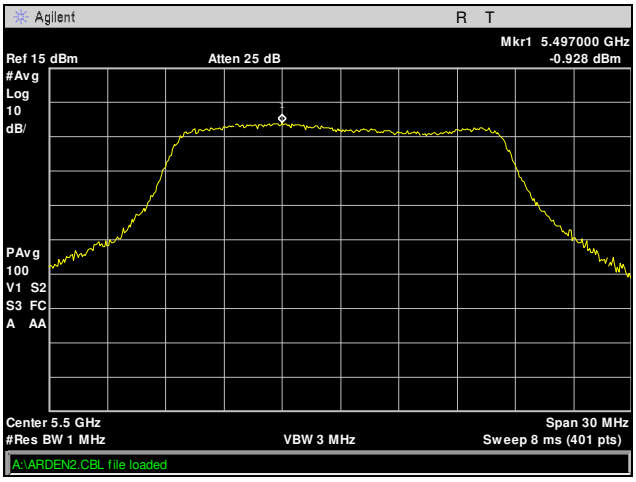

Plot 766. Power Spectral Density, 802.11a, 5500 MHz, Port 8, Radio 1, 8x8

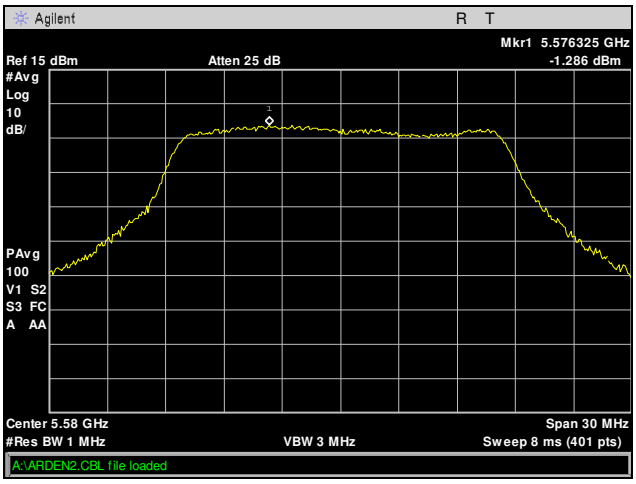

Plot 767. Power Spectral Density, 802.11a, 5580 MHz, Port 8, Radio 1, 8x8

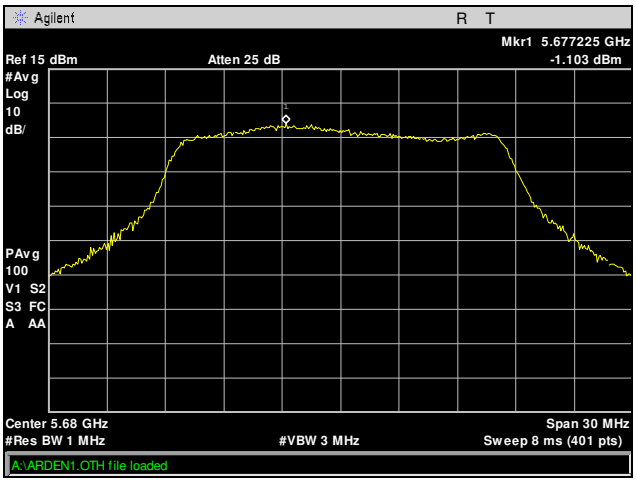

Plot 768. Power Spectral Density, 802.11a, 5680 MHz, Port 8, Radio 1, 8x8

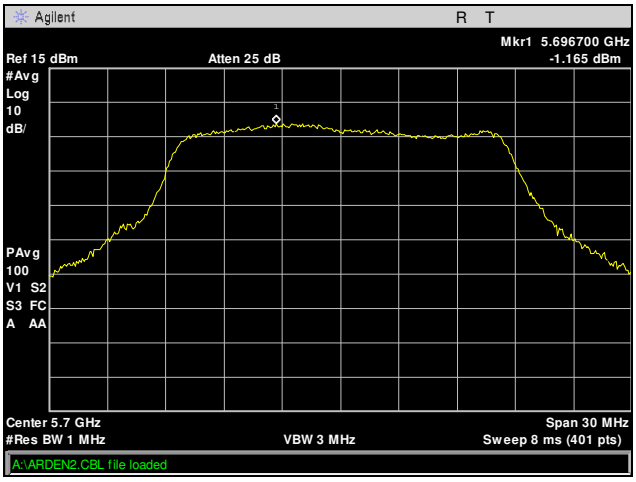

Plot 769. Power Spectral Density, 802.11a, 5700 MHz, Port 8, Radio 1, 8x8

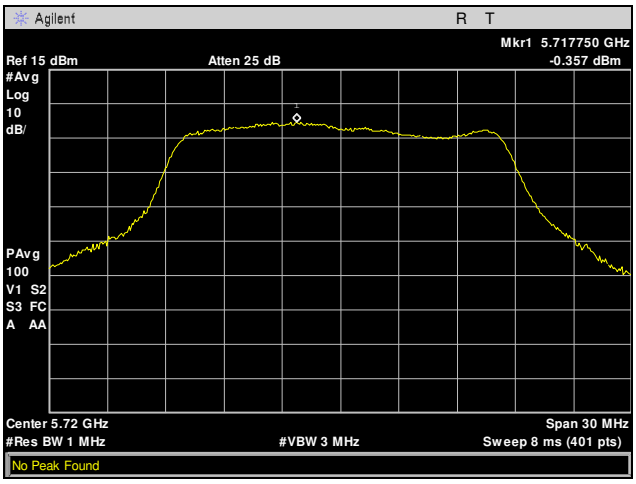

Plot 770. Power Spectral Density, 802.11a, 5720 MHz, Port 8, Radio 1, 8x8

Power Spectral Density, 802.11ac 20 MHz, Port 1, Radio 0, 8x8

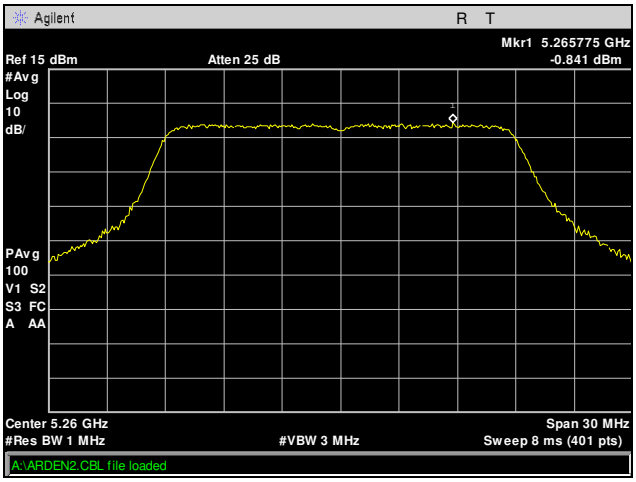

Plot 771. Power Spectral Density, 802.11ac 20 MHz, 5260 MHz, Port 1, Radio 0, 8x8

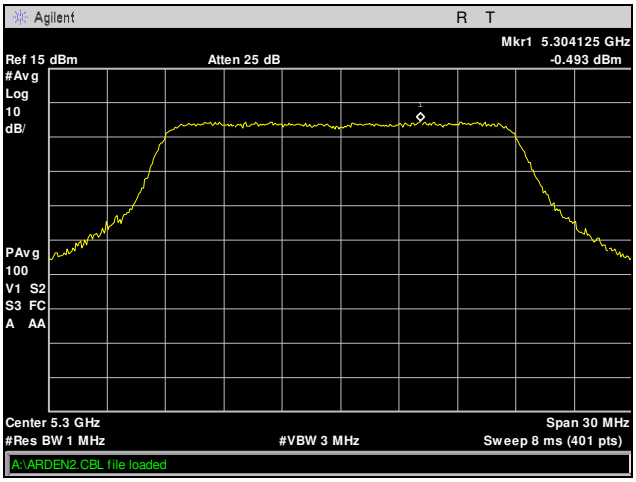

Plot 772. Power Spectral Density, 802.11ac 20 MHz, 5300 MHz, Port 1, Radio 0, 8x8

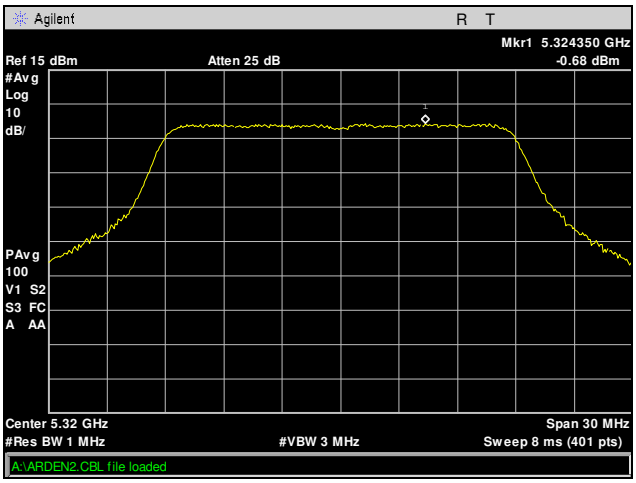

Plot 773. Power Spectral Density, 802.11ac 20 MHz, 5320 MHz, Port 1, Radio 0, 8x8

 © 2017, MET Laboratories, Inc.

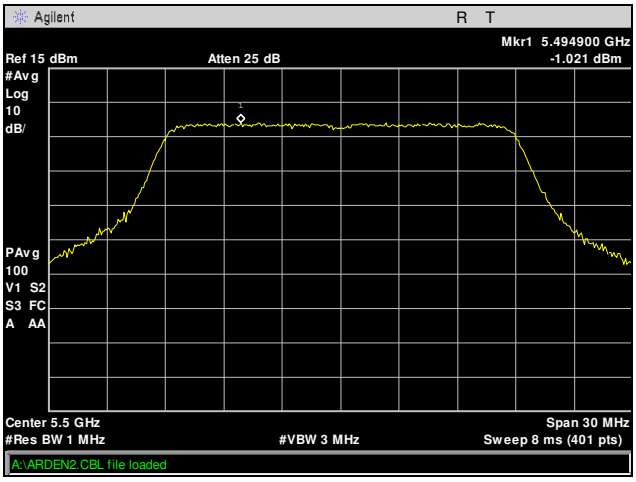

Plot 774. Power Spectral Density, 802.11ac 20 MHz, 5500 MHz, Port 1, Radio 0, 8x8

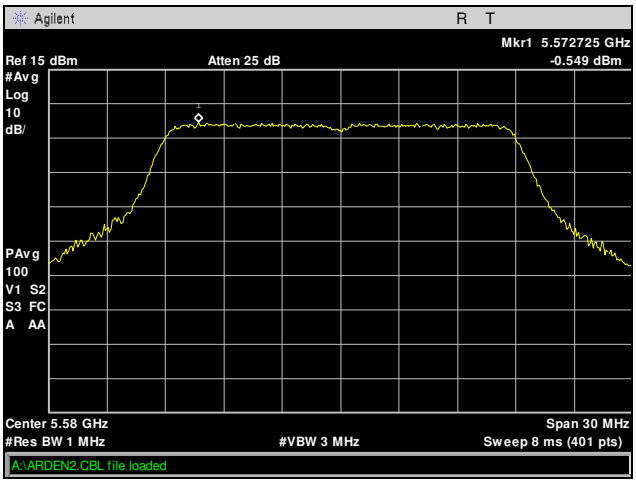

Plot 775. Power Spectral Density, 802.11ac 20 MHz, 5580 MHz, Port 1, Radio 0, 8x8

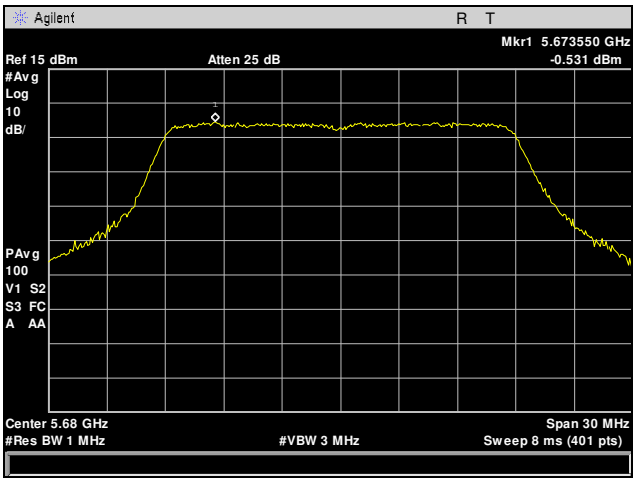

Plot 776. Power Spectral Density, 802.11ac 20 MHz, 5680 MHz, Port 1, Radio 0, 8x8

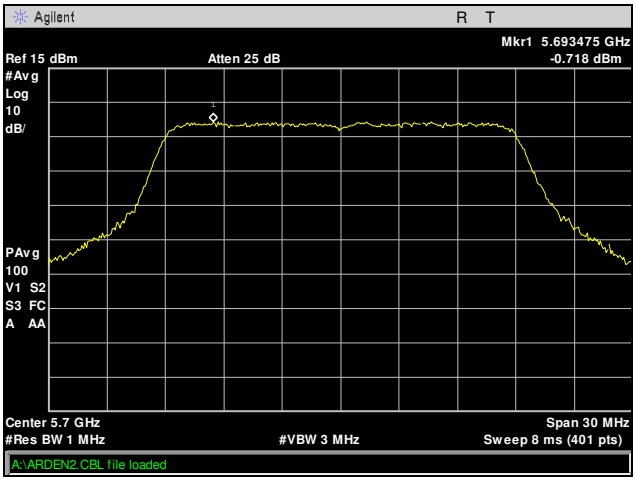

Plot 777. Power Spectral Density, 802.11ac 20 MHz, 5700 MHz, Port 1, Radio 0, 8x8

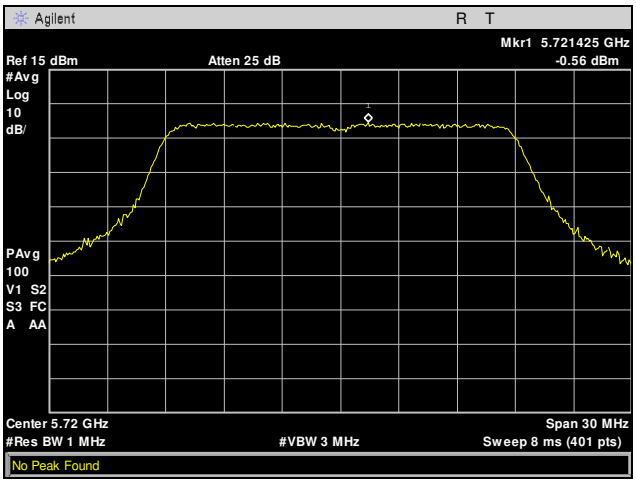

Plot 778. Power Spectral Density, 802.11ac 20 MHz, 5720 MHz, Port 1, Radio 0, 8x8

 © 2017, MET Laboratories, Inc.

Power Spectral Density, 802.11ac 20 MHz, Port 2, Radio 0, 8x8

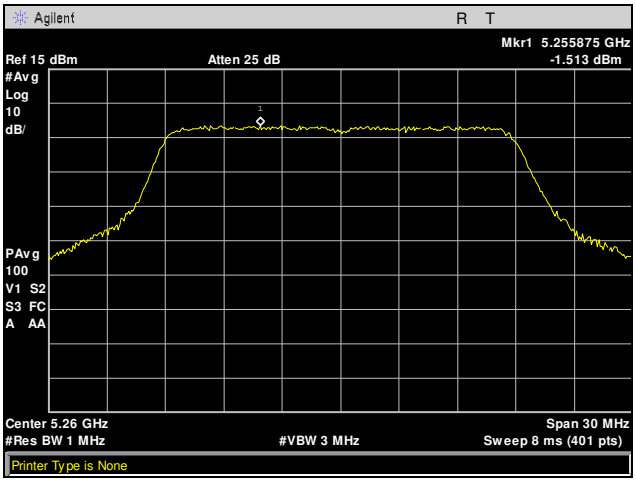

Plot 779. Power Spectral Density, 802.11ac 20 MHz, 5260 MHz, Port 2, Radio 0, 8x8

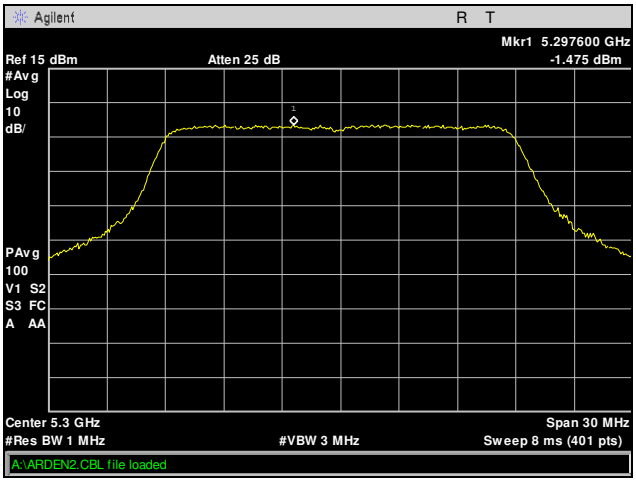

Plot 780. Power Spectral Density, 802.11ac 20 MHz, 5300 MHz, Port 2, Radio 0, 8x8

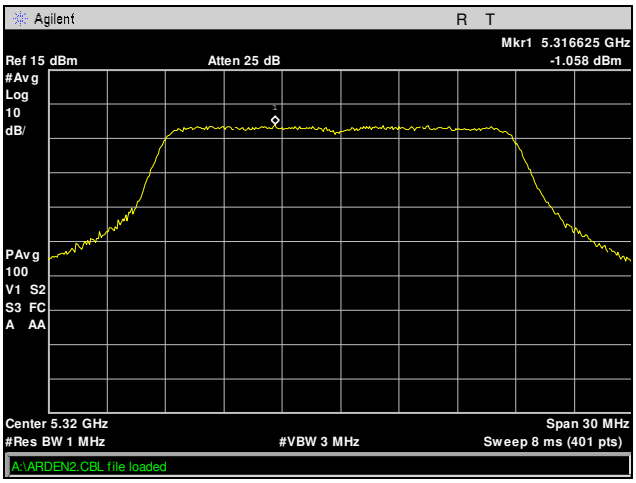

Plot 781. Power Spectral Density, 802.11ac 20 MHz, 5320 MHz, Port 2, Radio 0, 8x8

 © 2017, MET Laboratories, Inc.

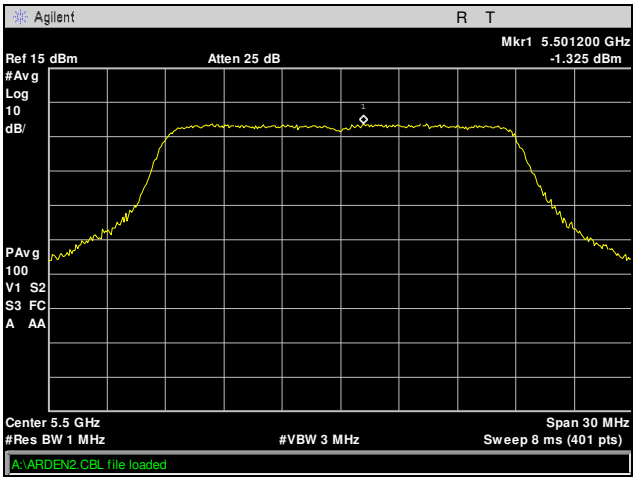

Plot 782. Power Spectral Density, 802.11ac 20 MHz, 5500 MHz, Port 2, Radio 0, 8x8

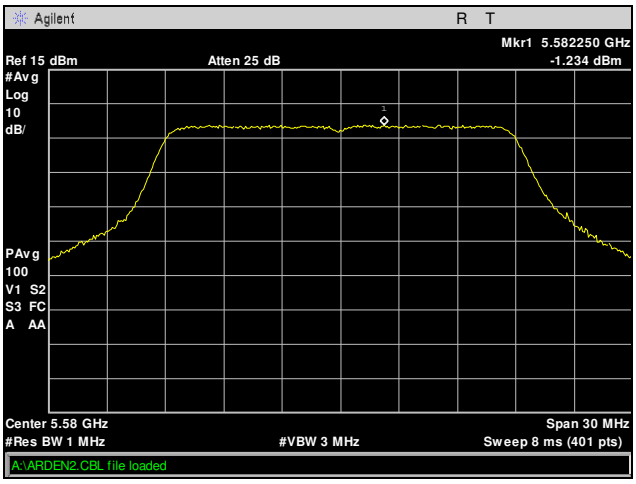

Plot 783. Power Spectral Density, 802.11ac 20 MHz, 5580 MHz, Port 2, Radio 0, 8x8

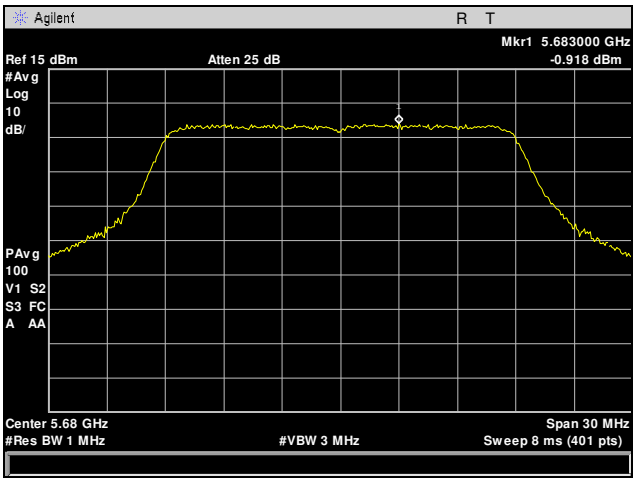

Plot 784. Power Spectral Density, 802.11ac 20 MHz, 5680 MHz, Port 2, Radio 0, 8x8

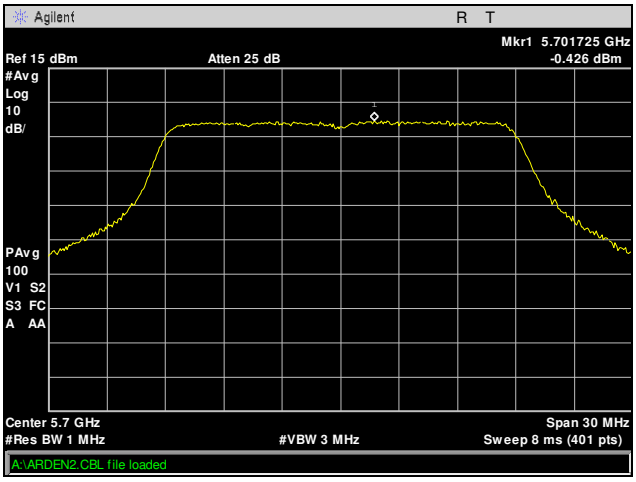

Plot 785. Power Spectral Density, 802.11ac 20 MHz, 5700 MHz, Port 2, Radio 0, 8x8

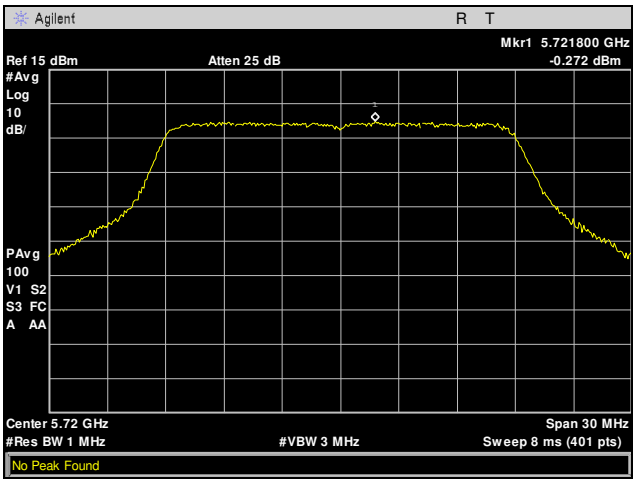

Plot 786. Power Spectral Density, 802.11ac 20 MHz, 5720 MHz, Port 2, Radio 0, 8x8

Power Spectral Density, 802.11ac 20 MHz, Port 3, Radio 0, 8x8

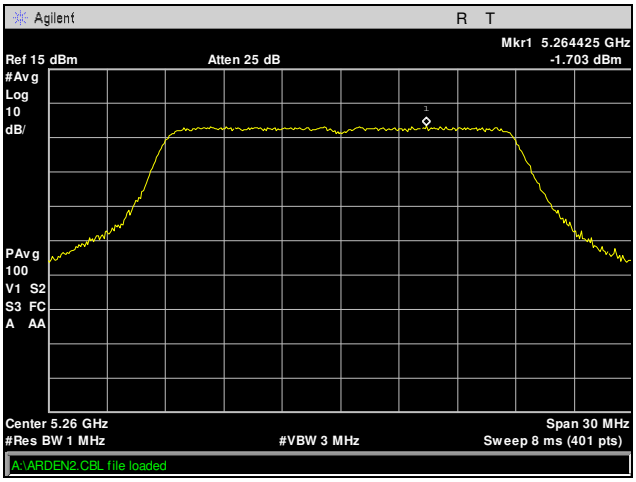

Plot 787. Power Spectral Density, 802.11ac 20 MHz, 5260 MHz, Port 3, Radio 0, 8x8

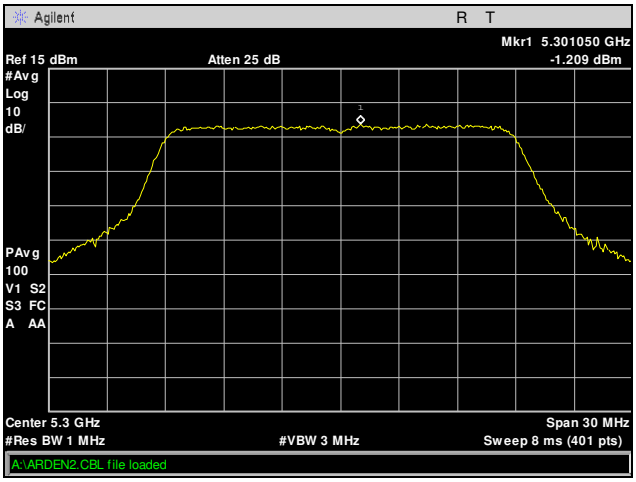

Plot 788. Power Spectral Density, 802.11ac 20 MHz, 5300 MHz, Port 3, Radio 0, 8x8

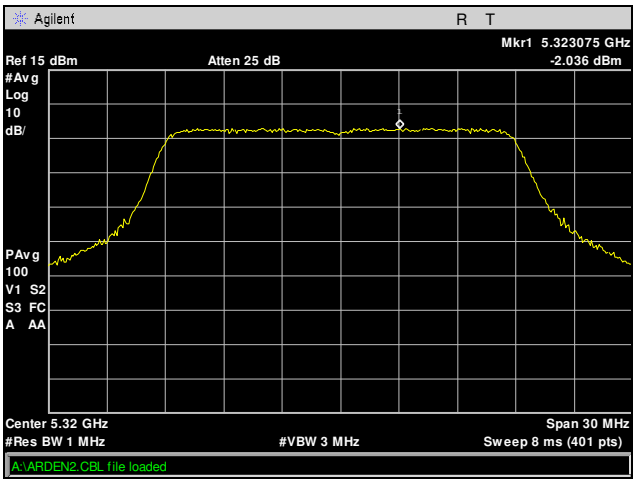

Plot 789. Power Spectral Density, 802.11ac 20 MHz, 5320 MHz, Port 3, Radio 0, 8x8

 © 2017, MET Laboratories, Inc.

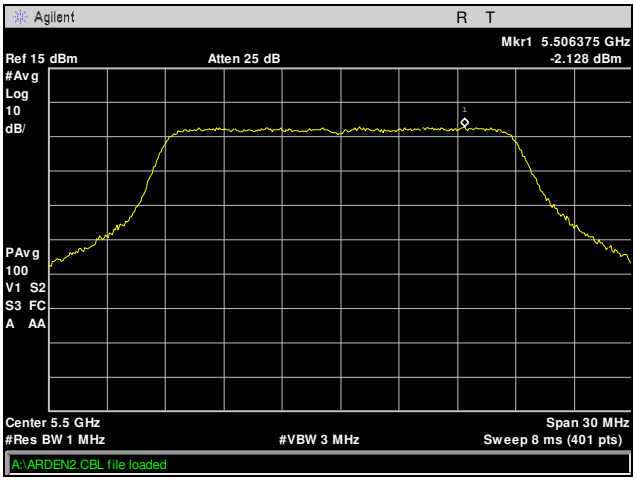

Plot 790. Power Spectral Density, 802.11ac 20 MHz, 5500 MHz, Port 3, Radio 0, 8x8

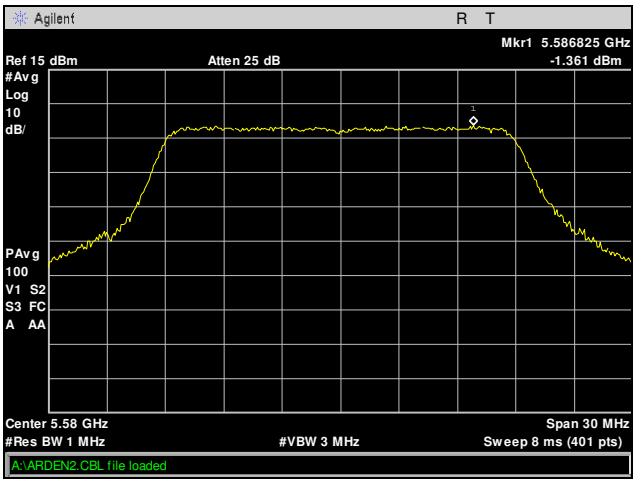

Plot 791. Power Spectral Density, 802.11ac 20 MHz, 5580 MHz, Port 3, Radio 0, 8x8

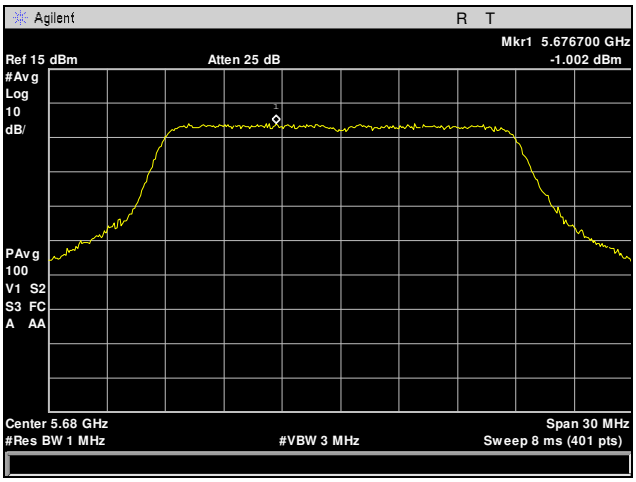

Plot 792. Power Spectral Density, 802.11ac 20 MHz, 5680 MHz, Port 3, Radio 0, 8x8

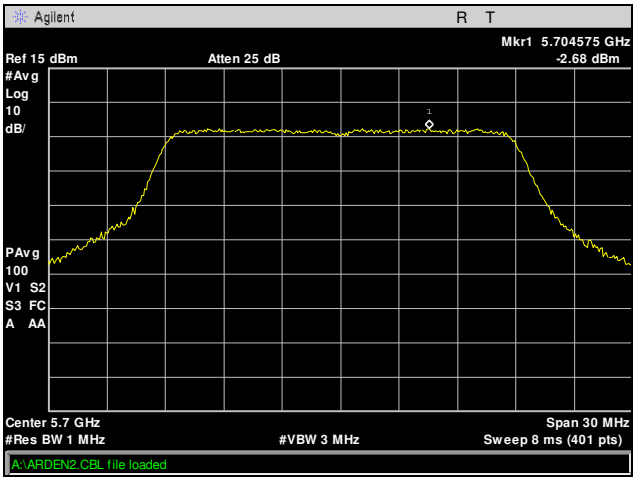

Plot 793. Power Spectral Density, 802.11ac 20 MHz, 5700 MHz, Port 3, Radio 0, 8x8

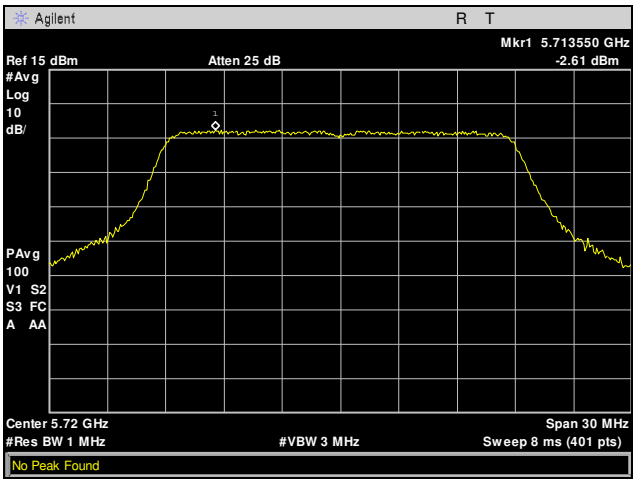

Plot 794. Power Spectral Density, 802.11ac 20 MHz, 5720 MHz, Port 3, Radio 0, 8x8

Power Spectral Density, 802.11ac 20 MHz, Port 4, Radio 0, 8x8

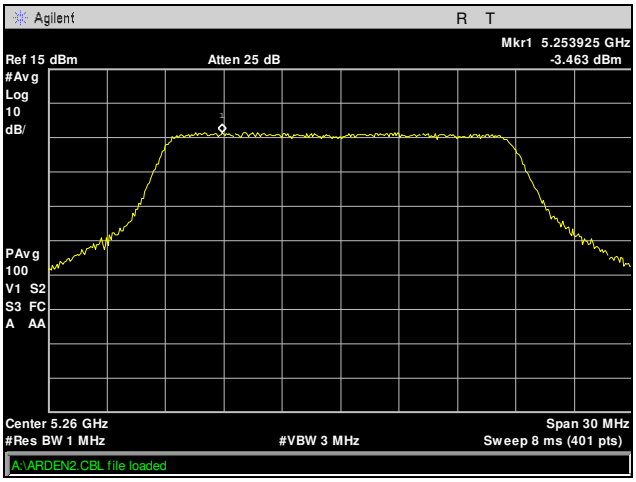

Plot 795. Power Spectral Density, 802.11ac 20 MHz, 5260 MHz, Port 4, Radio 0, 8x8

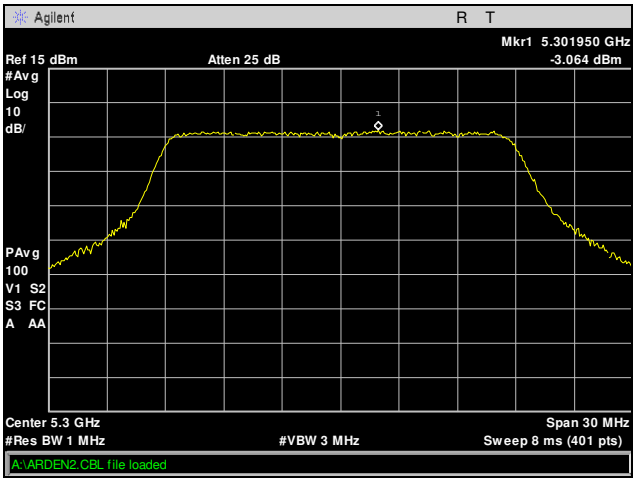

Plot 796. Power Spectral Density, 802.11ac 20 MHz, 5300 MHz, Port 4, Radio 0, 8x8

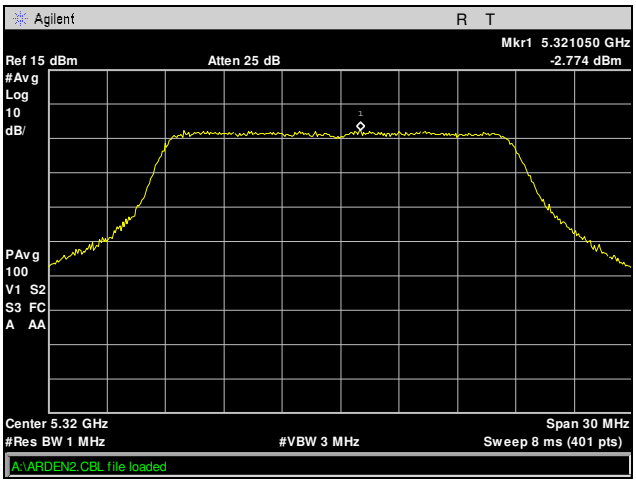

Plot 797. Power Spectral Density, 802.11ac 20 MHz, 5320 MHz, Port 4, Radio 0, 8x8

 © 2017, MET Laboratories, Inc.

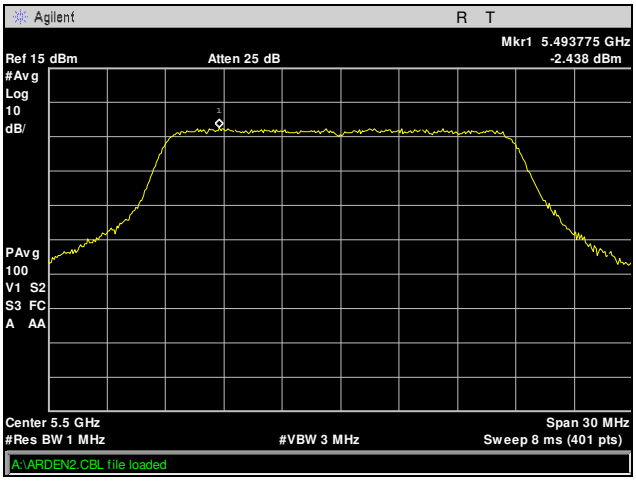

Plot 798. Power Spectral Density, 802.11ac 20 MHz, 5500 MHz, Port 4, Radio 0, 8x8

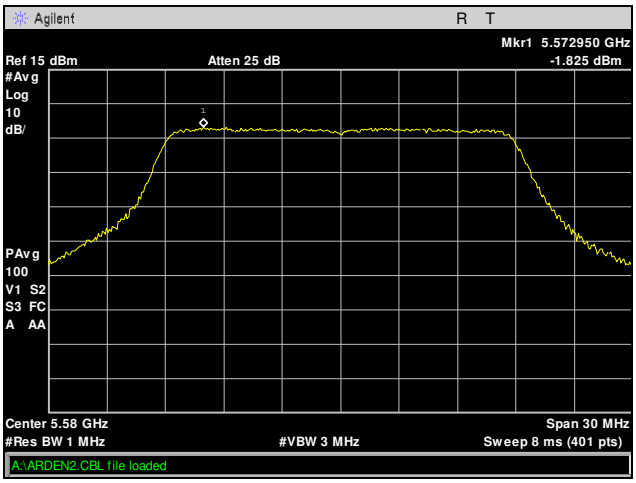

Plot 799. Power Spectral Density, 802.11ac 20 MHz, 5580 MHz, Port 4, Radio 0, 8x8

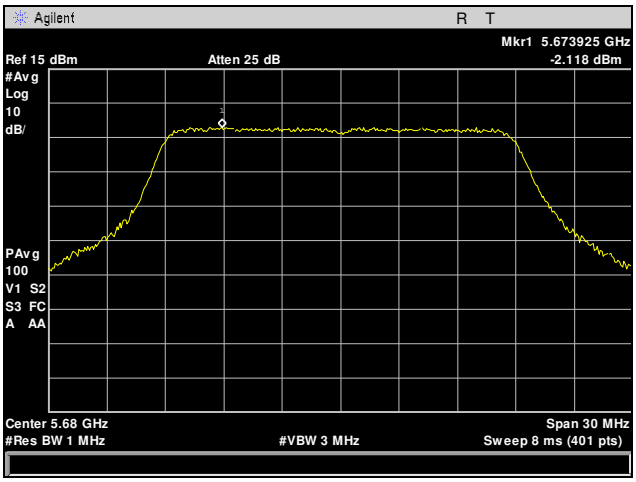

Plot 800. Power Spectral Density, 802.11ac 20 MHz, 5680 MHz, Port 4, Radio 0, 8x8

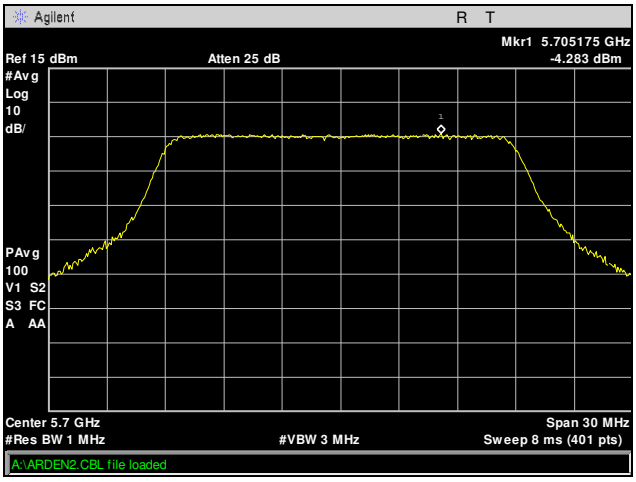

Plot 801. Power Spectral Density, 802.11ac 20 MHz, 5700 MHz, Port 4, Radio 0, 8x8

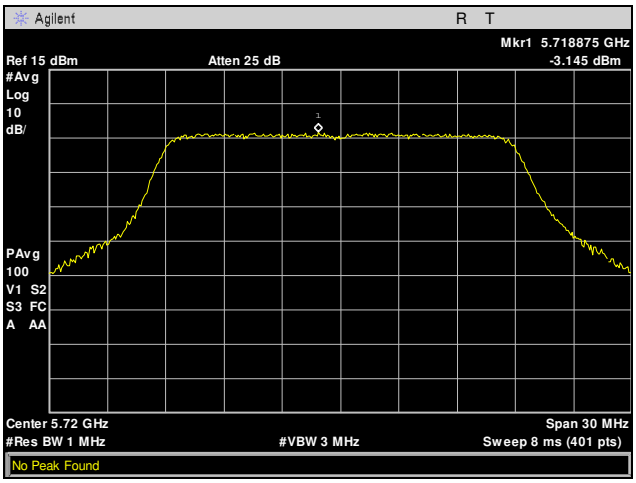

Plot 802. Power Spectral Density, 802.11ac 20 MHz, 5720 MHz, Port 4, Radio 0, 8x8

Power Spectral Density, 802.11ac 20 MHz, Port 5, Radio 1, 8x8

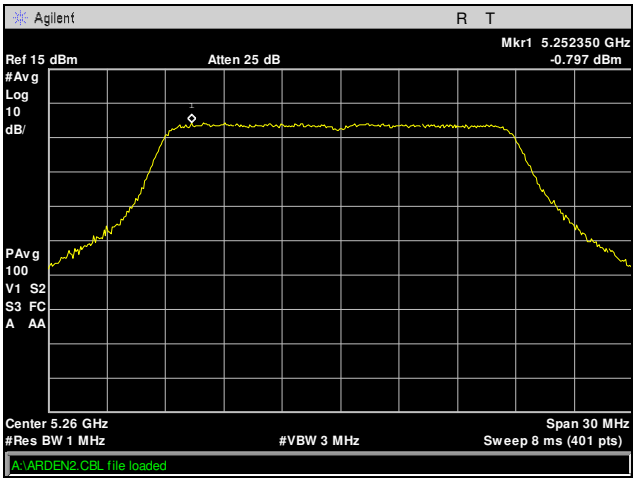

Plot 803. Power Spectral Density, 802.11ac 20 MHz, 5260 MHz, Port 5, Radio 1, 8x8

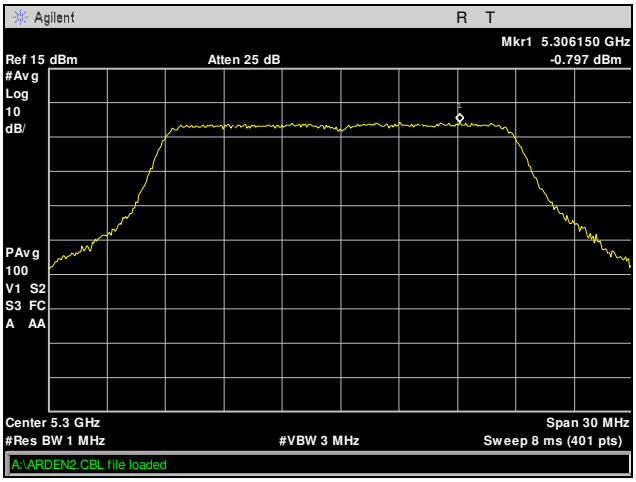

Plot 804. Power Spectral Density, 802.11ac 20 MHz, 5300 MHz, Port 5, Radio 1, 8x8

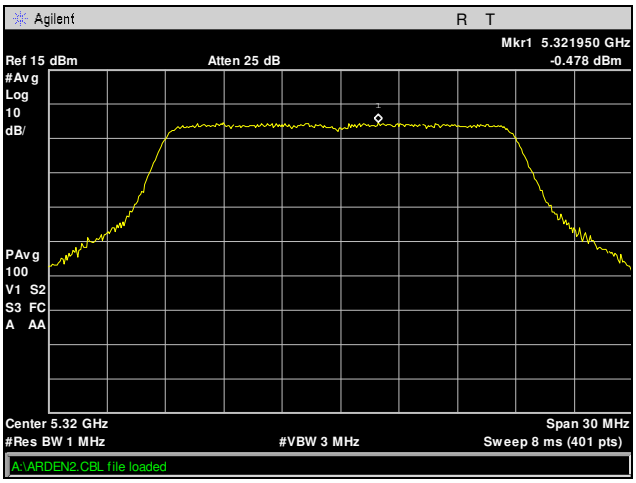

Plot 805. Power Spectral Density, 802.11ac 20 MHz, 5320 MHz, Port 5, Radio 1, 8x8

 © 2017, MET Laboratories, Inc.

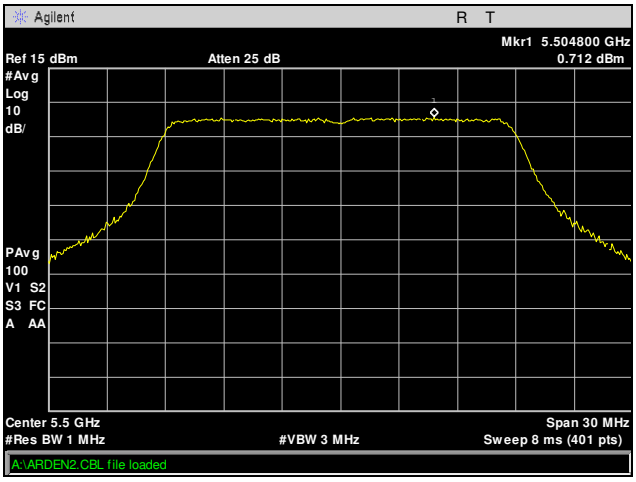

Plot 806. Power Spectral Density, 802.11ac 20 MHz, 5500 MHz, Port 5, Radio 1, 8x8

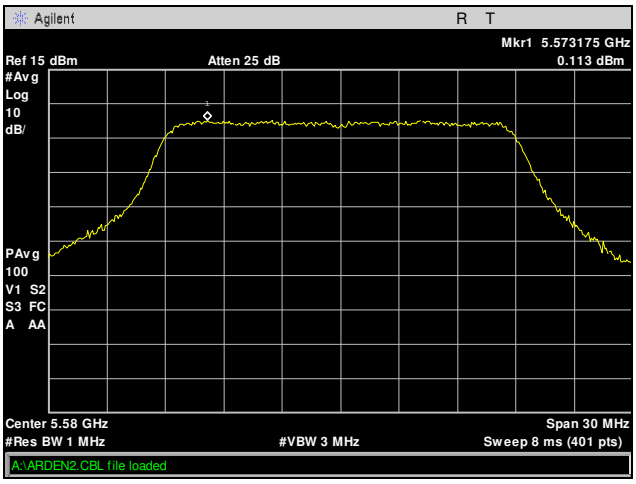

Plot 807. Power Spectral Density, 802.11ac 20 MHz, 5580 MHz, Port 5, Radio 1, 8x8

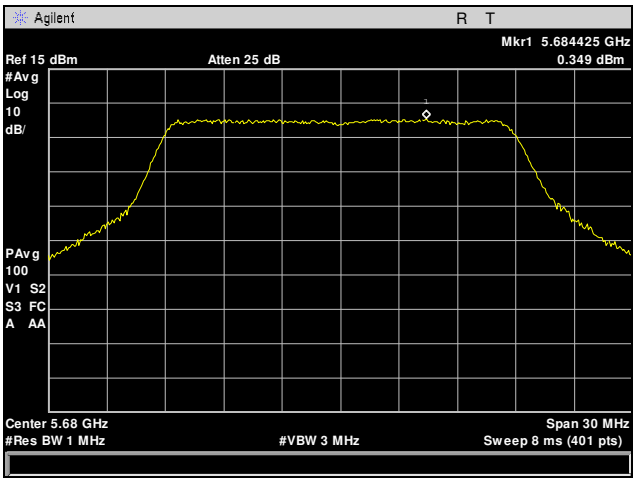

Plot 808. Power Spectral Density, 802.11ac 20 MHz, 5680 MHz, Port 5, Radio 1, 8x8

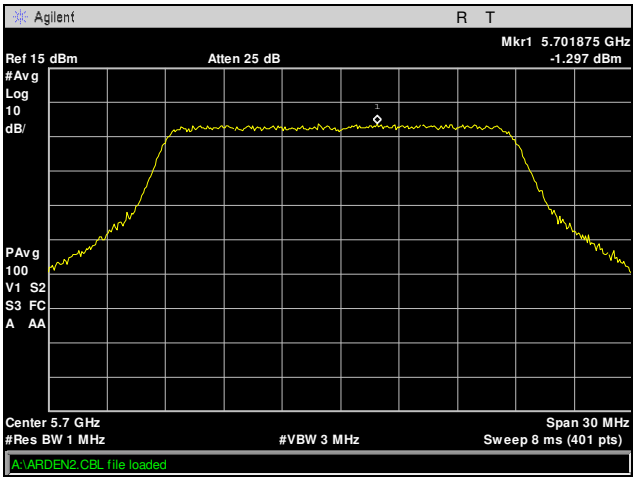

Plot 809. Power Spectral Density, 802.11ac 20 MHz, 5700 MHz, Port 5, Radio 1, 8x8

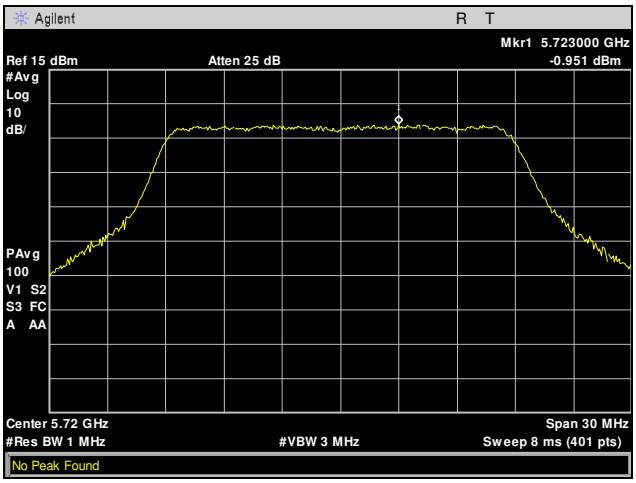

Plot 810. Power Spectral Density, 802.11ac 20 MHz, 5720 MHz, Port 5, Radio 1, 8x8

Power Spectral Density, 802.11ac 20 MHz, Port 6, Radio 1, 8x8

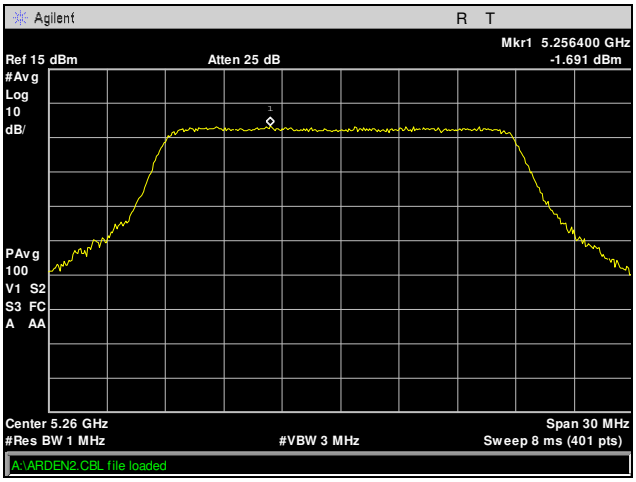

Plot 811. Power Spectral Density, 802.11ac 20 MHz, 5260 MHz, Port 6, Radio 1, 8x8

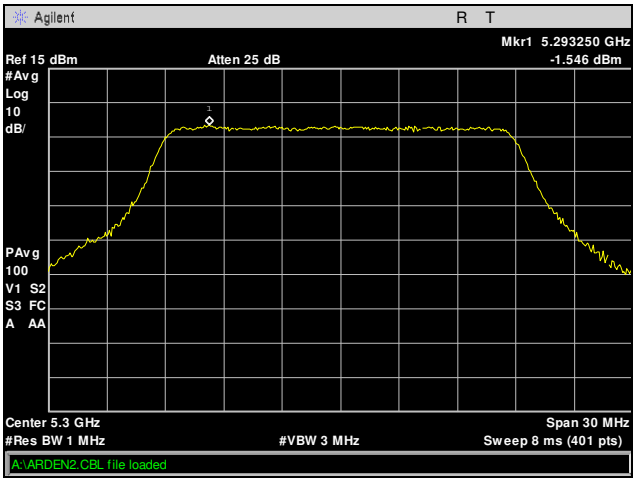

Plot 812. Power Spectral Density, 802.11ac 20 MHz, 5300 MHz, Port 6, Radio 1, 8x8

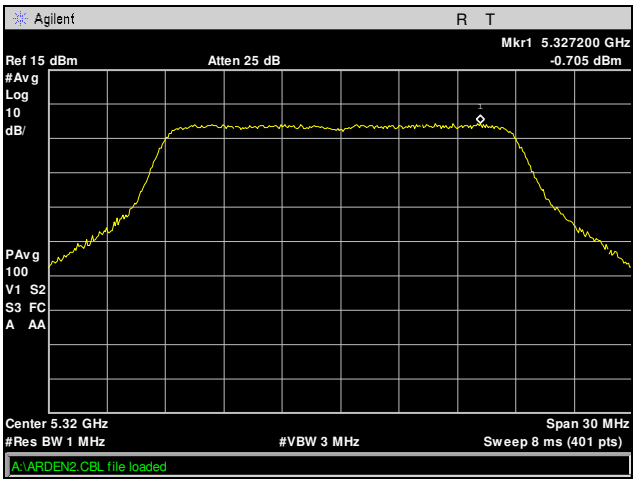

Plot 813. Power Spectral Density, 802.11ac 20 MHz, 5320 MHz, Port 6, Radio 1, 8x8

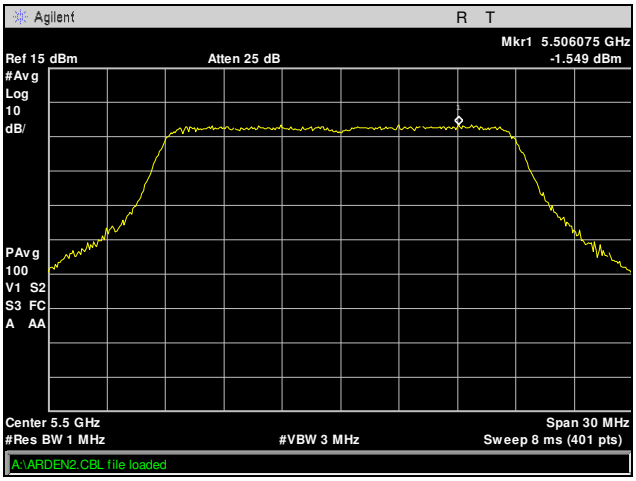

Plot 814. Power Spectral Density, 802.11ac 20 MHz, 5500 MHz, Port 6, Radio 1, 8x8

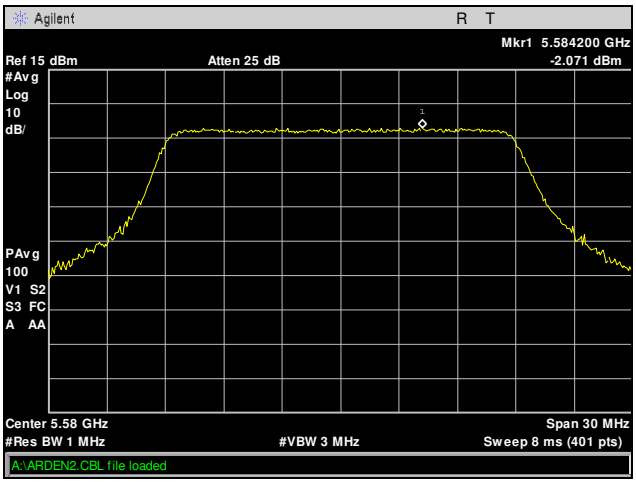

Plot 815. Power Spectral Density, 802.11ac 20 MHz, 5580 MHz, Port 6, Radio 1, 8x8

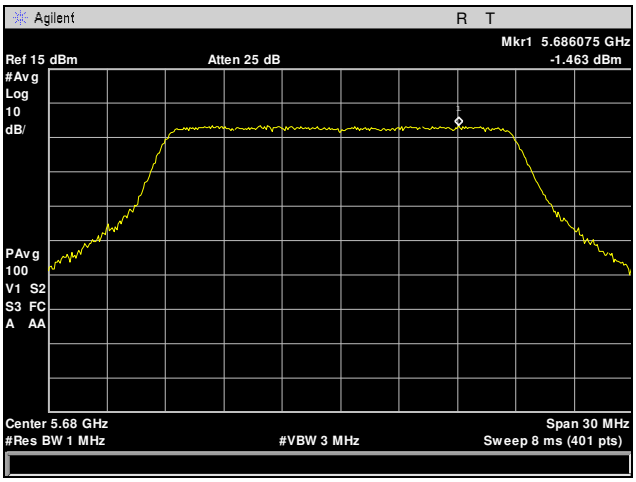

Plot 816. Power Spectral Density, 802.11ac 20 MHz, 5680 MHz, Port 6, Radio 1, 8x8

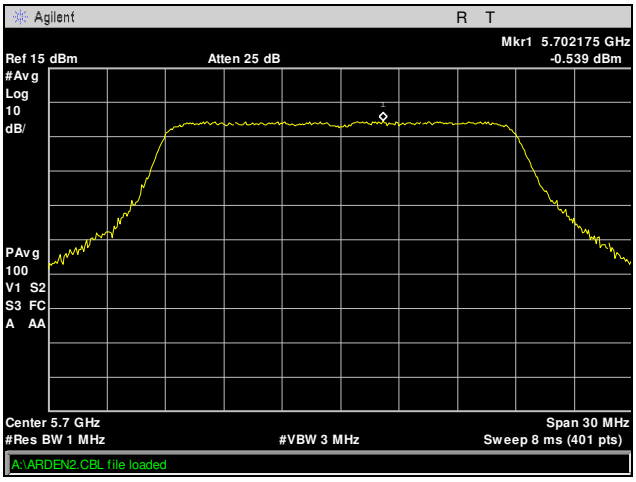

Plot 817. Power Spectral Density, 802.11ac 20 MHz, 5700 MHz, Port 6, Radio 1, 8x8

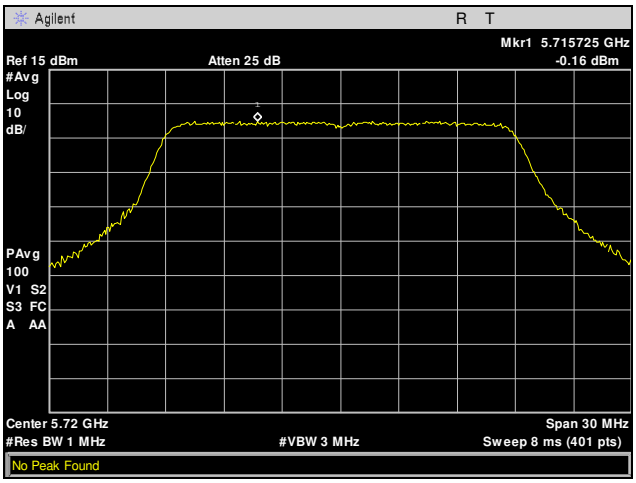

Plot 818. Power Spectral Density, 802.11ac 20 MHz, 5720 MHz, Port 6, Radio 1, 8x8

Power Spectral Density, 802.11ac 20 MHz, Port 7, Radio 1, 8x8

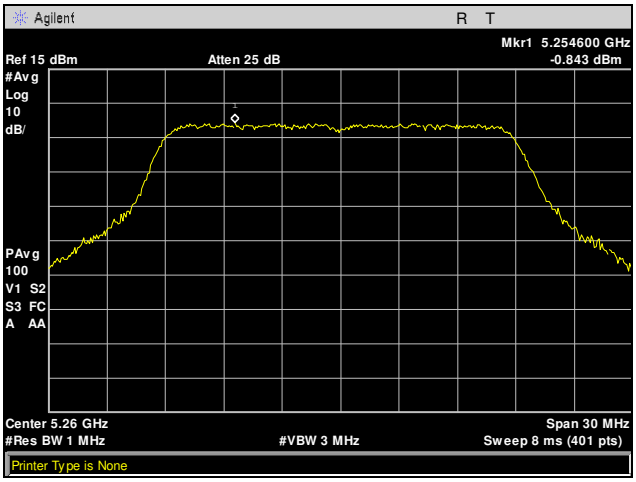

Plot 819. Power Spectral Density, 802.11ac 20 MHz, 5260 MHz, Port 7, Radio 1, 8x8

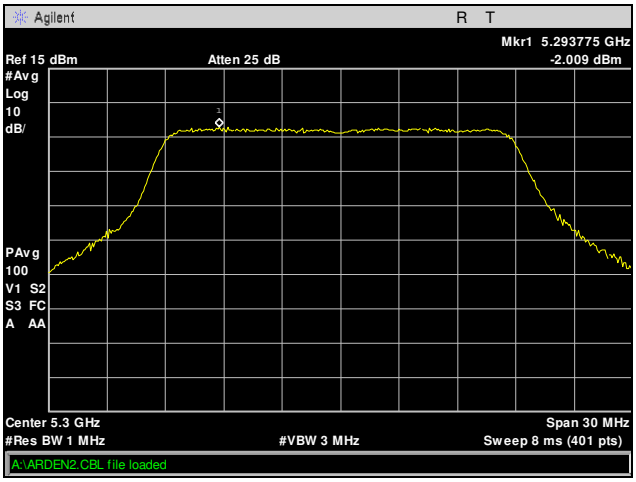

Plot 820. Power Spectral Density, 802.11ac 20 MHz, 5300 MHz, Port 7, Radio 1, 8x8

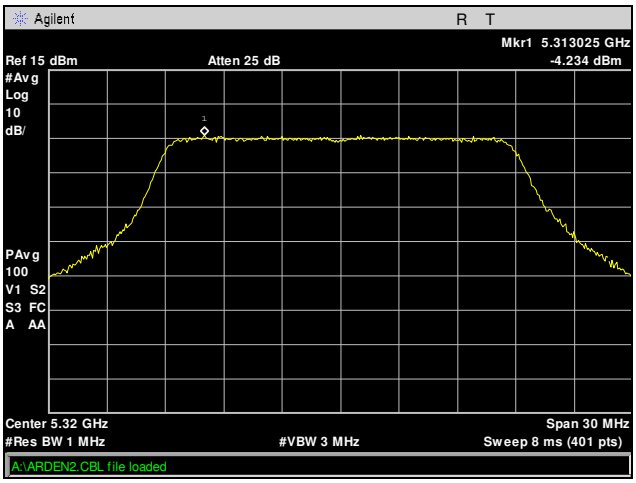

Plot 821. Power Spectral Density, 802.11ac 20 MHz, 5320 MHz, Port 7, Radio 1, 8x8

 © 2017, MET Laboratories, Inc.

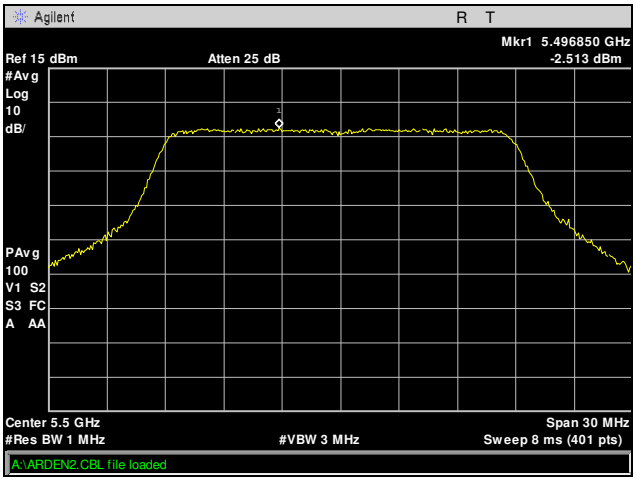

Plot 822. Power Spectral Density, 802.11ac 20 MHz, 5500 MHz, Port 7, Radio 1, 8x8

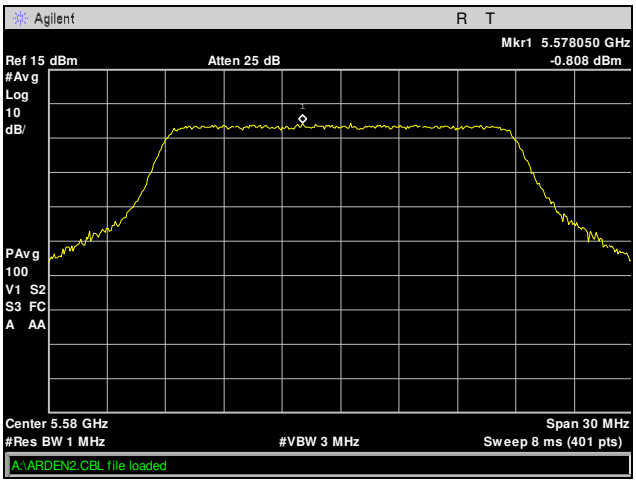

Plot 823. Power Spectral Density, 802.11ac 20 MHz, 5580 MHz, Port 7, Radio 1, 8x8

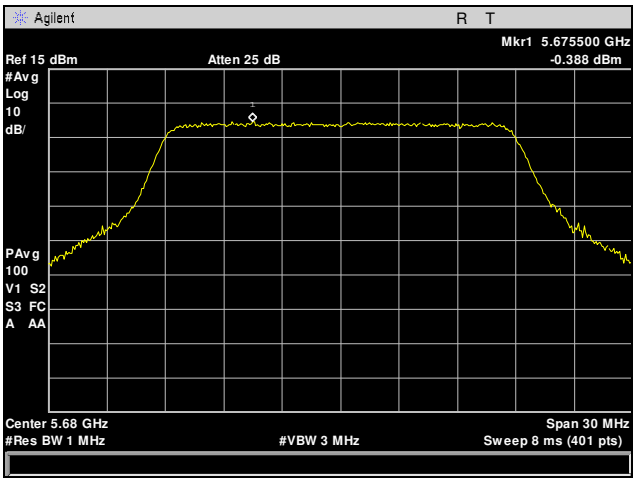

Plot 824. Power Spectral Density, 802.11ac 20 MHz, 5680 MHz, Port 7, Radio 1, 8x8

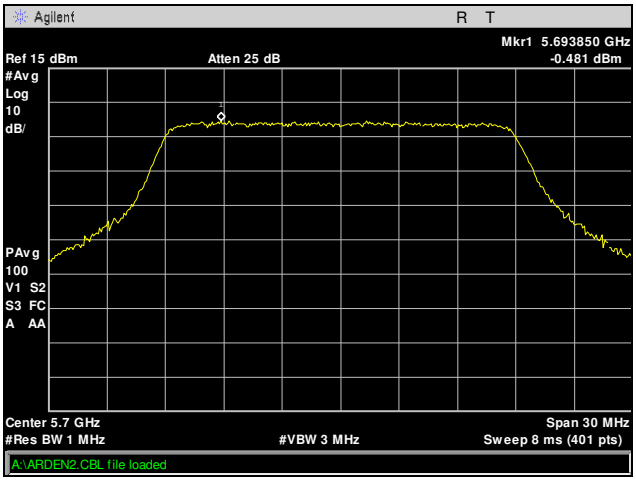

Plot 825. Power Spectral Density, 802.11ac 20 MHz, 5700 MHz, Port 7, Radio 1, 8x8

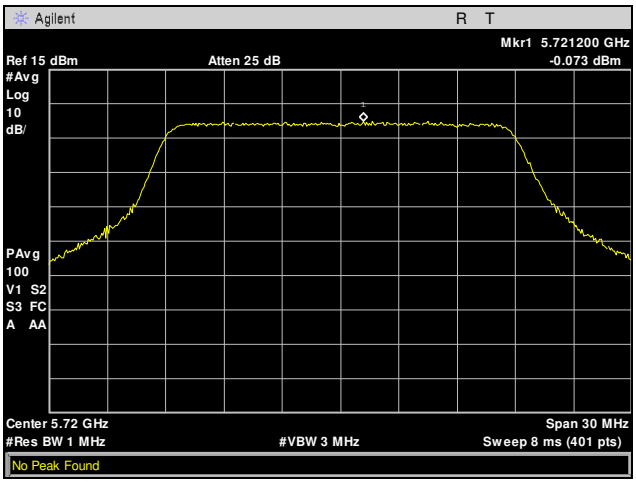

Plot 826. Power Spectral Density, 802.11ac 20 MHz, 5720 MHz, Port 7, Radio 1, 8x8

Power Spectral Density, 802.11ac 20 MHz, Port 8, Radio 1, 8x8

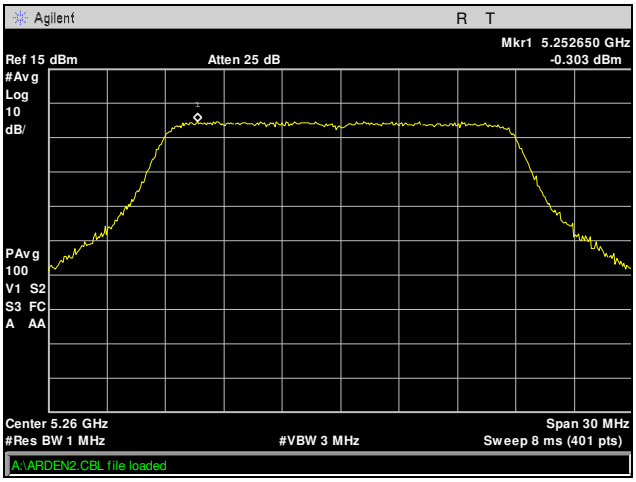

Plot 827. Power Spectral Density, 802.11ac 20 MHz, 5260 MHz, Port 8, Radio 1, 8x8

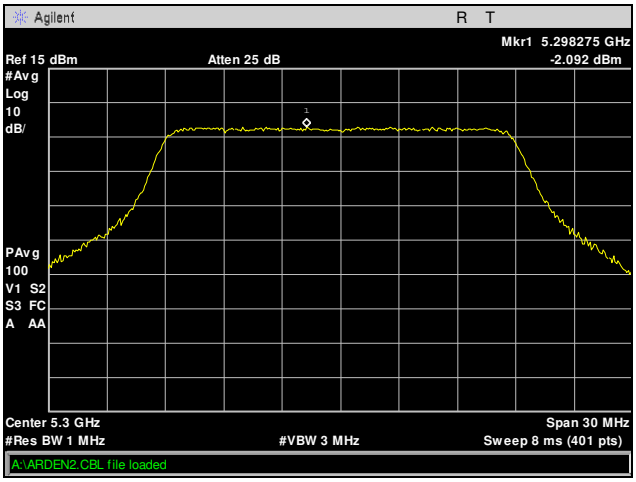

Plot 828. Power Spectral Density, 802.11ac 20 MHz, 5300 MHz, Port 8, Radio 1, 8x8

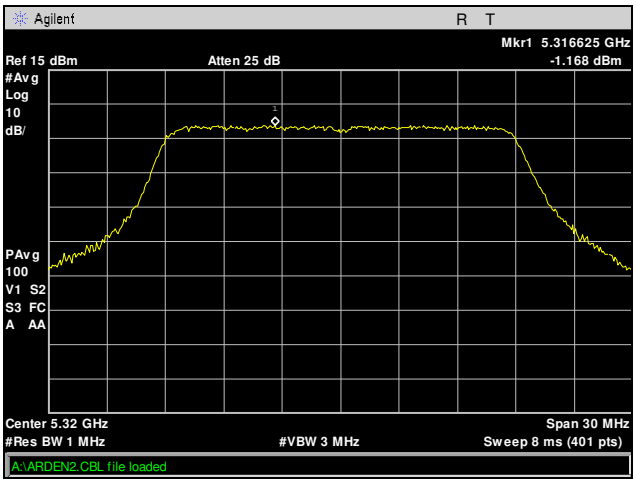

Plot 829. Power Spectral Density, 802.11ac 20 MHz, 5320 MHz, Port 8, Radio 1, 8x8

 © 2017, MET Laboratories, Inc.

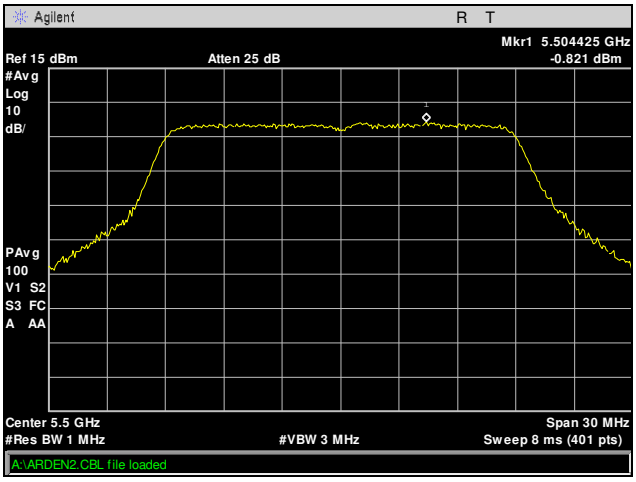

Plot 830. Power Spectral Density, 802.11ac 20 MHz, 5500 MHz, Port 8, Radio 1, 8x8

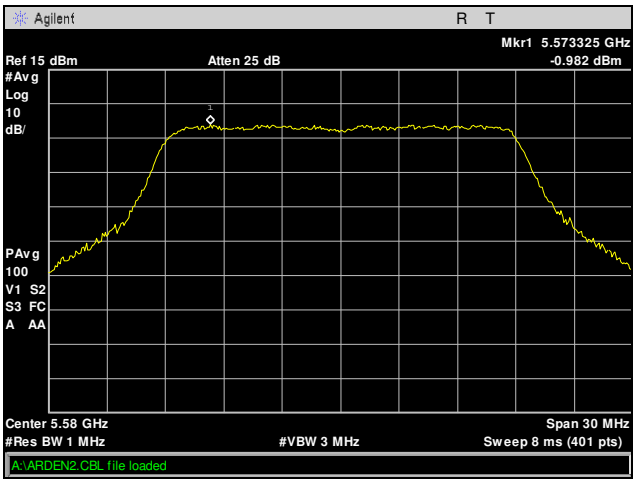

Plot 831. Power Spectral Density, 802.11ac 20 MHz, 5580 MHz, Port 8, Radio 1, 8x8

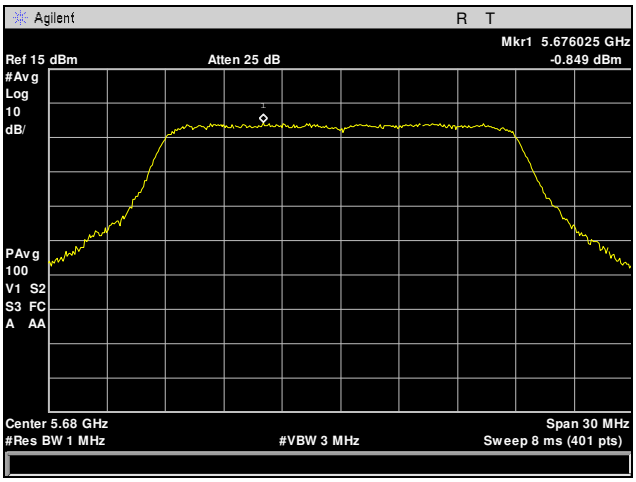

Plot 832. Power Spectral Density, 802.11ac 20 MHz, 5680 MHz, Port 8, Radio 1, 8x8

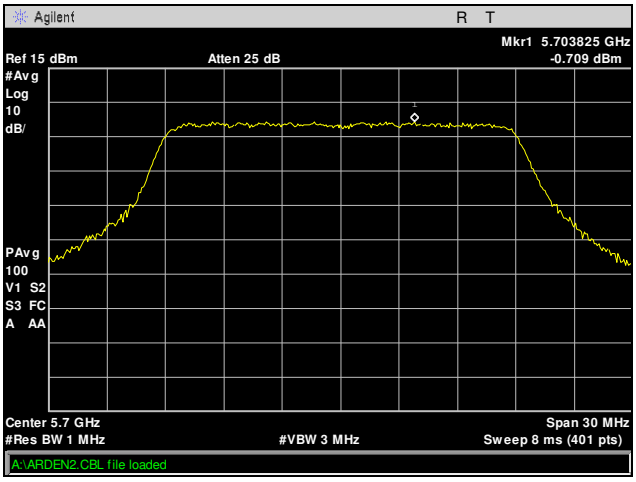

Plot 833. Power Spectral Density, 802.11ac 20 MHz, 5700 MHz, Port 8, Radio 1, 8x8

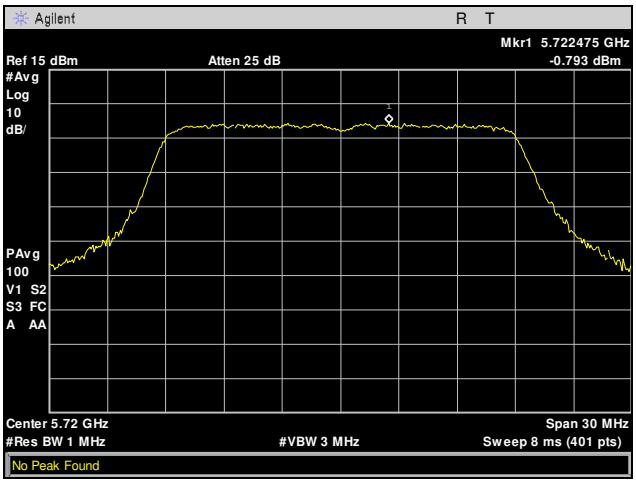

Plot 834. Power Spectral Density, 802.11ac 20 MHz, 5720 MHz, Port 8, Radio 1, 8x8

Power Spectral Density, 802.11ac 40 MHz, Port 1, Radio 0, 8x8

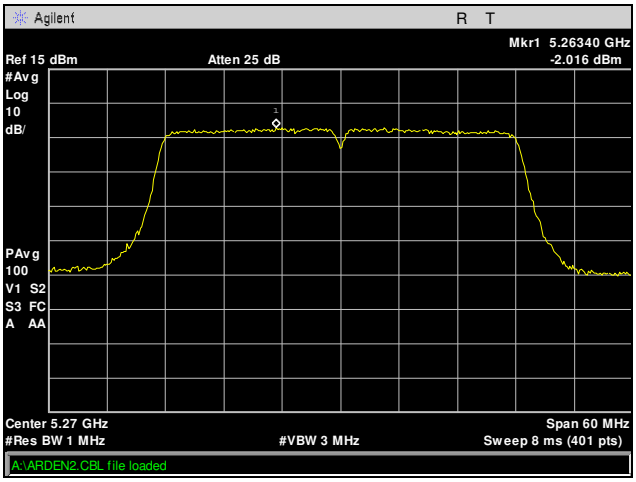

Plot 835. Power Spectral Density, 802.11ac 40 MHz, 5270 MHz, Port 1, Radio 0, 8x8

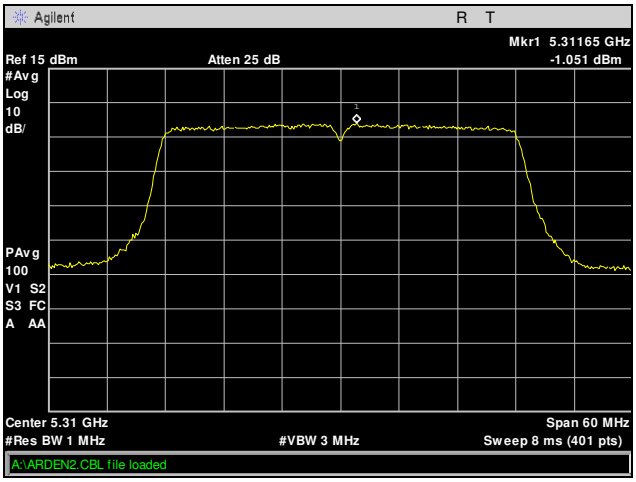

Plot 836. Power Spectral Density, 802.11ac 40 MHz, 5310 MHz, Port 1, Radio 0, 8x8

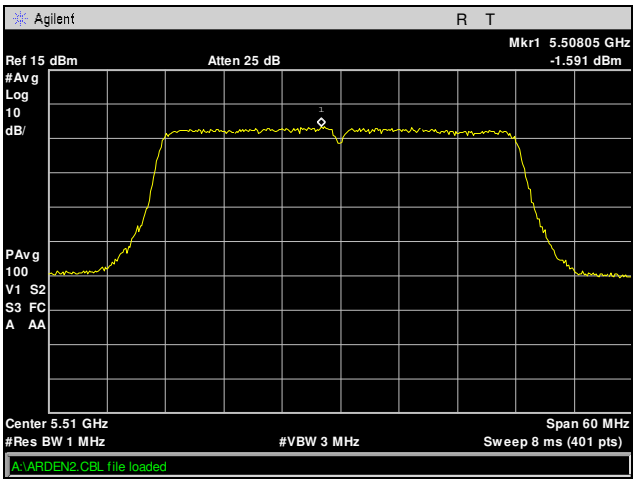

Plot 837. Power Spectral Density, 802.11ac 40 MHz, 5510 MHz, Port 1, Radio 0, 8x8

 © 2017, MET Laboratories, Inc.

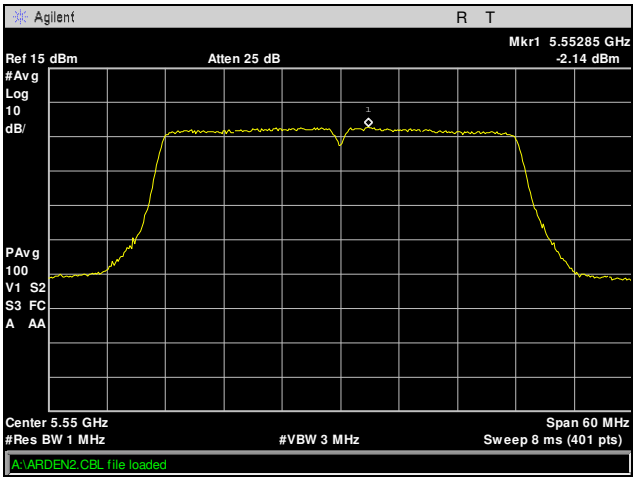

Plot 838. Power Spectral Density, 802.11ac 40 MHz, 5550 MHz, Port 1, Radio 0, 8x8

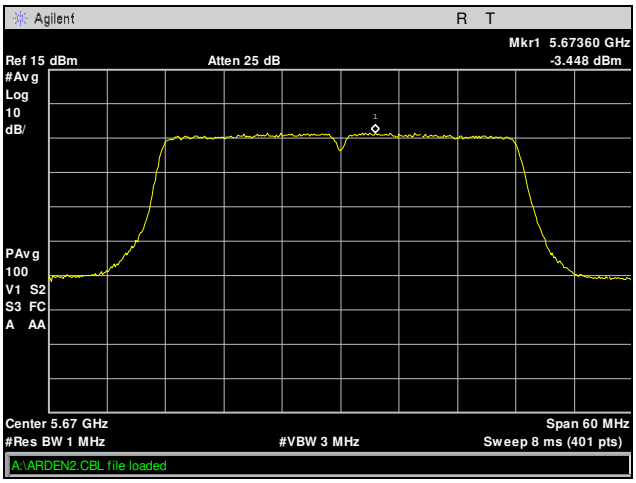

Plot 839. Power Spectral Density, 802.11ac 40 MHz, 5670 MHz, Port 1, Radio 0, 8x8

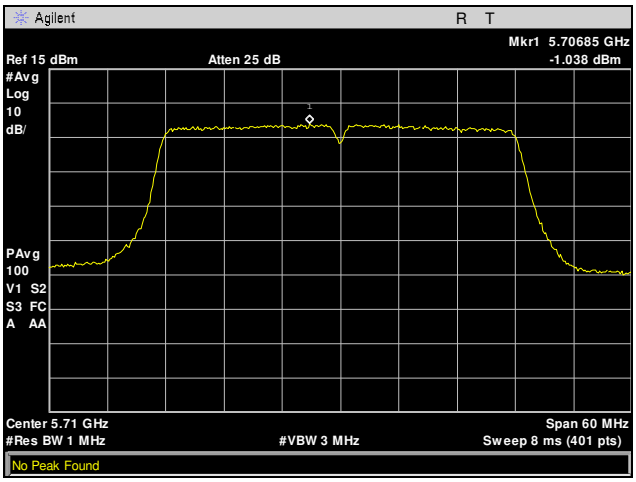

Plot 840. Power Spectral Density, 802.11ac 40 MHz, 5710 MHz, Port 1, Radio 0, 8x8

Power Spectral Density, 802.11ac 40 MHz, Port 2, Radio 0, 8x8

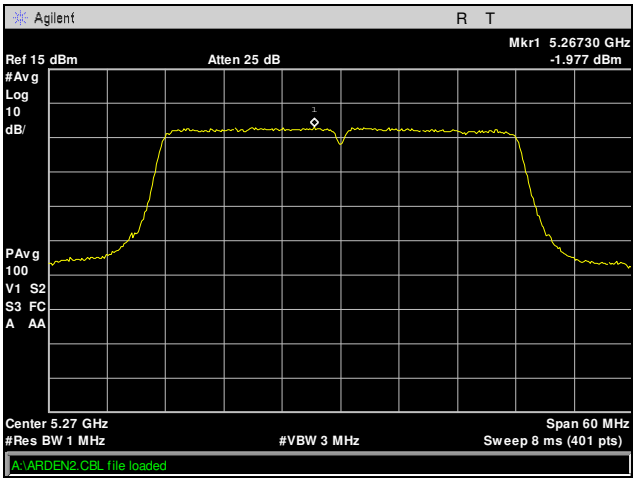

Plot 841. Power Spectral Density, 802.11ac 40 MHz, 5270 MHz, Port 2, Radio 0, 8x8

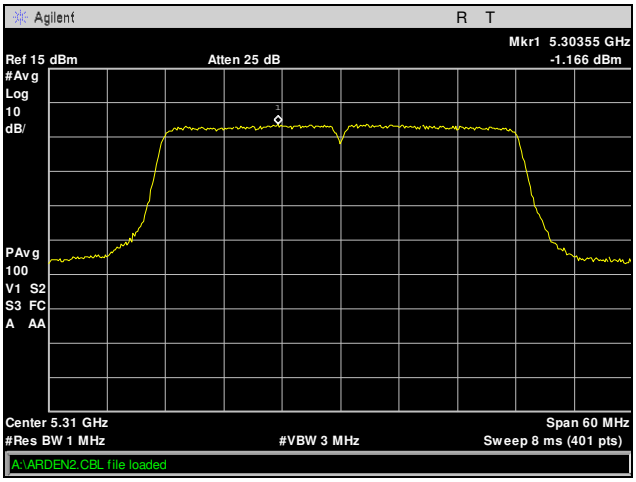

Plot 842. Power Spectral Density, 802.11ac 40 MHz, 5310 MHz, Port 2, Radio 0, 8x8

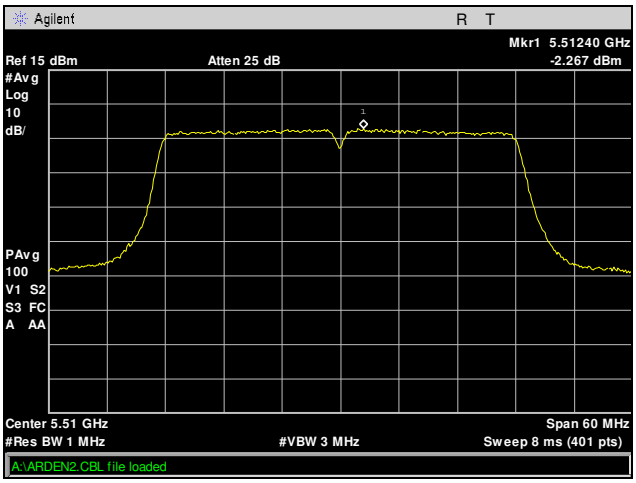

Plot 843. Power Spectral Density, 802.11ac 40 MHz, 5510 MHz, Port 2, Radio 0, 8x8

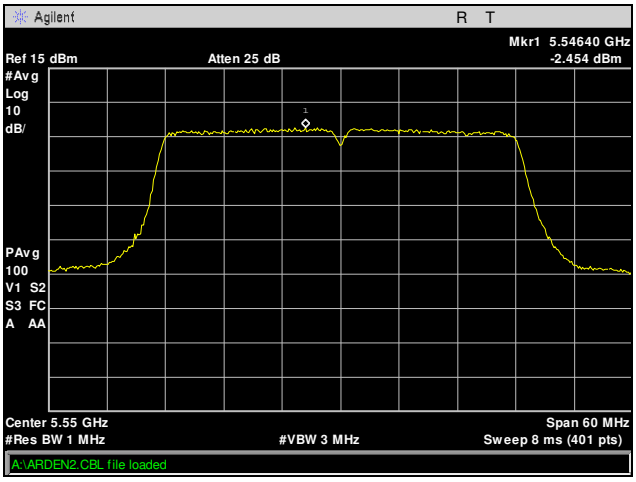

Plot 844. Power Spectral Density, 802.11ac 40 MHz, 5550 MHz, Port 2, Radio 0, 8x8

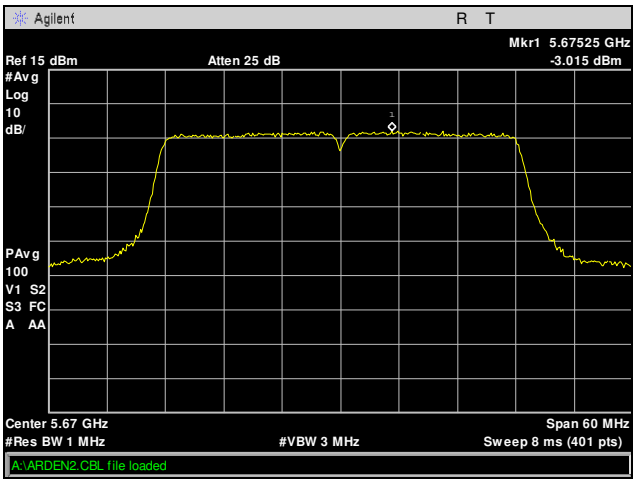

Plot 845. Power Spectral Density, 802.11ac 40 MHz, 5670 MHz, Port 2, Radio 0, 8x8

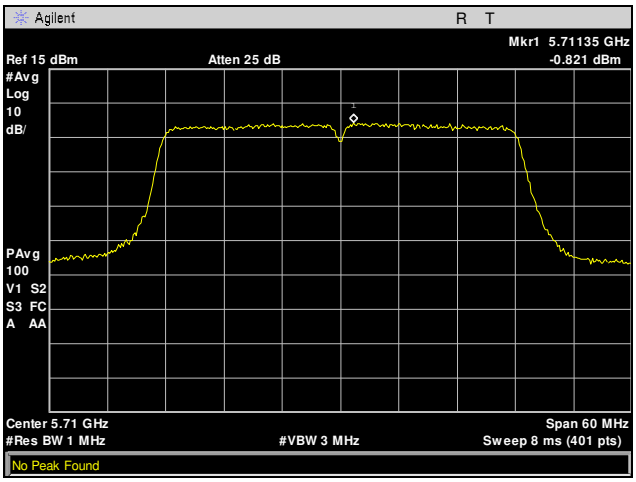

Plot 846. Power Spectral Density, 802.11ac 40 MHz, 5710 MHz, Port 2, Radio 0, 8x8

 © 2017, MET Laboratories, Inc.

Power Spectral Density, 802.11ac 40 MHz, Port 3, Radio 0, 8x8

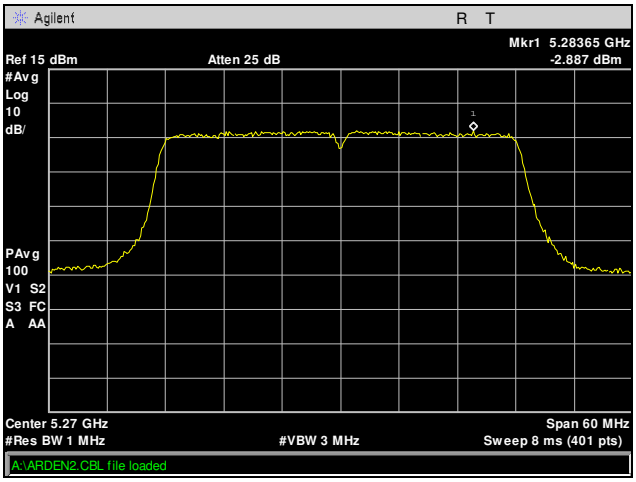

Plot 847. Power Spectral Density, 802.11ac 40 MHz, 5270 MHz, Port 3, Radio 0, 8x8

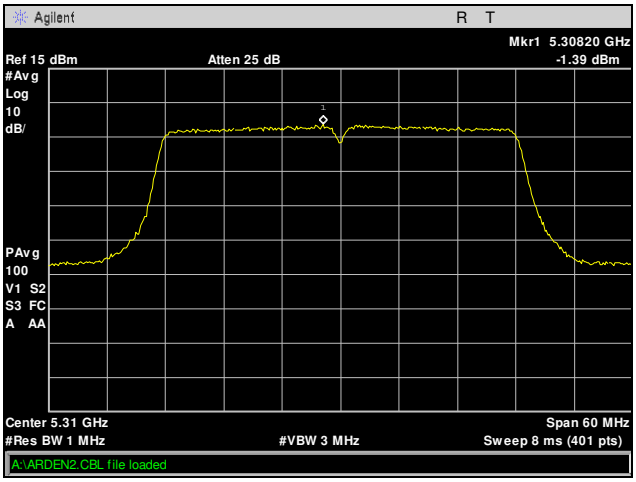

Plot 848. Power Spectral Density, 802.11ac 40 MHz, 5310 MHz, Port 3, Radio 0, 8x8

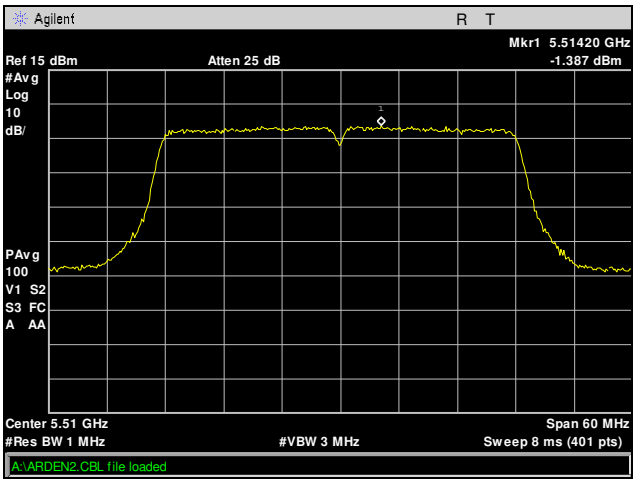

Plot 849. Power Spectral Density, 802.11ac 40 MHz, 5510 MHz, Port 3, Radio 0, 8x8

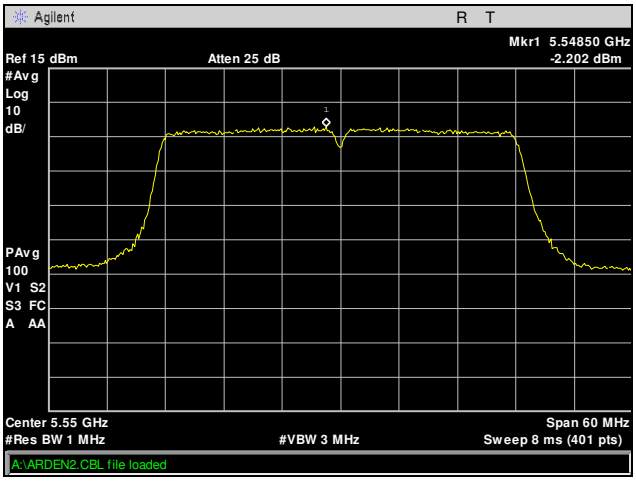

Plot 850. Power Spectral Density, 802.11ac 40 MHz, 5550 MHz, Port 3, Radio 0, 8x8

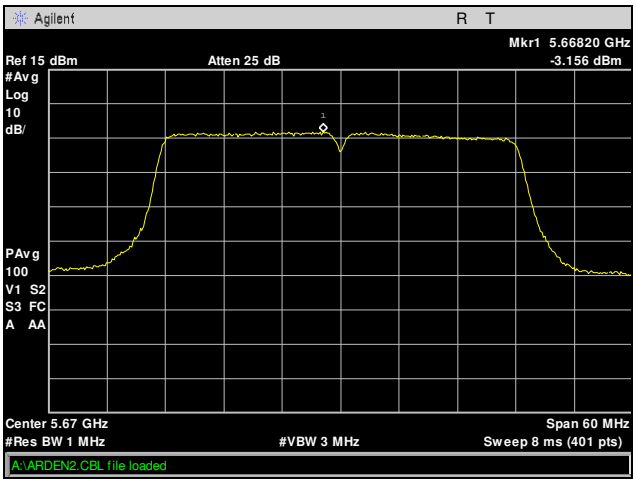

Plot 851. Power Spectral Density, 802.11ac 40 MHz, 5670 MHz, Port 3, Radio 0, 8x8

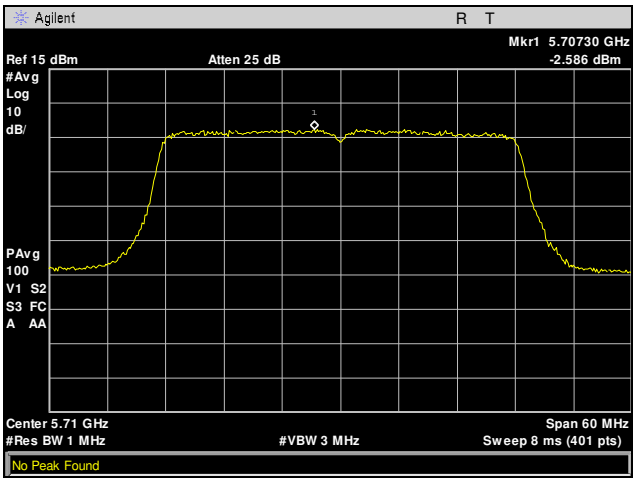

Plot 852. Power Spectral Density, 802.11ac 40 MHz, 5710 MHz, Port 3, Radio 0, 8x8

Power Spectral Density, 802.11ac 40 MHz, Port 4, Radio 0, 8x8

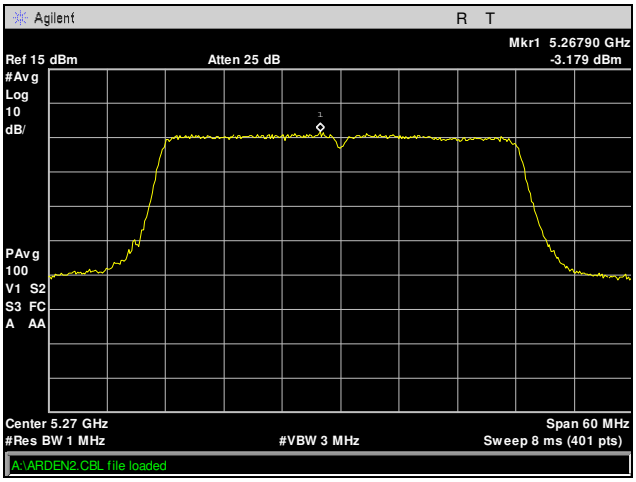

Plot 853. Power Spectral Density, 802.11ac 40 MHz, 5270 MHz, Port 4, Radio 0, 8x8

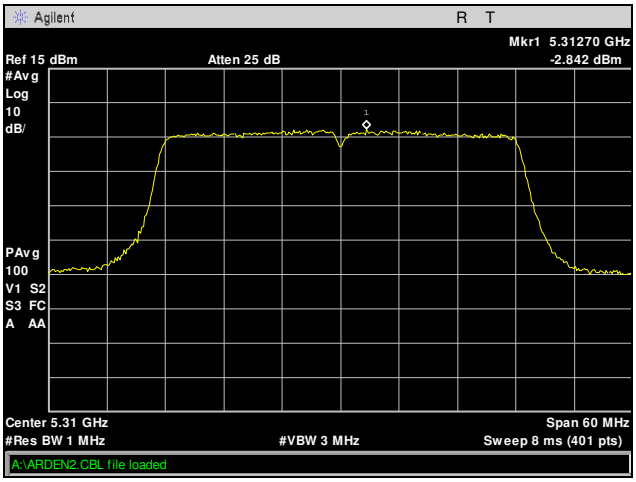

Plot 854. Power Spectral Density, 802.11ac 40 MHz, 5310 MHz, Port 4, Radio 0, 8x8

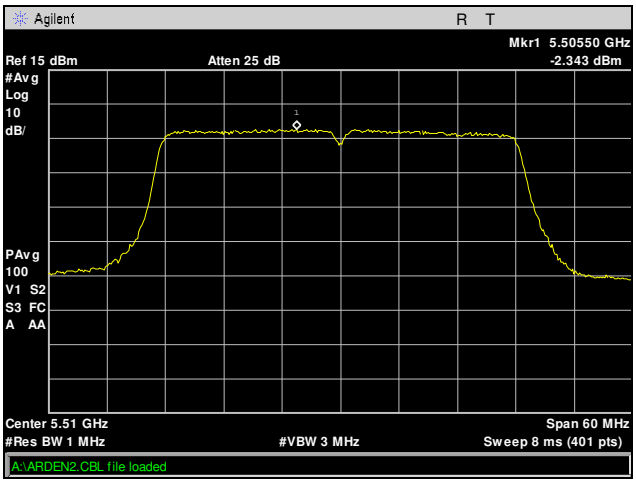

Plot 855. Power Spectral Density, 802.11ac 40 MHz, 5510 MHz, Port 4, Radio 0, 8x8

 © 2017, MET Laboratories, Inc.

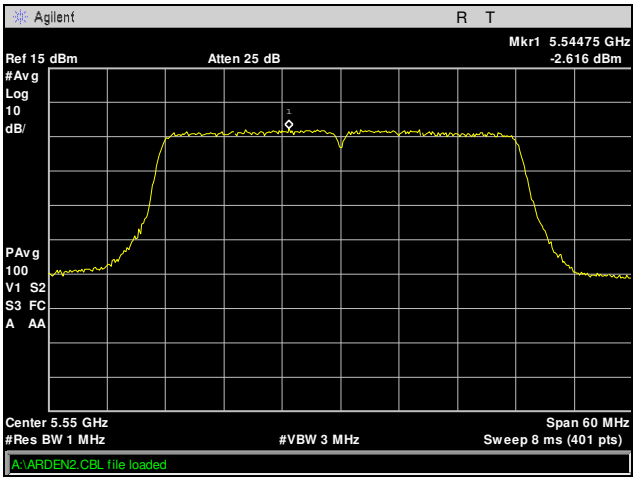

Plot 856. Power Spectral Density, 802.11ac 40 MHz, 5550 MHz, Port 4, Radio 0, 8x8

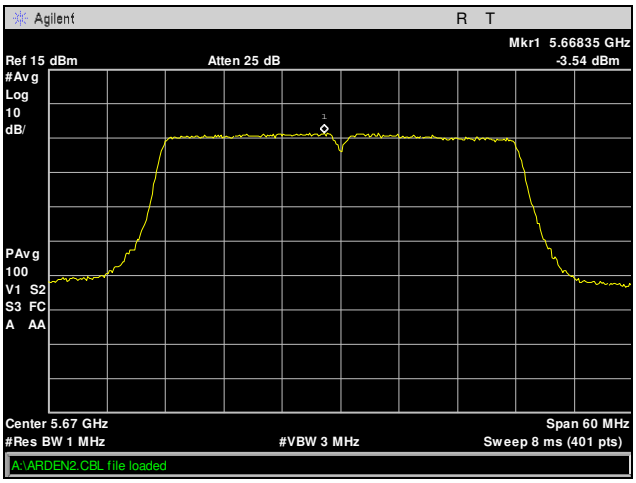

Plot 857. Power Spectral Density, 802.11ac 40 MHz, 5670 MHz, Port 4, Radio 0, 8x8

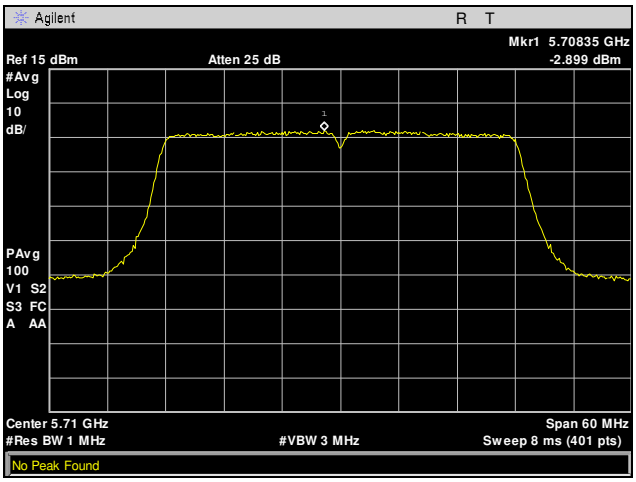

Plot 858. Power Spectral Density, 802.11ac 40 MHz, 5710 MHz, Port 4, Radio 0, 8x8

Power Spectral Density, 802.11ac 40 MHz, Port 5, Radio 1, 8x8

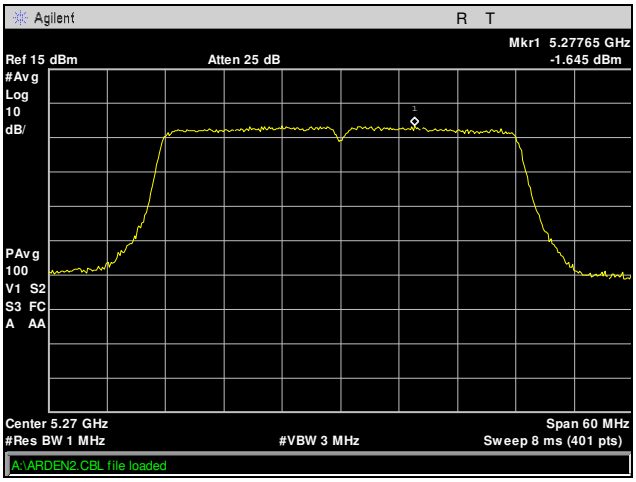

Plot 859. Power Spectral Density, 802.11ac 40 MHz, 5270 MHz, Port 5, Radio 1, 8x8

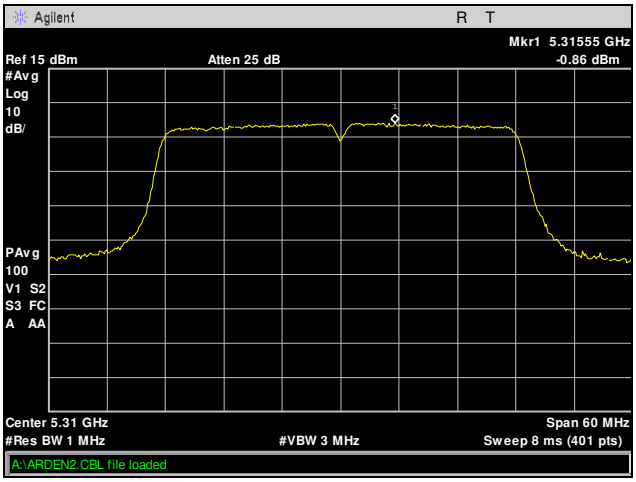

Plot 860. Power Spectral Density, 802.11ac 40 MHz, 5310 MHz, Port 5, Radio 1, 8x8

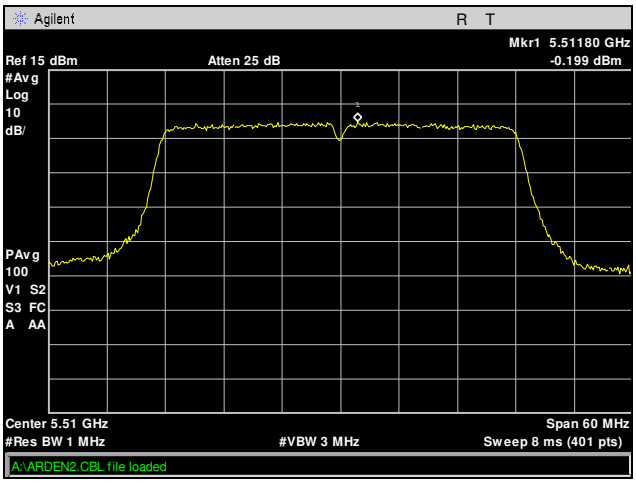

Plot 861. Power Spectral Density, 802.11ac 40 MHz, 5510 MHz, Port 5, Radio 1, 8x8

 © 2017, MET Laboratories, Inc.

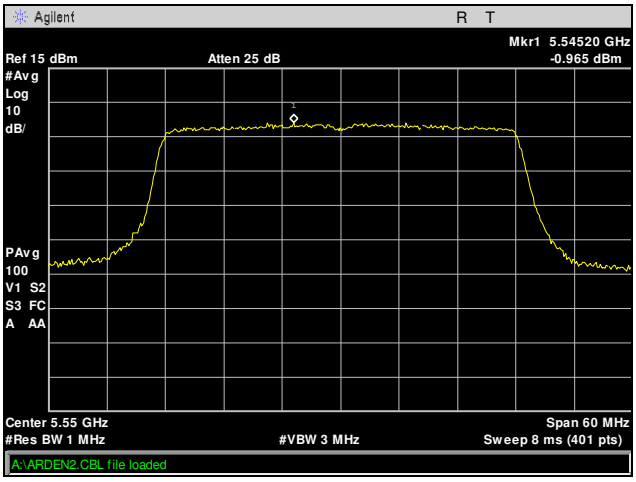

Plot 862. Power Spectral Density, 802.11ac 40 MHz, 5550 MHz, Port 5, Radio 1, 8x8

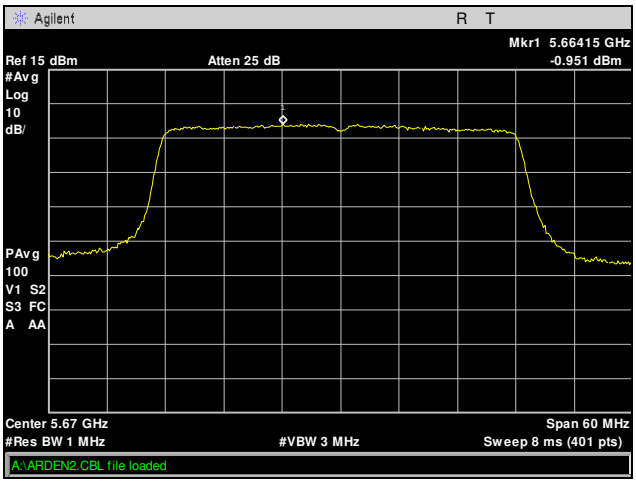

Plot 863. Power Spectral Density, 802.11ac 40 MHz, 5670 MHz, Port 5, Radio 1, 8x8

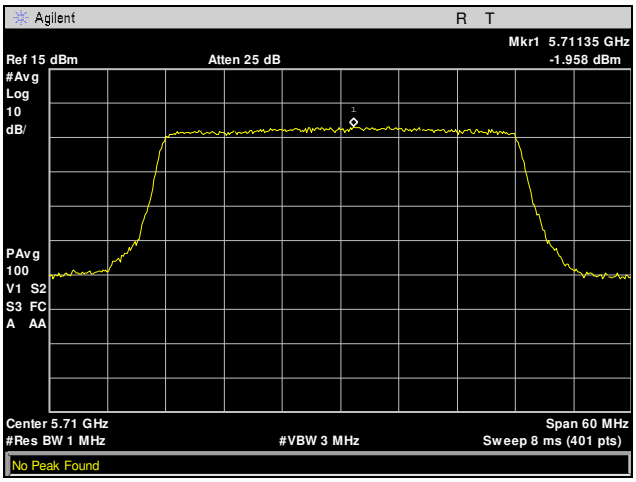

Plot 864. Power Spectral Density, 802.11ac 40 MHz, 5710 MHz, Port 5, Radio 1, 8x8

Power Spectral Density, 802.11ac 40 MHz, Port 6, Radio 1, 8x8

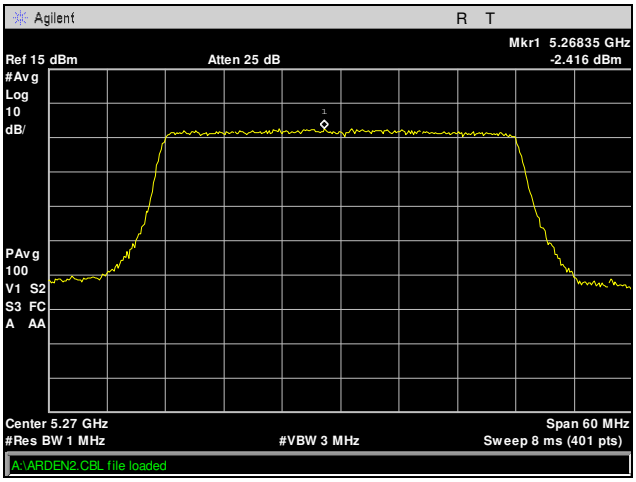

Plot 865. Power Spectral Density, 802.11ac 40 MHz, 5270 MHz, Port 6, Radio 1, 8x8

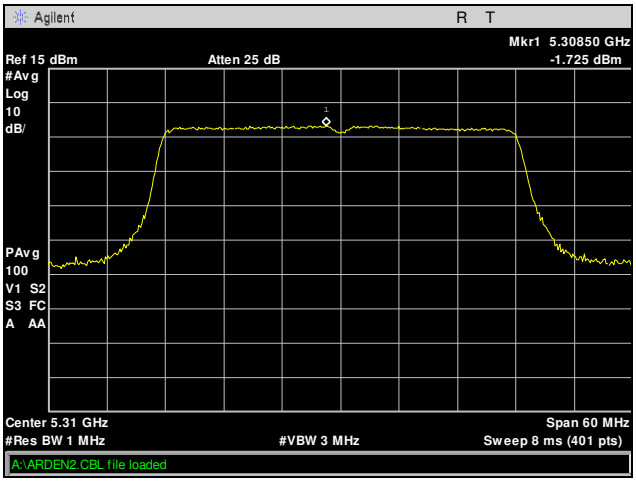

Plot 866. Power Spectral Density, 802.11ac 40 MHz, 5310 MHz, Port 6, Radio 1, 8x8

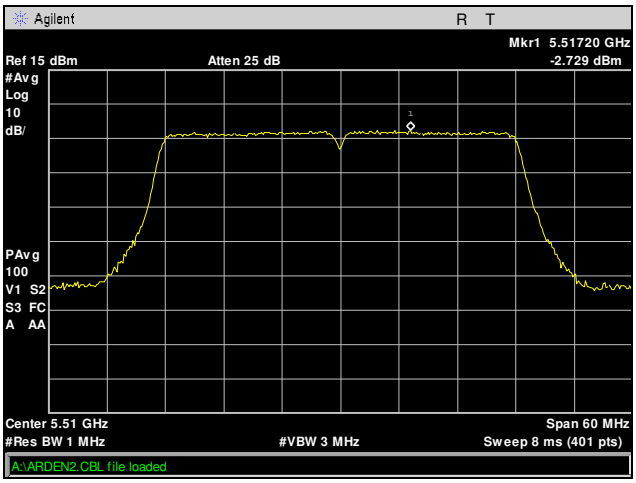

Plot 867. Power Spectral Density, 802.11ac 40 MHz, 5510 MHz, Port 6, Radio 1, 8x8

 © 2017, MET Laboratories, Inc.

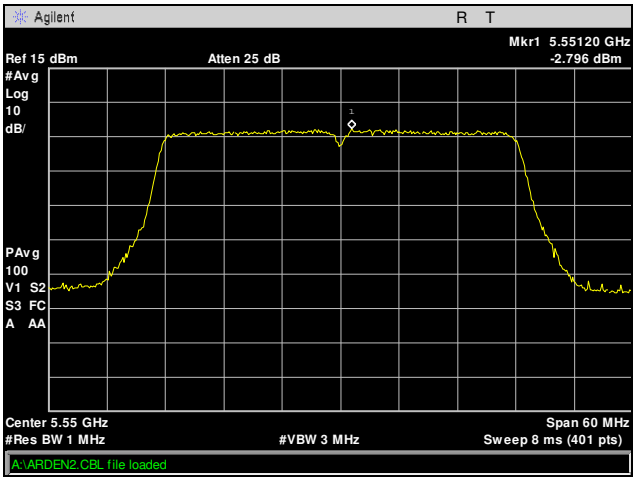

Plot 868. Power Spectral Density, 802.11ac 40 MHz, 5550 MHz, Port 6, Radio 1, 8x8

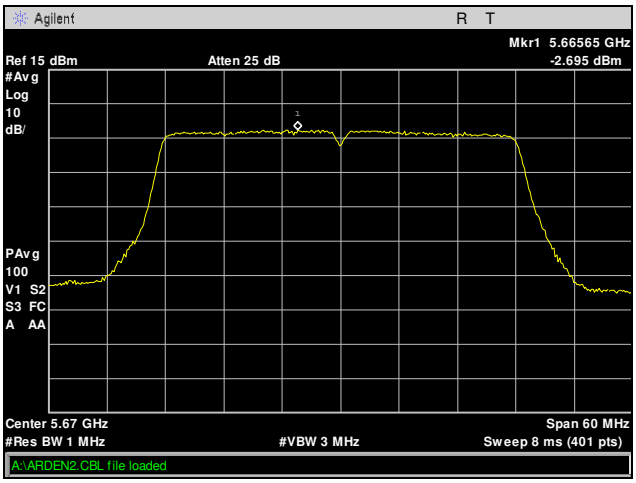

Plot 869. Power Spectral Density, 802.11ac 40 MHz, 5670 MHz, Port 6, Radio 1, 8x8

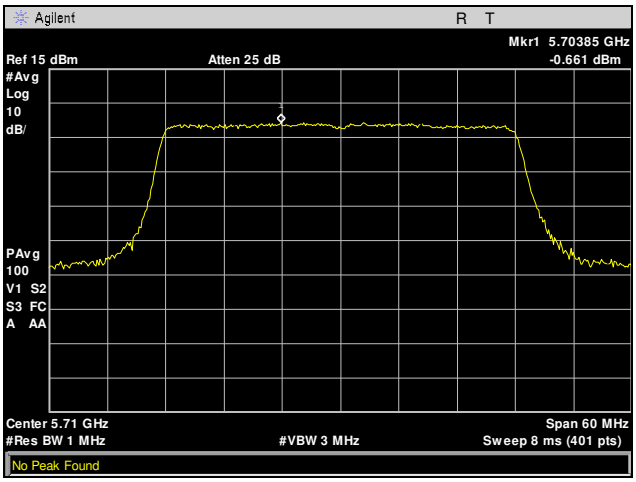

Plot 870. Power Spectral Density, 802.11ac 40 MHz, 5710 MHz, Port 5, Radio 1, 8x8

Power Spectral Density, 802.11ac 40 MHz, Port 7, Radio 1, 8x8

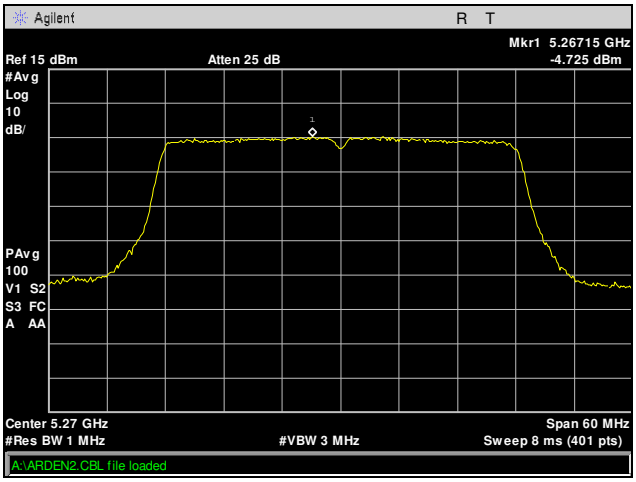

Plot 871. Power Spectral Density, 802.11ac 40 MHz, 5270 MHz, Port 7, Radio 1, 8x8

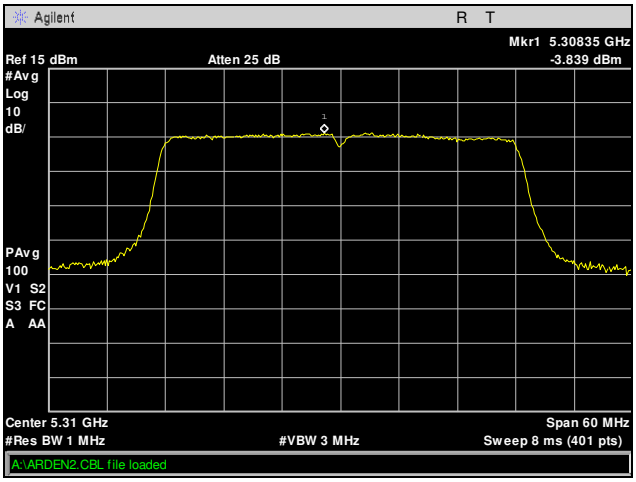

Plot 872. Power Spectral Density, 802.11ac 40 MHz, 5310 MHz, Port 7, Radio 1, 8x8

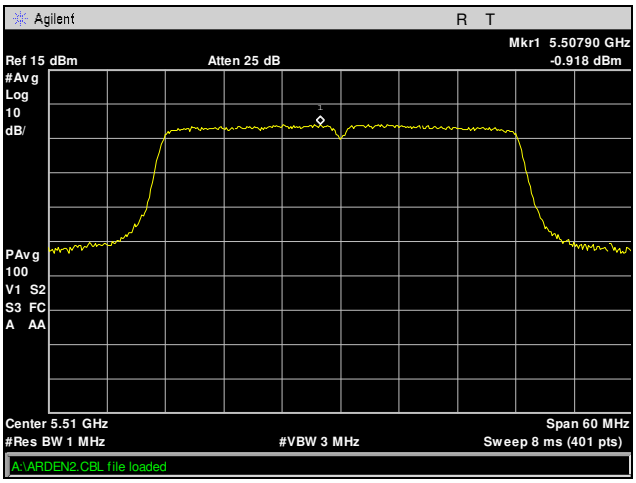

Plot 873. Power Spectral Density, 802.11ac 40 MHz, 5510 MHz, Port 7, Radio 1, 8x8

 © 2017, MET Laboratories, Inc.

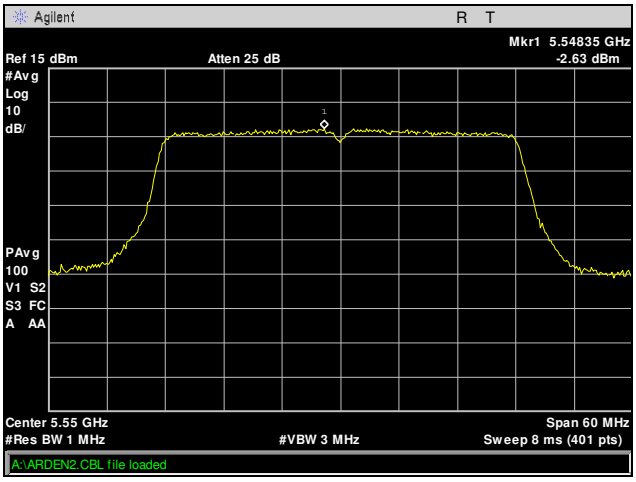

Plot 874. Power Spectral Density, 802.11ac 40 MHz, 5550 MHz, Port 7, Radio 1, 8x8

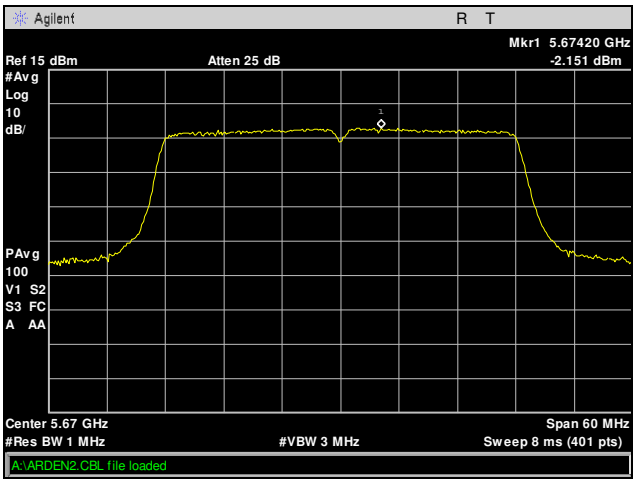

Plot 875. Power Spectral Density, 802.11ac 40 MHz, 5670 MHz, Port 7, Radio 1, 8x8

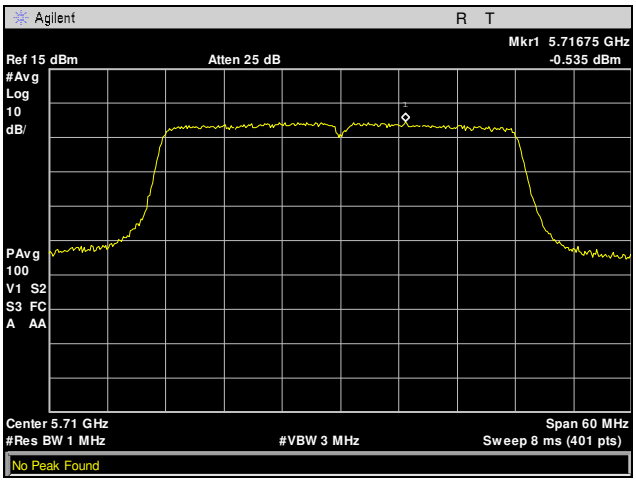

Plot 876. Power Spectral Density, 802.11ac 40 MHz, 5710 MHz, Port 7, Radio 1, 8x8

Power Spectral Density, 802.11ac 40 MHz, Port 8, Radio 1, 8x8

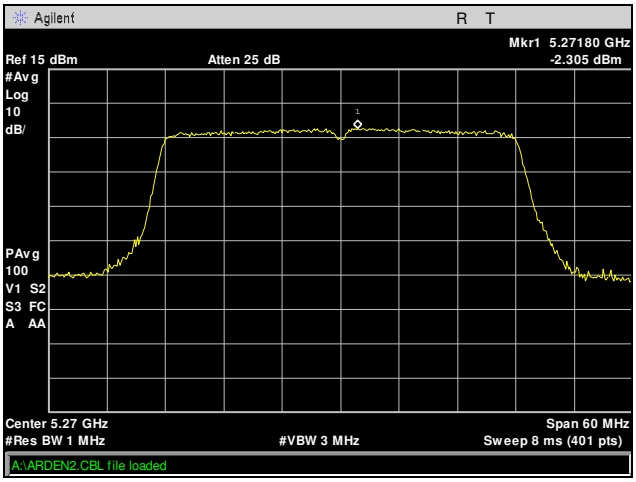

Plot 877. Power Spectral Density, 802.11ac 40 MHz, 5270 MHz, Port 8, Radio 1, 8x8

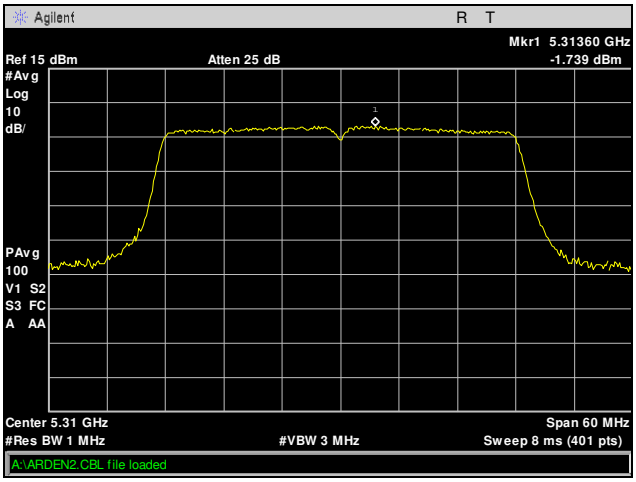

Plot 878. Power Spectral Density, 802.11ac 40 MHz, 5310 MHz, Port 8, Radio 1, 8x8

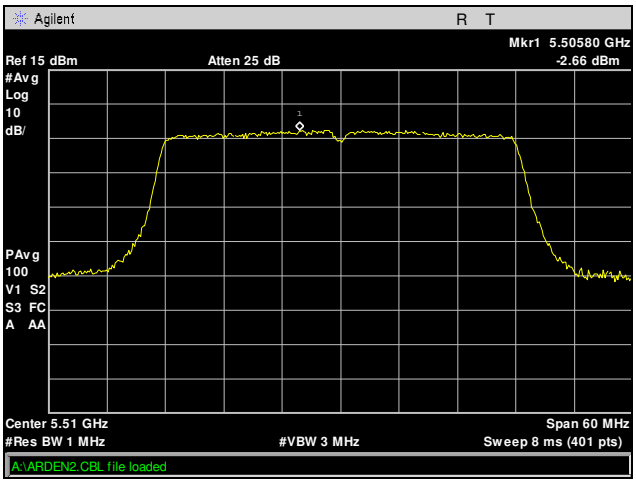

Plot 879. Power Spectral Density, 802.11ac 40 MHz, 5510 MHz, Port 8, Radio 1, 8x8

 © 2017, MET Laboratories, Inc.

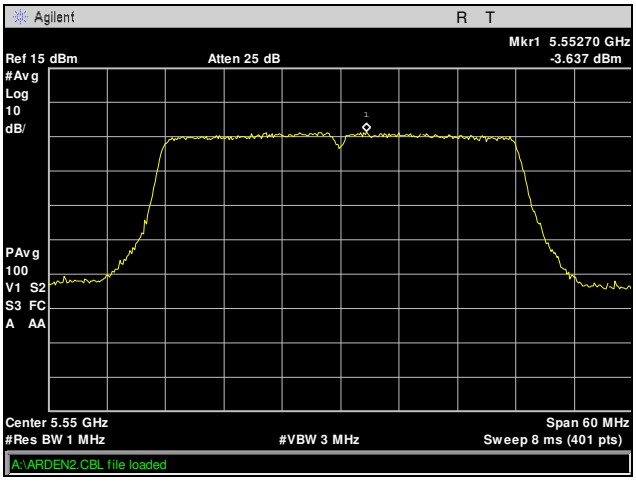

Plot 880. Power Spectral Density, 802.11ac 40 MHz, 5550 MHz, Port 8, Radio 1, 8x8

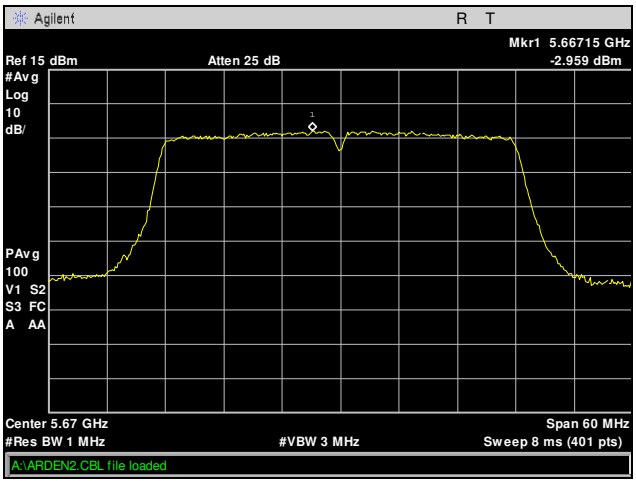

Plot 881. Power Spectral Density, 802.11ac 40 MHz, 5670 MHz, Port 8, Radio 1, 8x8

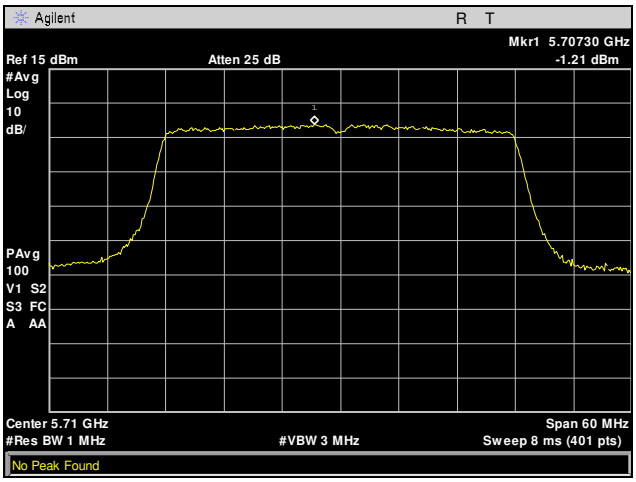

Plot 882. Power Spectral Density, 802.11ac 40 MHz, 5710 MHz, Port 8, Radio 1, 8x8

Power Spectral Density, 802.11ac 80 MHz, Port 1, Radio 0, 8x8

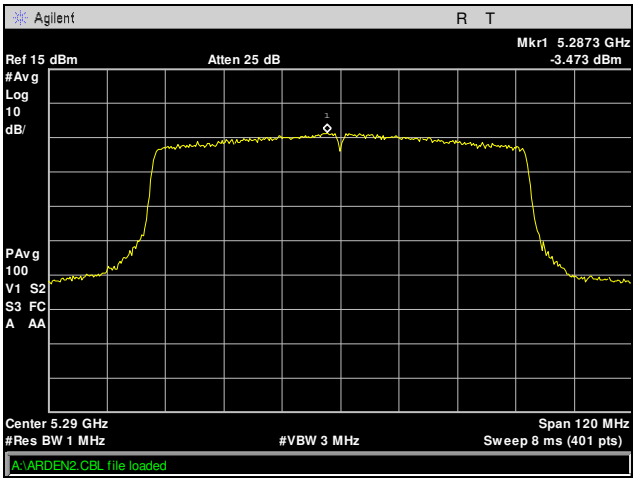

Plot 883. Power Spectral Density, 802.11ac 80 MHz, 5290 MHz, Port 1, Radio 0, 8x8

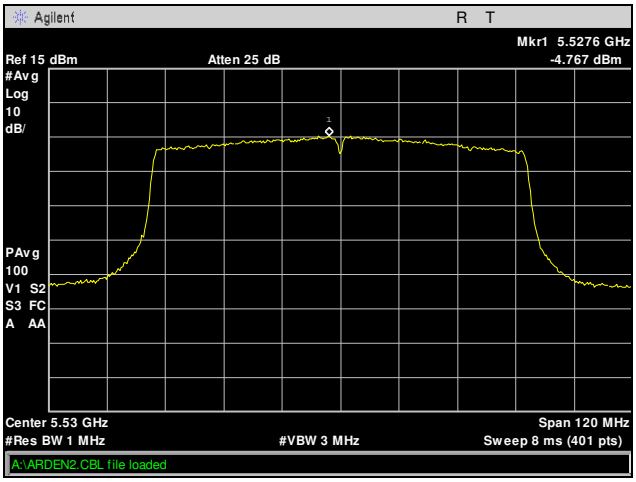

Plot 884. Power Spectral Density, 802.11ac 80 MHz, 5530 MHz, Port 1, Radio 0, 8x8

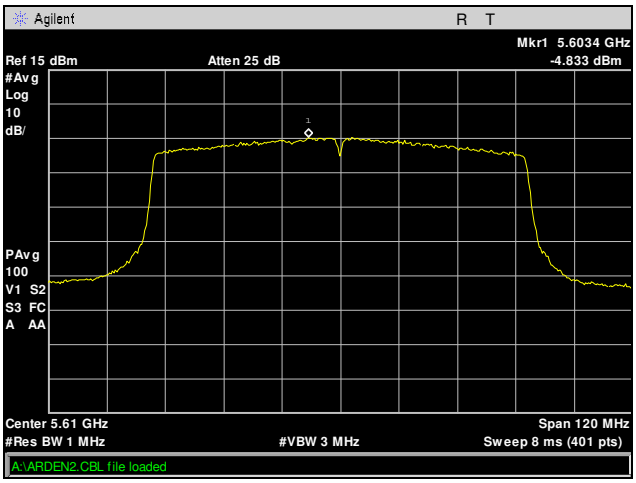

Plot 885. Power Spectral Density, 802.11ac 80 MHz, 5610 MHz, Port 1, Radio 0, 8x8

 © 2017, MET Laboratories, Inc.

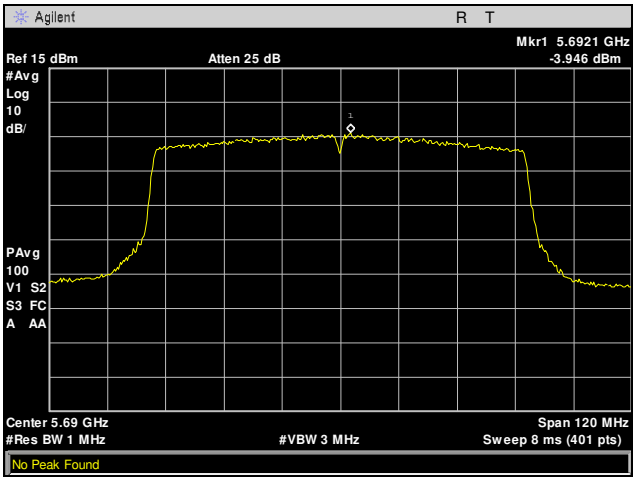

Plot 886. Power Spectral Density, 802.11ac 80 MHz, 5690 MHz, Port 1, Radio 0, 8x8

Power Spectral Density, 802.11ac 80 MHz, Port 2, Radio 0, 8x8

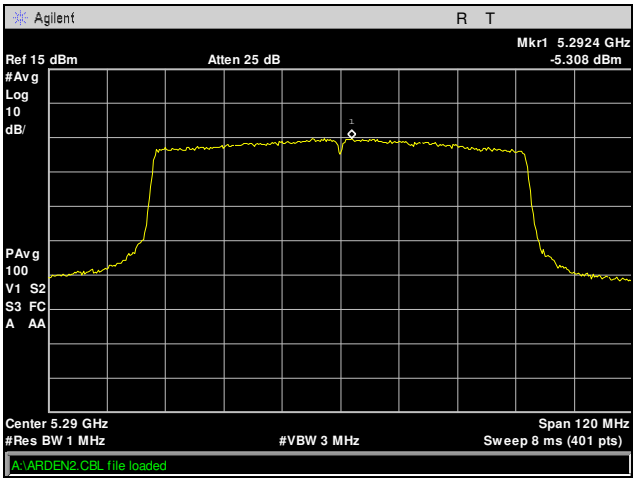

Plot 887. Power Spectral Density, 802.11ac 80 MHz, 5290 MHz, Port 2, Radio 0, 8x8

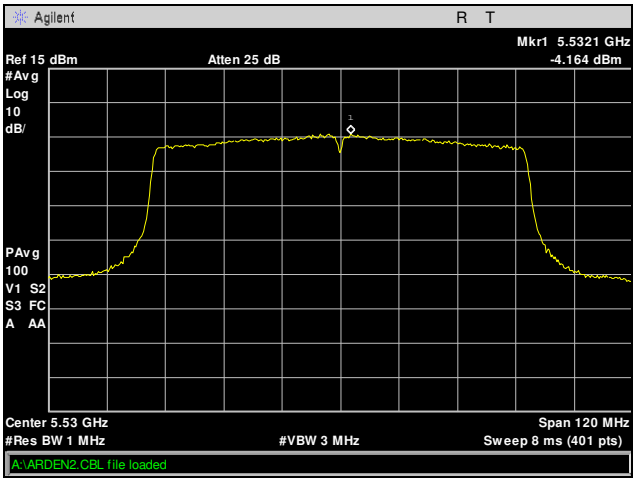

Plot 888. Power Spectral Density, 802.11ac 80 MHz, 5530 MHz, Port 2, Radio 0, 8x8

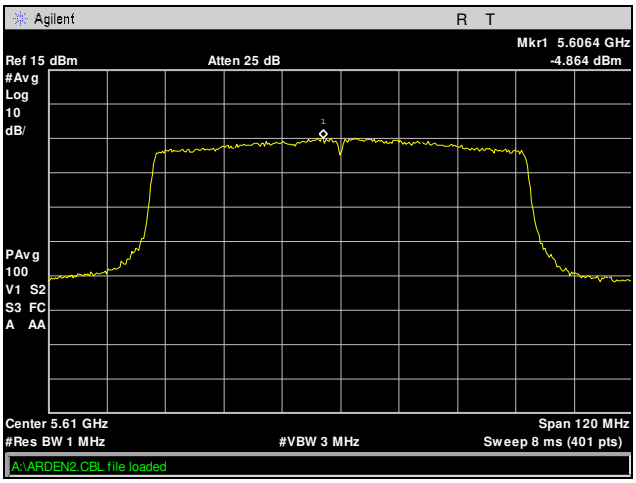

Plot 889. Power Spectral Density, 802.11ac 80 MHz, 5610 MHz, Port 2, Radio 0, 8x8

 © 2017, MET Laboratories, Inc.

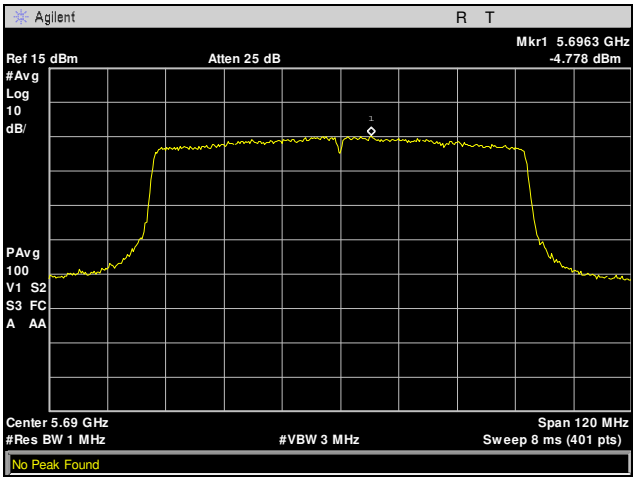

Plot 890. Power Spectral Density, 802.11ac 80 MHz, 5690 MHz, Port 2, Radio 0, 8x8

Power Spectral Density, 802.11ac 80 MHz, Port 3, Radio 0, 8x8

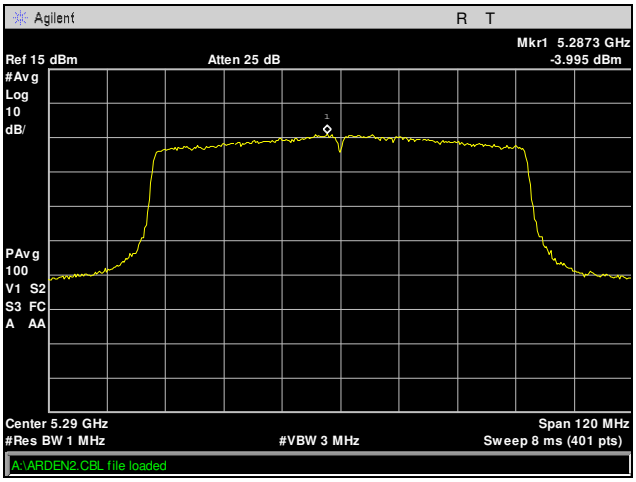

Plot 891. Power Spectral Density, 802.11ac 80 MHz, 5290 MHz, Port 3, Radio 0, 8x8

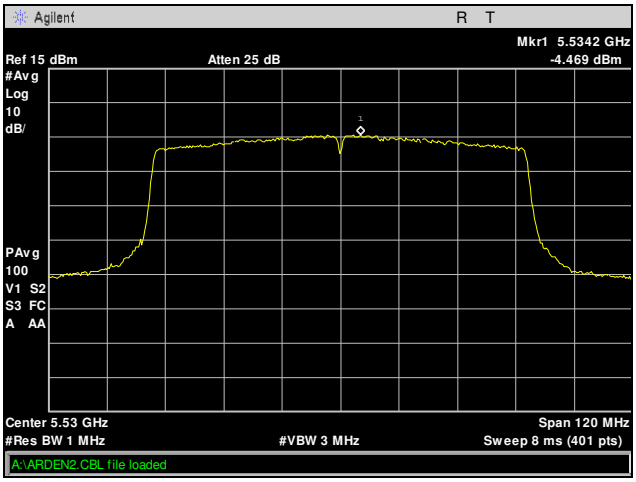

Plot 892. Power Spectral Density, 802.11ac 80 MHz, 5530 MHz, Port 3, Radio 0, 8x8

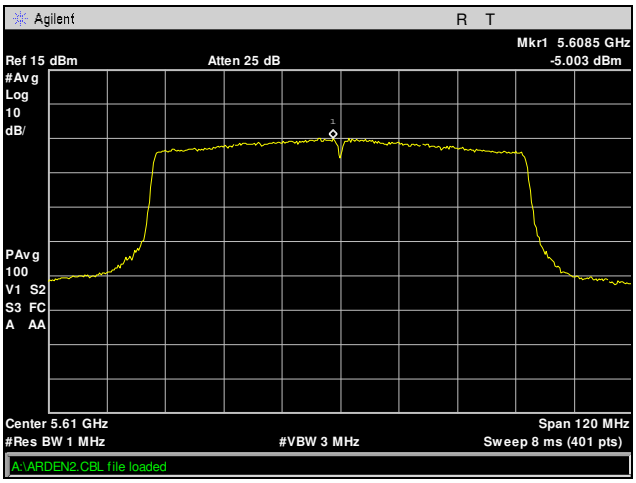

Plot 893. Power Spectral Density, 802.11ac 80 MHz, 5610 MHz, Port 3, Radio 0, 8x8

 © 2017, MET Laboratories, Inc.

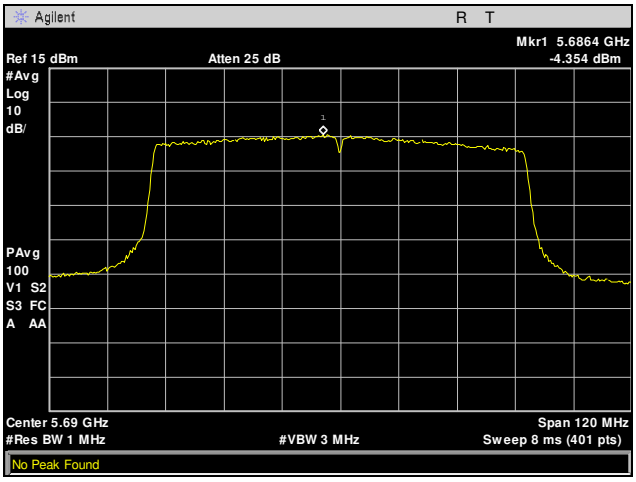

Plot 894. Power Spectral Density, 802.11ac 80 MHz, 5690 MHz, Port 3, Radio 0, 8x8

Power Spectral Density, 802.11ac 80 MHz, Port 4, Radio 0, 8x8

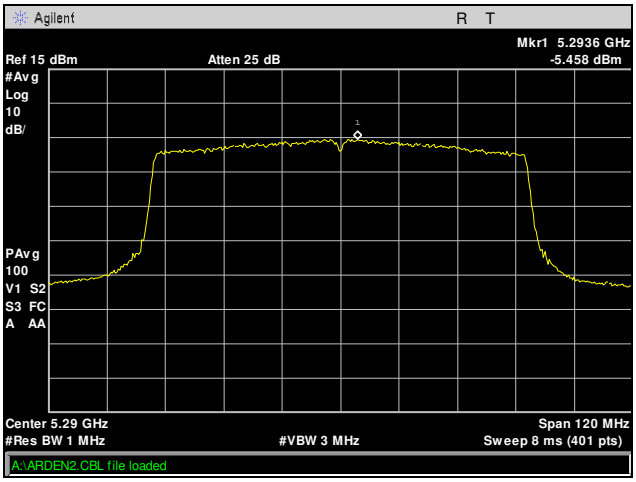

Plot 895. Power Spectral Density, 802.11ac 80 MHz, 5290 MHz, Port 4, Radio 0, 8x8

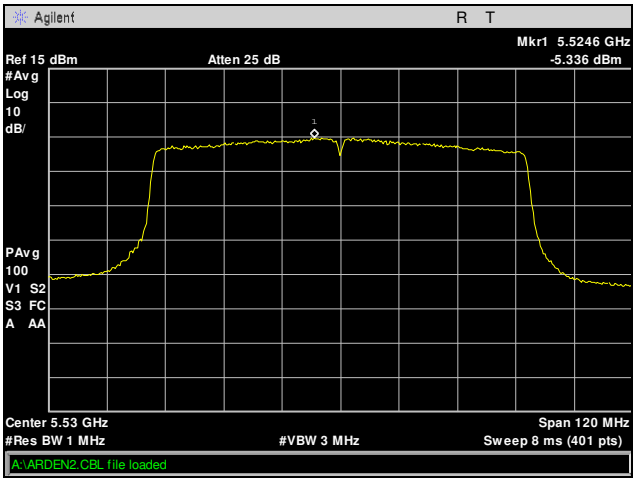

Plot 896. Power Spectral Density, 802.11ac 80 MHz, 5530 MHz, Port 4, Radio 0, 8x8

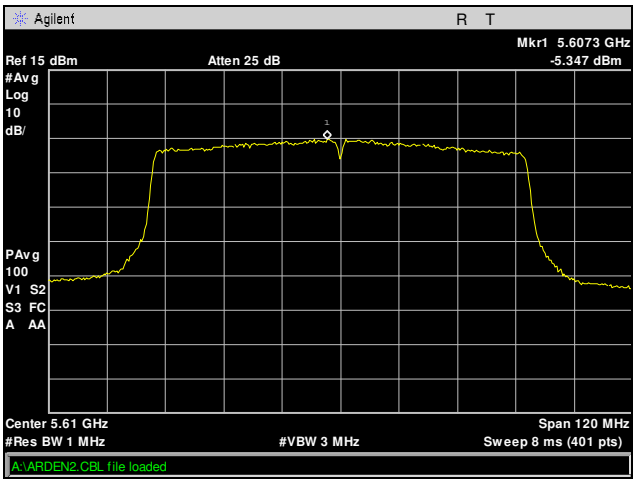

Plot 897. Power Spectral Density, 802.11ac 80 MHz, 5610 MHz, Port 4, Radio 0, 8x8

 © 2017, MET Laboratories, Inc.

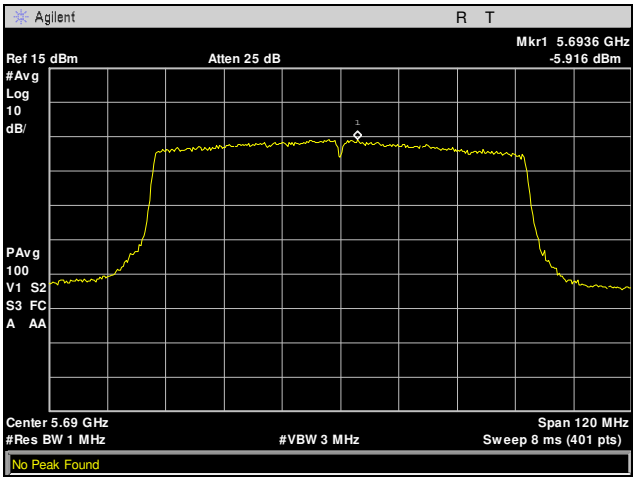

Plot 898. Power Spectral Density, 802.11ac 80 MHz, 5690 MHz, Port 4, Radio 0, 8x8

Power Spectral Density, 802.11ac 80 MHz, Port 5, Radio 1, 8x8

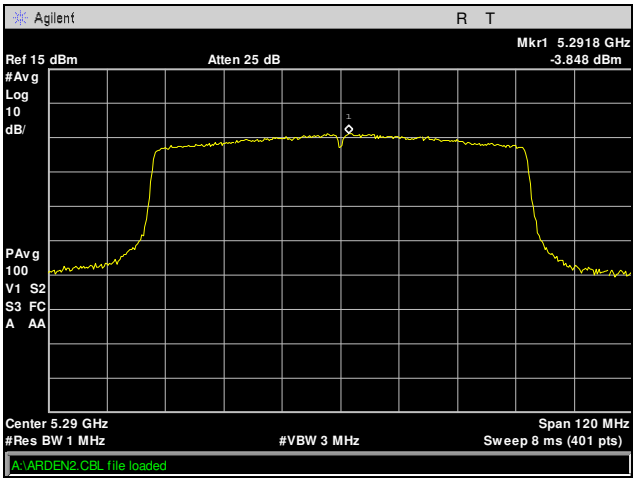

Plot 899. Power Spectral Density, 802.11ac 80 MHz, 5290 MHz, Port 5, Radio 1, 8x8

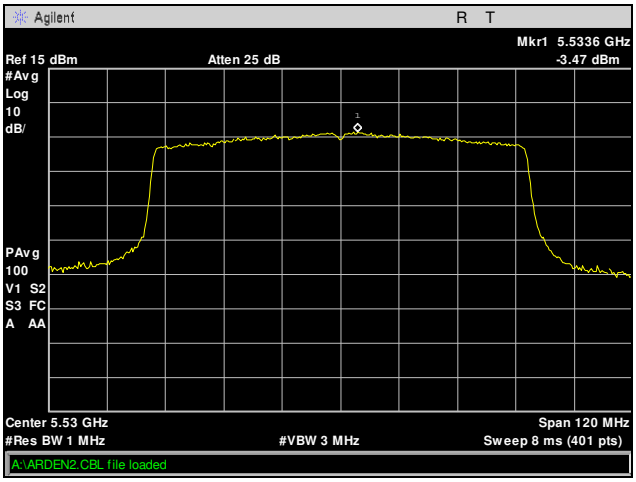

Plot 900. Power Spectral Density, 802.11ac 80 MHz, 5530 MHz, Port 5, Radio 1, 8x8

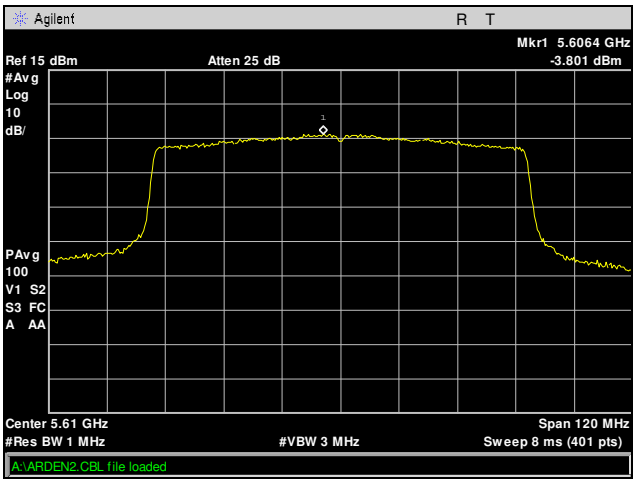

Plot 901. Power Spectral Density, 802.11ac 80 MHz, 5610 MHz, Port 5, Radio 1, 8x8

 © 2017, MET Laboratories, Inc.

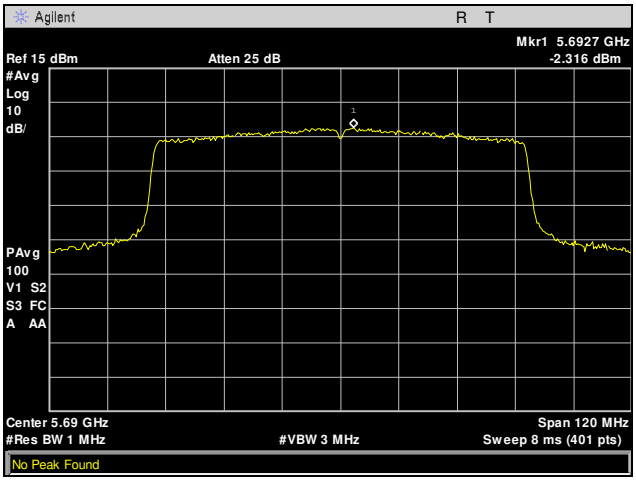

Plot 902. Power Spectral Density, 802.11ac 80 MHz, 5690 MHz, Port 5, Radio 1, 8x8

Power Spectral Density, 802.11ac 80 MHz, Port 6, Radio 1, 8x8

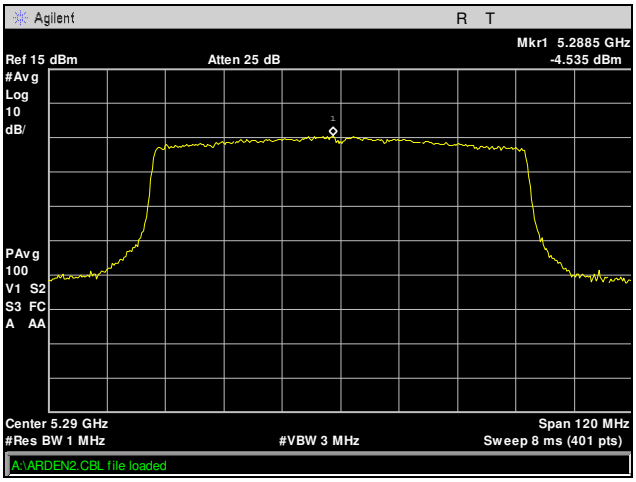

Plot 903. Power Spectral Density, 802.11ac 80 MHz, 5290 MHz, Port 6, Radio 1, 8x8

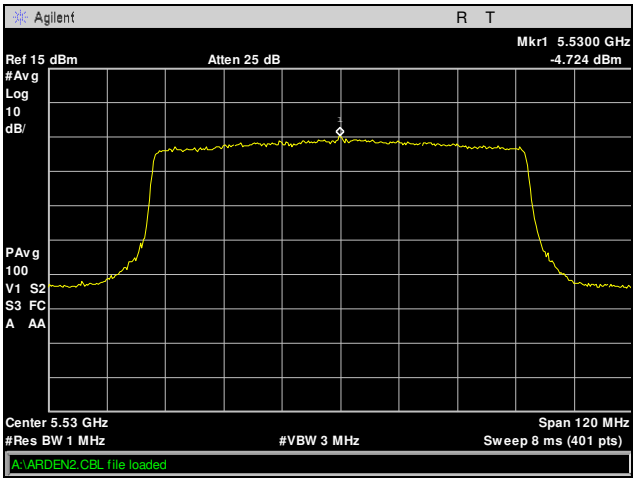

Plot 904. Power Spectral Density, 802.11ac 80 MHz, 5530 MHz, Port 6, Radio 1, 8x8

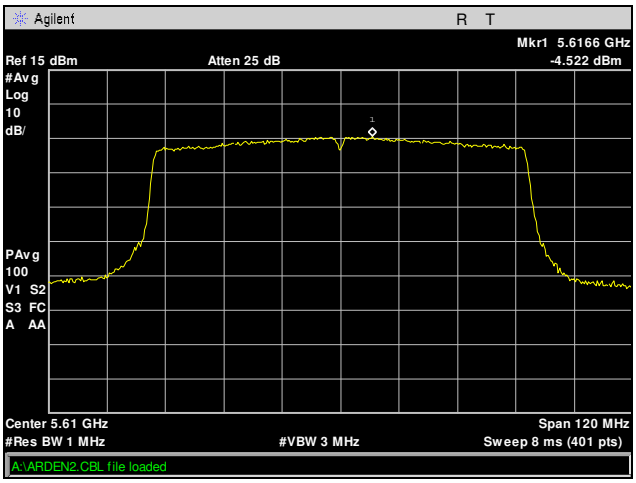

Plot 905. Power Spectral Density, 802.11ac 80 MHz, 5610 MHz, Port 6, Radio 1, 8x8

 © 2017, MET Laboratories, Inc.

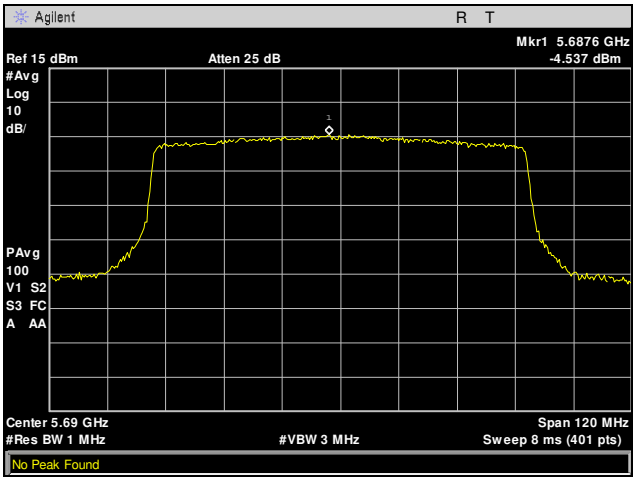

Plot 906. Power Spectral Density, 802.11ac 80 MHz, 5690 MHz, Port 6, Radio 1, 8x8

Power Spectral Density, 802.11ac 80 MHz, Port 7, Radio 1, 8x8

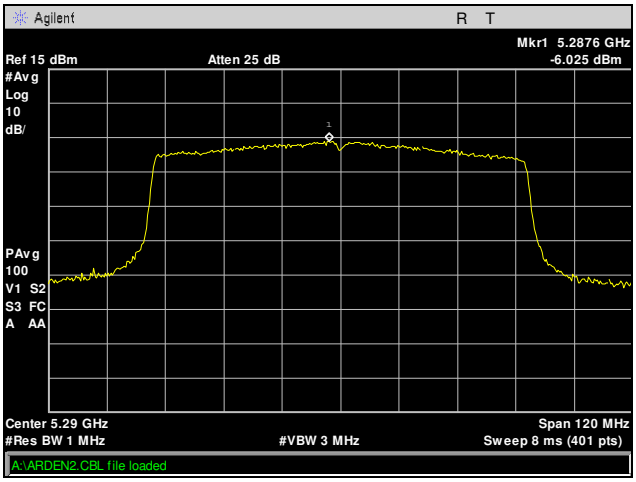

Plot 907. Power Spectral Density, 802.11ac 80 MHz, 5290 MHz, Port 7, Radio 1, 8x8

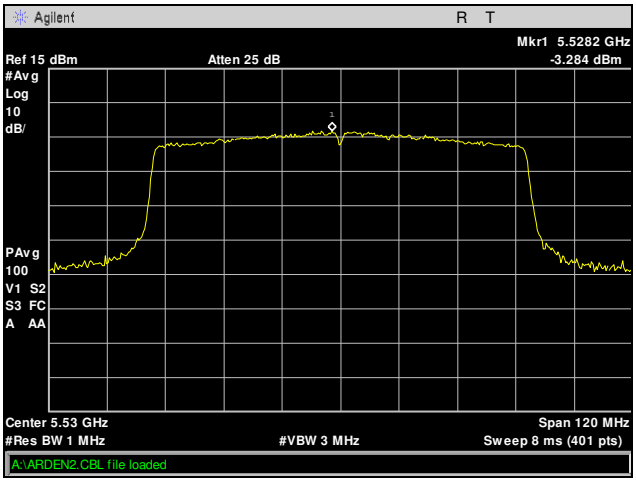

Plot 908. Power Spectral Density, 802.11ac 80 MHz, 5530 MHz, Port 7, Radio 1, 8x8

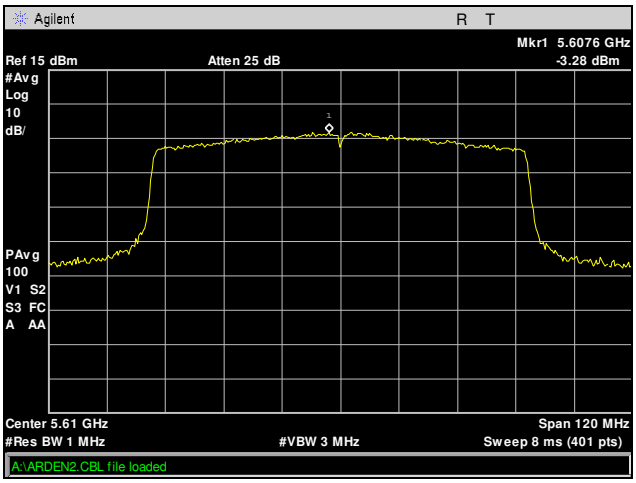

Plot 909. Power Spectral Density, 802.11ac 80 MHz, 5610 MHz, Port 7, Radio 1, 8x8

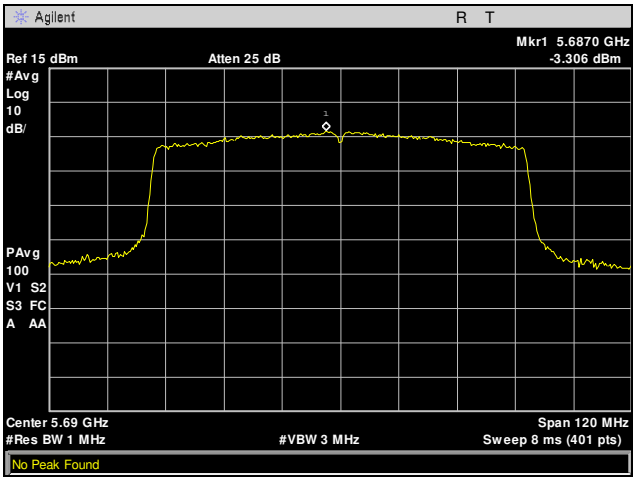

Plot 910. Power Spectral Density, 802.11ac 80 MHz, 5690 MHz, Port 7, Radio 1, 8x8

Power Spectral Density, 802.11ac 80 MHz, Port 8, Radio 1, 8x8

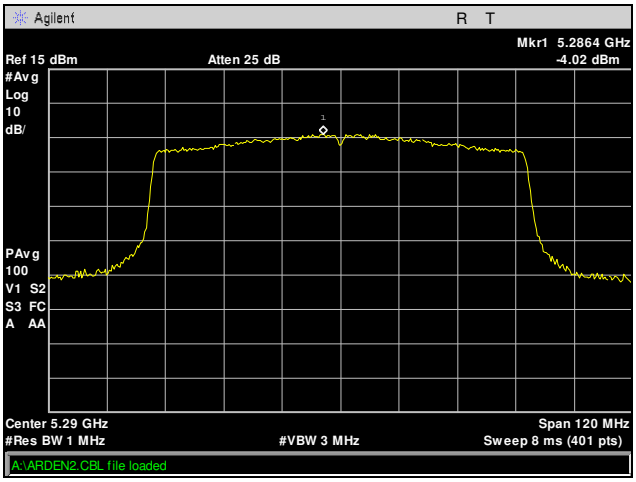

Plot 911. Power Spectral Density, 802.11ac 80 MHz, 5290 MHz, Port 8, Radio 1, 8x8

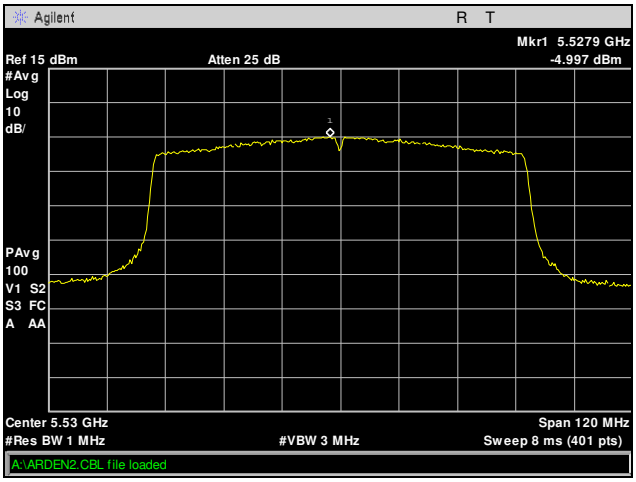

Plot 912. Power Spectral Density, 802.11ac 80 MHz, 5530 MHz, Port 8, Radio 1, 8x8

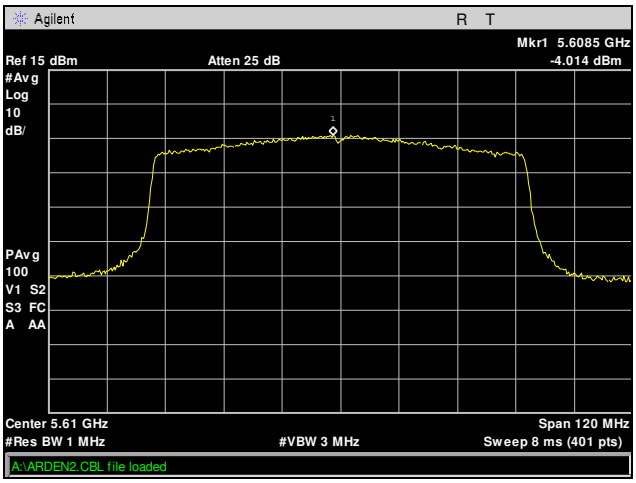

Plot 913. Power Spectral Density, 802.11ac 80 MHz, 5610 MHz, Port 8, Radio 1, 8x8

 © 2017, MET Laboratories, Inc.

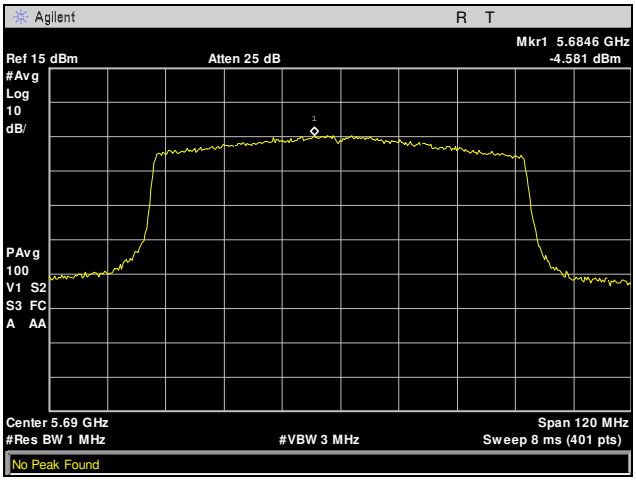

Plot 914. Power Spectral Density, 802.11ac 80 MHz, 5690 MHz, Port 8, Radio 1, 8x8

Power Spectral Density, 802.11ac 160 MHz, Port 1, Radio 0, 8x8

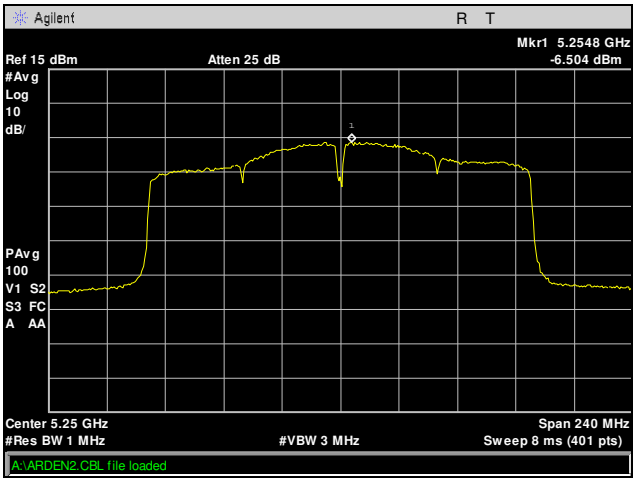

Plot 915. Power Spectral Density, 802.11ac 160 MHz, 5250 MHz, Port 1, Radio 0, 8x8

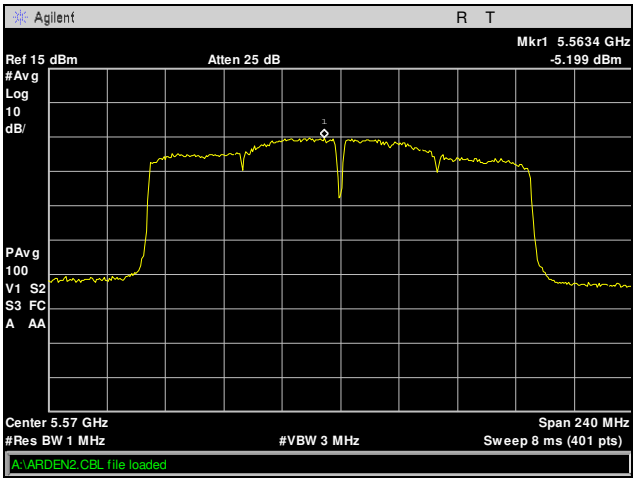

Plot 916. Power Spectral Density, 802.11ac 160 MHz, 5570 MHz, Port 1, Radio 0, 8x8

Power Spectral Density, 802.11ac 160 MHz, Port 2, Radio 0, 8x8

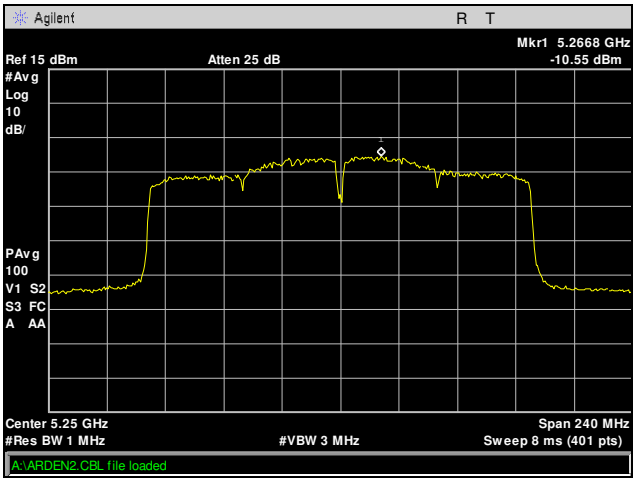

Plot 917. Power Spectral Density, 802.11ac 160 MHz, 5250 MHz, Port 2, Radio 0, 8x8

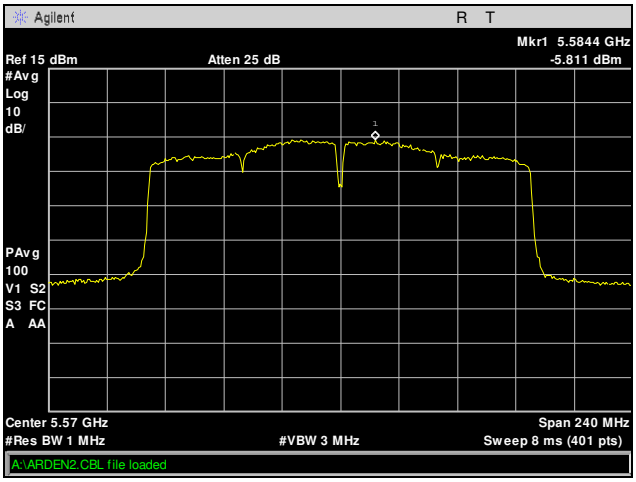

Plot 918. Power Spectral Density, 802.11ac 160 MHz, 5570 MHz, Port 2, Radio 0, 8x8

Power Spectral Density, 802.11ac 160 MHz, Port 3, Radio 0, 8x8

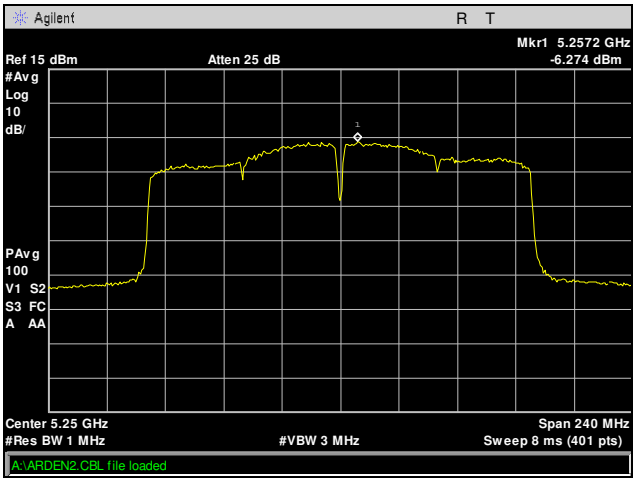

Plot 919. Power Spectral Density, 802.11ac 160 MHz, 5250 MHz, Port 3, Radio 0, 8x8

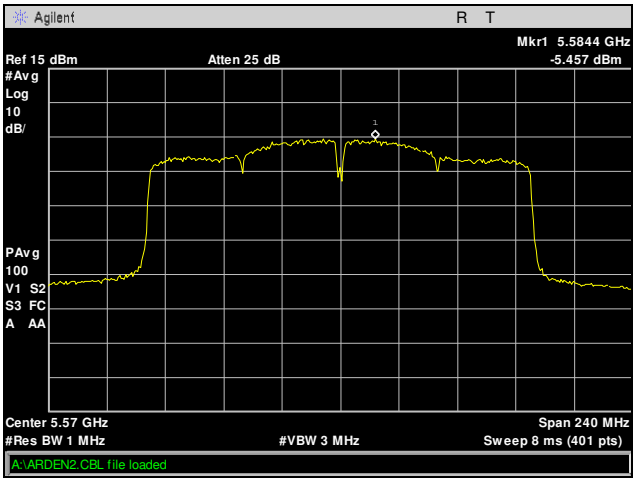

Plot 920. Power Spectral Density, 802.11ac 160 MHz, 5570 MHz, Port 3, Radio 0, 8x8

Power Spectral Density, 802.11ac 160 MHz, Port 4, Radio 0, 8x8

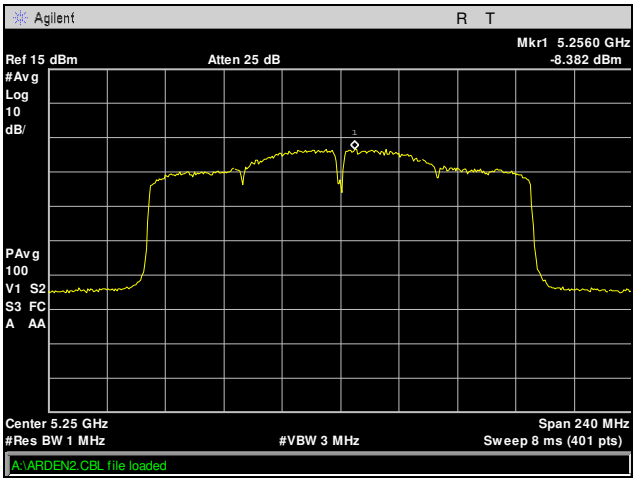

Plot 921. Power Spectral Density, 802.11ac 160 MHz, 5250 MHz, Port 4, Radio 0, 8x8

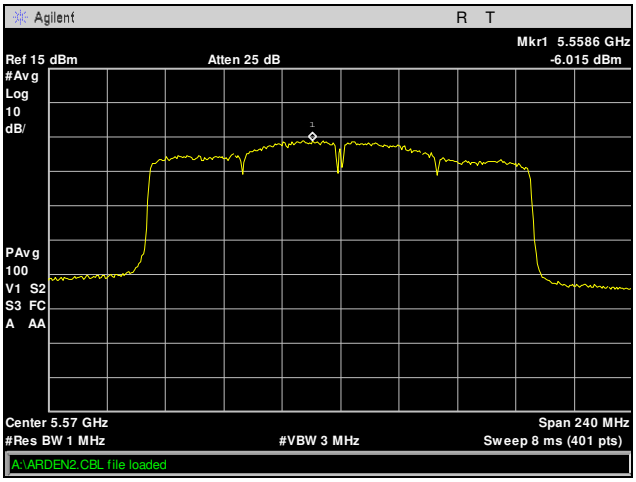

Plot 922. Power Spectral Density, 802.11ac 160 MHz, 5570 MHz, Port 4, Radio 0, 8x8

Power Spectral Density, 802.11ac 160 MHz, Port 5, Radio 1, 8x8

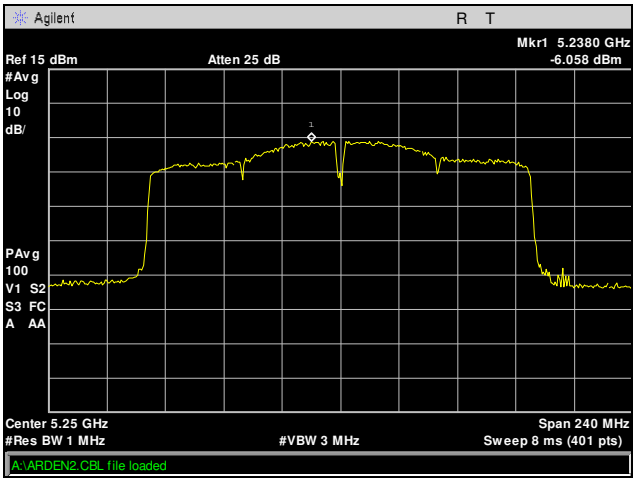

Plot 923. Power Spectral Density, 802.11ac 160 MHz, 5250 MHz, Port 5, Radio 1, 8x8

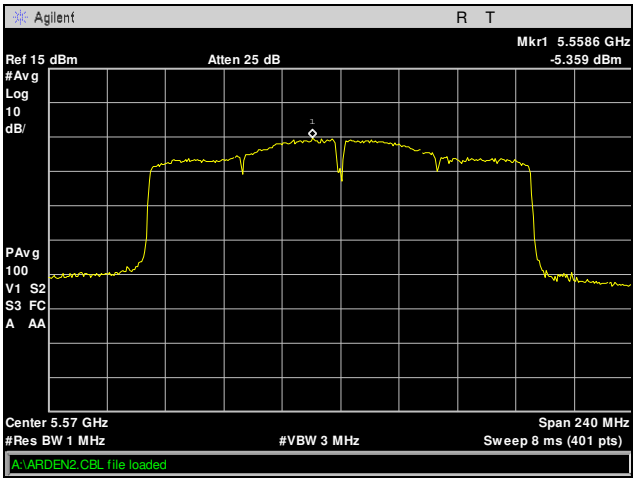

Plot 924. Power Spectral Density, 802.11ac 160 MHz, 5570 MHz, Port 5, Radio 1, 8x8

Power Spectral Density, 802.11ac 160 MHz, Port 6, Radio 1, 8x8

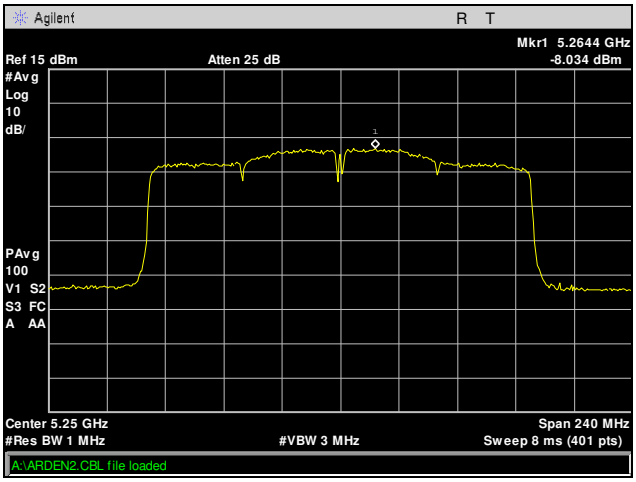

Plot 925. Power Spectral Density, 802.11ac 160 MHz, 5250 MHz, Port 6, Radio 1, 8x8

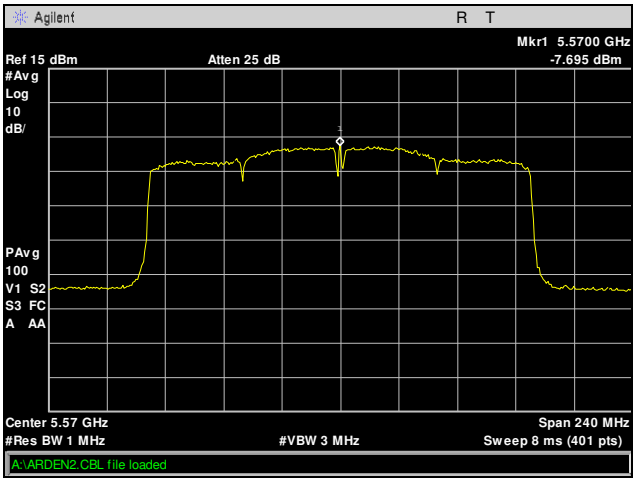

Plot 926. Power Spectral Density, 802.11ac 160 MHz, 5570 MHz, Port 6, Radio 1, 8x8

Power Spectral Density, 802.11ac 160 MHz, Port 7, Radio 1, 8x8

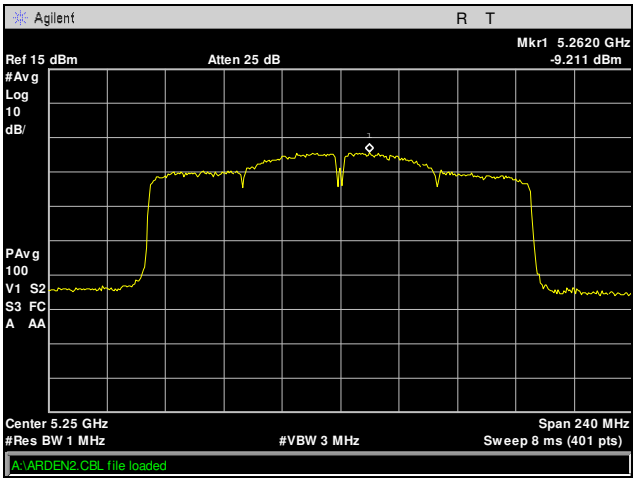

Plot 927. Power Spectral Density, 802.11ac 160 MHz, 5250 MHz, Port 7, Radio 1, 8x8

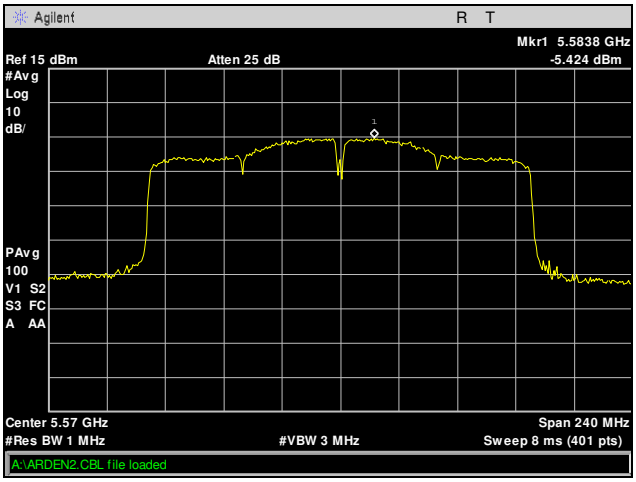

Plot 928. Power Spectral Density, 802.11ac 160 MHz, 5570 MHz, Port 7, Radio 1, 8x8

 © 2017, MET Laboratories, Inc.

Power Spectral Density, 802.11ac 160 MHz, Port 8, Radio 1, 8x8

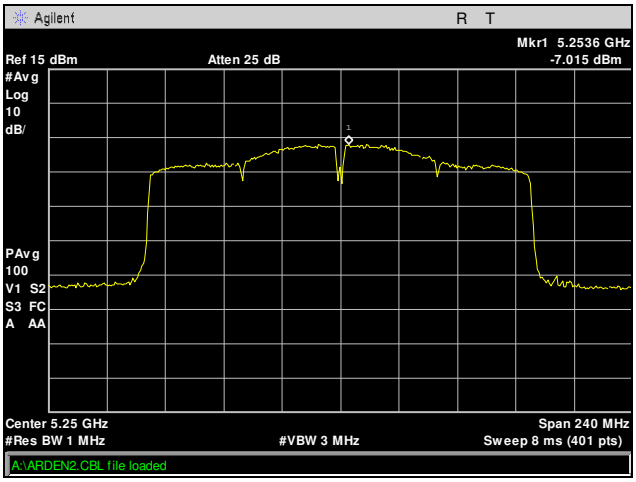

Plot 929. Power Spectral Density, 802.11ac 160 MHz, 5250 MHz, Port 8, Radio 1, 8x8

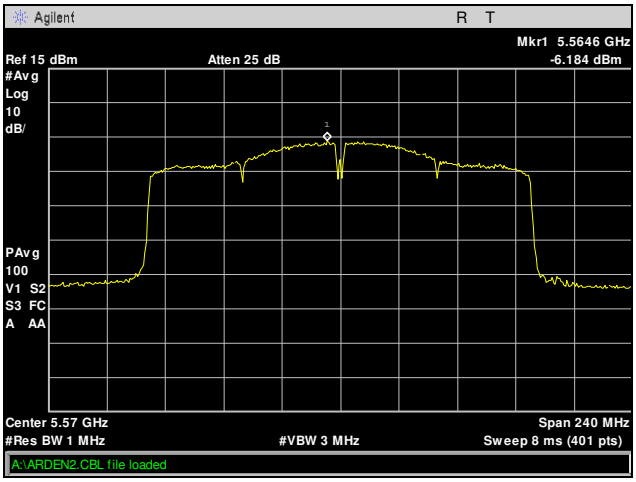

Plot 930. Power Spectral Density, 802.11ac 160 MHz, 5570 MHz, Port 8, Radio 1, 8x8

Power Spectral Density, 802.11n 20 MHz, Port 1, Radio 0, 8x8

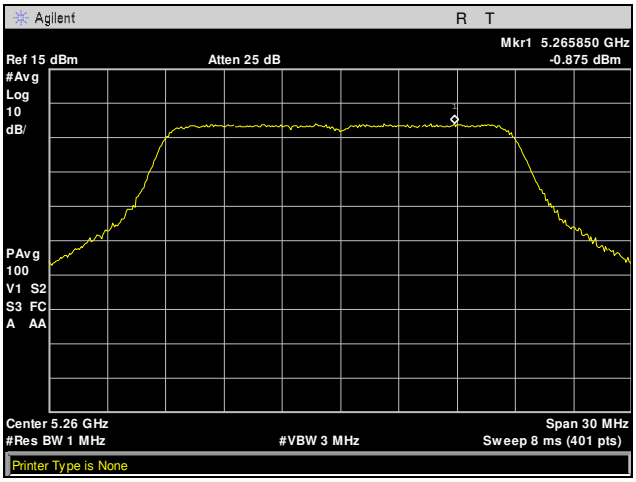

Plot 931. Power Spectral Density, 802.11n 20 MHz, 5260 MHz, Port 1, Radio 0, 8x8

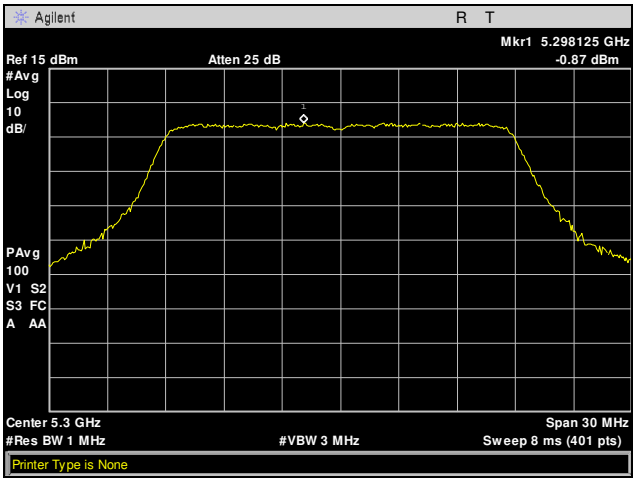

Plot 932. Power Spectral Density, 802.11n 20 MHz, 5300 MHz, Port 1, Radio 0, 8x8

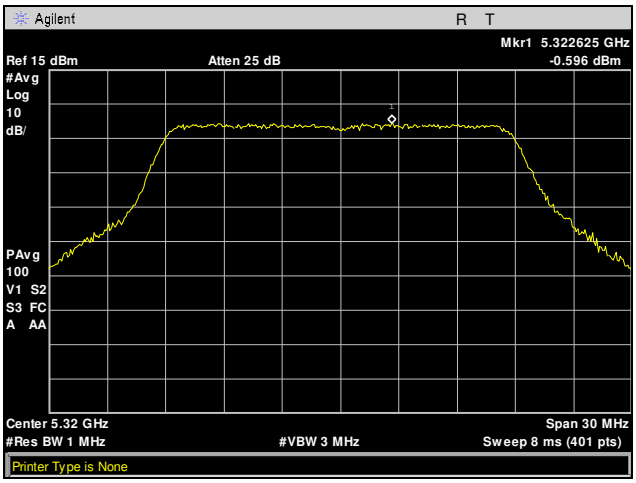

Plot 933. Power Spectral Density, 802.11n 20 MHz, 5320 MHz, Port 1, Radio 0, 8x8

 © 2017, MET Laboratories, Inc.

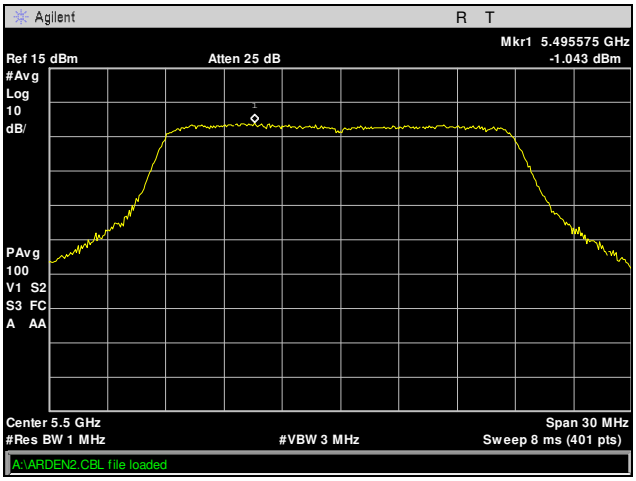

Plot 934. Power Spectral Density, 802.11n 20 MHz, 5500 MHz, Port 1, Radio 0, 8x8

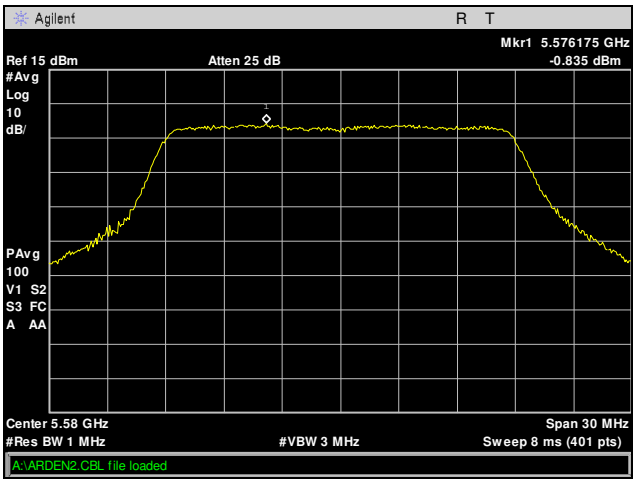

Plot 935. Power Spectral Density, 802.11n 20 MHz, 5580 MHz, Port 1, Radio 0, 8x8

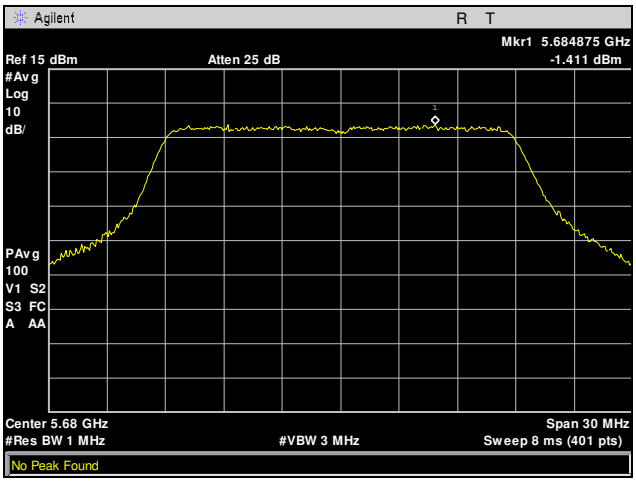

Plot 936. Power Spectral Density, 802.11n 20 MHz, 5680 MHz, Port 1, Radio 0, 8x8

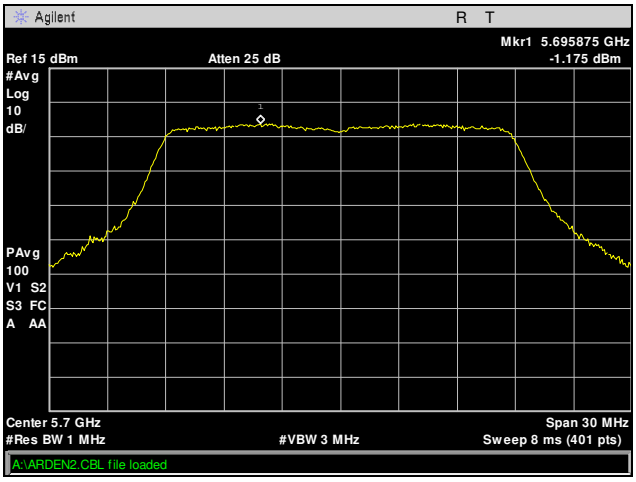

Plot 937. Power Spectral Density, 802.11n 20 MHz, 5700 MHz, Port 1, Radio 0, 8x8

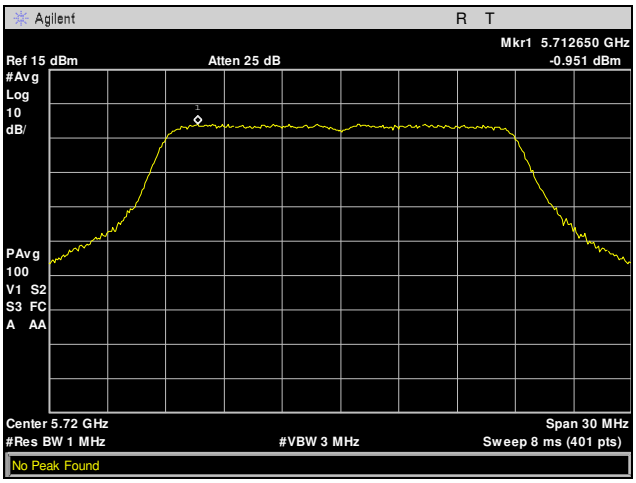

Plot 938. Power Spectral Density, 802.11n 20 MHz, 5720 MHz, Port 1, Radio 0, 8x8

 © 2017, MET Laboratories, Inc.

Power Spectral Density, 802.11n 20 MHz, Port 2, Radio 0, 8x8

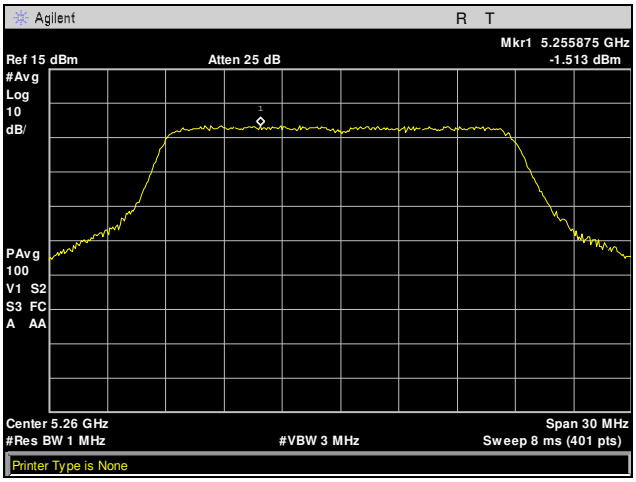

Plot 939. Power Spectral Density, 802.11n 20 MHz, 5260 MHz, Port 2, Radio 0, 8x8

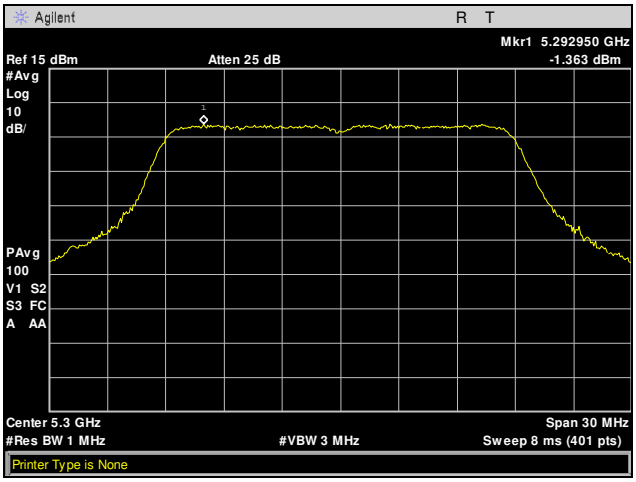

Plot 940. Power Spectral Density, 802.11n 20 MHz, 5300 MHz, Port 2, Radio 0, 8x8

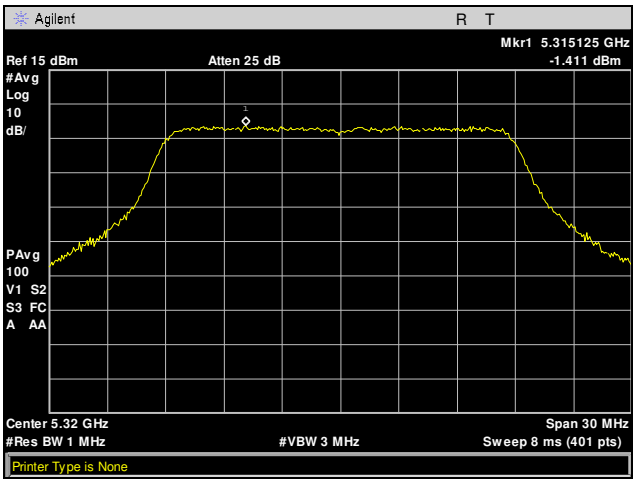

Plot 941. Power Spectral Density, 802.11n 20 MHz, 5320 MHz, Port 2, Radio 0, 8x8

 © 2017, MET Laboratories, Inc.

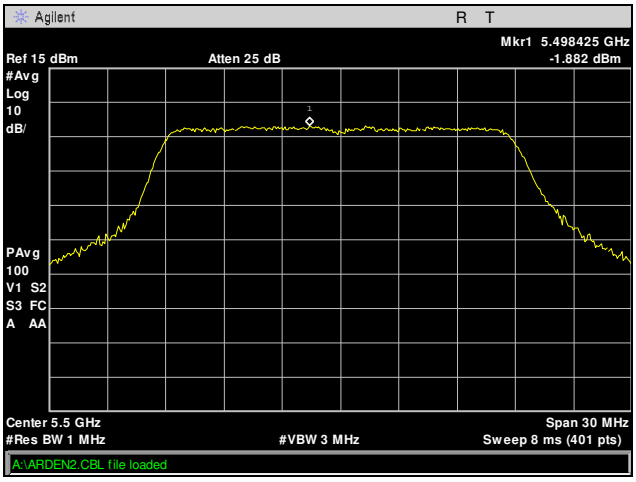

Plot 942. Power Spectral Density, 802.11n 20 MHz, 5500 MHz, Port 2, Radio 0, 8x8

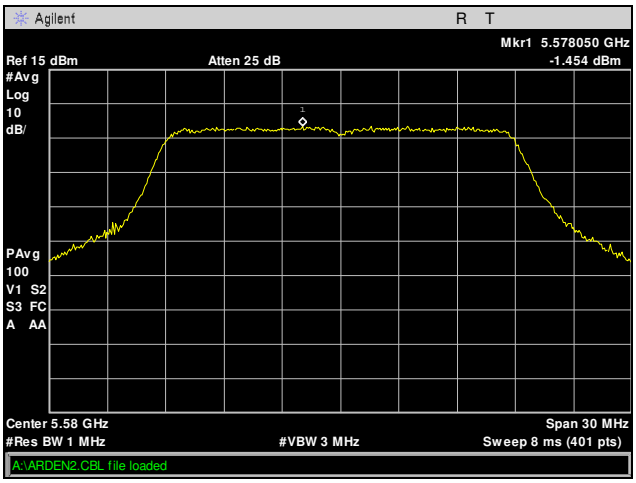

Plot 943. Power Spectral Density, 802.11n 20 MHz, 5580 MHz, Port 2, Radio 0, 8x8

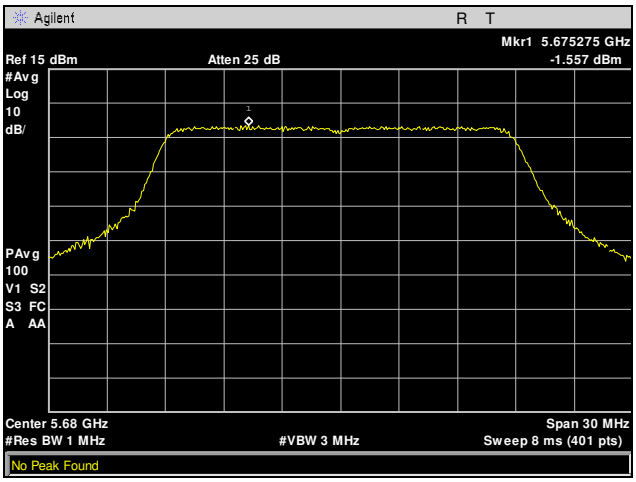

Plot 944. Power Spectral Density, 802.11n 20 MHz, 5680 MHz, Port 2, Radio 0, 8x8

 © 2017, MET Laboratories, Inc.

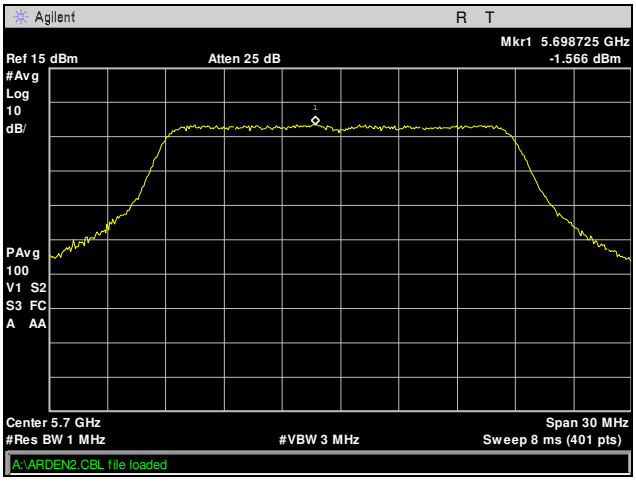

Plot 945. Power Spectral Density, 802.11n 20 MHz, 5700 MHz, Port 2, Radio 0, 8x8

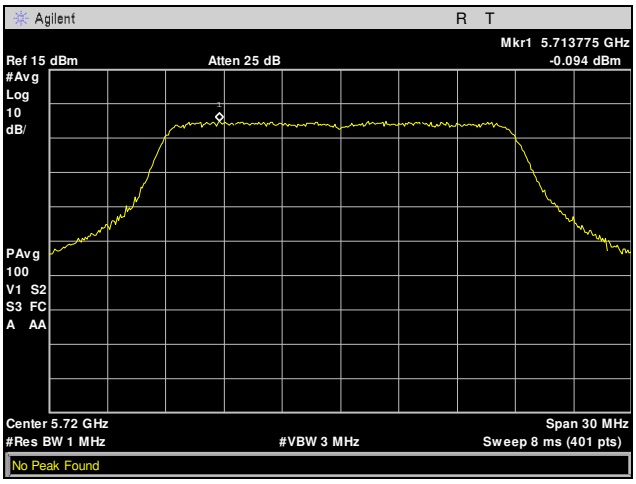

Plot 946. Power Spectral Density, 802.11n 20 MHz, 5720 MHz, Port 2, Radio 0, 8x8

Power Spectral Density, 802.11n 20 MHz, Port 3, Radio 0, 8x8

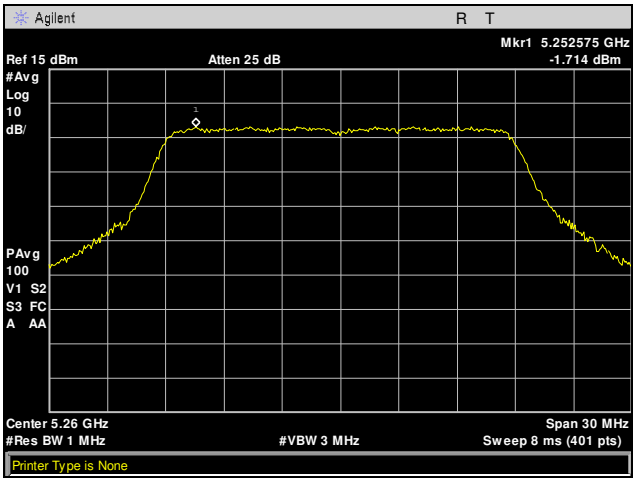

Plot 947. Power Spectral Density, 802.11n 20 MHz, 5260 MHz, Port 3, Radio 0, 8x8

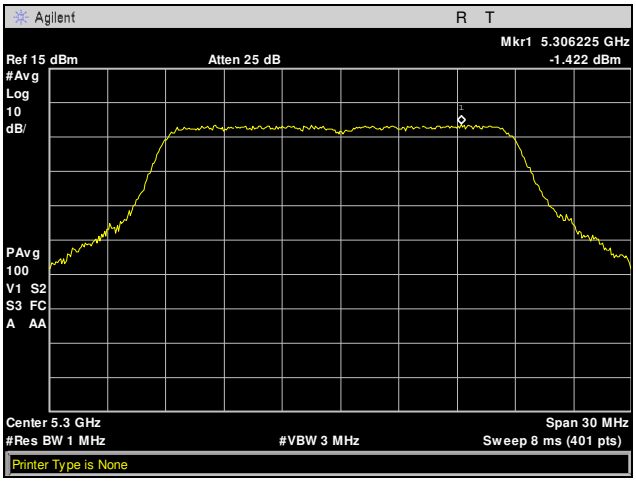

Plot 948. Power Spectral Density, 802.11n 20 MHz, 5300 MHz, Port 3, Radio 0, 8x8

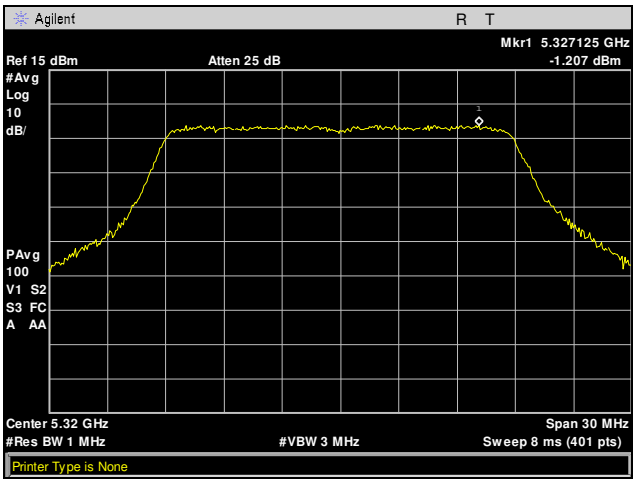

Plot 949. Power Spectral Density, 802.11n 20 MHz, 5320 MHz, Port 3, Radio 0, 8x8

 © 2017, MET Laboratories, Inc.

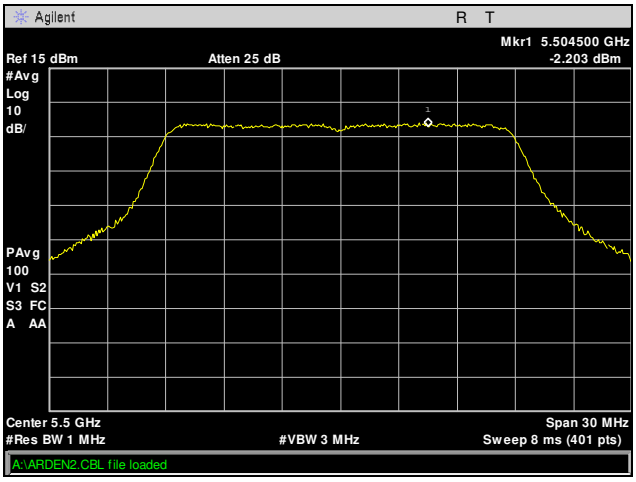

Plot 950. Power Spectral Density, 802.11n 20 MHz, 5500 MHz, Port 3, Radio 0, 8x8

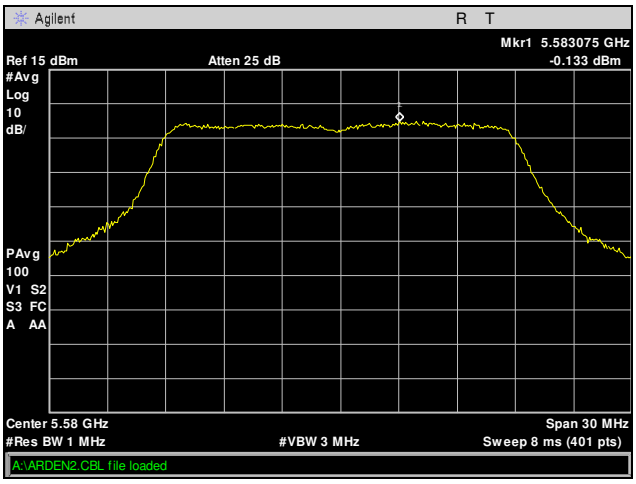

Plot 951. Power Spectral Density, 802.11n 20 MHz, 5580 MHz, Port 3, Radio 0, 8x8

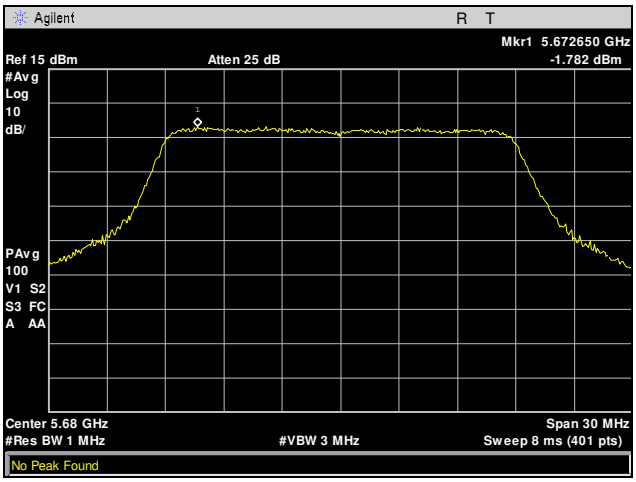

Plot 952. Power Spectral Density, 802.11n 20 MHz, 5680 MHz, Port 3, Radio 0, 8x8

 © 2017, MET Laboratories, Inc.

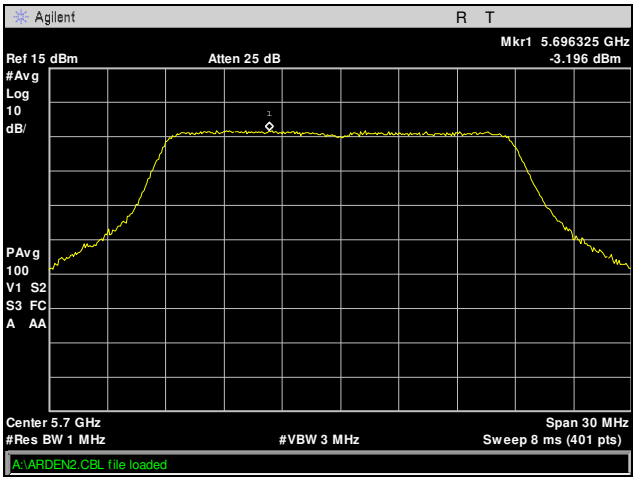

Plot 953. Power Spectral Density, 802.11n 20 MHz, 5700 MHz, Port 3, Radio 0, 8x8

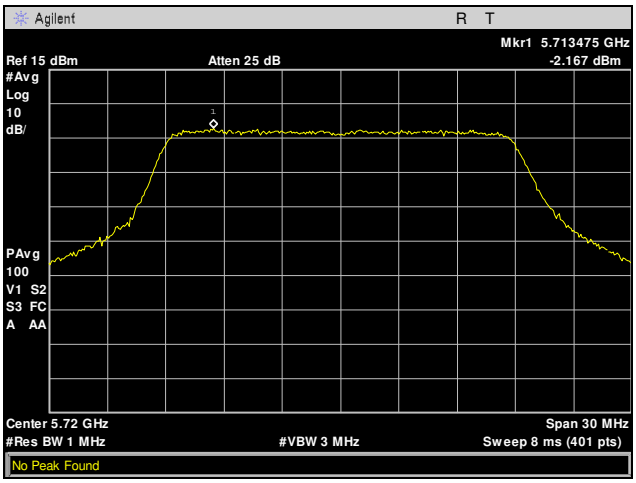

Plot 954. Power Spectral Density, 802.11n 20 MHz, 5720 MHz, Port 3, Radio 0, 8x8

Power Spectral Density, 802.11n 20 MHz, Port 4, Radio 0, 8x8

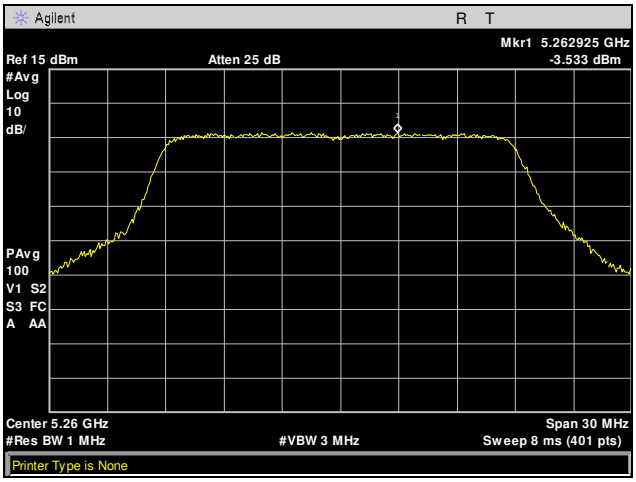

Plot 955. Power Spectral Density, 802.11n 20 MHz, 5260 MHz, Port 4, Radio 0, 8x8

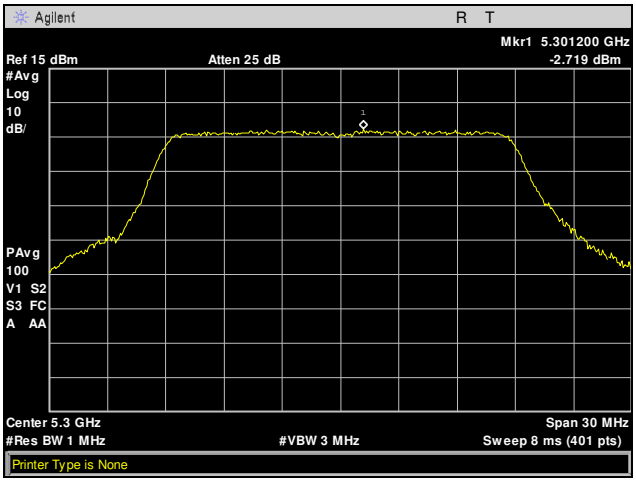

Plot 956. Power Spectral Density, 802.11n 20 MHz, 5300 MHz, Port 4, Radio 0, 8x8

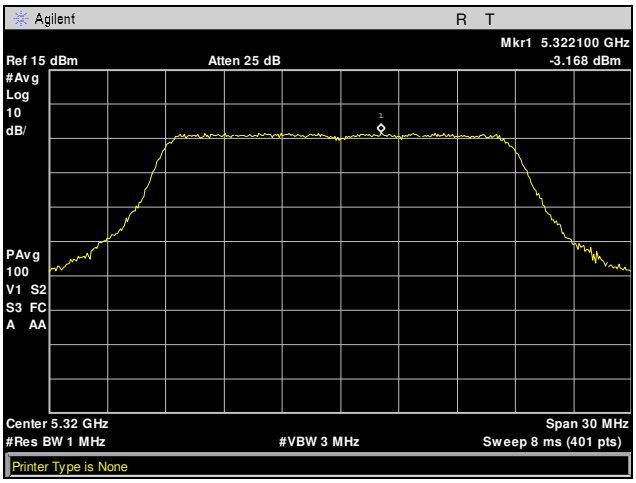

Plot 957. Power Spectral Density, 802.11n 20 MHz, 5320 MHz, Port 4, Radio 0, 8x8

 © 2017, MET Laboratories, Inc.

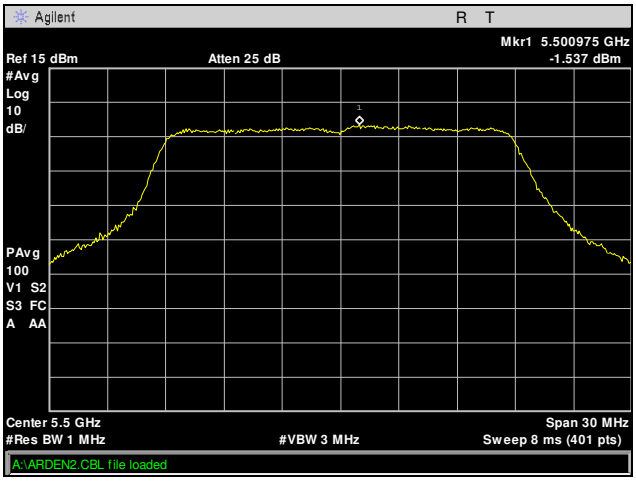

Plot 958. Power Spectral Density, 802.11n 20 MHz, 5500 MHz, Port 4, Radio 0, 8x8

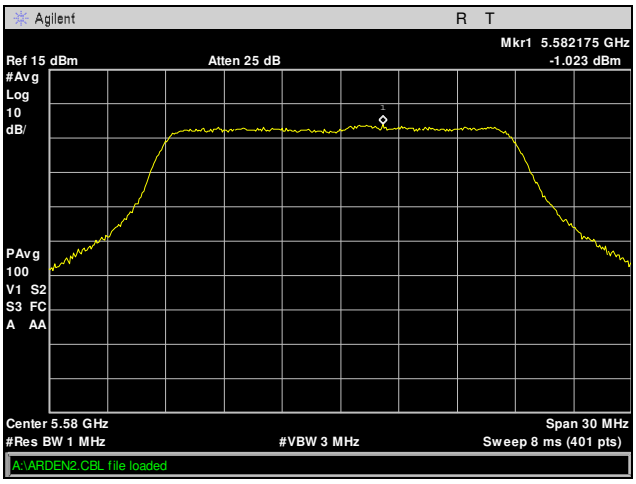

Plot 959. Power Spectral Density, 802.11n 20 MHz, 5580 MHz, Port 4, Radio 0, 8x8

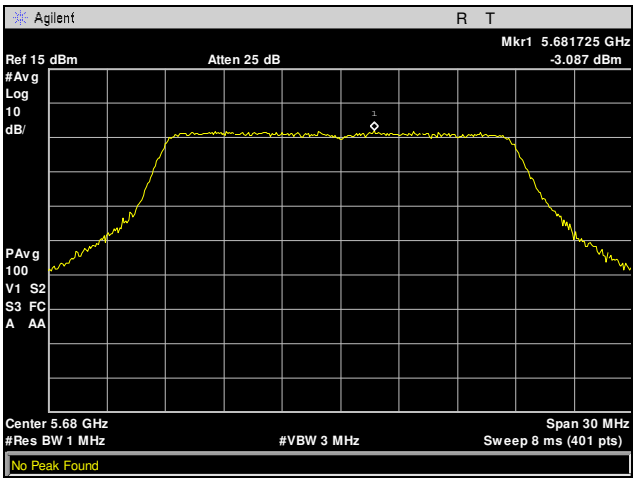

Plot 960. Power Spectral Density, 802.11n 20 MHz, 5680 MHz, Port 4, Radio 0, 8x8

 © 2017, MET Laboratories, Inc.

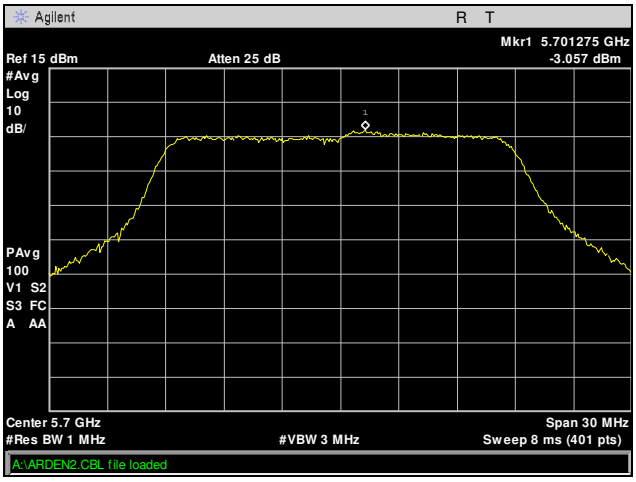

Plot 961. Power Spectral Density, 802.11n 20 MHz, 5700 MHz, Port 4, Radio 0, 8x8

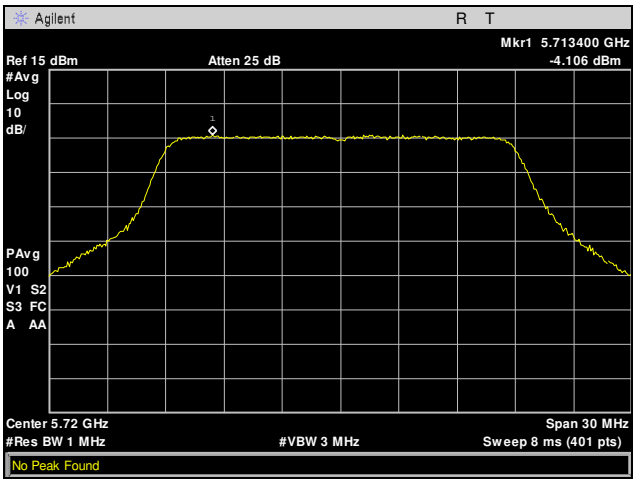

Plot 962. Power Spectral Density, 802.11n 20 MHz, 5720 MHz, Port 4, Radio 0, 8x8

 © 2017, MET Laboratories, Inc.