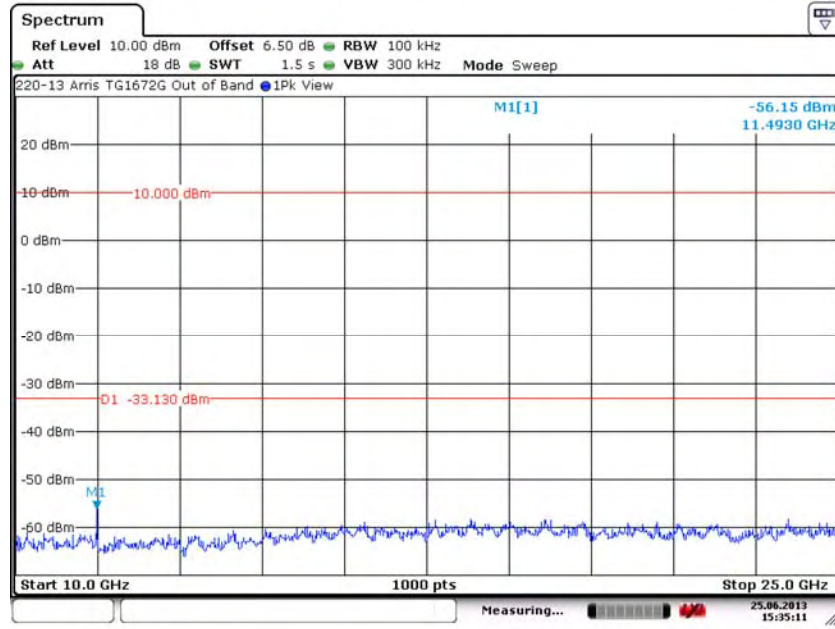


7. Measurement Data (continued)

7.7. Band Edge and Out of Band Measurements (continued)

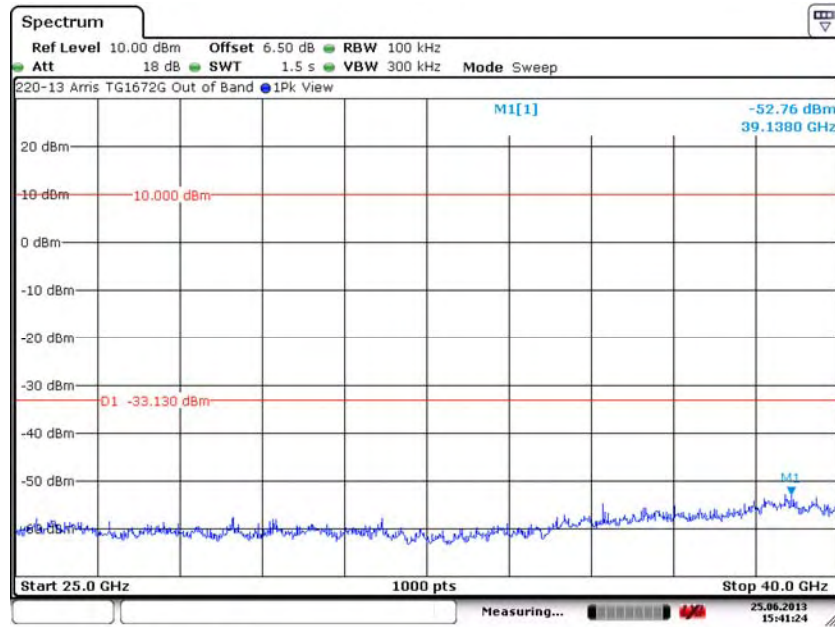
7.7.5. 5 GHz, 802.11/a:

Out of Band, Low Channel – 149, J5001, 10 GHz to 25 GHz



Date: 25. JUN. 2013 15:35:11

Out of Band, Low Channel – 149, J5001, 25 GHz to 40 GHz



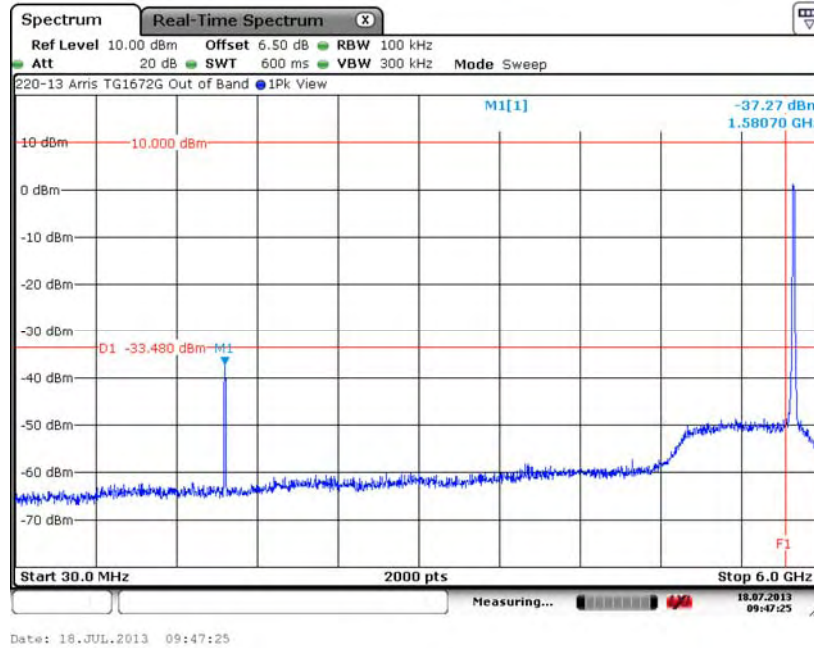
Date: 25. JUN. 2013 15:41:24

7. Measurement Data (continued)

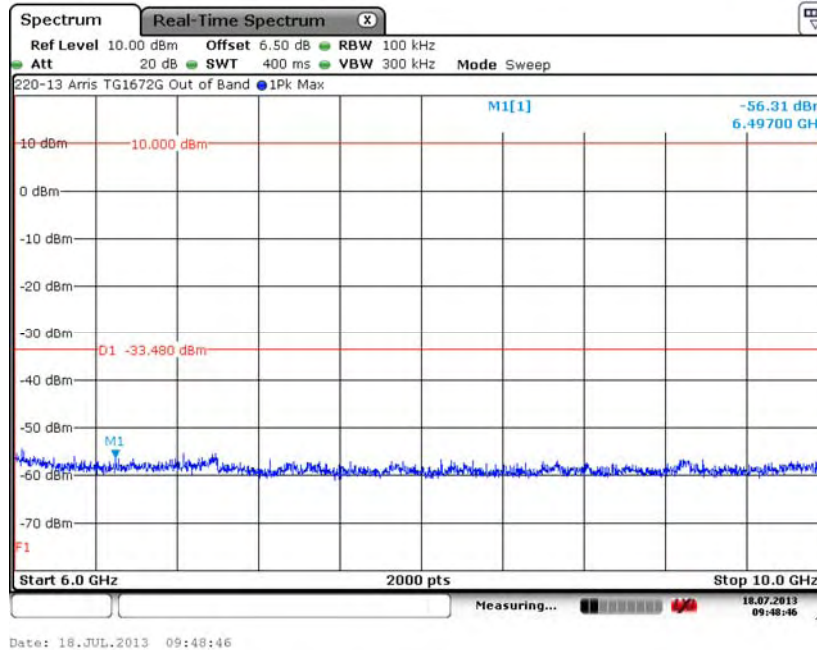
7.7. Band Edge and Out of Band Measurements (continued)

7.7.5. 5 GHz, 802.11/a:

Out of Band, Mid Channel – 157, J5001, 30 MHz to 6 GHz



Out of Band, Mid Channel – 157, J5001, 6 GHz to 10 GHz

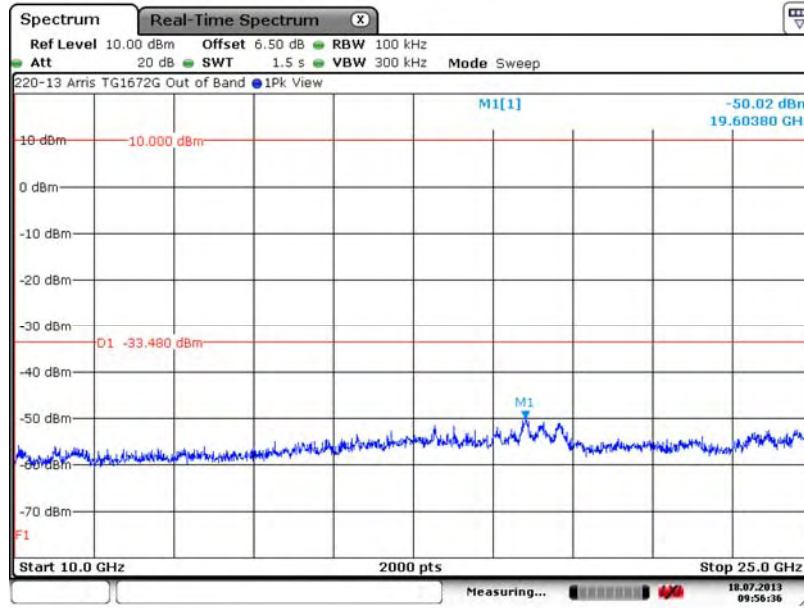


7. Measurement Data (continued)

7.7. Band Edge and Out of Band Measurements (continued)

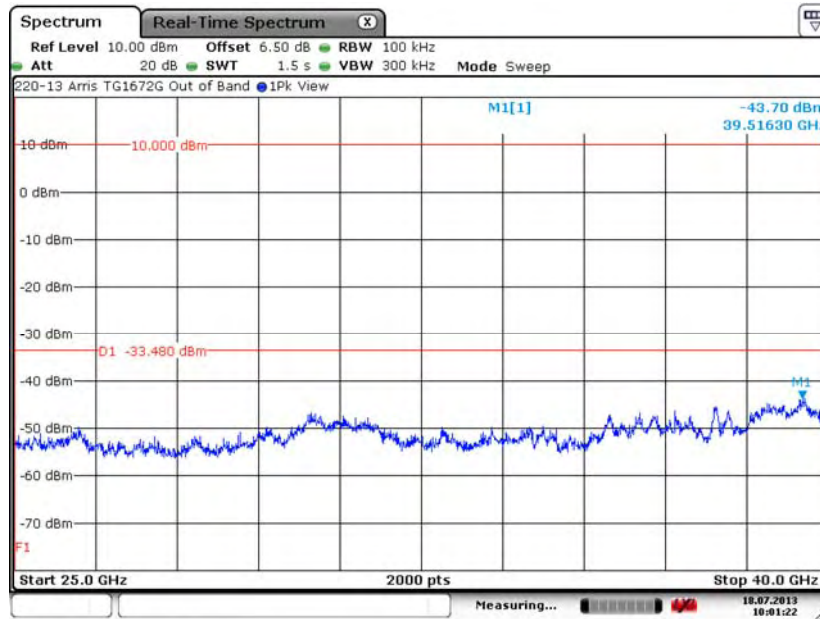
7.7.5. 5 GHz, 802.11/a:

Out of Band, Mid Channel – 157, J5001, 10 GHz to 25 GHz



Date: 18.JUL.2013 09:56:35

Out of Band, Mid Channel – 157, J5001, 25 GHz to 40 GHz



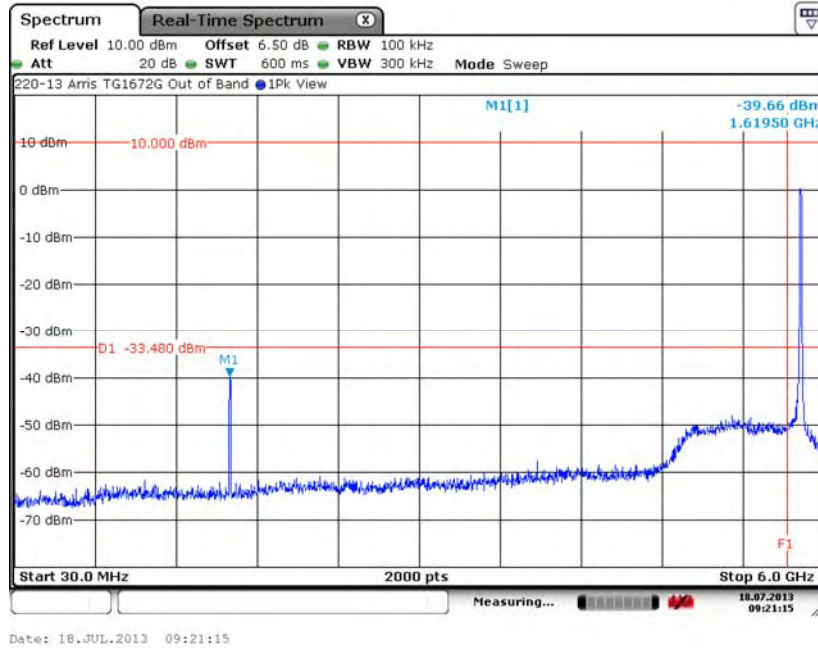
Date: 18.JUL.2013 10:01:22

7. Measurement Data (continued)

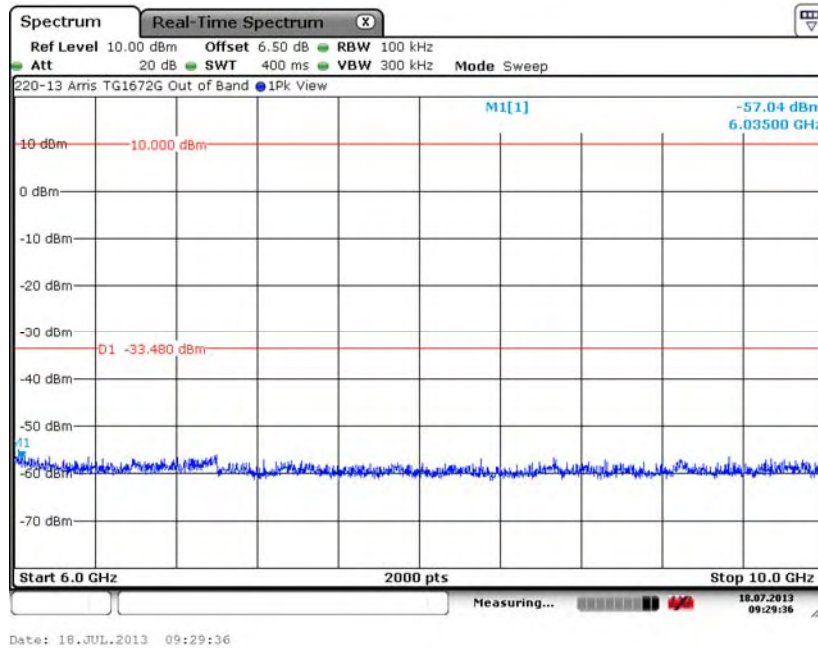
7.7. Band Edge and Out of Band Measurements (continued)

7.7.5. 5 GHz, 802.11/a:

Out of Band, High Channel – 165, J5001, 30 MHz to 6 GHz



Out of Band, High Channel – 165, J5001, 6 GHz to 10 GHz

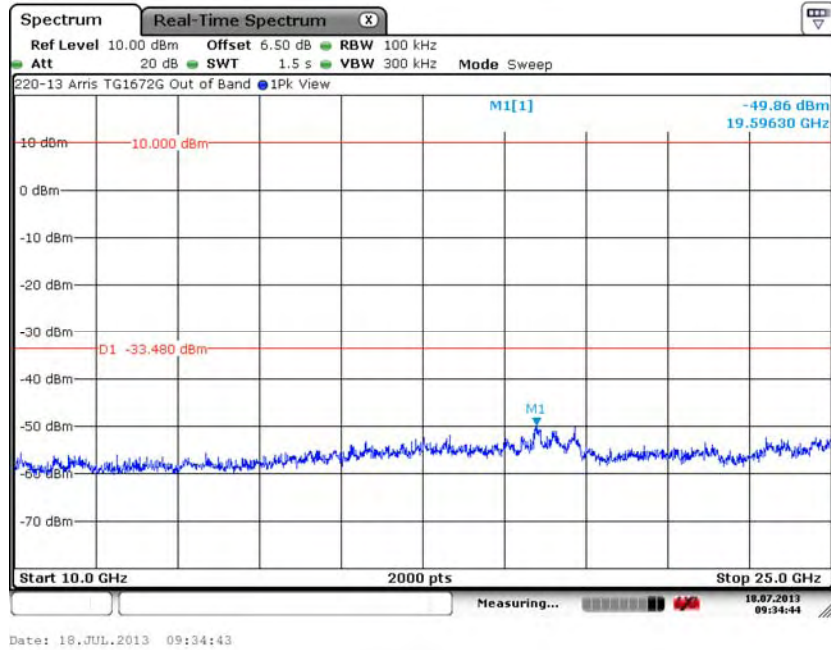


7. Measurement Data (continued)

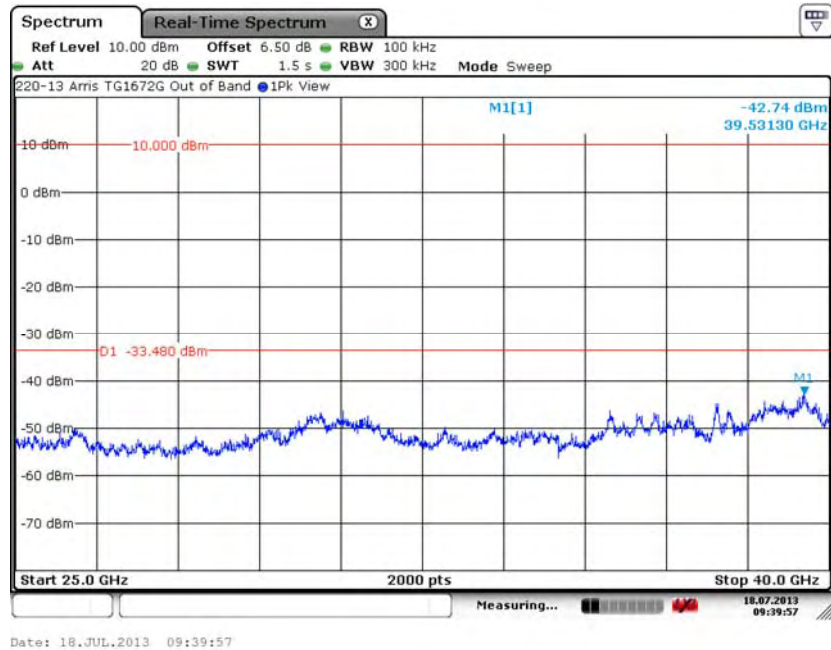
7.7. Band Edge and Out of Band Measurements (continued)

7.7.5. 5 GHz, 802.11/a:

Out of Band, High Channel – 165, J5001, 10 GHz to 25 GHz



Out of Band, High Channel – 165, J5001, 25 GHz to 40 GHz

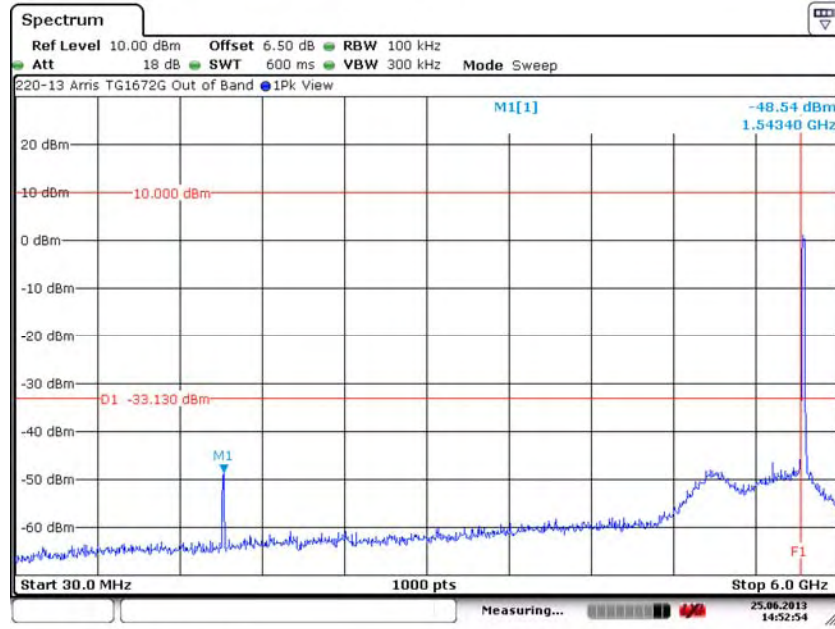


7. Measurement Data (continued)

7.7. Band Edge and Out of Band Measurements (continued)

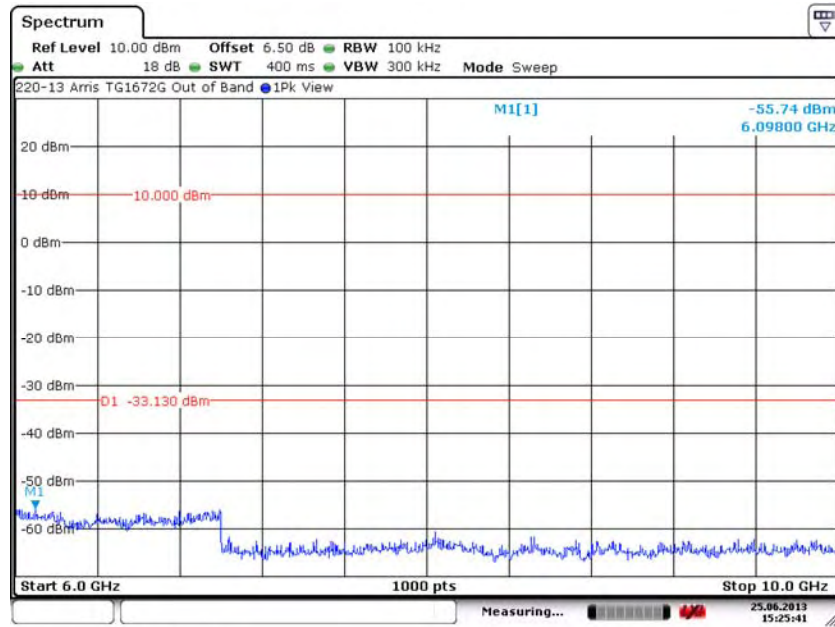
7.7.5. 5 GHz, 802.11/a:

Out of Band, Low Channel – 149, J5002, 30 MHz to 6 GHz



Date: 25.JUN.2013 14:52:53

Out of Band, Low Channel – 149, J5002, 6 GHz to 10 GHz



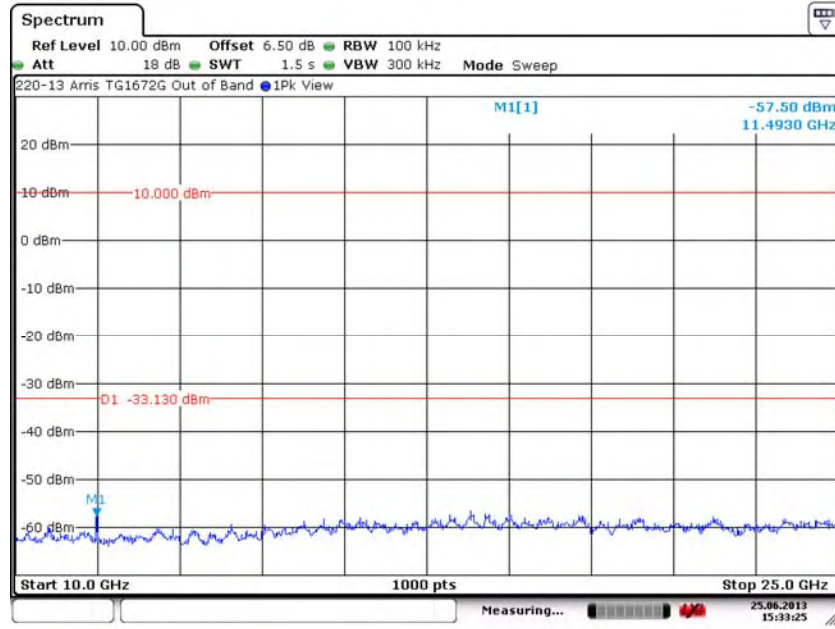
Date: 25.JUN.2013 15:25:40

7. Measurement Data (continued)

7.7. Band Edge and Out of Band Measurements (continued)

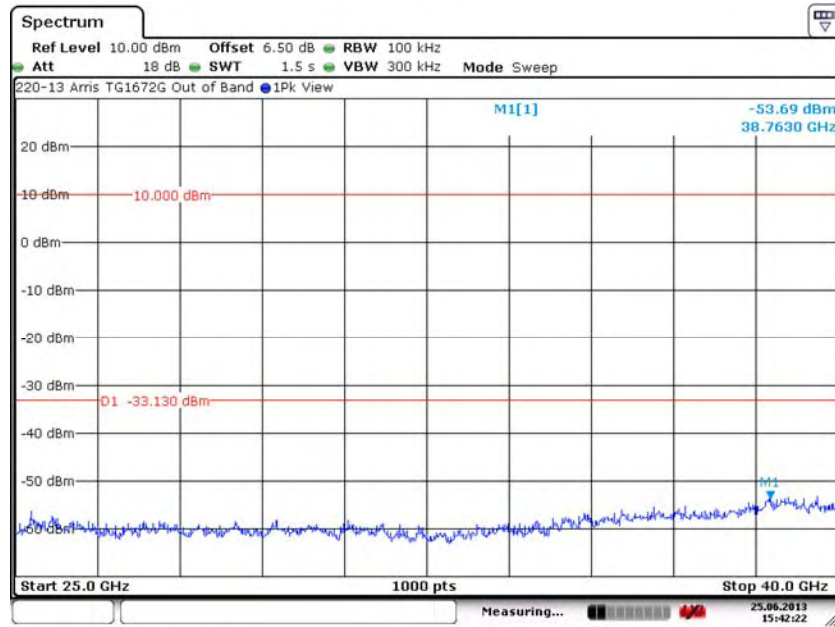
7.7.5. 5 GHz, 802.11/a:

Out of Band, Low Channel – 149, J5002, 10 GHz to 25 GHz



Date: 25. JUN. 2013 15:33:24

Out of Band, Low Channel – 149, J5002, 25 GHz to 40 GHz



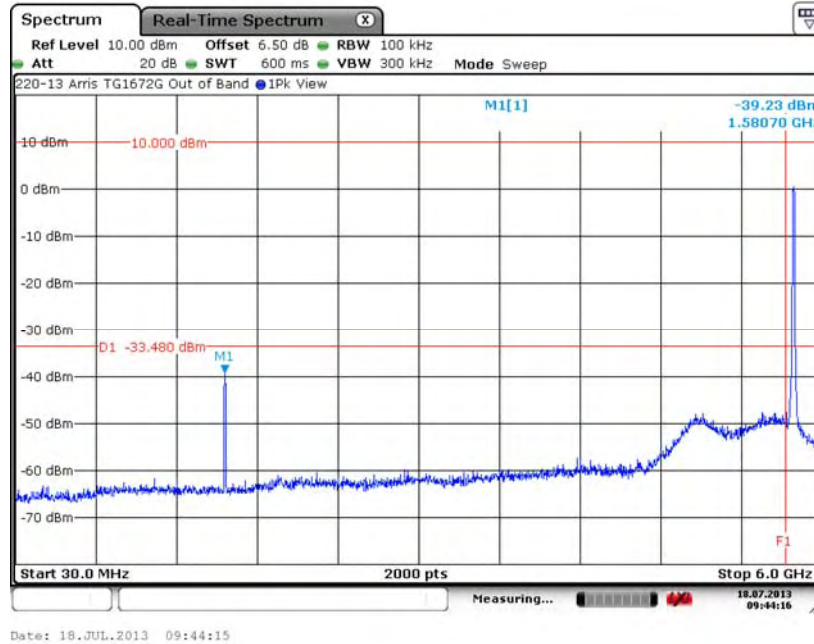
Date: 25. JUN. 2013 15:42:21

7. Measurement Data (continued)

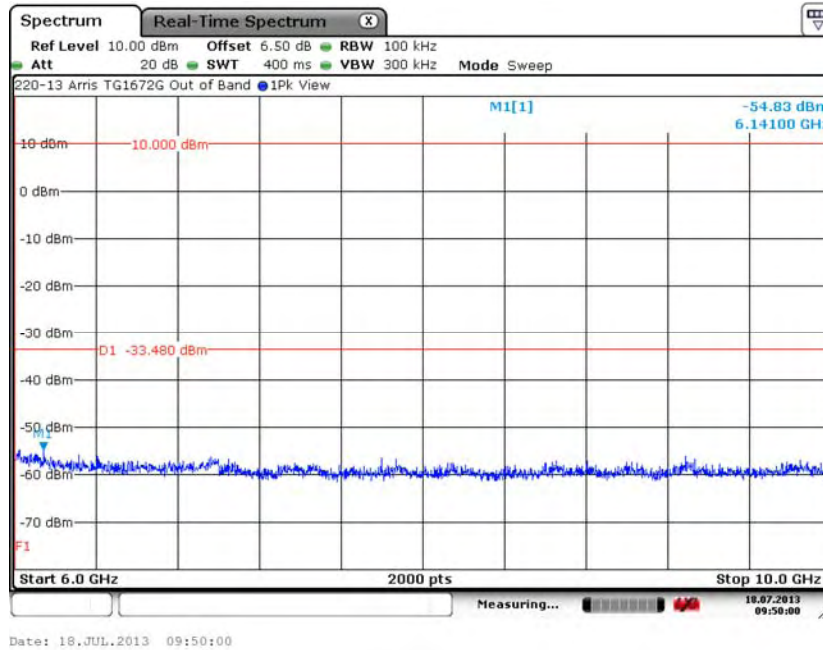
7.7. Band Edge and Out of Band Measurements (continued)

7.7.5. 5 GHz, 802.11/a:

Out of Band, Mid Channel – 157, J5002, 30 MHz to 6 GHz



Out of Band, Mid Channel – 157, J5002, 6 GHz to 10 GHz

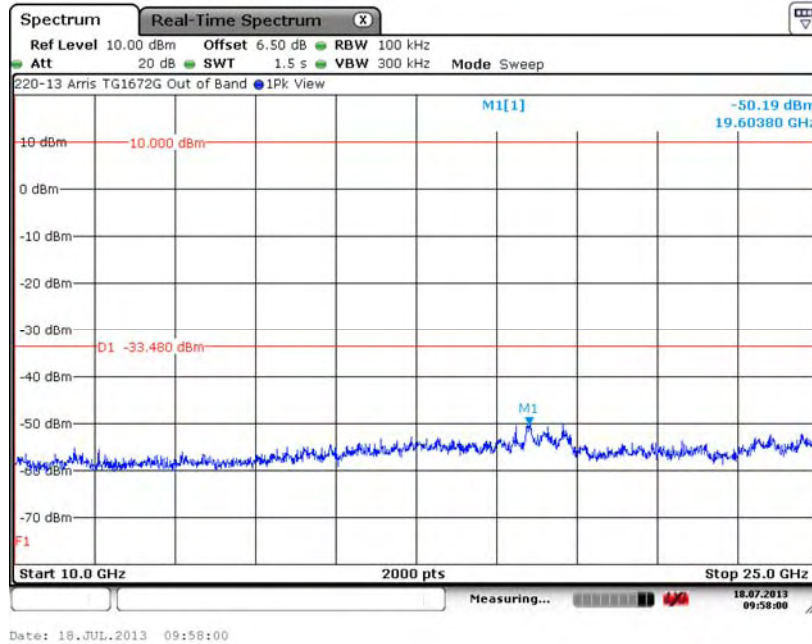


7. Measurement Data (continued)

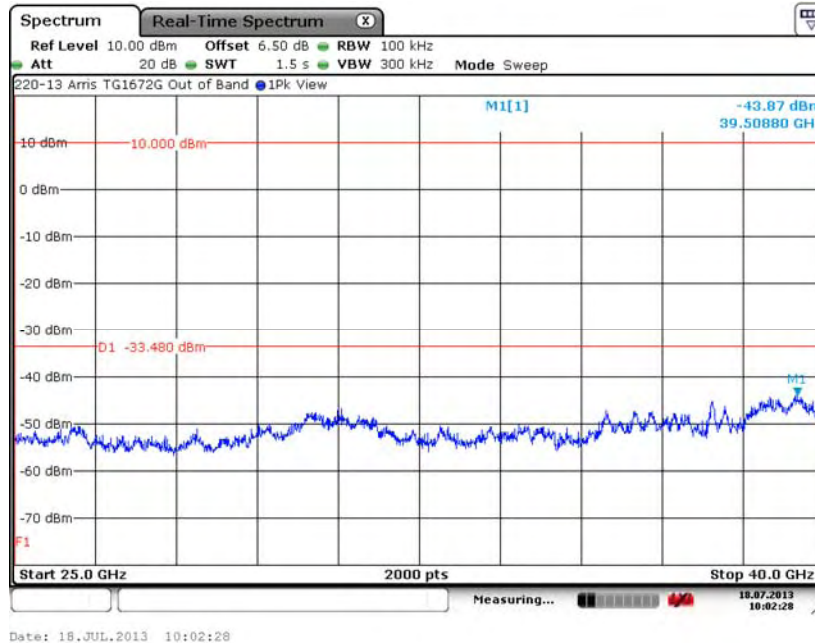
7.7. Band Edge and Out of Band Measurements (continued)

7.7.5. 5 GHz, 802.11/a:

Out of Band, Mid Channel – 157, J5002, 10 GHz to 25 GHz



Out of Band, Mid Channel – 157, J5002, 25 GHz to 40 GHz

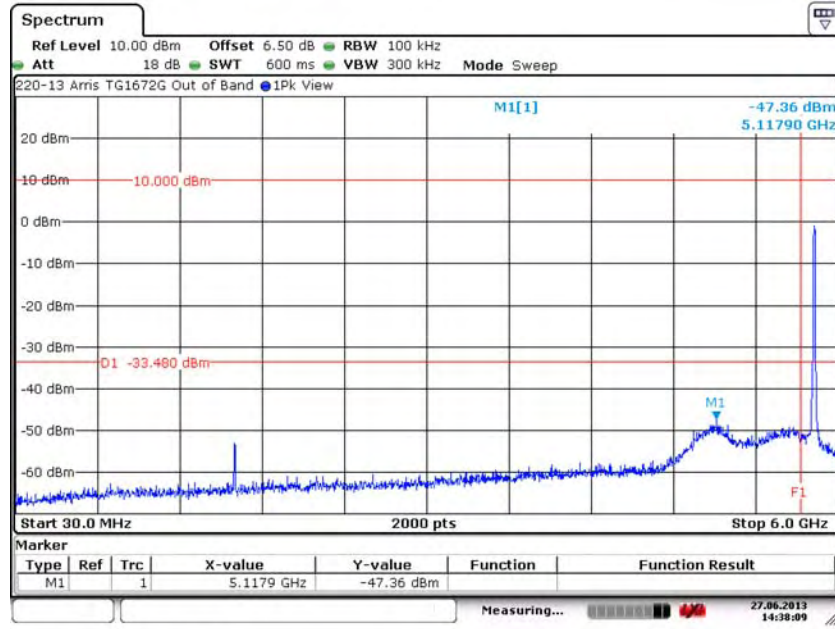


7. Measurement Data (continued)

7.7. Band Edge and Out of Band Measurements (continued)

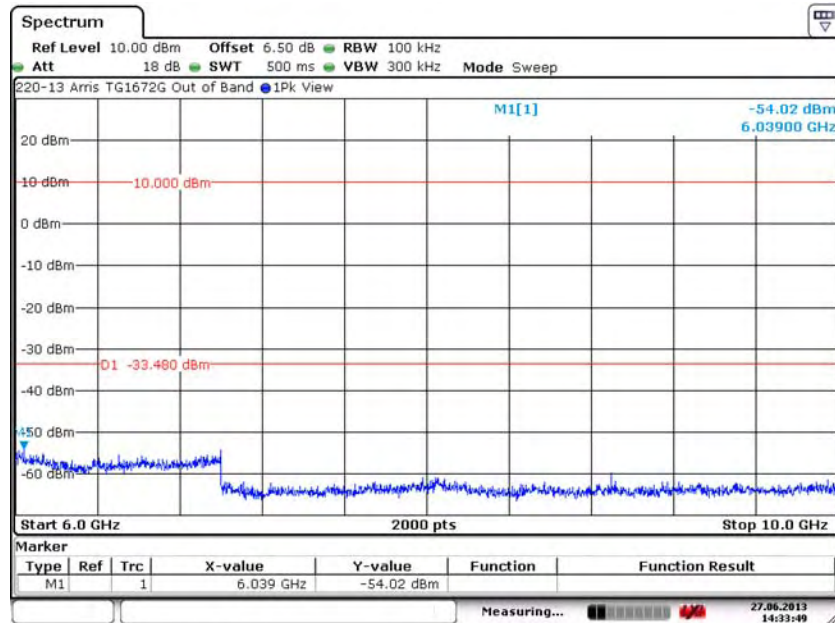
7.7.5. 5 GHz, 802.11/a:

Out of Band, High Channel – 165, J5002, 30 MHz to 6 GHz



Date: 27. JUN. 2013 14:38:09

Out of Band, High Channel – 165, J5002, 6 GHz to 10 GHz



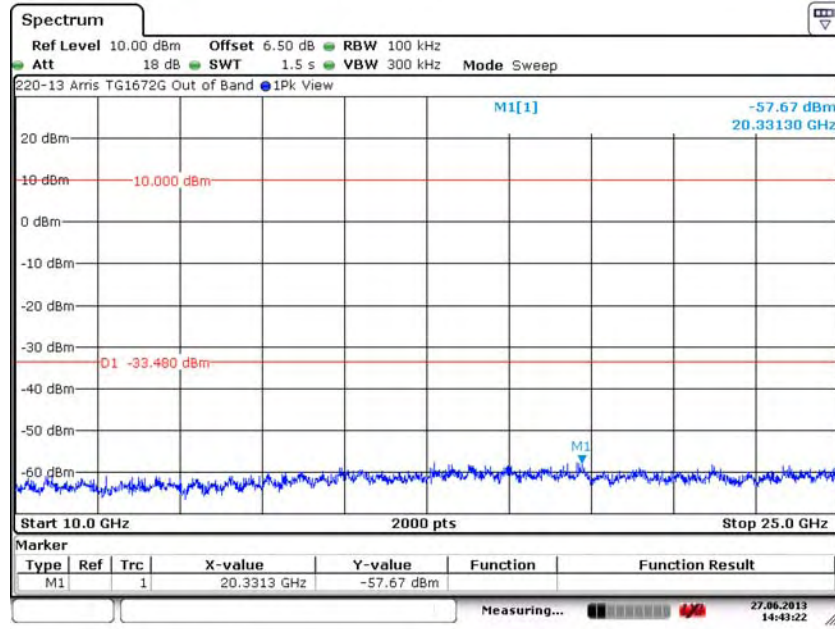
Date: 27. JUN. 2013 14:33:49

7. Measurement Data (continued)

7.7. Band Edge and Out of Band Measurements (continued)

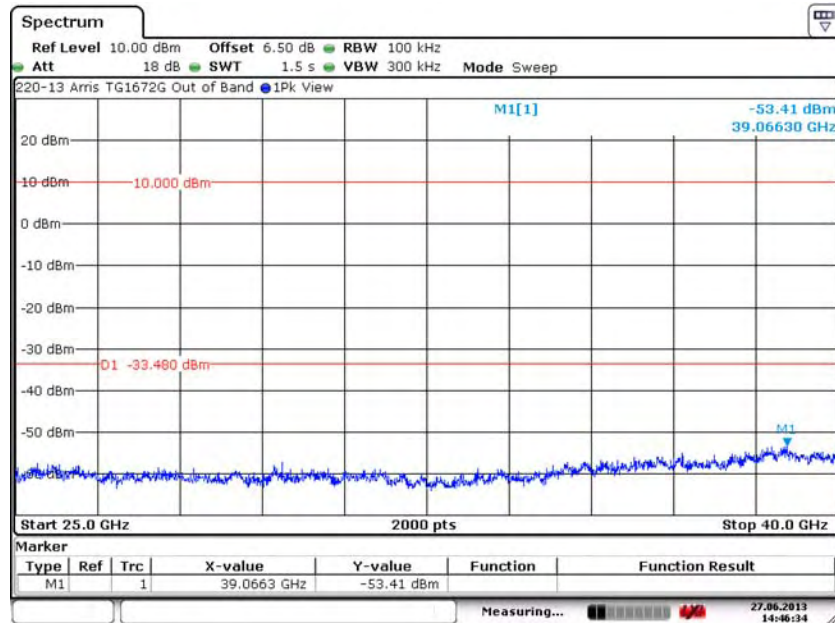
7.7.5. 5 GHz, 802.11/a:

Out of Band, High Channel – 165, J5002, 10 GHz to 25 GHz



Date: 27. JUN. 2013 14:43:22

Out of Band, High Channel – 165, J5002, 25 MHz to 40 GHz



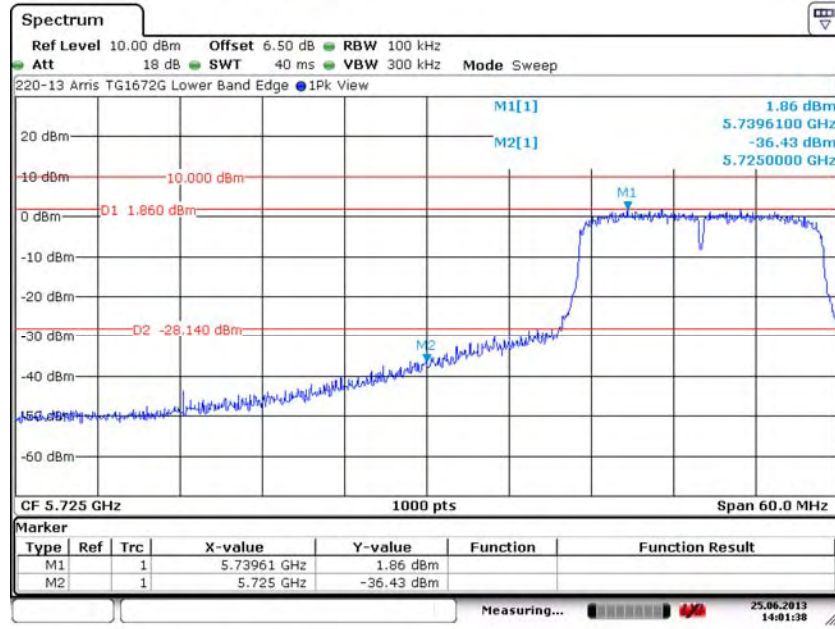
Date: 27. JUN. 2013 14:46:34

7. Measurement Data (continued)

7.7. Band Edge and Out of Band Measurements (continued)

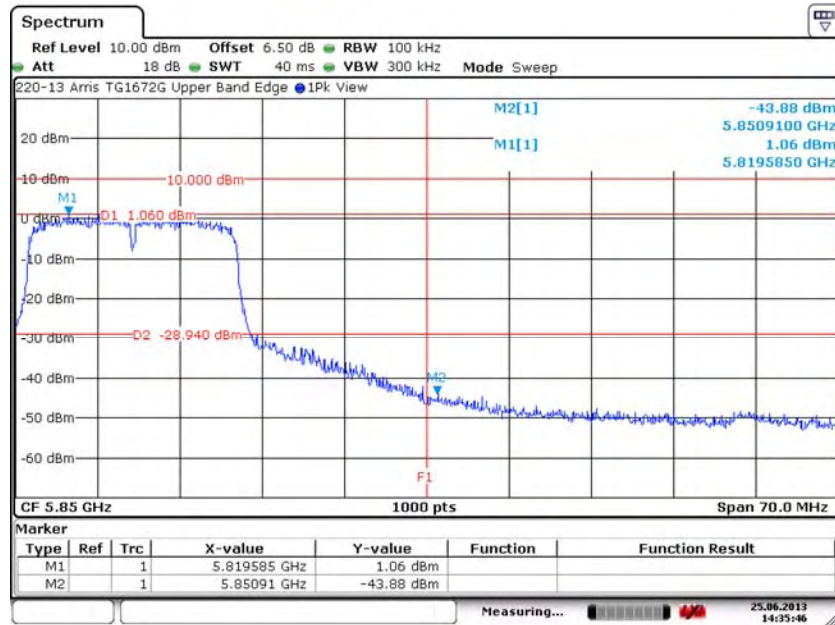
7.7.5. 5 GHz, HT20:

Lower Band Edge, Low Channel – 149, J5000



Date: 25.JUN.2013 14:01:38

Upper Band Edge, High Channel – 165, J5000



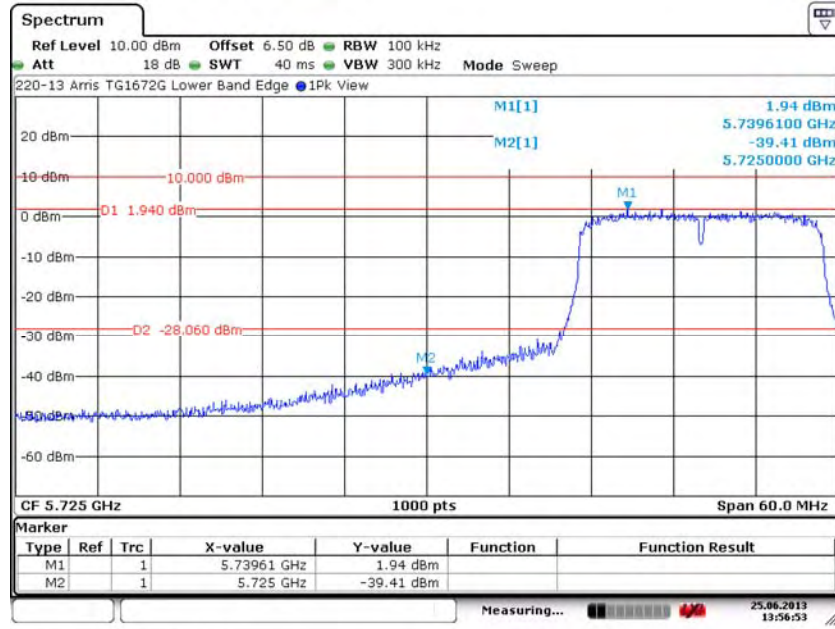
Date: 25.JUN.2013 14:35:46

7. Measurement Data (continued)

7.7. Band Edge and Out of Band Measurements (continued)

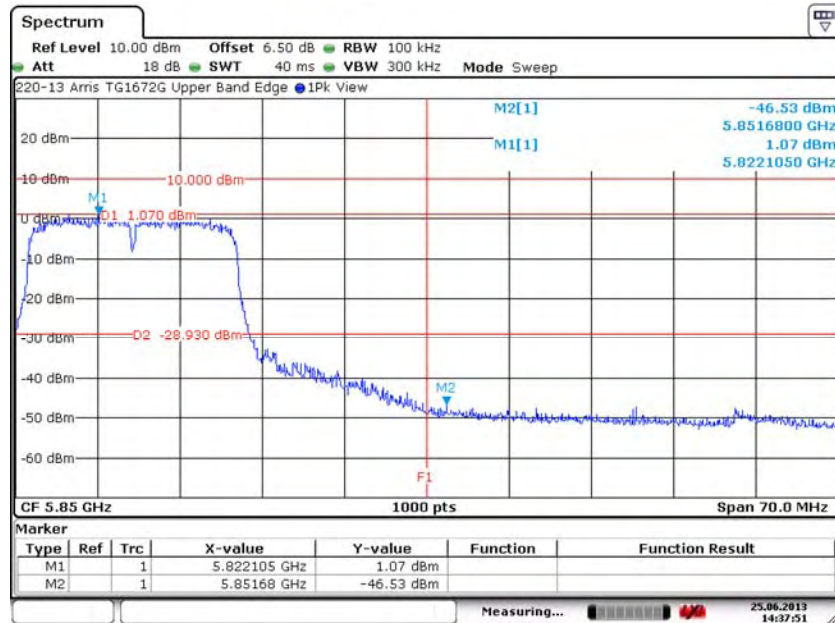
7.7.5. 5 GHz, HT20:

Lower Band Edge, Low Channel – 149, J5001



Date: 25.JUN.2013 13:56:53

Upper Band Edge, High Channel – 165, J5001



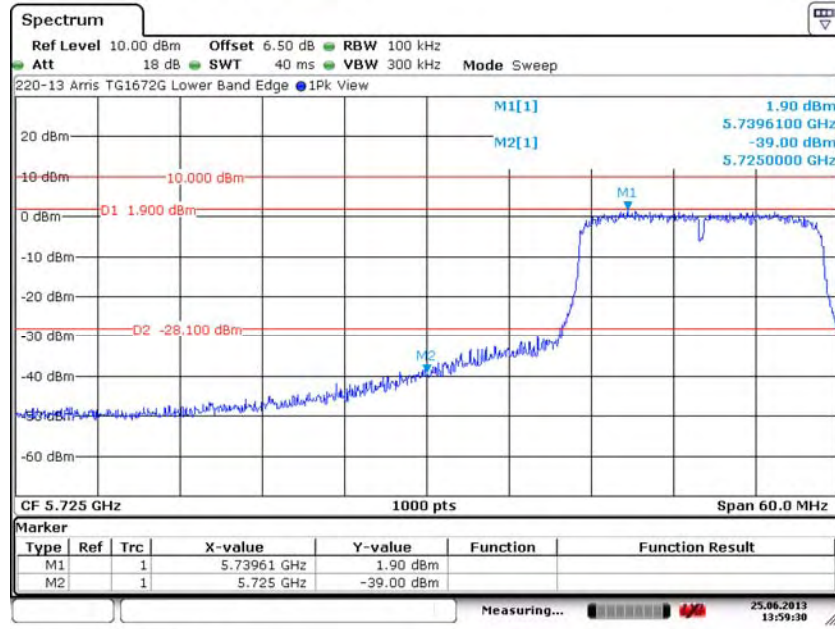
Date: 25.JUN.2013 14:37:51

7. Measurement Data (continued)

7.7. Band Edge and Out of Band Measurements (continued)

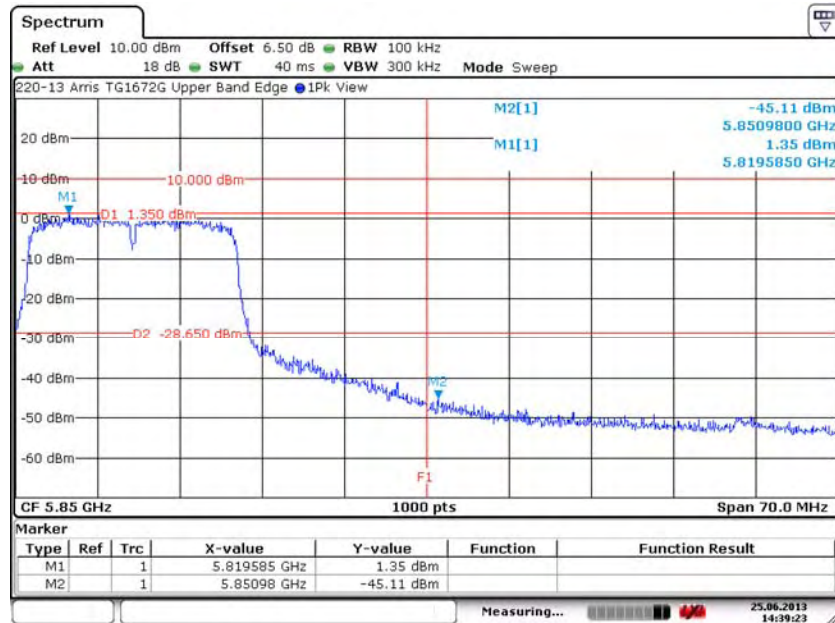
7.7.5. 5 GHz, HT20:

Lower Band Edge, Low Channel – 149, J5002



Date: 25. JUN. 2013 13:59:29

Upper Band Edge, High Channel – 165, J5002



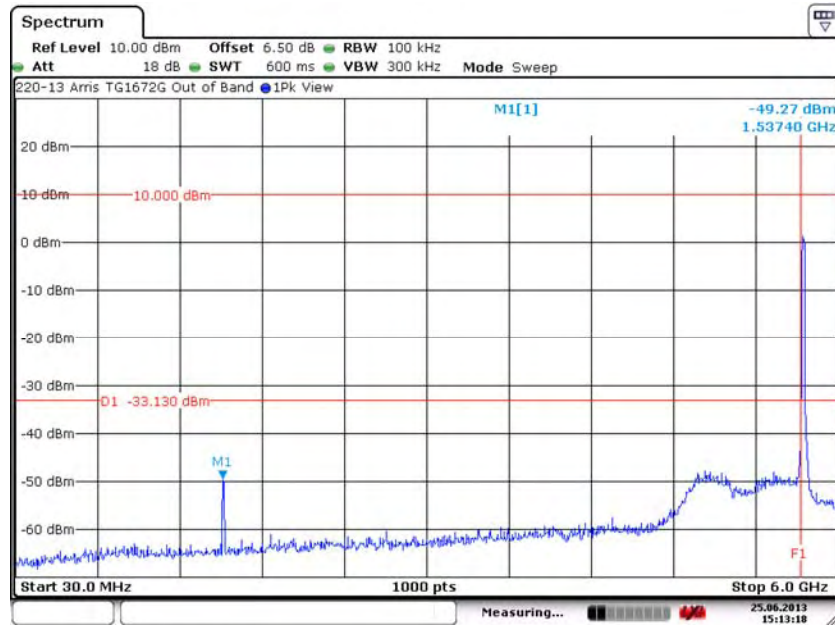
Date: 25. JUN. 2013 14:39:23

7. Measurement Data (continued)

7.7. Band Edge and Out of Band Measurements (continued)

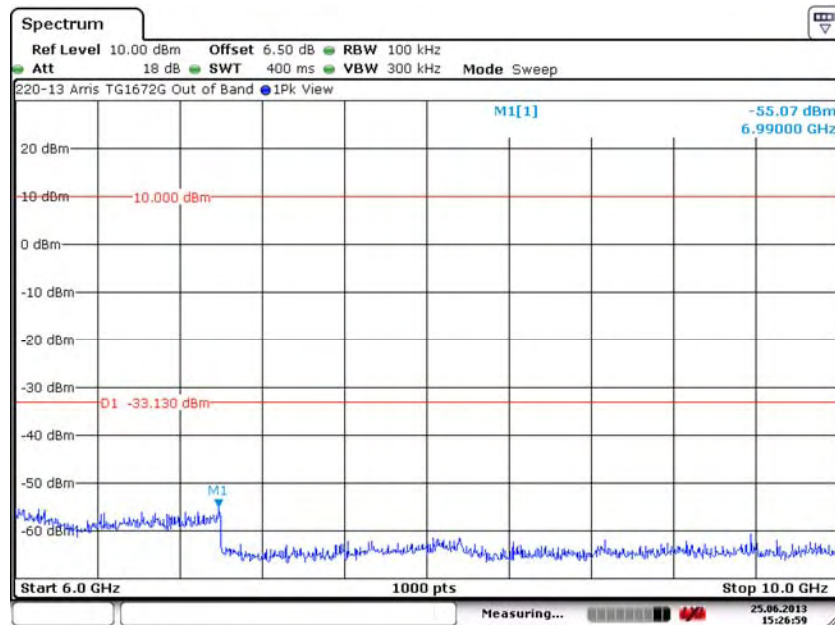
7.7.5. 5 GHz, HT20:

Out of Band, Low Channel – 149, J5000, 30 MHz to 6 GHz



Date: 25. JUN. 2013 15:13:18

Out of Band, Low Channel – 149, J5000, 6 GHz to 10 GHz



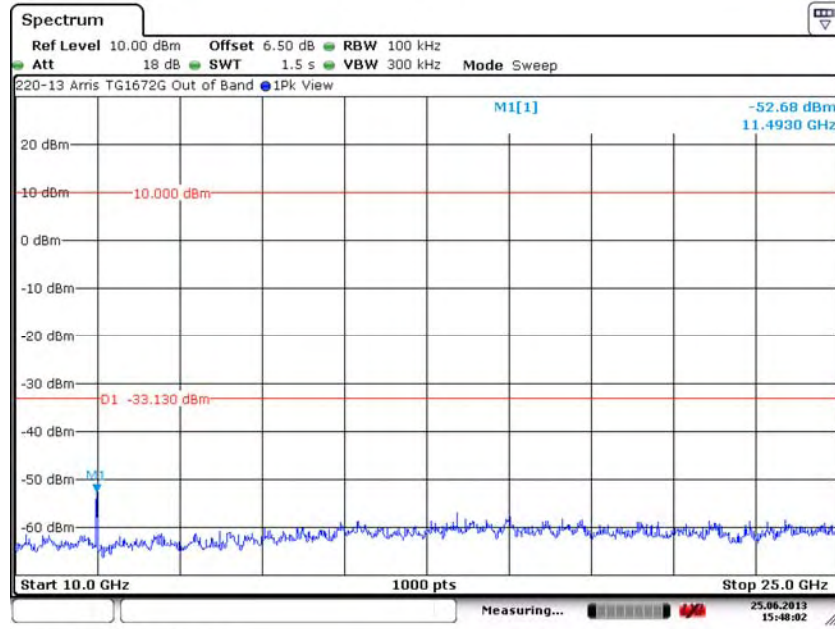
Date: 25. JUN. 2013 15:26:58

7. Measurement Data (continued)

7.7. Band Edge and Out of Band Measurements (continued)

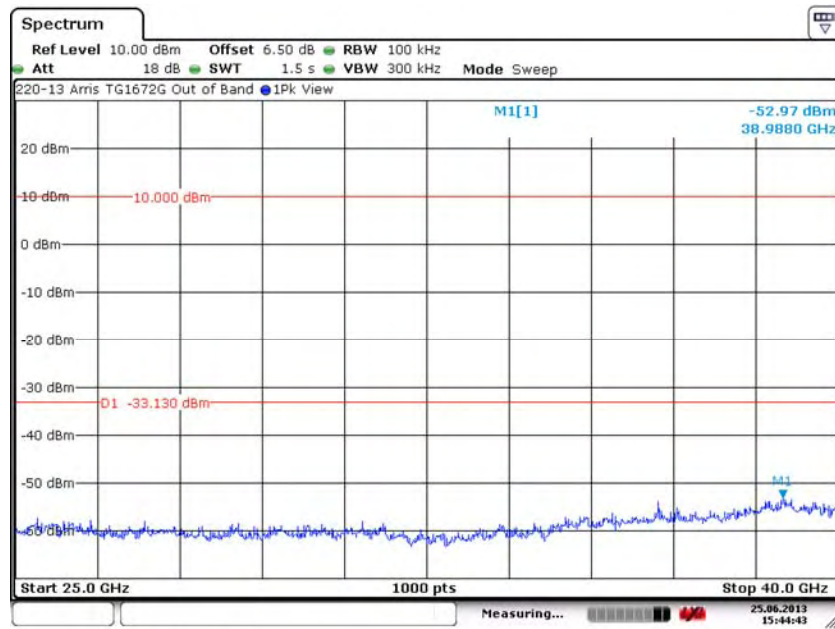
7.7.5. 5 GHz, HT20:

Out of Band, Low Channel – 149, J5000, 10 GHz to 25 GHz



Date: 25. JUN. 2013 15:48:01

Out of Band, Low Channel – 149, J5000, 25 GHz to 40 GHz



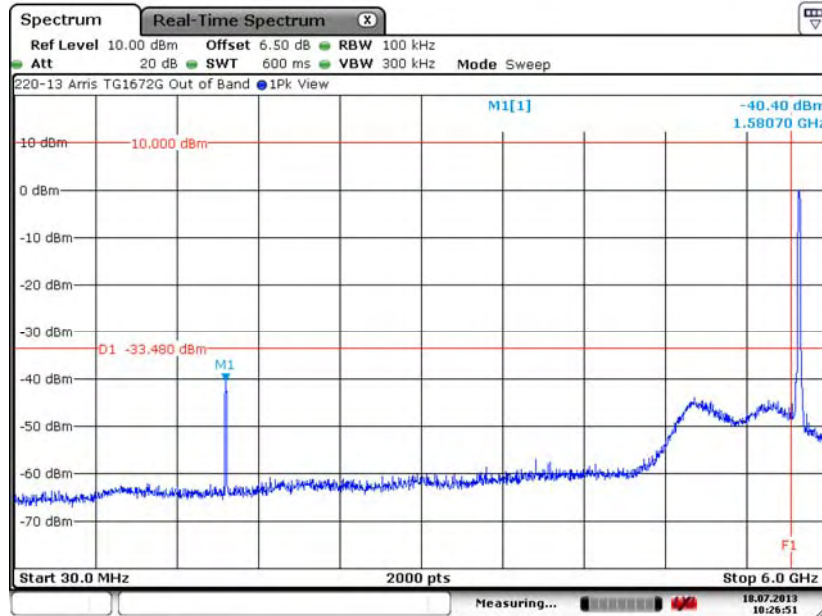
Date: 25. JUN. 2013 15:44:43

7. Measurement Data (continued)

7.7. Band Edge and Out of Band Measurements (continued)

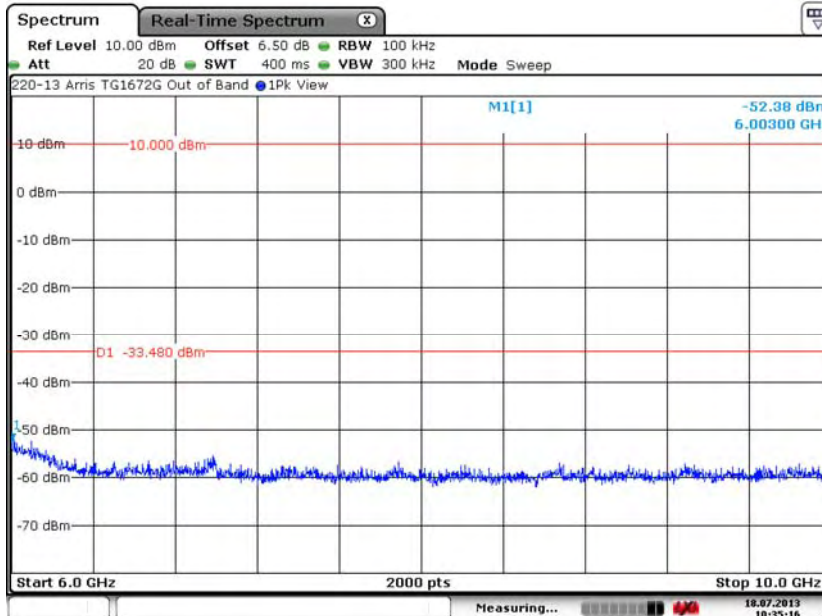
7.7.5. 5 GHz, HT20:

Out of Band, Mid Channel – 157, J5000, 30 MHz to 6 GHz



Date: 18.JUL.2013 10:26:51

Out of Band, Mid Channel – 157, J5000, 6 GHz to 10 GHz



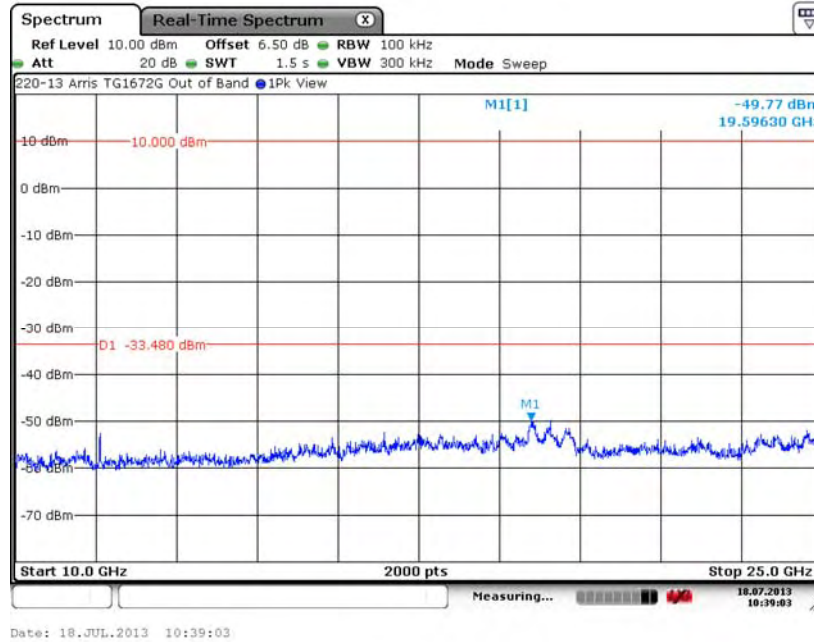
Date: 18.JUL.2013 10:35:16

7. Measurement Data (continued)

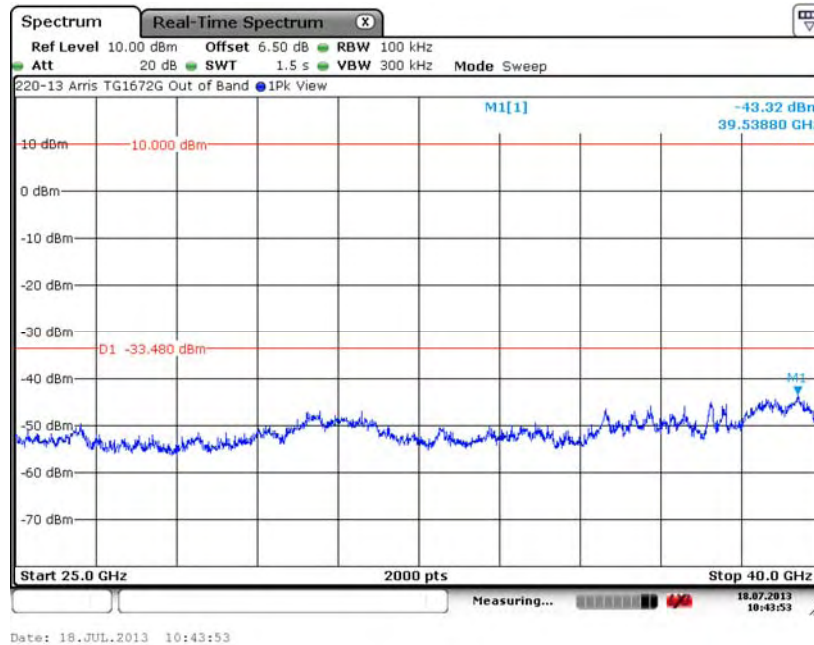
7.7. Band Edge and Out of Band Measurements (continued)

7.7.5. 5 GHz, HT20:

Out of Band, Mid Channel – 157, J5000, 10 GHz to 25 GHz



Out of Band, Mid Channel – 157, J5000, 25 GHz to 40 GHz

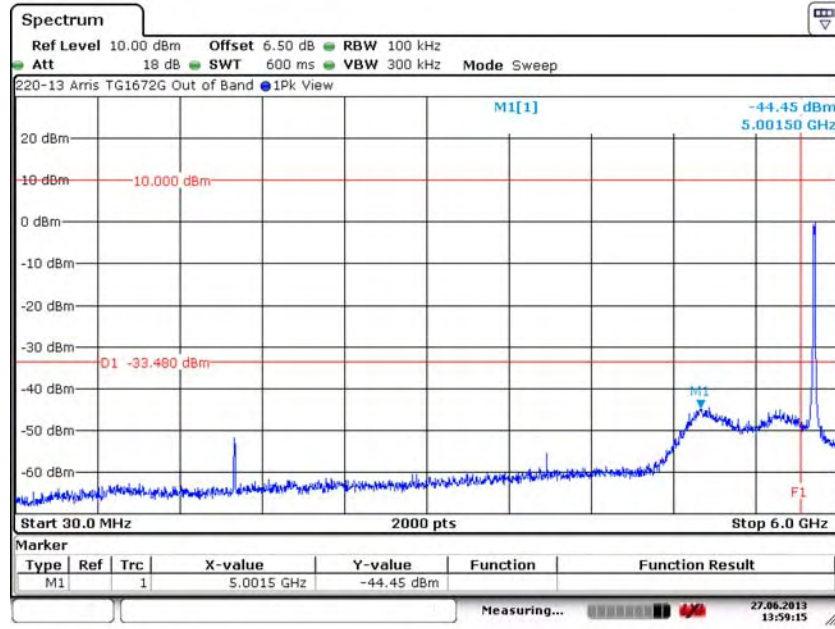


7. Measurement Data (continued)

7.7. Band Edge and Out of Band Measurements (continued)

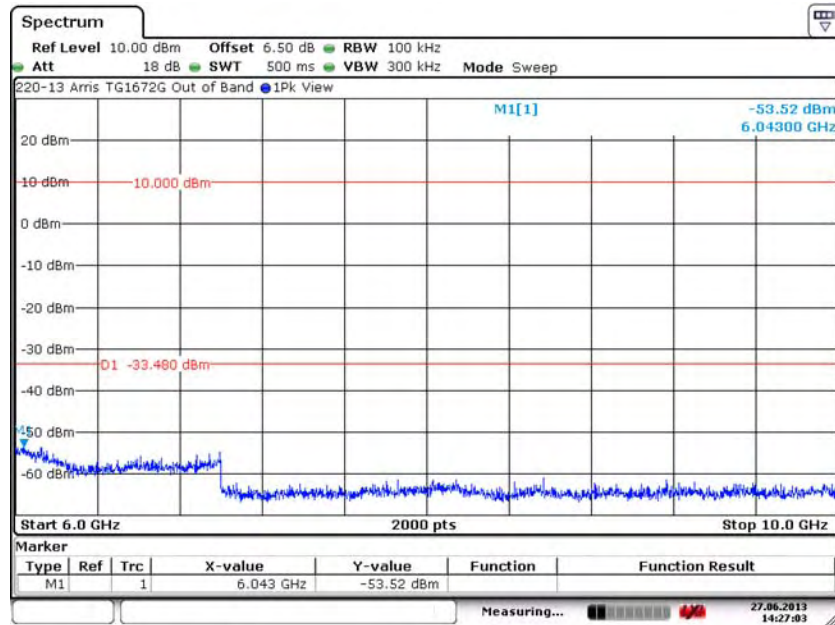
7.7.5. 5 GHz, HT20:

Out of Band, High Channel – 165, J5000, 30 MHz to 6 GHz



Date: 27. JUN. 2013 13:59:15

Out of Band, High Channel – 165, J5000, 6 GHz to 10 GHz



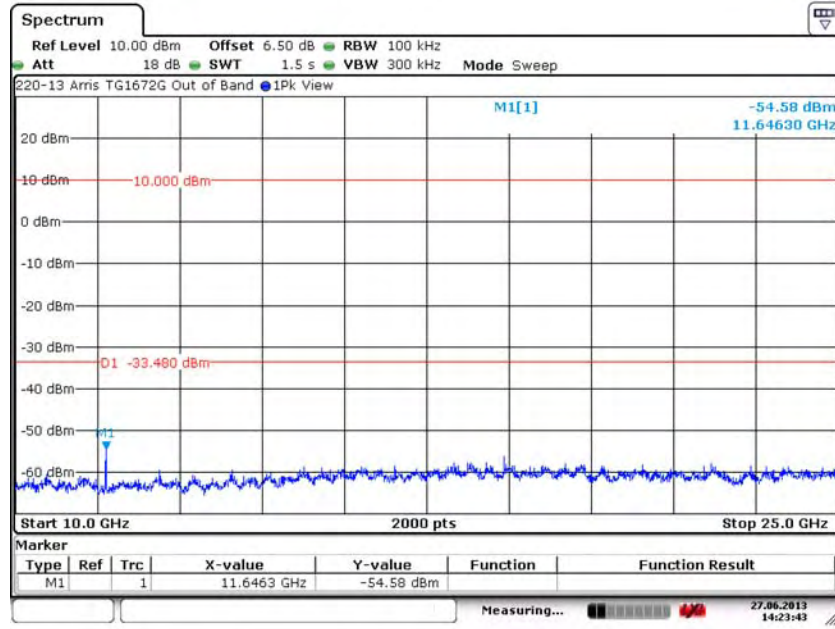
Date: 27. JUN. 2013 14:27:03

7. Measurement Data (continued)

7.7. Band Edge and Out of Band Measurements (continued)

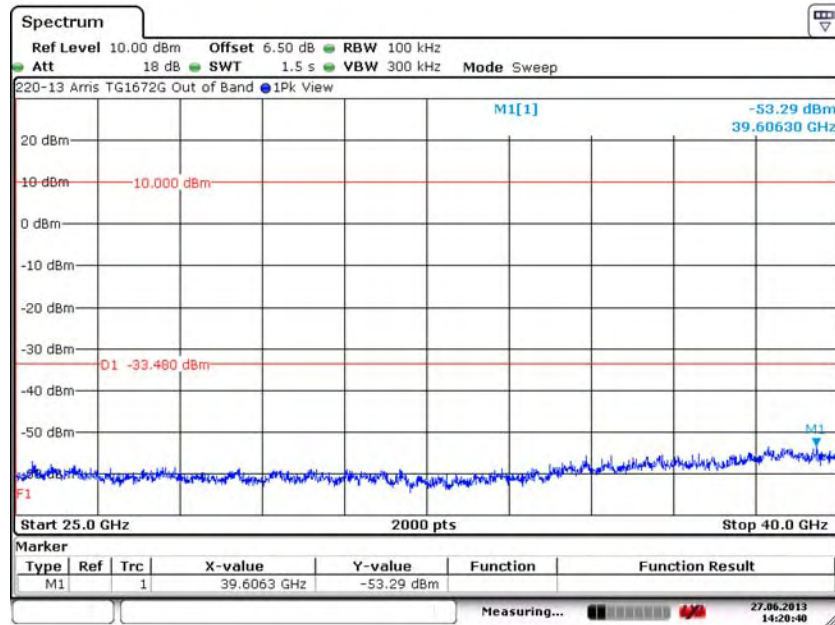
7.7.5. 5 GHz, HT20:

Out of Band, High Channel – 165, J5000, 10 GHz to 25 GHz



Date: 27. JUN. 2013 14:23:43

Out of Band, High Channel – 165, J5000, 25 GHz to 40 GHz



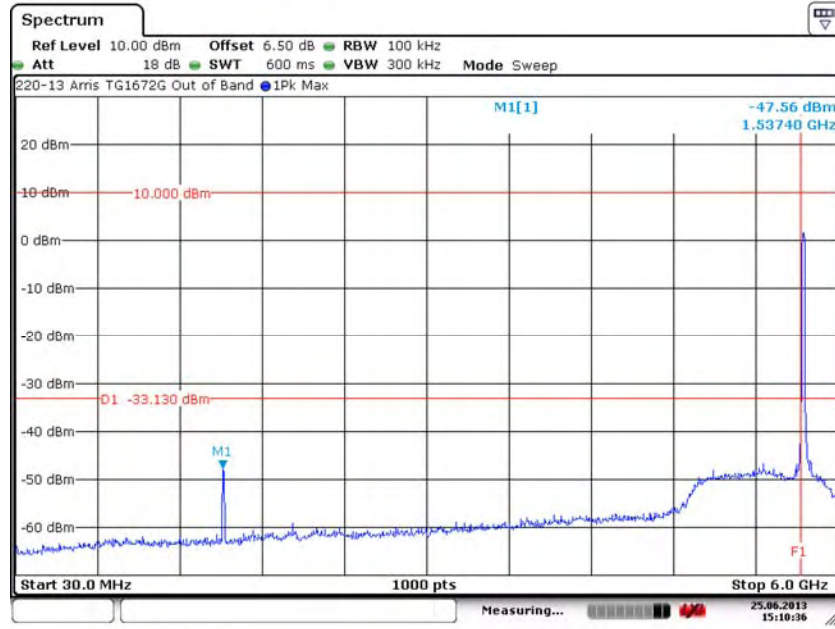
Date: 27. JUN. 2013 14:20:40

7. Measurement Data (continued)

7.7. Band Edge and Out of Band Measurements (continued)

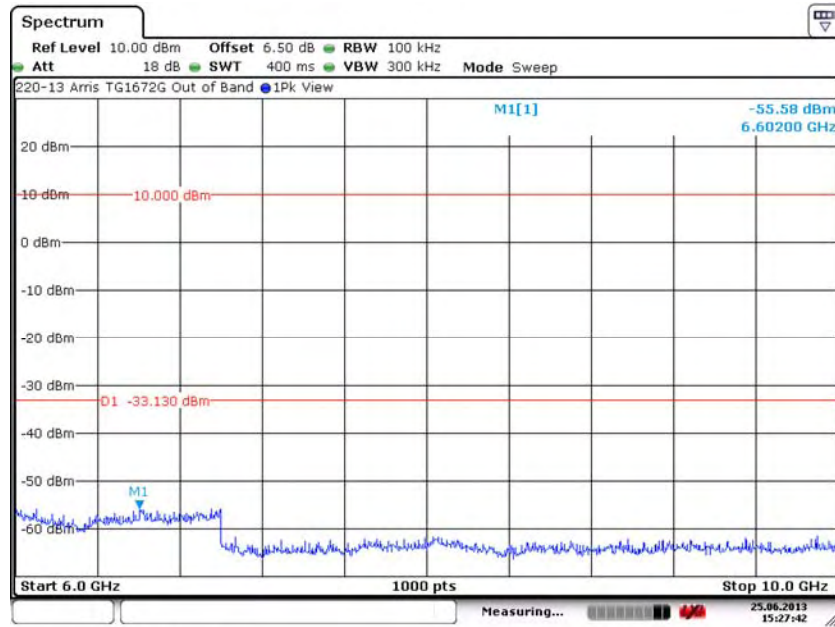
7.7.5. 5 GHz, HT20:

Out of Band, Low Channel – 149, J5001, 30 MHz to 6 GHz



Date: 25.JUN.2013 15:10:35

Out of Band, Low Channel – 149, J5001, 6 GHz to 10 GHz



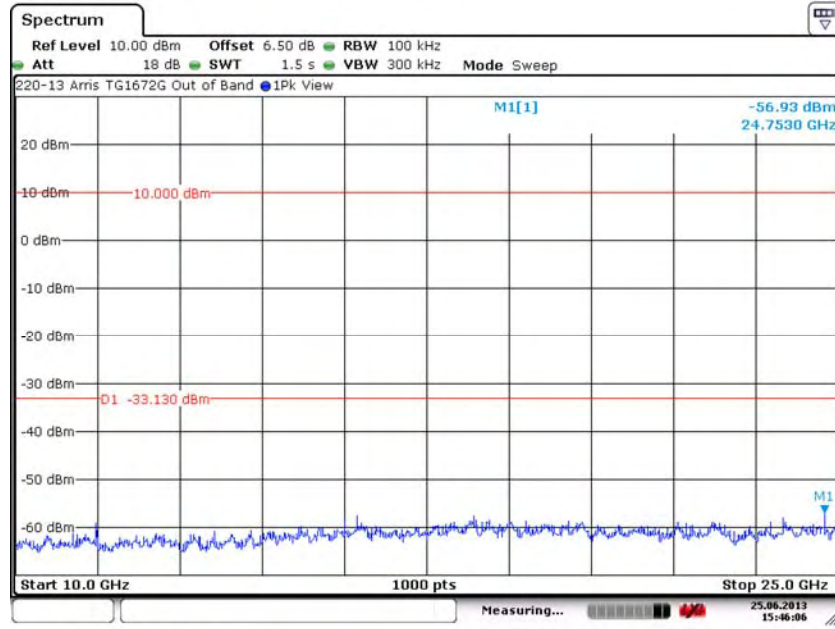
Date: 25.JUN.2013 15:27:42

7. Measurement Data (continued)

7.7. Band Edge and Out of Band Measurements (continued)

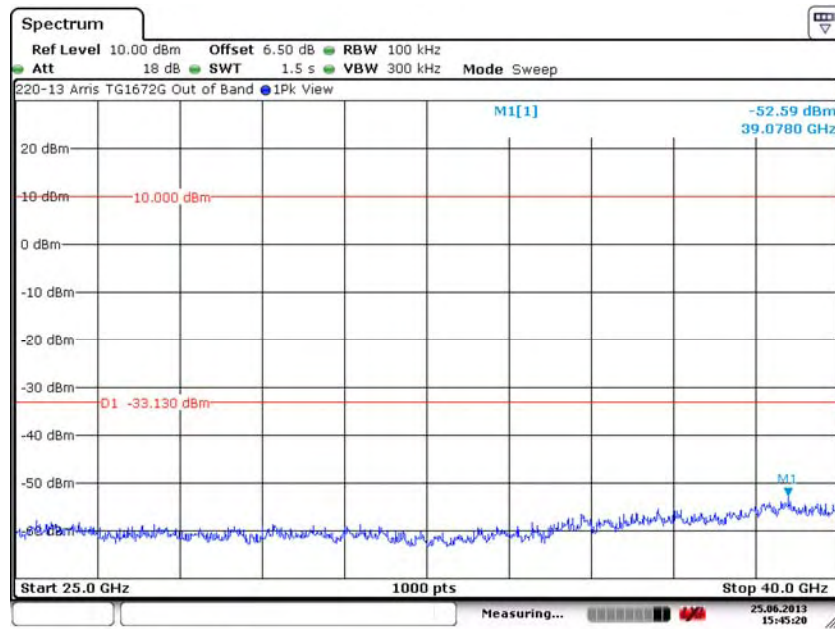
7.7.5. 5 GHz, HT20:

Out of Band, Low Channel – 149, J5001, 10 GHz to 25 GHz



Date: 25.JUN.2013 15:46:06

Out of Band, Low Channel – 149, J5001, 25 GHz to 40 GHz



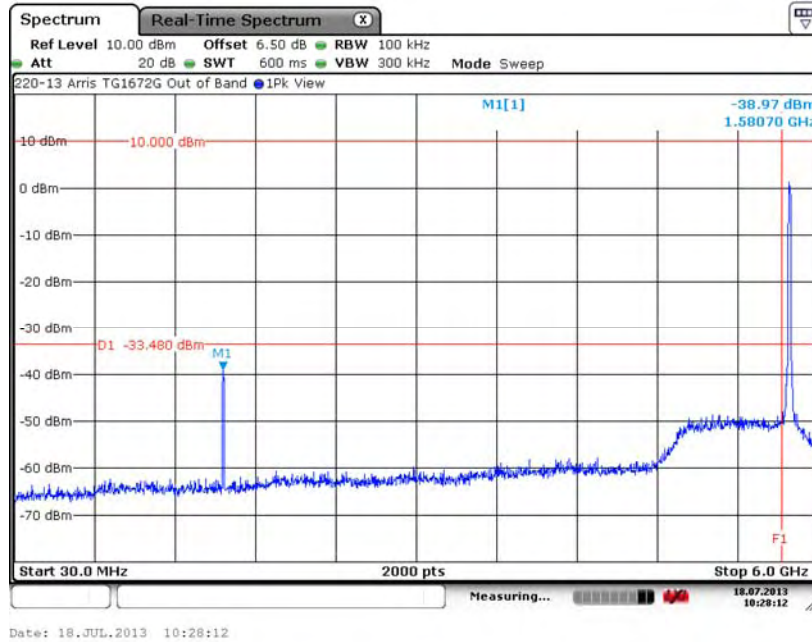
Date: 25.JUN.2013 15:45:20

7. Measurement Data (continued)

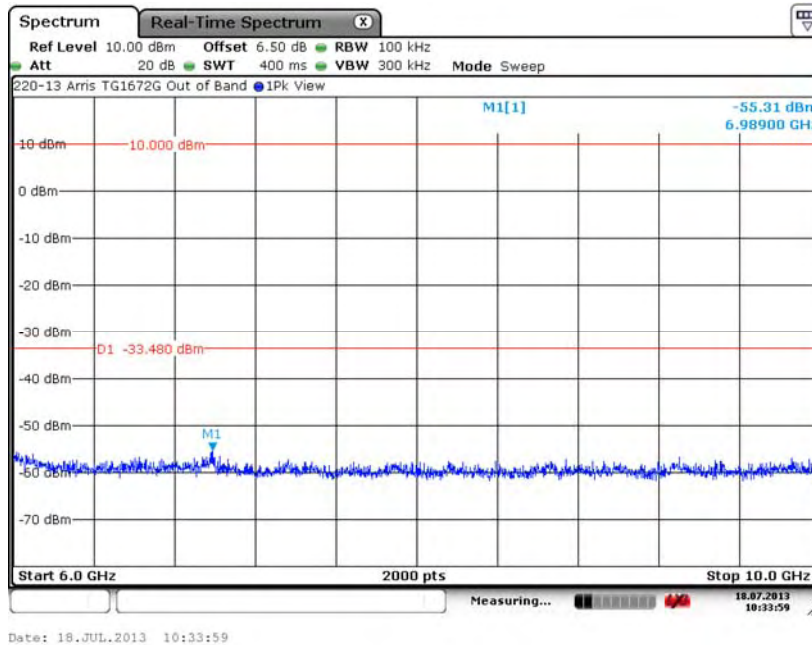
7.7. Band Edge and Out of Band Measurements (continued)

7.7.5. 5 GHz, HT20:

Out of Band, Mid Channel – 157, J5001, 30 MHz to 6 GHz



Out of Band, Mid Channel – 157, J5001, 6 GHz to 10 GHz

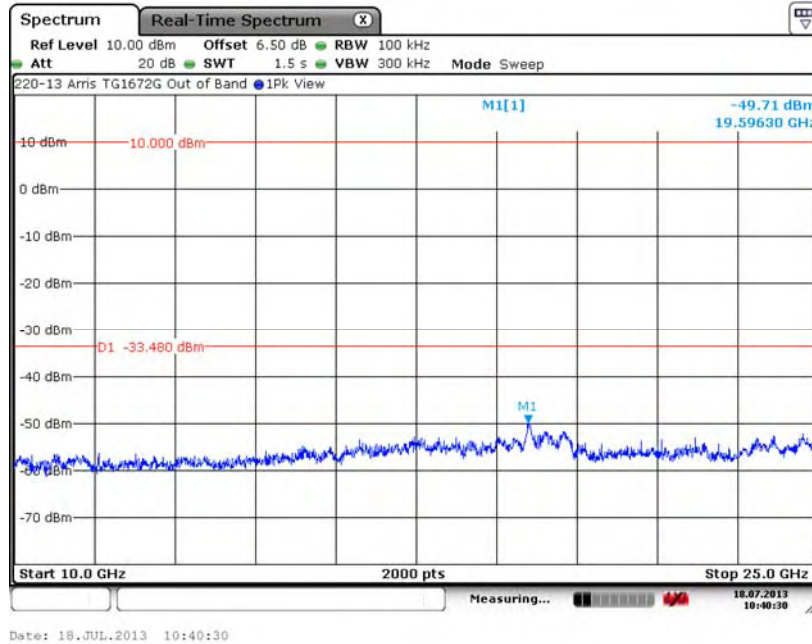


7. Measurement Data (continued)

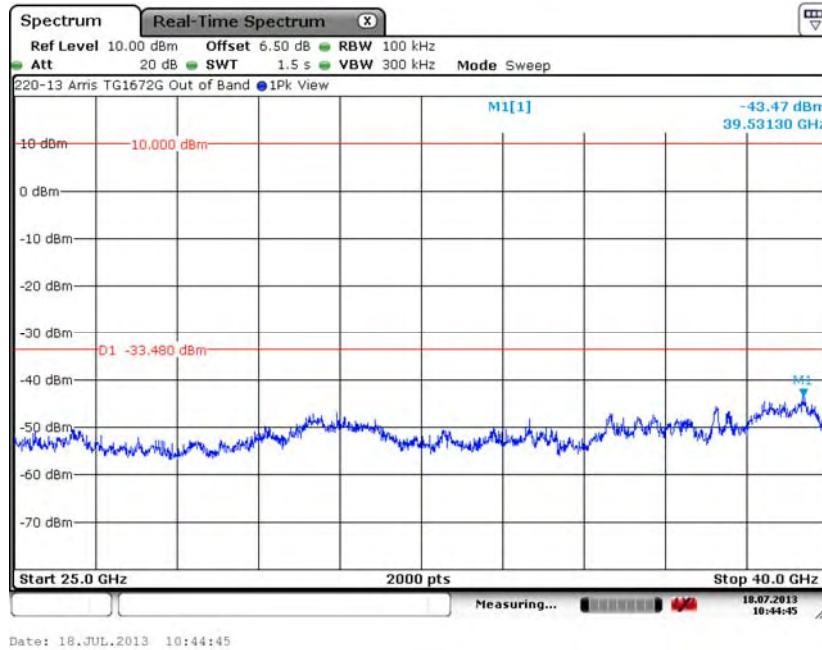
7.7. Band Edge and Out of Band Measurements (continued)

7.7.5. 5 GHz, HT20:

Out of Band, Mid Channel – 157, J5001, 10 GHz to 25 GHz



Out of Band, Mid Channel – 157, J5001, 25 GHz to 40 GHz

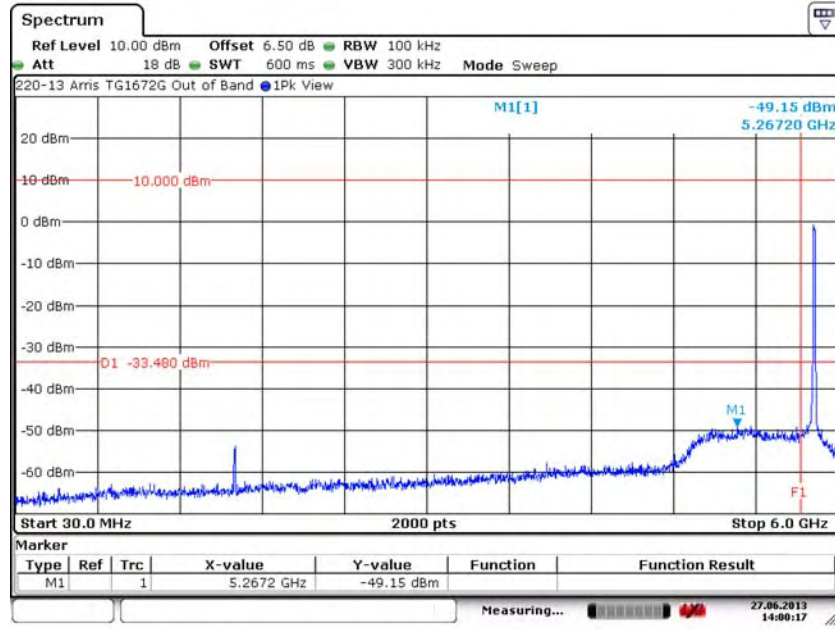


7. Measurement Data (continued)

7.7. Band Edge and Out of Band Measurements (continued)

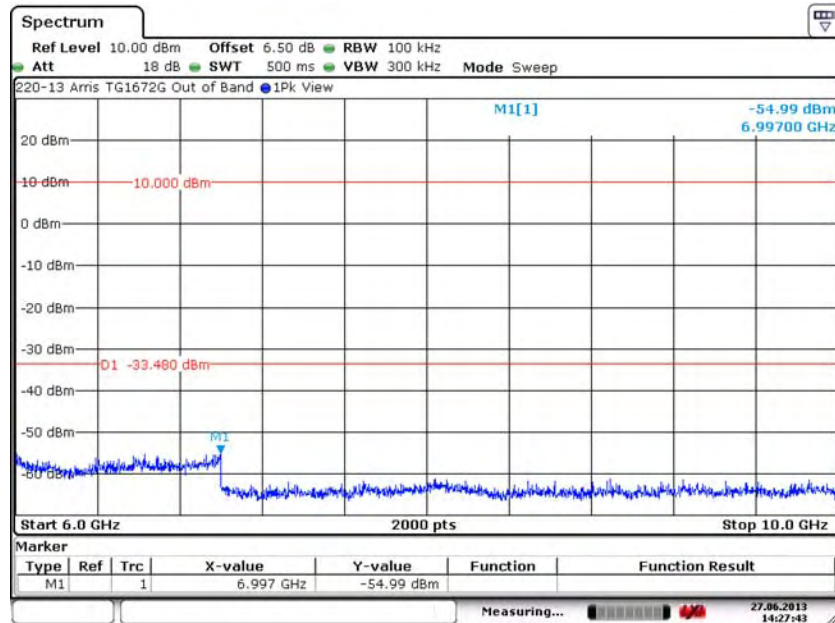
7.7.5. 5 GHz, HT20:

Out of Band, High Channel – 165, J5001, 30 MHz to 6 GHz



Date: 27. JUN. 2013 14:00:17

Out of Band, High Channel – 165, J5001, 6 GHz to 10 GHz



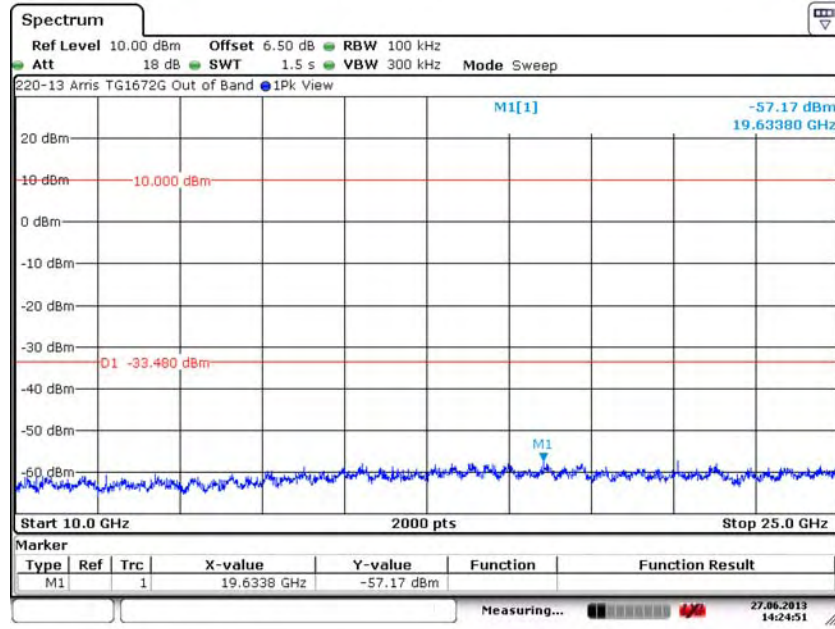
Date: 27. JUN. 2013 14:27:43

7. Measurement Data (continued)

7.7. Band Edge and Out of Band Measurements (continued)

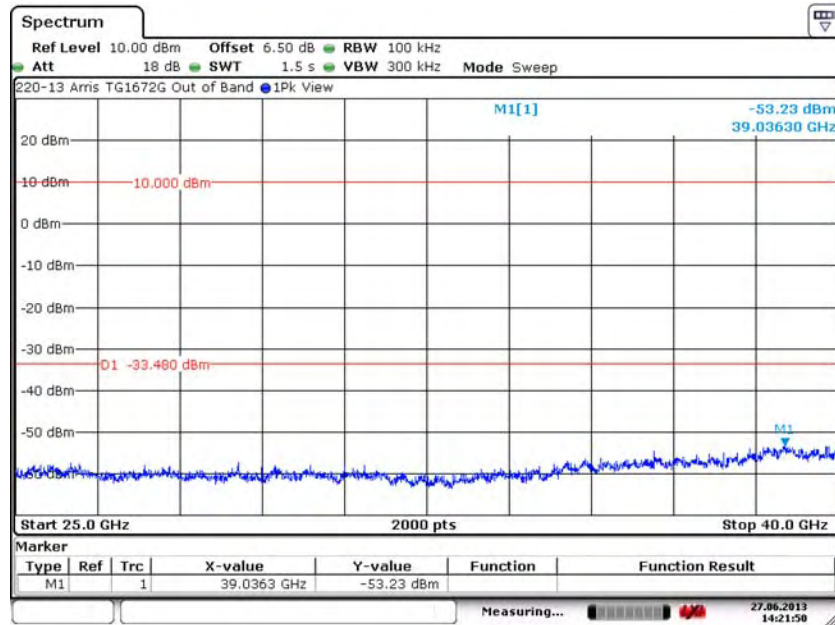
7.7.5. 5 GHz, HT20:

Out of Band, High Channel – 165, J5001, 10 GHz to 25 GHz



Date: 27. JUN. 2013 14:24:50

Out of Band, High Channel – 165, J5001, 25 GHz to 40 GHz



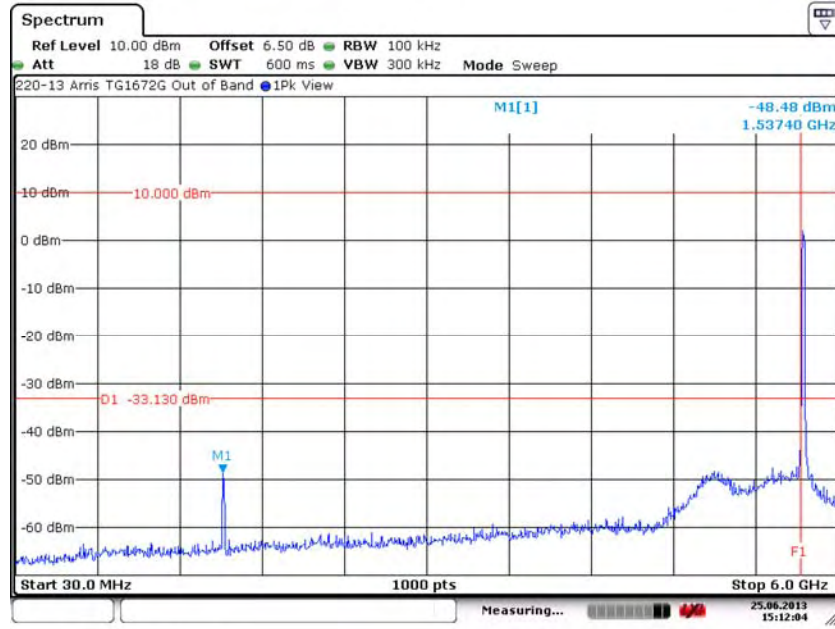
Date: 27. JUN. 2013 14:21:50

7. Measurement Data (continued)

7.7. Band Edge and Out of Band Measurements (continued)

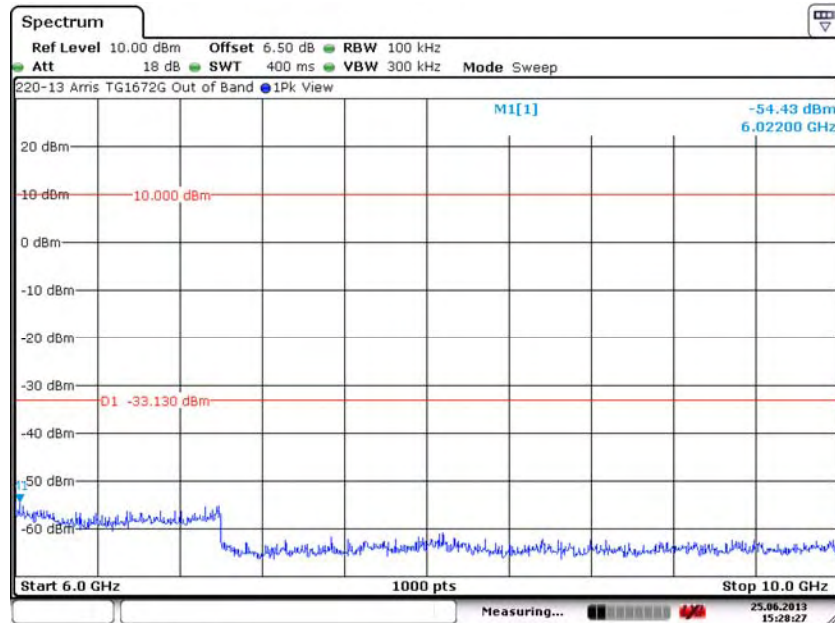
7.7.5. 5 GHz, HT20:

Out of Band, Low Channel – 149, J5002, 30 MHz to 6 GHz



Date: 25. JUN. 2013 15:12:04

Out of Band, Low Channel – 149, J5002, 6 GHz to 10 GHz



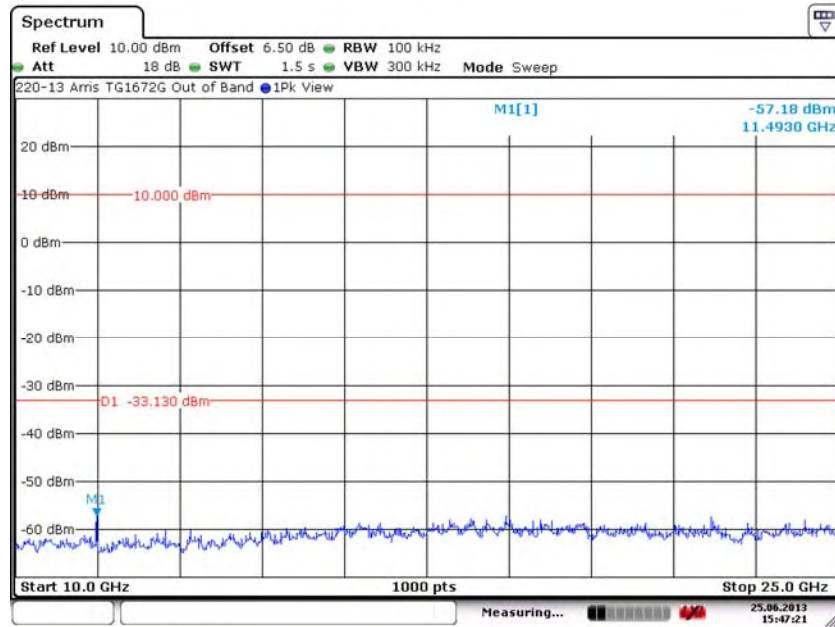
Date: 25. JUN. 2013 15:28:27

7. Measurement Data (continued)

7.7. Band Edge and Out of Band Measurements (continued)

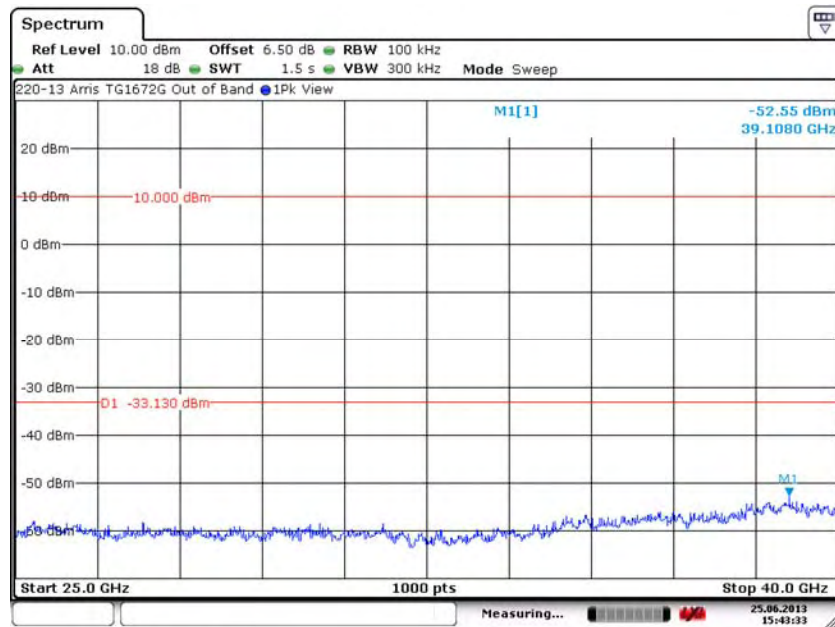
7.7.5. 5 GHz, HT20:

Out of Band, Low Channel – 149, J5002, 10 GHz to 25 GHz



Date: 25. JUN. 2013 15:47:20

Out of Band, Low Channel – 149, J5002, 25 GHz to 40 GHz



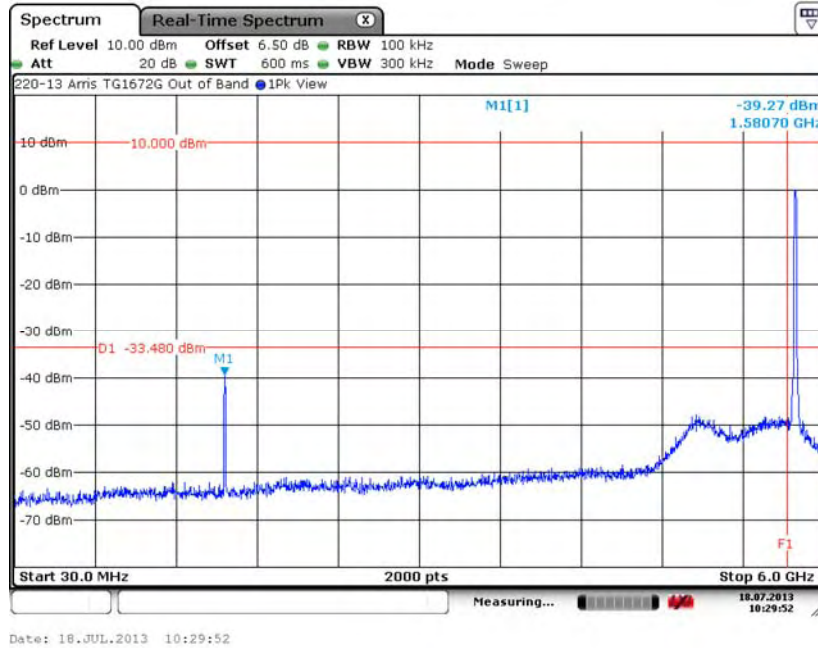
Date: 25. JUN. 2013 15:43:32

7. Measurement Data (continued)

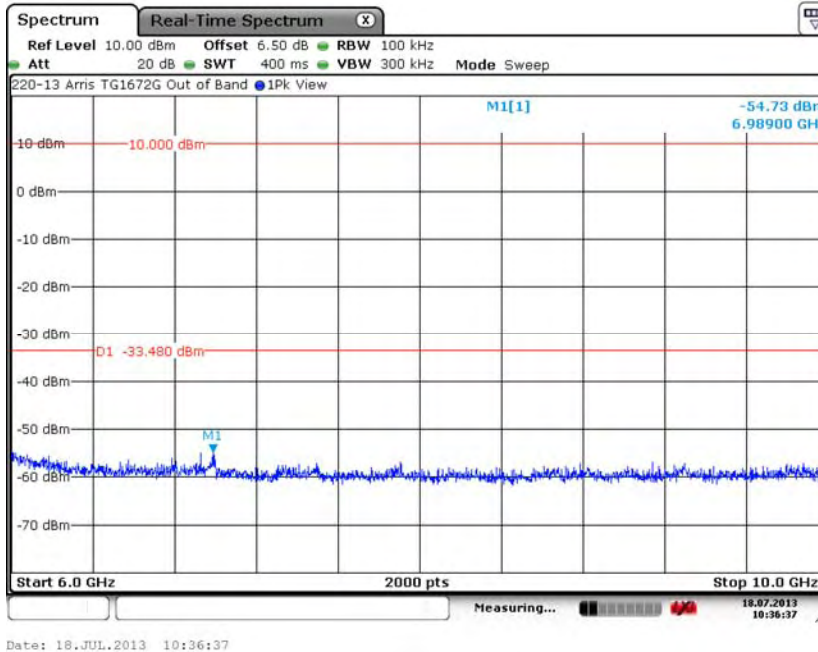
7.7. Band Edge and Out of Band Measurements (continued)

7.7.5. 5 GHz, HT20:

Out of Band, Mid Channel – 157, J5002, 30 MHz to 6 GHz



Out of Band, Mid Channel – 157, J5002, 6 GHz to 10 GHz

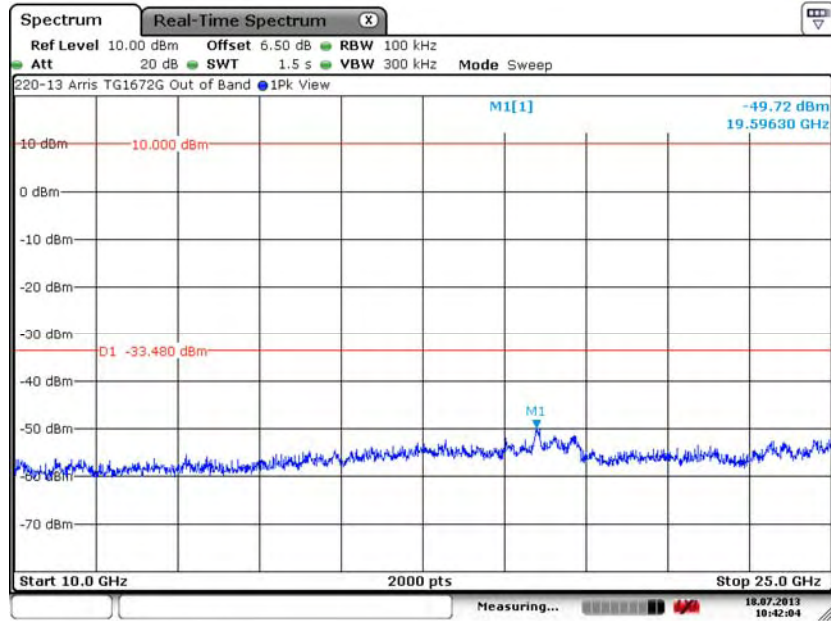


7. Measurement Data (continued)

7.7. Band Edge and Out of Band Measurements (continued)

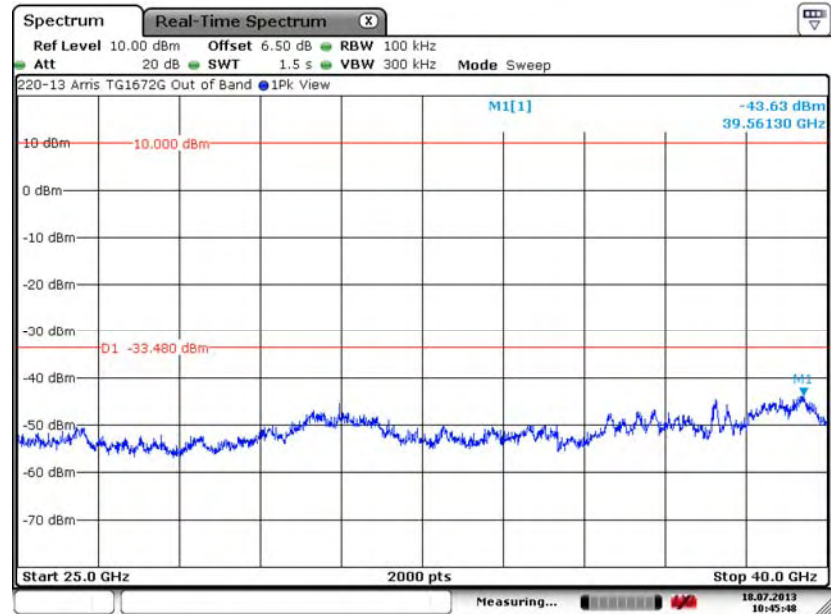
7.7.5. 5 GHz, HT20:

Out of Band, Mid Channel – 157, J5002, 10 GHz to 25 GHz



Date: 18.JUL.2013 10:42:04

Out of Band, Mid Channel – 157, J5002, 25 GHz to 40 GHz



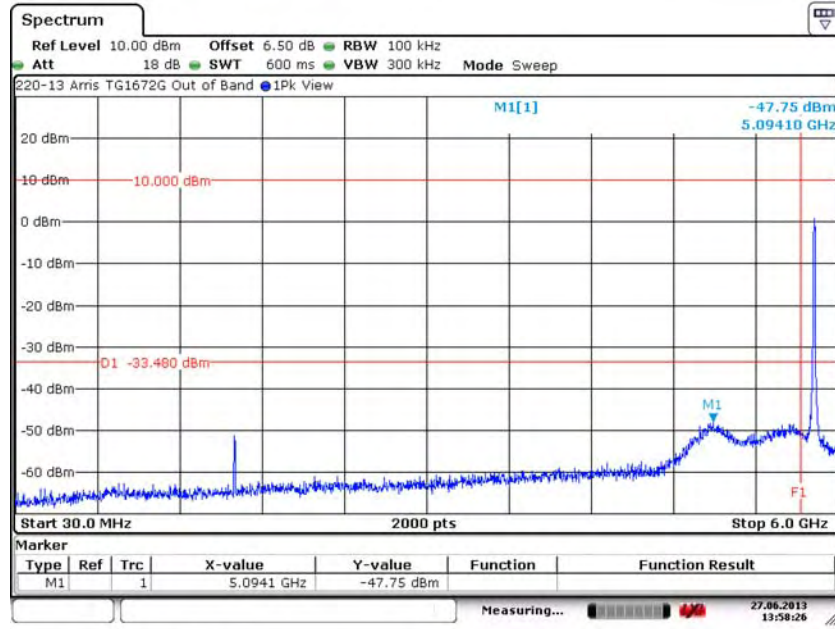
Date: 18.JUL.2013 10:45:48

7. Measurement Data (continued)

7.7. Band Edge and Out of Band Measurements (continued)

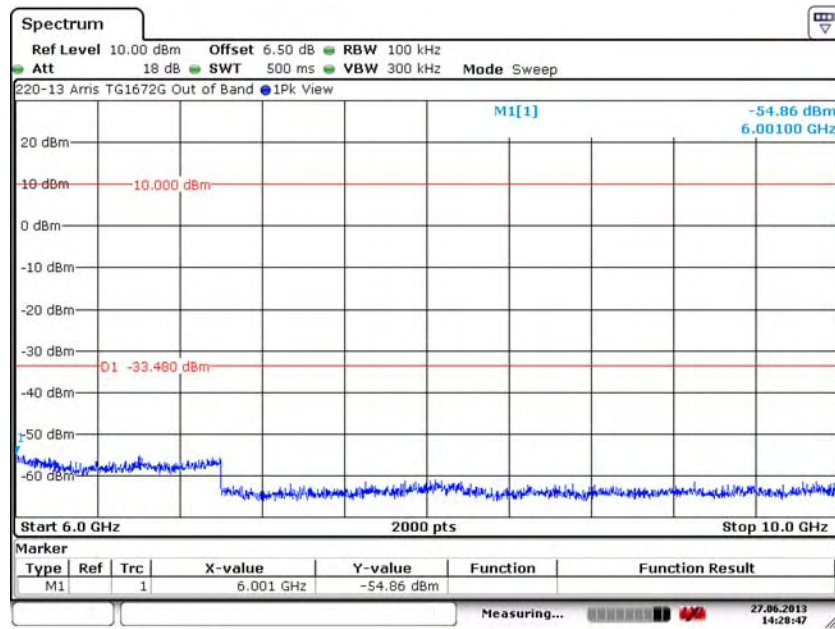
7.7.5. 5 GHz, HT20:

Out of Band, High Channel – 165, J5002, 30 MHz to 6 GHz



Date: 27. JUN. 2013 13:58:26

Out of Band, High Channel – 165, J5002, 6 GHz to 10 GHz



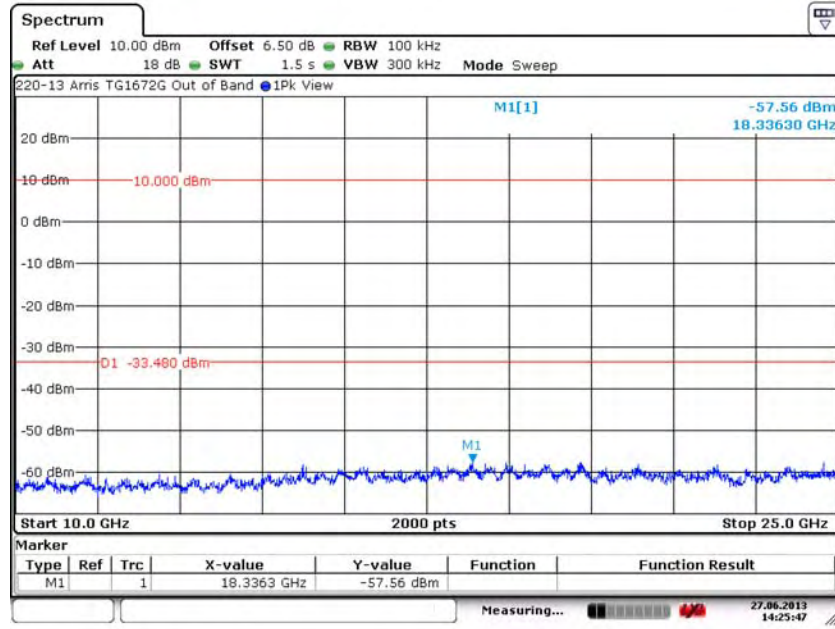
Date: 27. JUN. 2013 14:28:47

7. Measurement Data (continued)

7.7. Band Edge and Out of Band Measurements (continued)

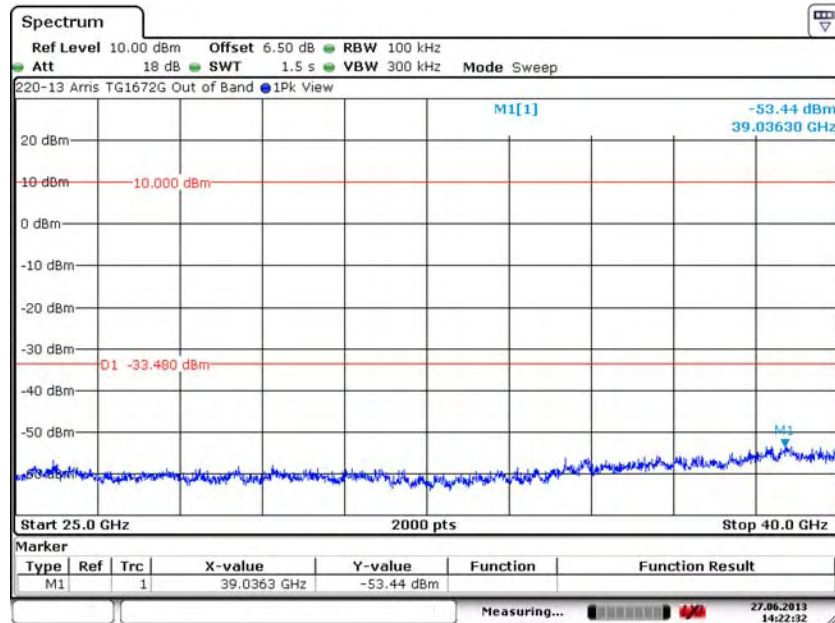
7.7.5. 5 GHz, HT20:

Out of Band, High Channel – 165, J5002, 10 GHz to 25 GHz



Date: 27. JUN. 2013 14:25:46

Out of Band, High Channel – 165, J5002, 25 GHz to 40 GHz



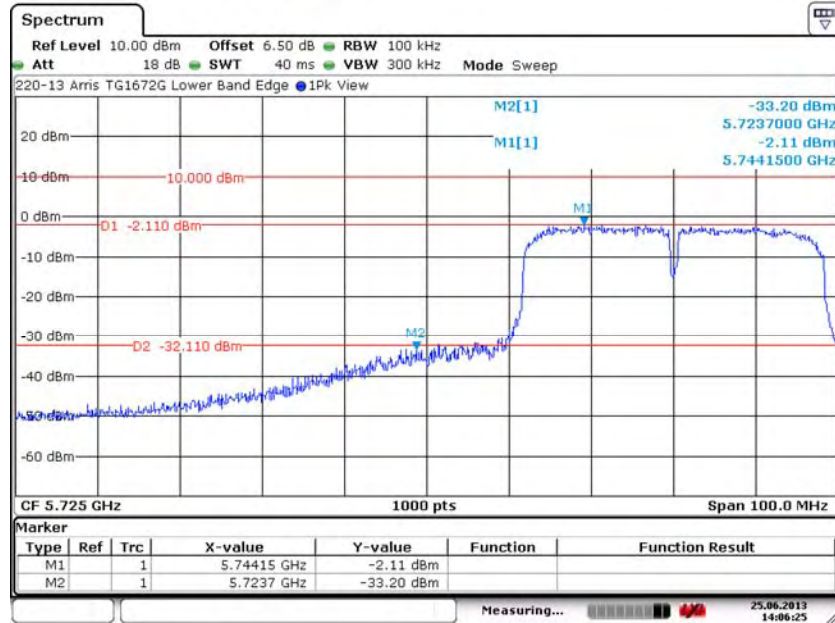
Date: 27. JUN. 2013 14:22:32

7. Measurement Data (continued)

7.7. Band Edge and Out of Band Measurements (continued)

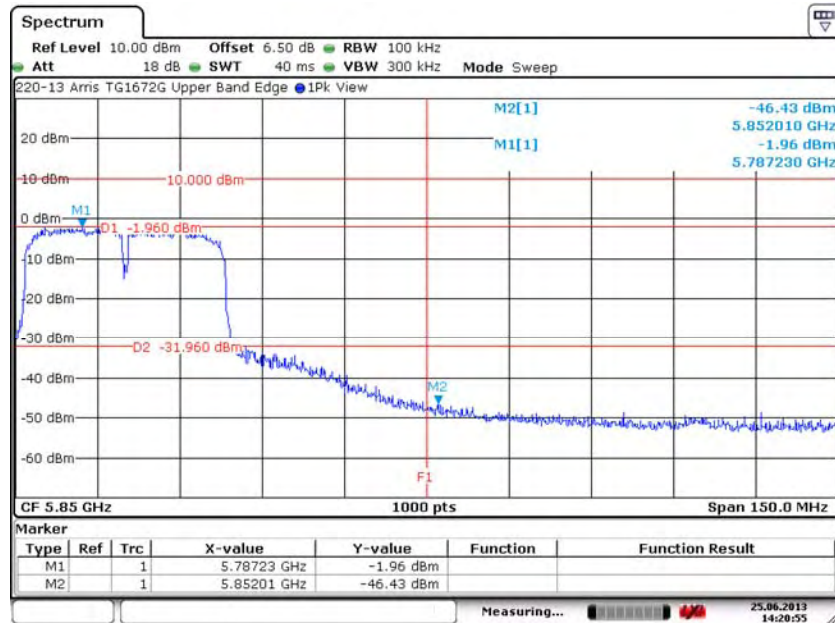
7.7.6. 5 GHz, HT40:

Lower Band Edge, Low Channel – 151, J5000



Date: 25. JUN. 2013 14:06:24

Upper Band Edge, High Channel – 159, J5000



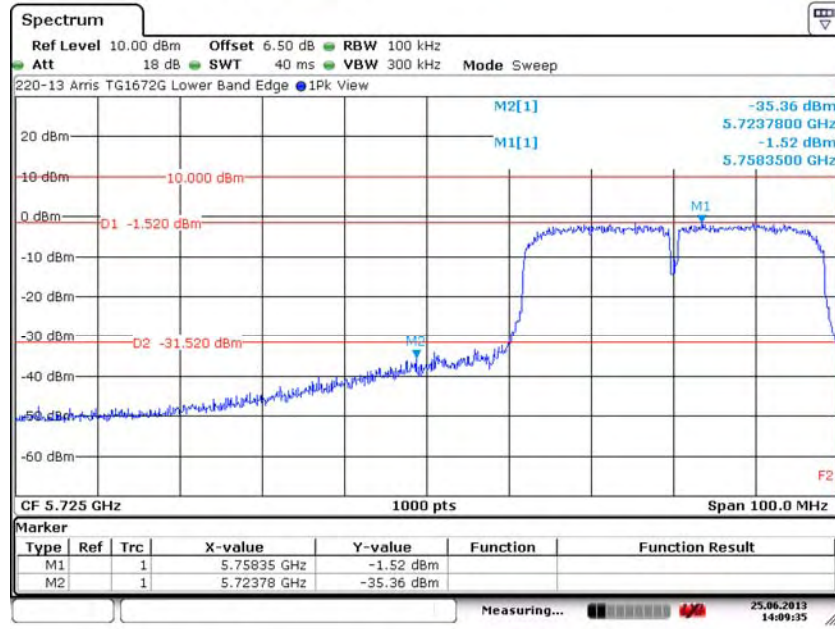
Date: 25. JUN. 2013 14:20:54

7. Measurement Data (continued)

7.7. Band Edge and Out of Band Measurements (continued)

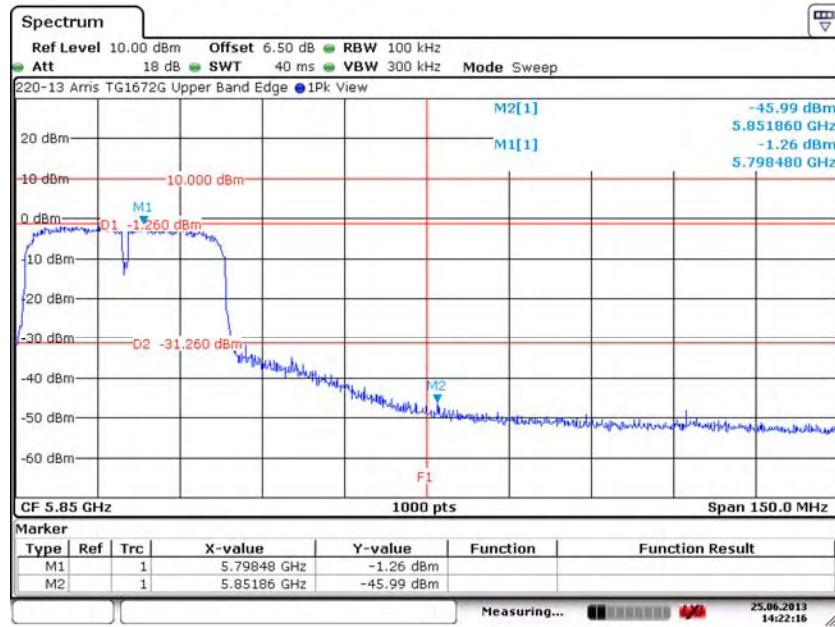
7.7.6. 5 GHz, HT40:

Lower Band Edge, Low Channel – 151, J5001



Date: 25.JUN.2013 14:09:34

Upper Band Edge, High Channel – 159, J5001



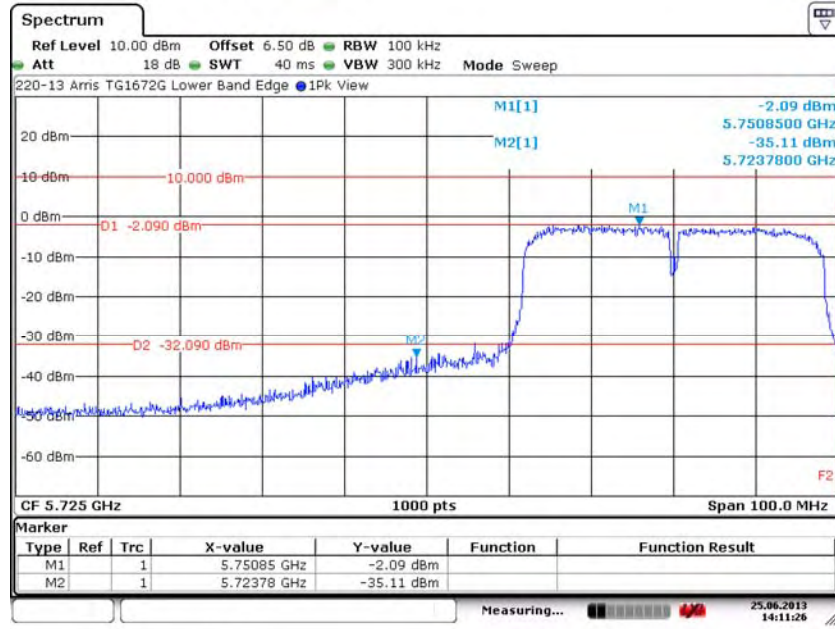
Date: 25.JUN.2013 14:22:16

7. Measurement Data (continued)

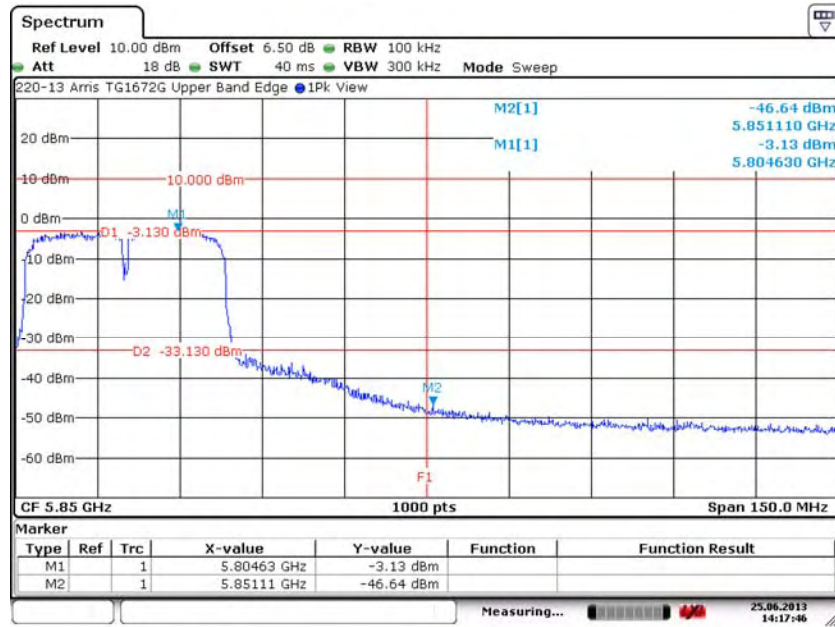
7.7. Band Edge and Out of Band Measurements (continued)

7.7.6. 5 GHz, HT40:

Lower Band Edge, Low Channel – 151, J5002



Upper Band Edge, High Channel – 159, J5002

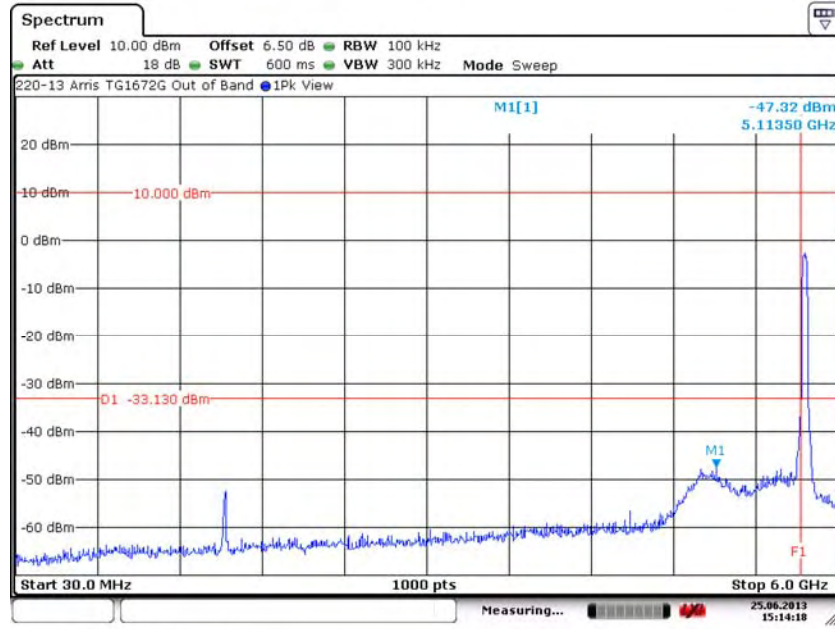


7. Measurement Data (continued)

7.7. Band Edge and Out of Band Measurements (continued)

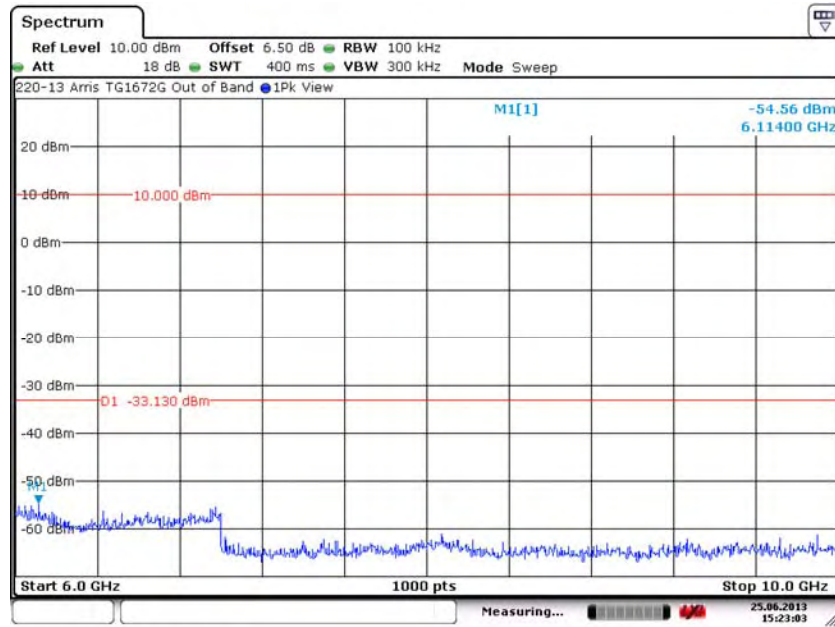
7.7.6. 5 GHz, HT40:

Out of Band, Low Channel – 151, J5000, 30 MHz to 6 GHz



Date: 25. JUN. 2013 15:14:17

Out of Band, Low Channel – 151, J5000, 6 GHz to 10 GHz



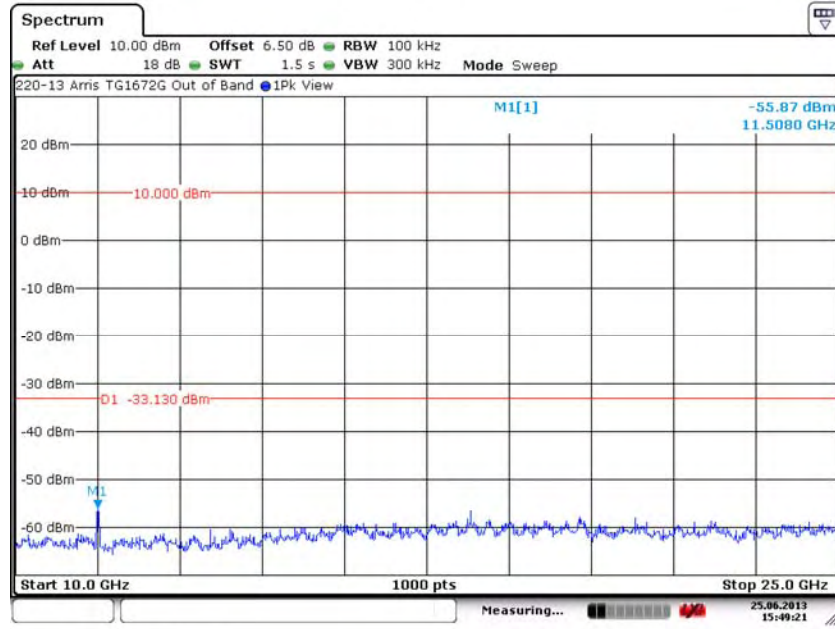
Date: 25. JUN. 2013 15:23:03

7. Measurement Data (continued)

7.7. Band Edge and Out of Band Measurements (continued)

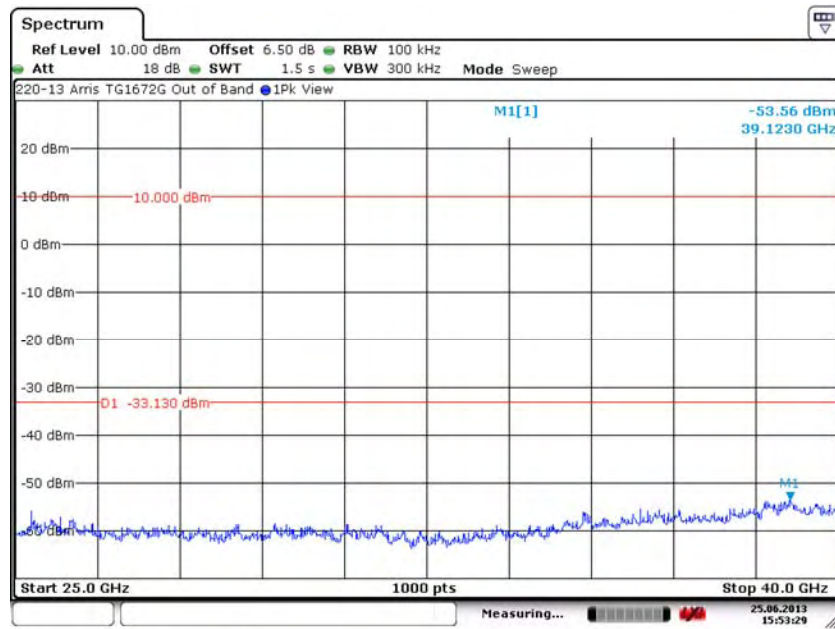
7.7.6. 5 GHz, HT40:

Out of Band, Low Channel – 151, J5000, 10 GHz to 25 GHz



Date: 25. JUN. 2013 15:49:21

Out of Band, Low Channel – 151, J5000, 25 GHz to 40 GHz



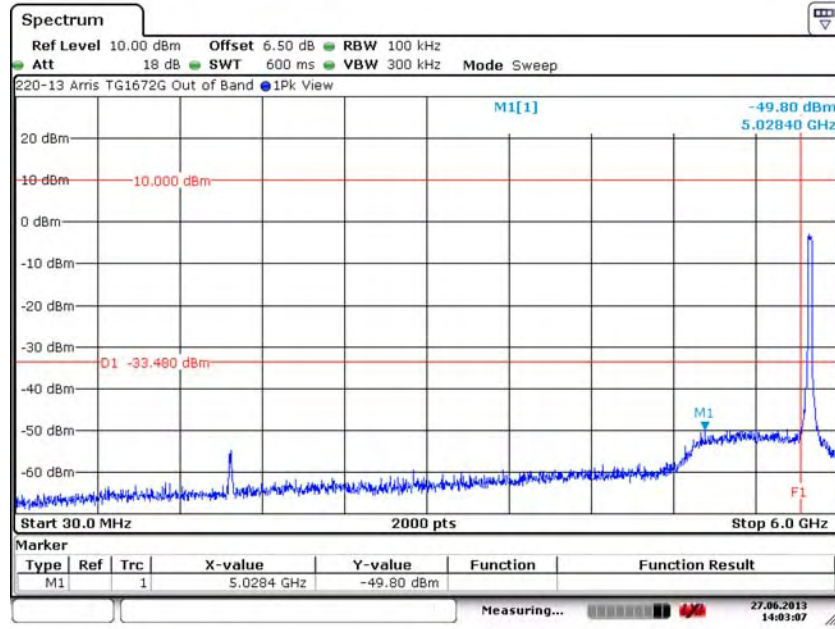
Date: 25. JUN. 2013 15:53:28

7. Measurement Data (continued)

7.7. Band Edge and Out of Band Measurements (continued)

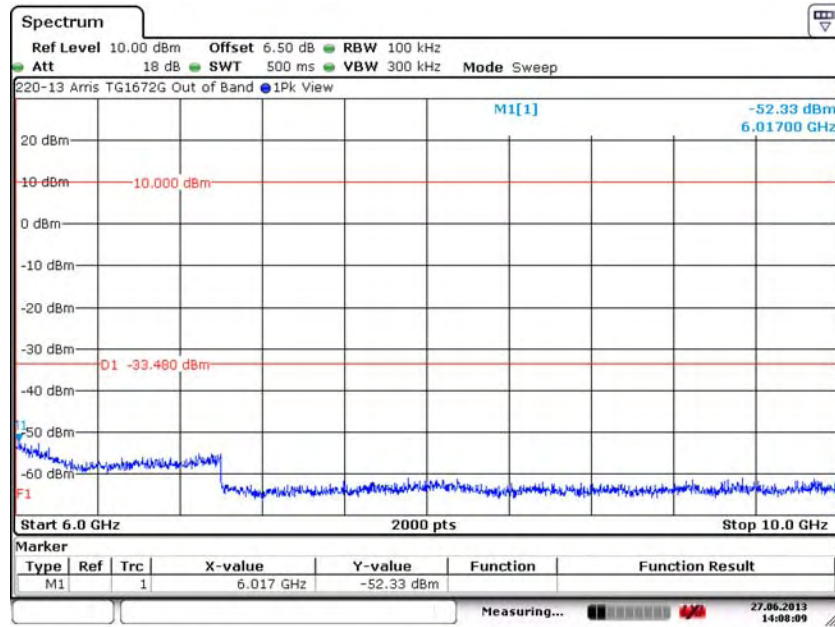
7.7.6. 5 GHz, HT40:

Out of Band, High Channel – 159, J5000, 30 MHz to 6 GHz



Date: 27. JUN. 2013 14:03:07

Out of Band, High Channel – 159, J5000, 6 GHz to 10 GHz



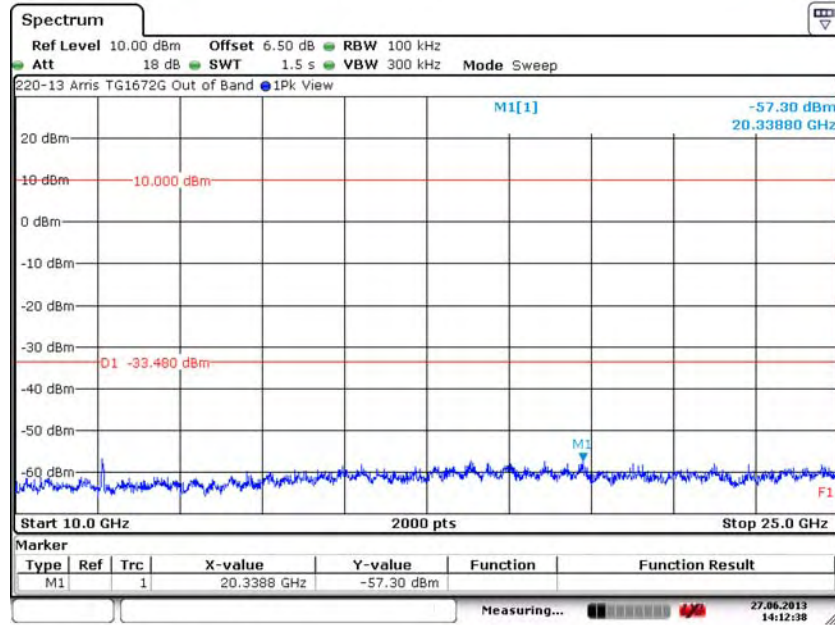
Date: 27. JUN. 2013 14:08:09

7. Measurement Data (continued)

7.7. Band Edge and Out of Band Measurements (continued)

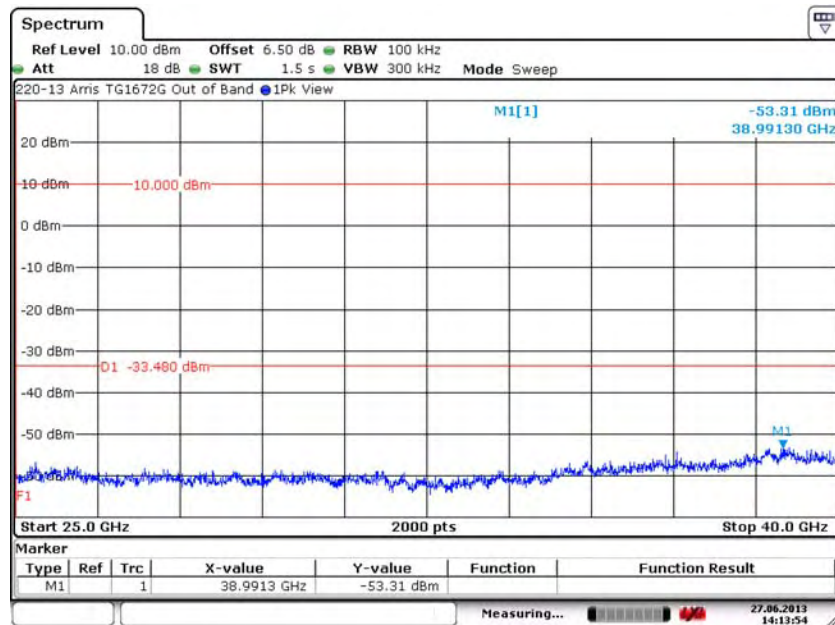
7.7.6. 5 GHz, HT40:

Out of Band, High Channel – 159, J5000, 10 GHz to 25 GHz



Date: 27.JUN.2013 14:12:38

Out of Band, High Channel – 159, J5000, 25 GHz to 40 GHz



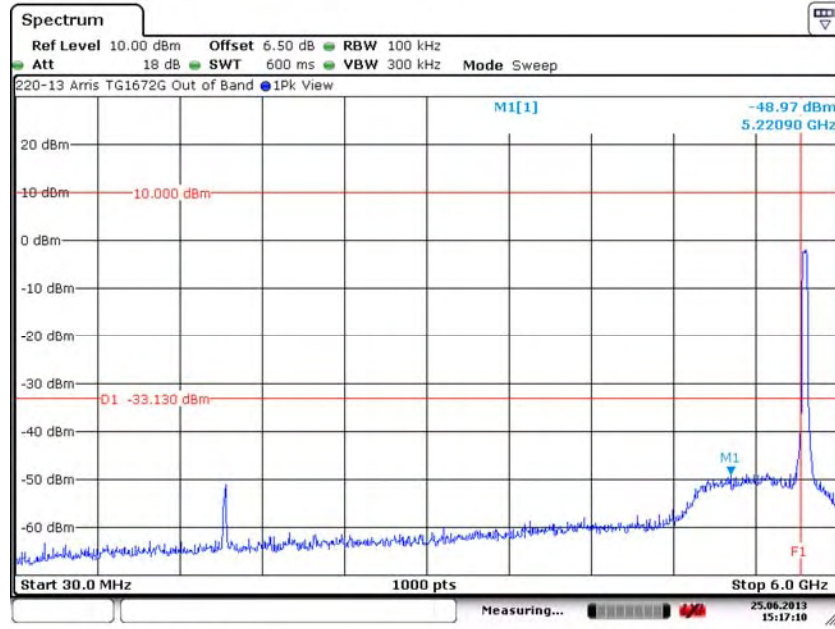
Date: 27.JUN.2013 14:13:54

7. Measurement Data (continued)

7.7. Band Edge and Out of Band Measurements (continued)

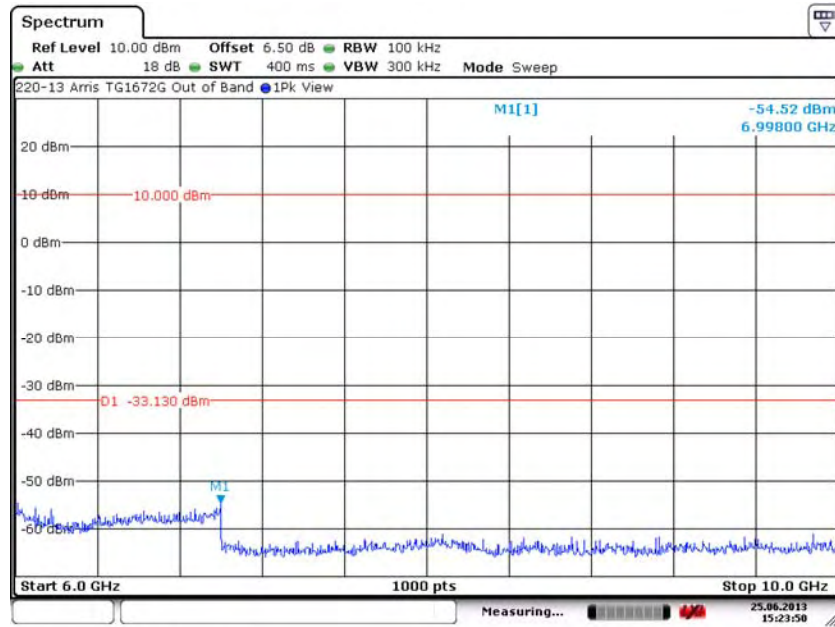
7.7.6. 5 GHz, HT40:

Out of Band, Low Channel – 151, J5001, 30 MHz to 6 GHz



Date: 25. JUN. 2013 15:17:10

Out of Band, Low Channel – 151, J5001, 6 GHz to 10 GHz



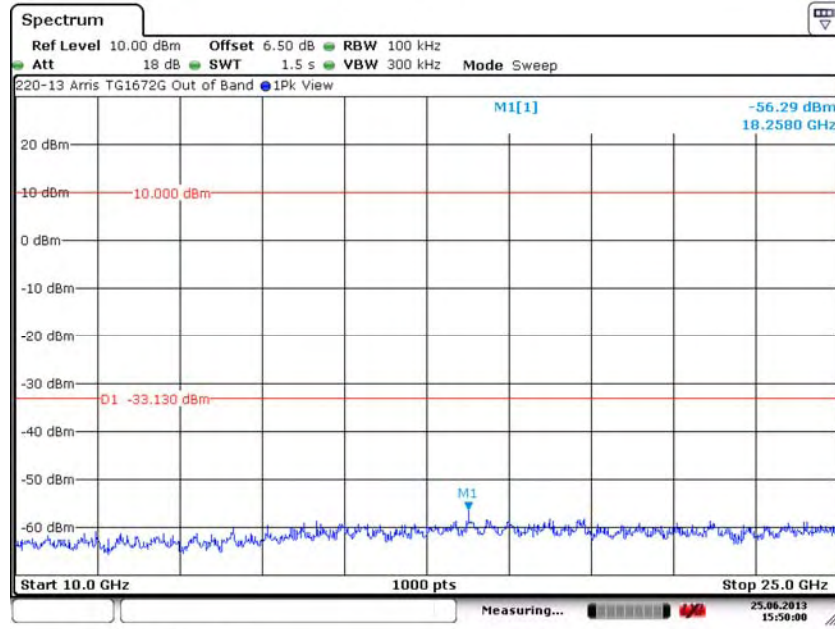
Date: 25. JUN. 2013 15:23:50

7. Measurement Data (continued)

7.7. Band Edge and Out of Band Measurements (continued)

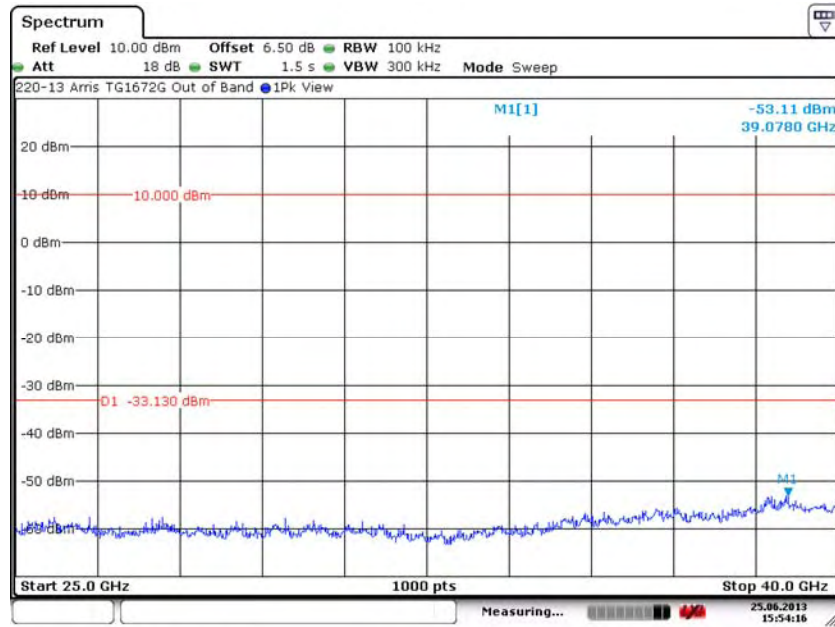
7.7.6. 5 GHz, HT40:

Out of Band, Low Channel – 151, J5001, 10 GHz to 25 GHz



Date: 25. JUN. 2013 15:49:59

Out of Band, Low Channel – 151, J5001, 25 GHz to 40 GHz



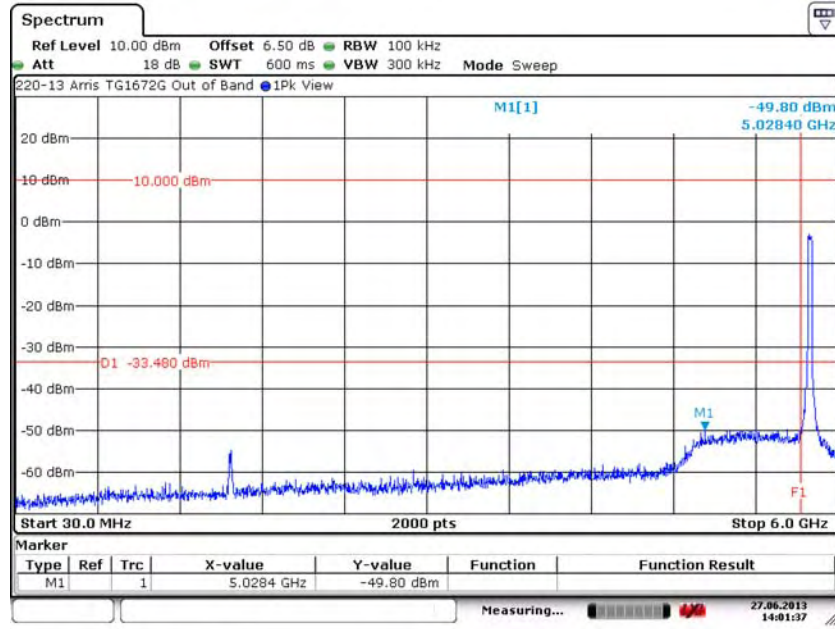
Date: 25. JUN. 2013 15:54:16

7. Measurement Data (continued)

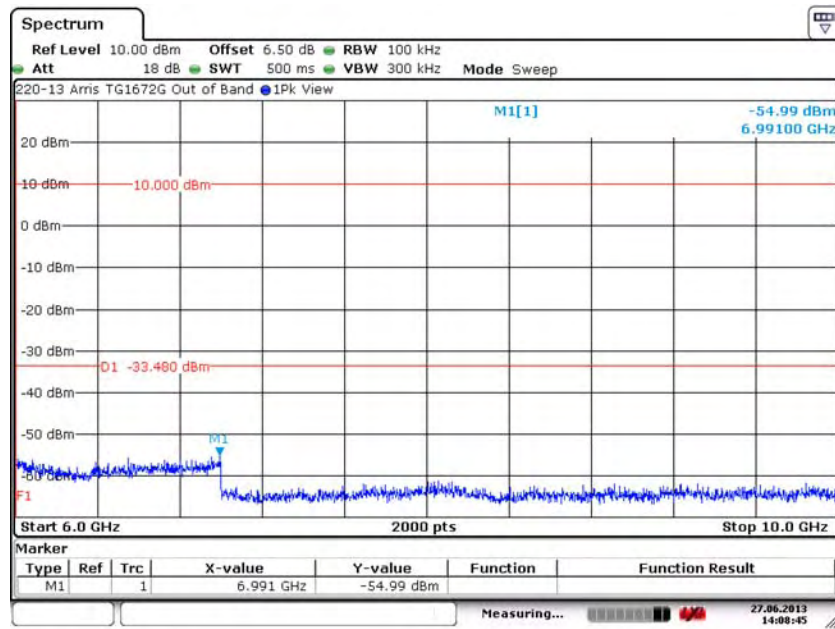
7.7. Band Edge and Out of Band Measurements (continued)

7.7.6. 5 GHz, HT40:

Out of Band, High Channel – 159, J5001, 30 MHz to 6 GHz



Out of Band, High Channel – 159, J5001, 6 GHz to 10 GHz

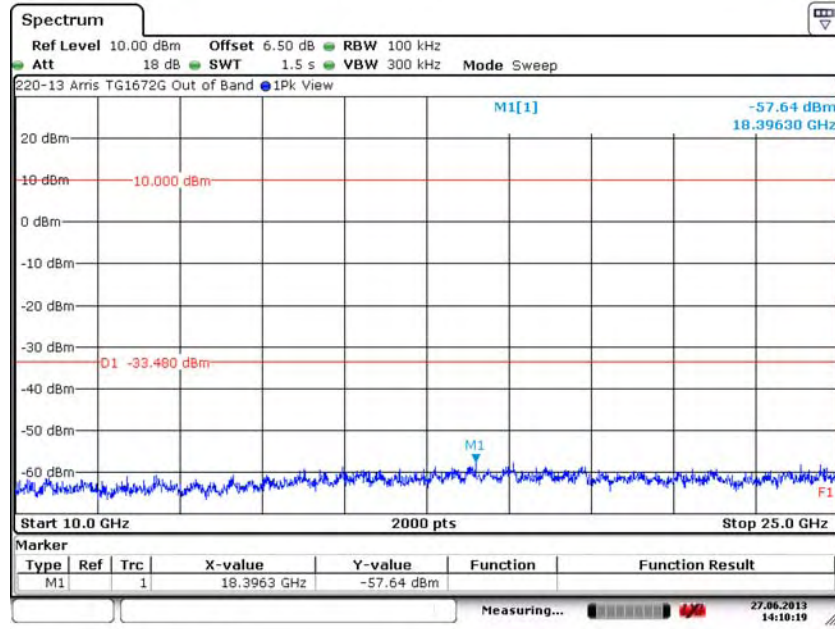


7. Measurement Data (continued)

7.7. Band Edge and Out of Band Measurements (continued)

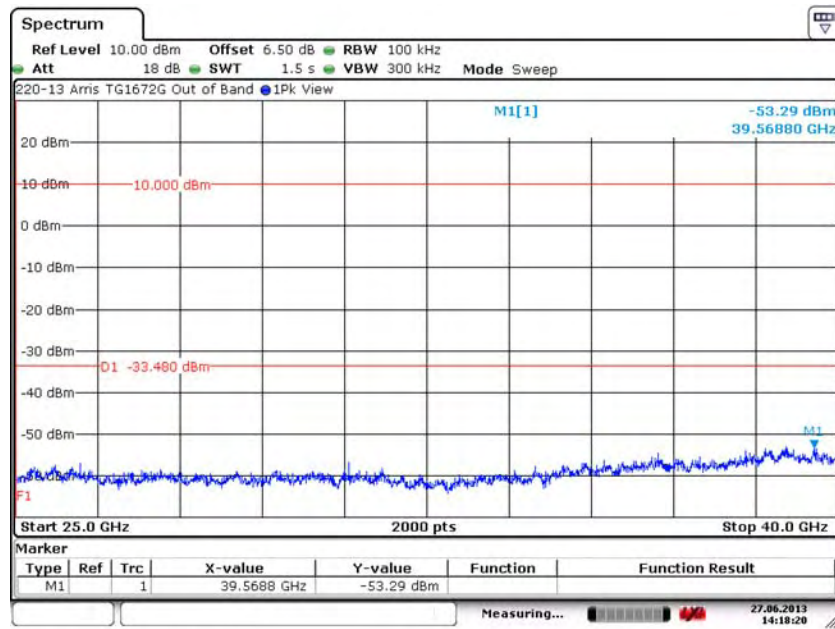
7.7.6. 5 GHz, HT40:

Out of Band, High Channel – 159, J5001, 10 GHz to 25 GHz



Date: 27.JUN.2013 14:10:19

Out of Band, High Channel – 159, J5001, 25 GHz to 40 GHz



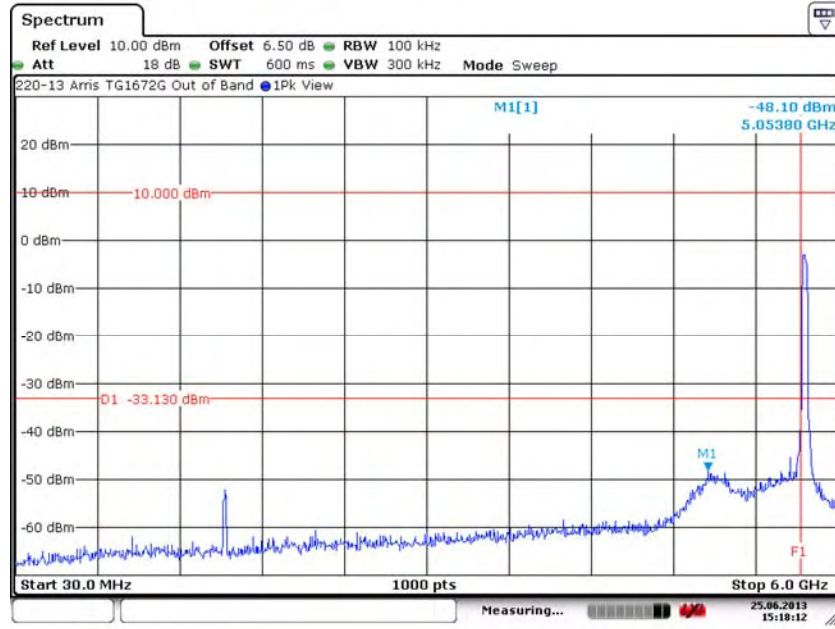
Date: 27.JUN.2013 14:18:20

7. Measurement Data (continued)

7.7. Band Edge and Out of Band Measurements (continued)

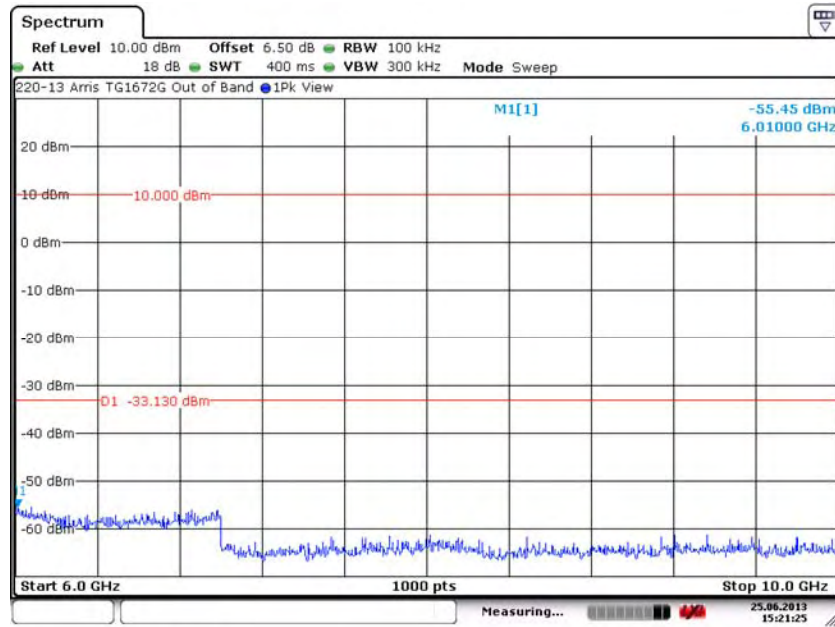
7.7.6. 5 GHz, HT40:

Out of Band, Low Channel – 151, J5002, 30 MHz to 6 GHz



Date: 25. JUN. 2013 15:18:11

Out of Band, Low Channel – 151, J5002, 6 GHz to 10 GHz



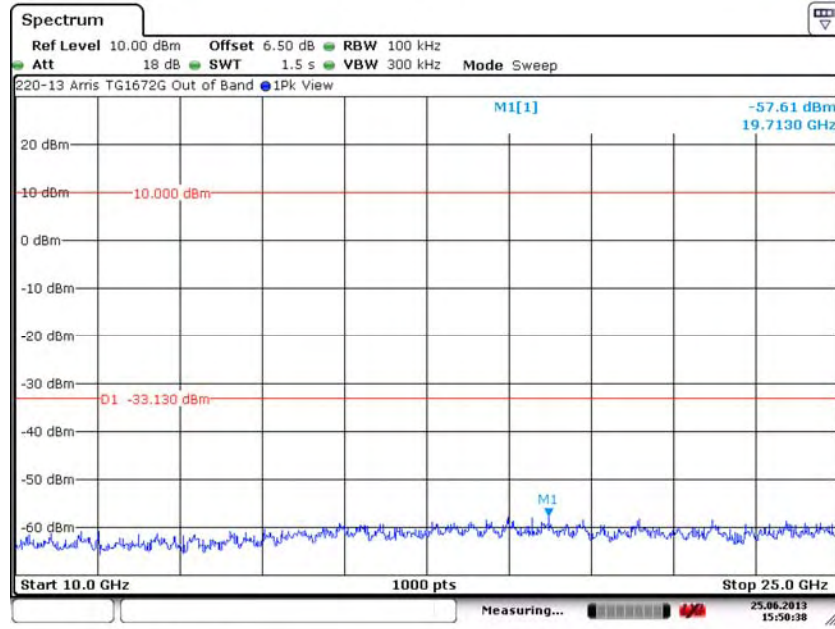
Date: 25. JUN. 2013 15:21:25

7. Measurement Data (continued)

7.7. Band Edge and Out of Band Measurements (continued)

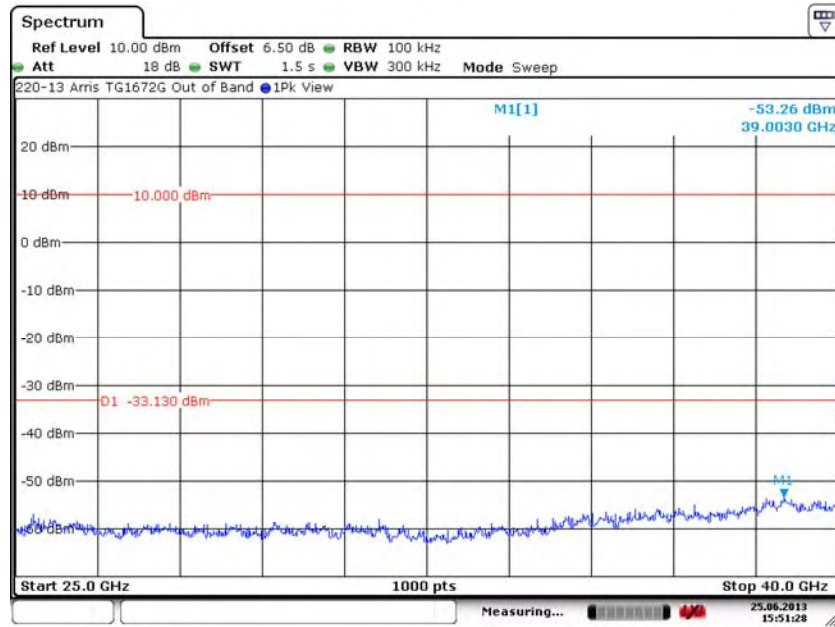
7.7.6. 5 GHz, HT40:

Out of Band, Low Channel – 151, J5002, 10 GHz to 25 GHz



Date: 25. JUN. 2013 15:50:37

Out of Band, Low Channel – 151, J5002, 25 GHz to 40 GHz



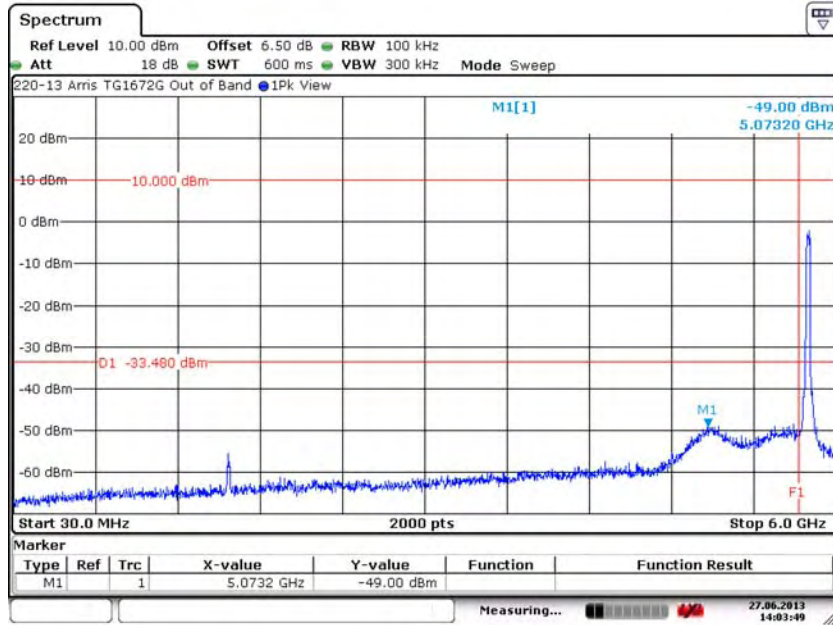
Date: 25. JUN. 2013 15:51:27

7. Measurement Data (continued)

7.7. Band Edge and Out of Band Measurements (continued)

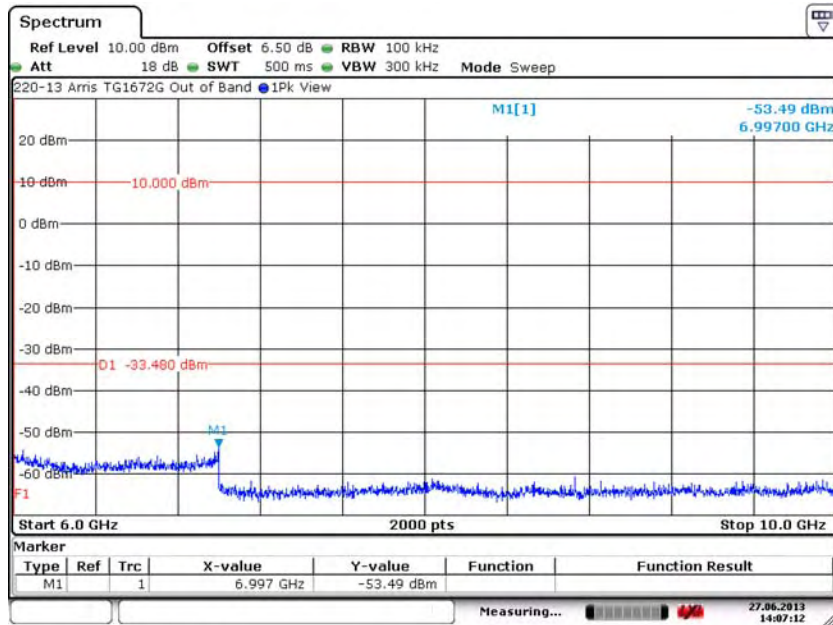
7.7.6. 5 GHz, HT40:

Out of Band, High Channel – 159, J5002, 30 MHz to 6 GHz



Date: 27. JUN. 2013 14:03:49

Out of Band, High Channel – 159, J5002, 6 GHz to 10 GHz



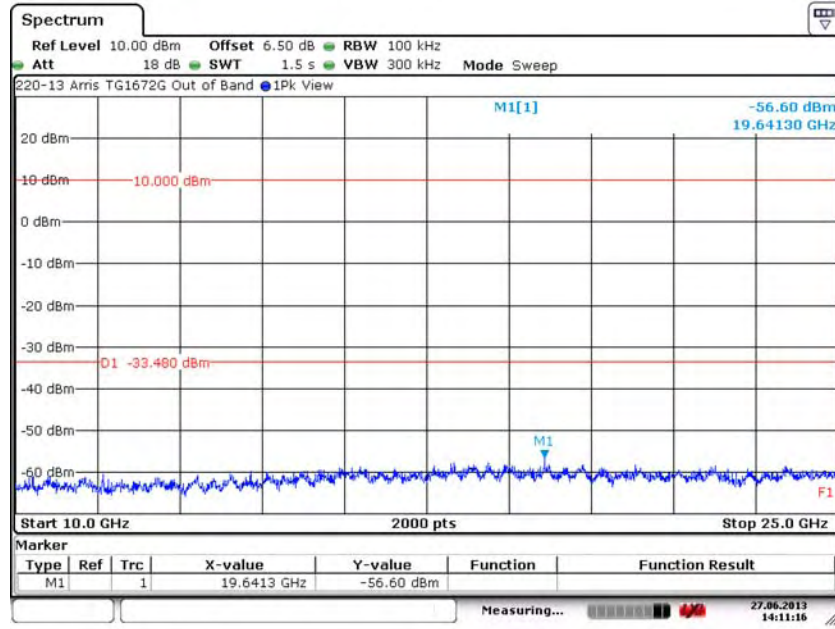
Date: 27. JUN. 2013 14:07:12

7. Measurement Data (continued)

7.7. Band Edge and Out of Band Measurements (continued)

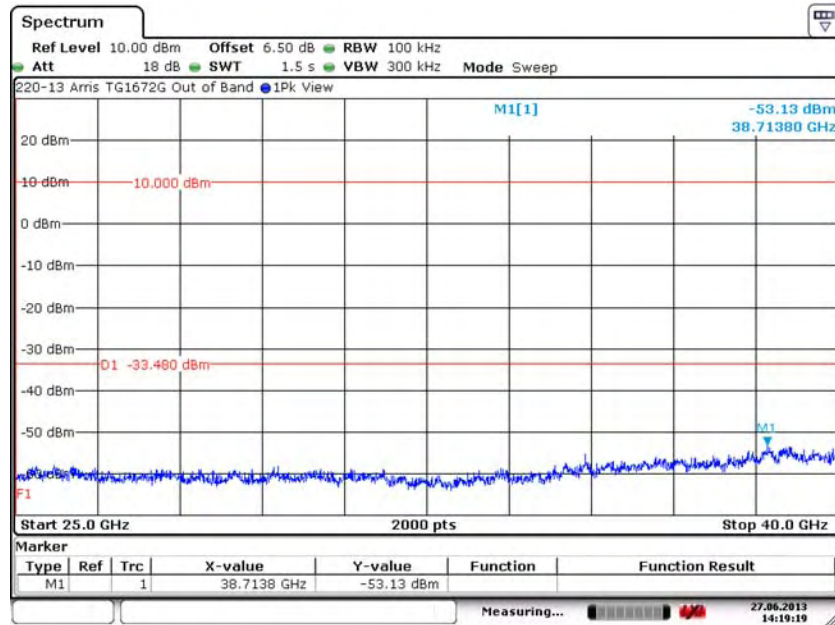
7.7.6. 5 GHz, HT40:

Out of Band, High Channel – 159, J5002, 10 GHz to 25 GHz



Date: 27.JUN.2013 14:11:16

Out of Band, High Channel – 159, J5002, 25 GHz to 40 GHz



Date: 27.JUN.2013 14:19:19

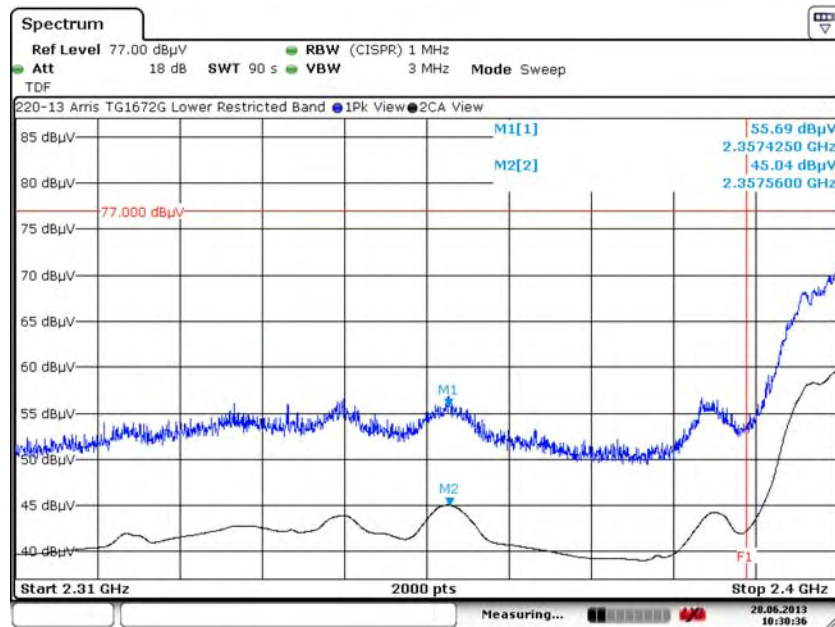
7. Measurement Data (continued)

7.7. Band Edge Measurements (continued)

Measurement Results – Lower Restricted Band (2310 to 2390 MHz)

Mode of Operation CH1	Freq. (MHz)	Field Strength (dB μ V/m)		Limit (dB μ V/m)		Margin (dB μ V/m)		Result
		Peak	Average	Peak	Average	Peak	Average	
802.11b	2357.56	55.69	45.04	74	54	-18.31	-8.96	Compliant
802.11g	2359.99	58.44	47.53	74	54	-15.56	-6.47	Compliant
HT20	2357.56	56.17	44.28	74	54	-17.83	-9.72	Compliant
HT40	2389.51	65.19	49.64	74	54	-8.81	-4.36	Compliant

7.7.7. 802.11b: Lower Restricted Band (2310 to 2390 MHz)

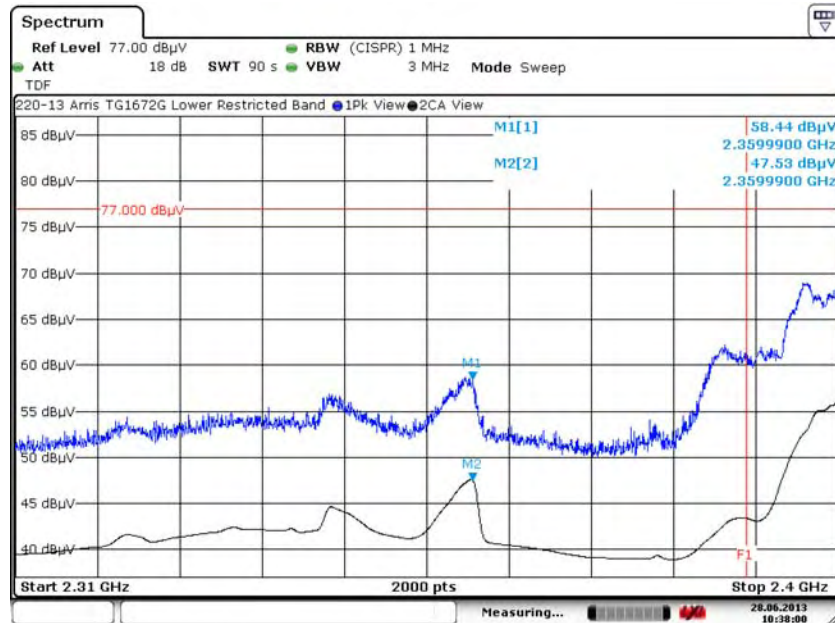


Date: 28.JUN.2013 10:30:36

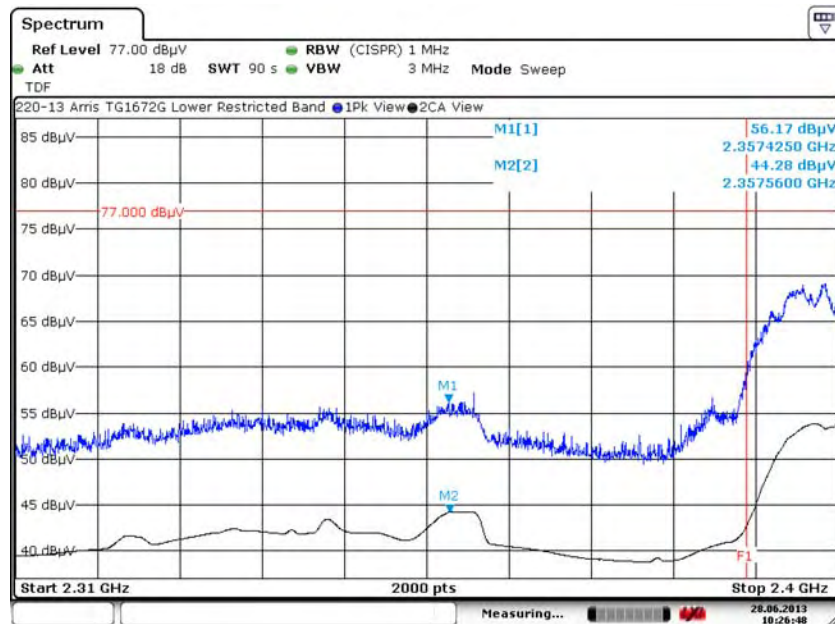
7. Measurement Data (continued)

7.7. Band Edge Measurements (continued)

7.7.8. 802.11g: Lower Restricted Band (2310 to 2390 MHz)



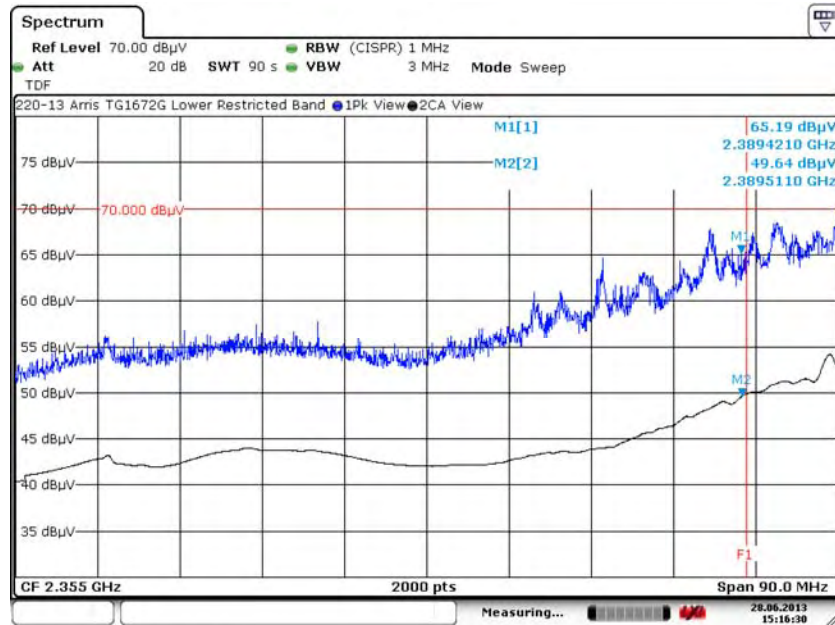
7.7.9. HT20: Lower Restricted, Band (2310 to 2390 MHz)



7. Measurement Data (continued)

7.7. Band Edge Measurements (continued)

7.7.10. HT40: Lower Restricted Band (2310 to 2390 MHz)



Date: 28 JUN 2013 15:16:30

7. Measurement Data (continued)

7.7. Band Edge Measurements (continued)

Measurement Results – Upper Band Edge & Worst Case Out of Band – 2.4 GHz

Note: The 2.4 GHz upper band edge measurements were made as field strength offset measurements. An offset requirement of -30 dBc was used because average (RMS) values were used for the maximum peak conducted output power measurements in accordance with FCC Part 15.247 (b) (3).

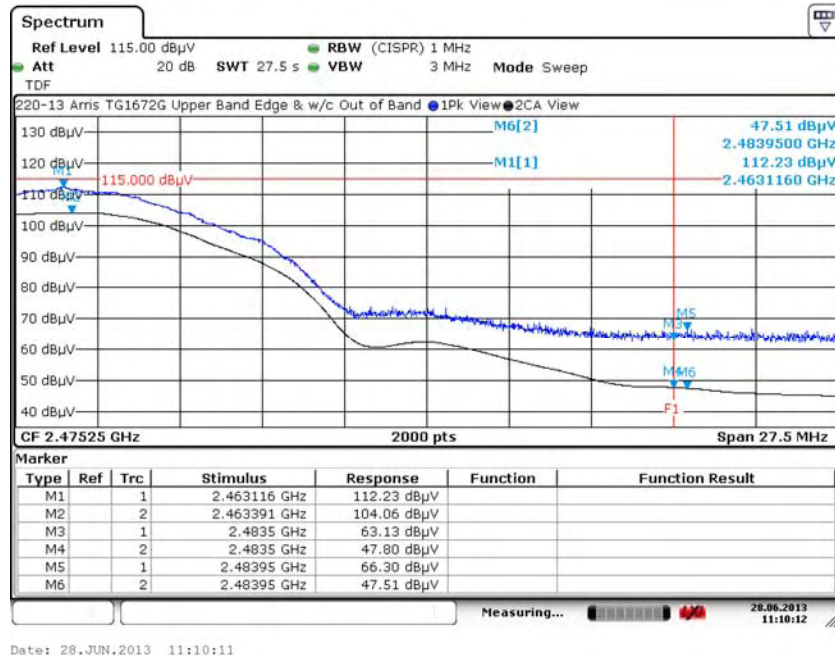
Upper Band Edge

Mode of Operation	Freq. (MHz)	Field Strength (dBµV/m)		Limit (dBµV/m)		Margin (dBµV/m)		Result
		Peak	Average	Peak	Average	Peak	Average	
802.11b	2483.50	63.13	47.51	74	54	-10.87	-6.49	Compliant
802.11g		56.30	45.15	74	54	-17.70	-8.85	Compliant
HT20		60.11	46.34	74	54	-13.89	-7.66	Compliant
HT40		63.01	50.07	74	54	-10.99	-3.93	Compliant

Worst Case Out of Band

Mode of Operation	Freq. (MHz)	Field Strength (dBµV/m)		Limit (dBµV/m)		Margin (dBµV/m)		Result
		Peak	Average	Peak	Average	Peak	Average	
802.11b	2483.950	66.30	47.51	74	54	-7.70	-6.49	Compliant
802.11g	2484.046	56.97	44.80	74	54	-17.03	-9.20	Compliant
HT20	2484.046	59.62	46.05	74	54	-14.38	-7.95	Compliant
HT40	2484.046	61.70	49.86	74	54	-12.30	-4.14	Compliant

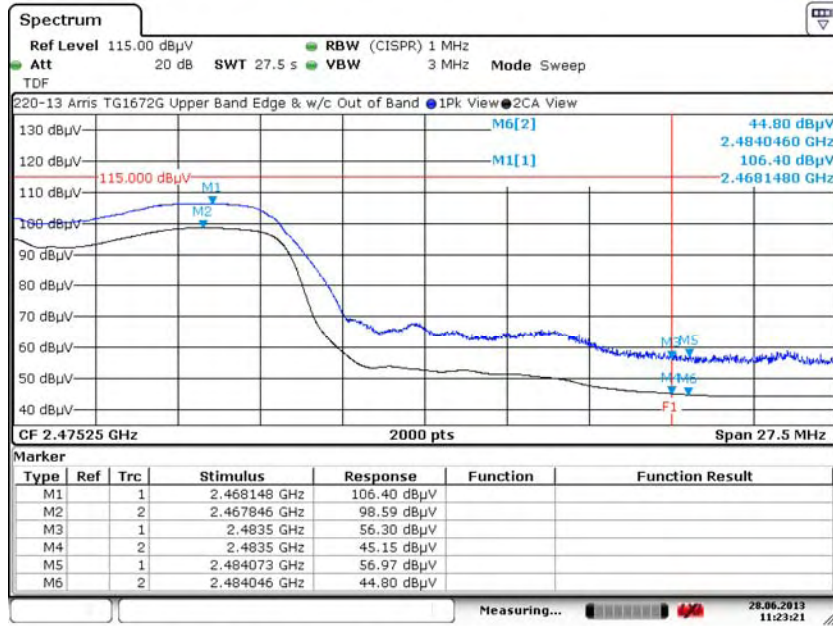
7.7.11. Measurement Results – Upper Band Edge and Restricted Band, 802.11/b



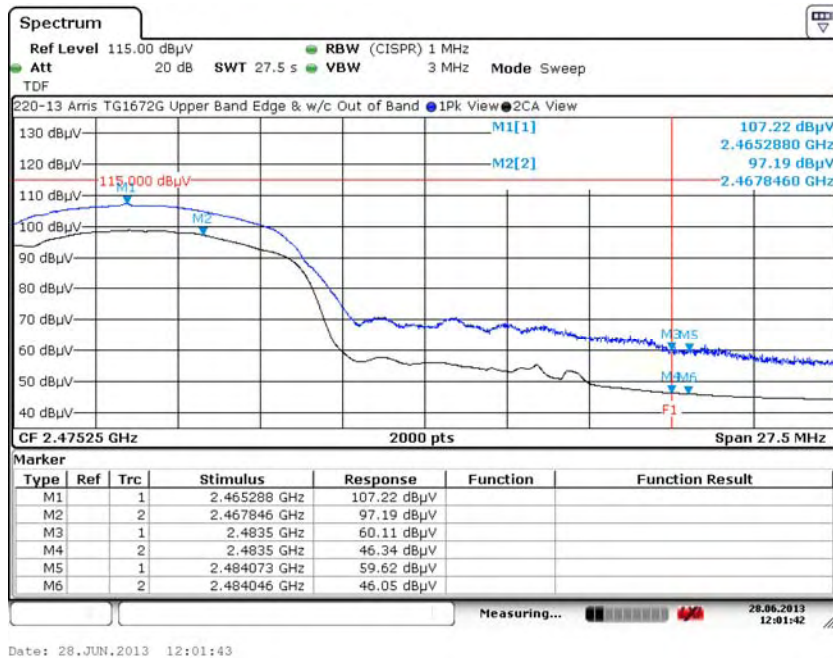
7. Measurement Data (continued)

7.7. Band Edge Measurements (continued)

7.7.12. Measurement Results – Upper Band Edge and Restricted Band, 802.11/g



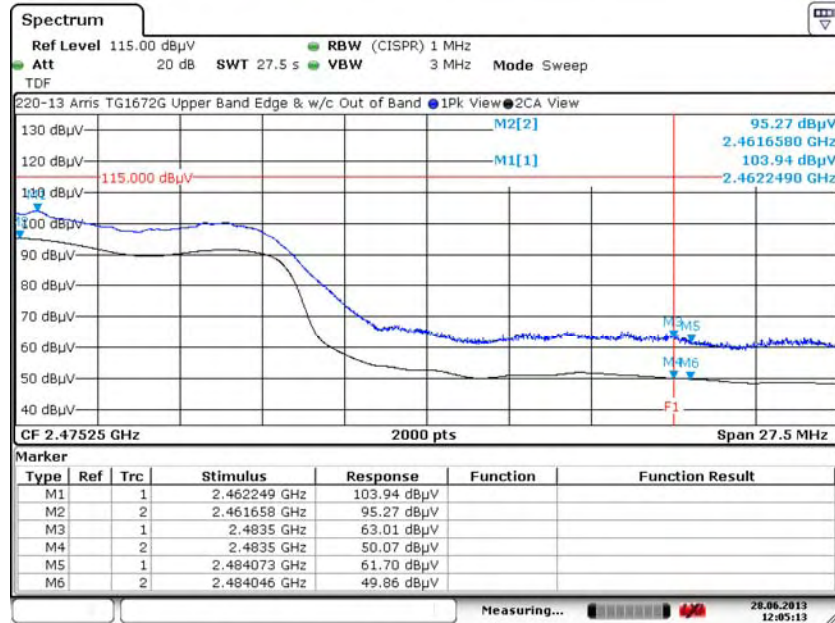
7.7.13. Measurement Results – Upper Band Edge and Restricted Band, HT20



7. Measurement Data (continued)

7.7. Band Edge Measurements (continued)

7.7.14. Measurement Results – Upper Band Edge and Restricted Band, HT40



Date: 28 JUN 2013 12:05:14

7. Measurement Data (continued)

7.8. Power Spectral Density (15.247(e))

Requirement: For digitally modulated systems, the power spectral density conducted from the intentional radiator to the antenna shall not be greater than 8 dBm in any 3 kHz band during any time interval of continuous transmission. This power spectral density shall be determined in accordance with the provisions of paragraph (b) of FCC Part 15.247. The same method of determining the conducted output power shall be used to determine the power spectral density.

Procedure: FCC OET publication number KDB 558074, Section 10: Maximum power spectral density level in the fundamental emission, specifically the procedure in Section 10.3. FCC OET KDB 662911 was referenced to determine the procedure for measuring in-band power spectral density of transmitters with multiple outputs in the same band.

Conclusion: The DUT passed the required power spectral density limit at the tested frequencies.

Measurement Results in 2400 MHz to 2483.5 MHz band

802.11b Mode Channel	Frequency (MHz)	Maximum Power Spectral Density (dBm)			Total Max Power Spectral Density (dBm)	Limit (dBm)	Result
		J2400	J2401	J2402			
	Low	2411.2867	-12.31	-12.99	-13.17	-8.04	
Middle	2436.2942	-12.51	-13.54	-13.16	-8.28	8.00	Compliant
High	2461.2942	-12.98	-13.95	-13.47	-8.68	8.00	Compliant

802.11h Mode Channel	Frequency (MHz)	Maximum Power Spectral Density (dBm)			Total Max Power Spectral Density (dBm)	Limit (dBm)	Result
		J2400	J2401	J2402			
	Low	2411.9992	-12.00	-12.62	-22.32	-9.08	
Middle	2436.9992	-11.53	-12.42	-20.47	-8.65	8.00	Compliant
High	2461.9992	-12.38	-13.10	-22.75	-9.50	8.00	Compliant

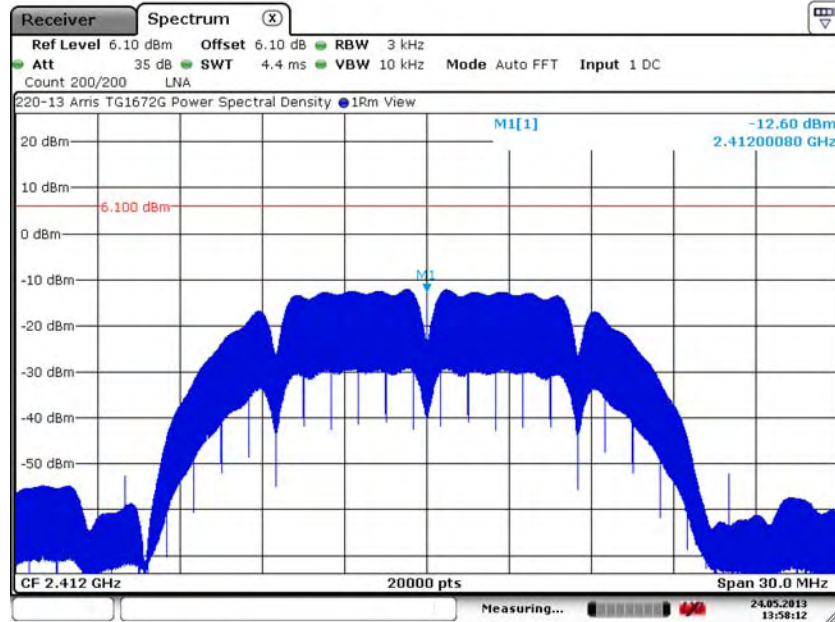
HT20 Mode Channel	Frequency (MHz)	Maximum Power Spectral Density (dBm)			Total Max Power Spectral Density (dBm)	Limit (dBm)	Result
		J2400	J2401	J2402			
	Low	2411.9992	-12.11	-12.66	-21.50	-9.11	
Middle	2436.9992	-11.64	-12.67	-21.33	-8.86	8.00	Compliant
High	2411.9992	-12.11	-13.36	-21.99	-9.43	8.00	Compliant

HT40 Mode Channel	Frequency (MHz)	Maximum Power Spectral Density (dBm)			Total Max Power Spectral Density (dBm)	Limit (dBm)	Result
		J2400	J2401	J2402			
	Low	2421.9987	-11.81	-12.81	-20.07	-8.92	
Middle	2436.9987	-11.78	-12.71	-19.72	-8.84	8.00	Compliant
High	2451.9987	-12.46	-12.98	-12.46	-7.85	8.00	Compliant

7. Measurement Data (continued)

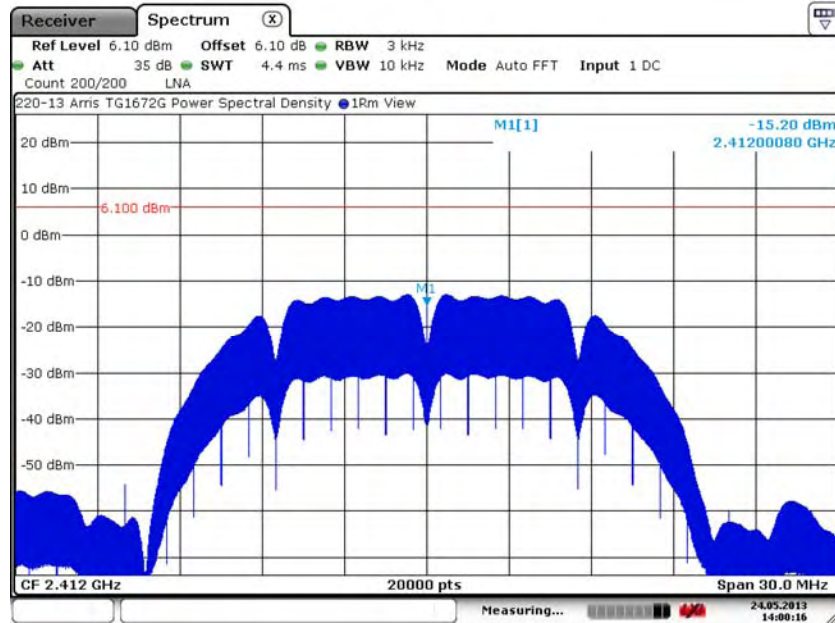
7.8. Power Spectral Density (15.247(e)) (continued)

7.8.1. 802.11b: Low Channel – 1, J2400



Date: 24.MAY.2013 13:58:12

7.8.2. 802.11b: Low Channel – 1, J2401

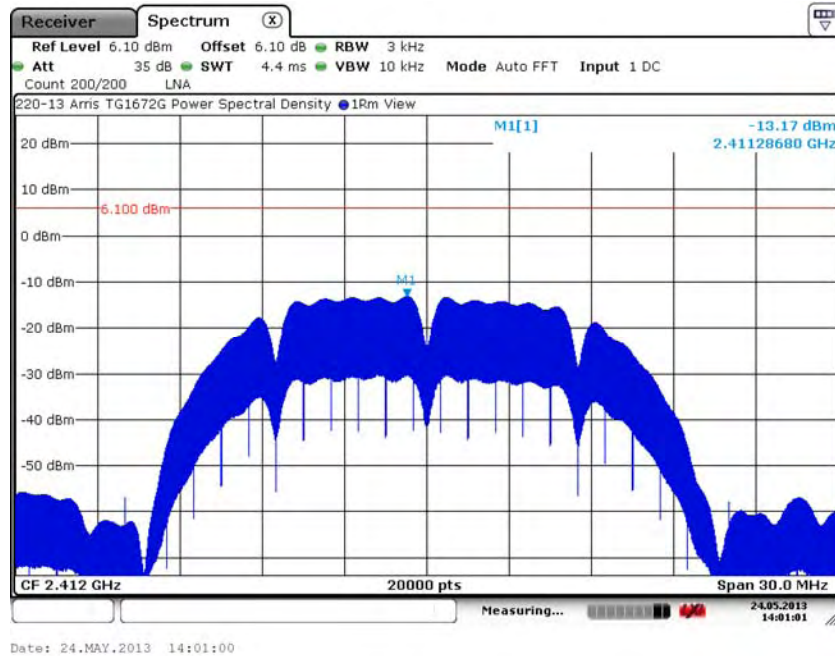


Date: 24.MAY.2013 14:00:16

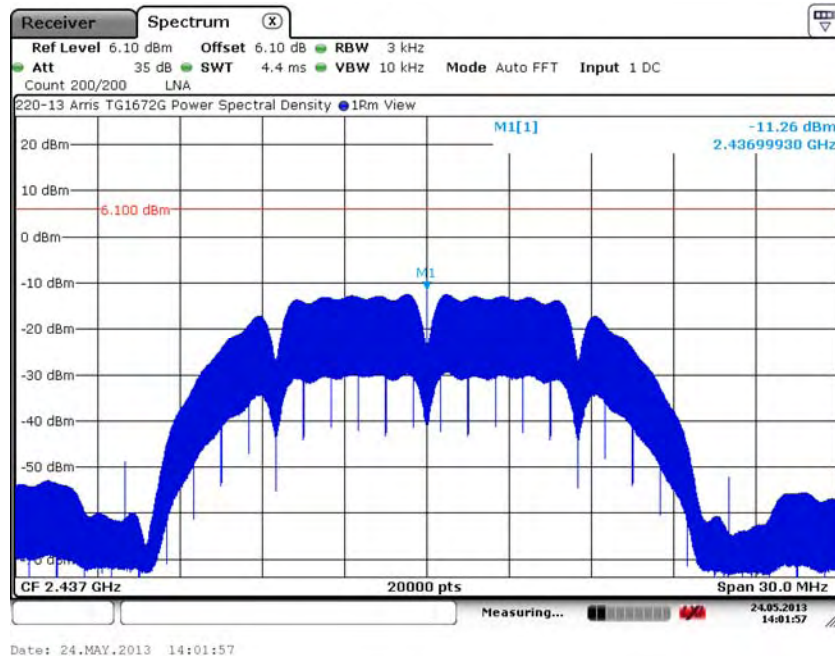
7. Measurement Data

7.8. Power Spectral Density (15.247(e)) (continued)

7.8.3. 802.11b: Low Channel – 1, J2402



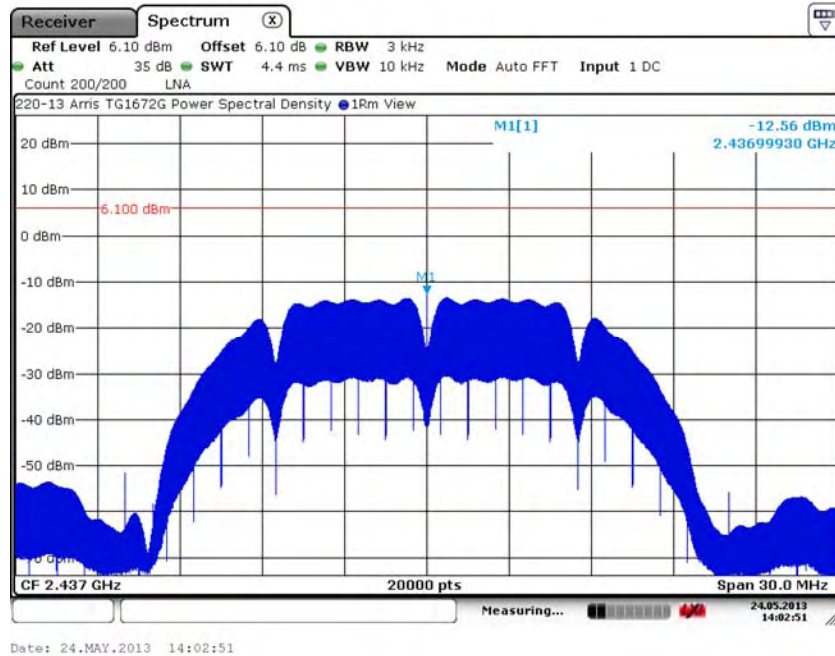
7.8.4. 802.11b: Middle Channel – 6, J2400



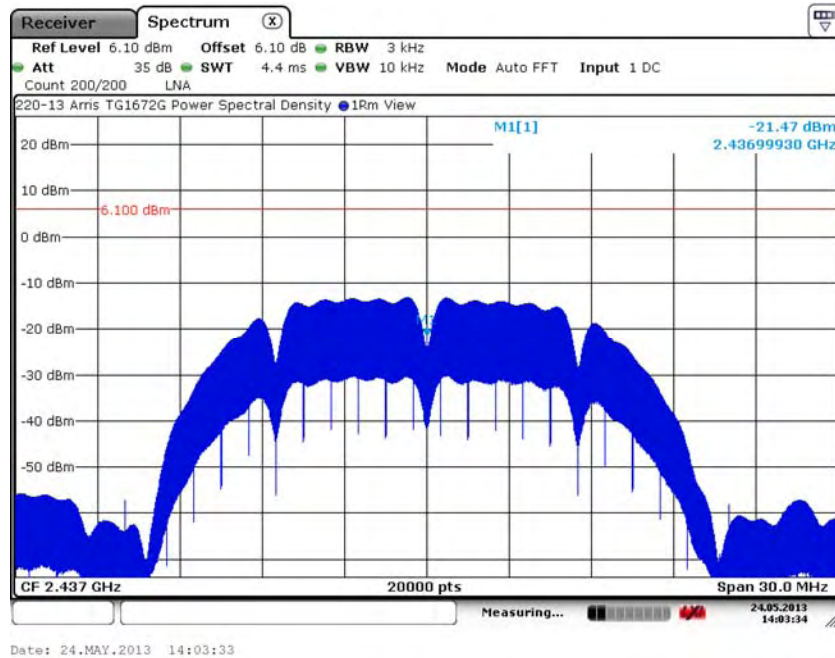
7. Measurement Data

7.8. Power Spectral Density (15.247(e)) (continued)

7.8.5. 802.11b: Middle Channel – 6, J2401



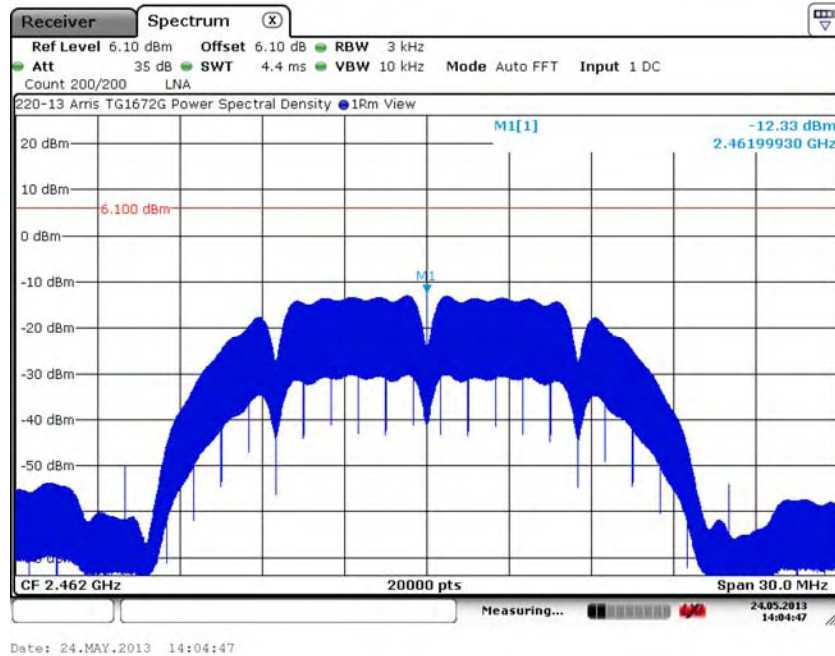
7.8.6. 802.11b: Middle Channel – 6, J2402



7. Measurement Data

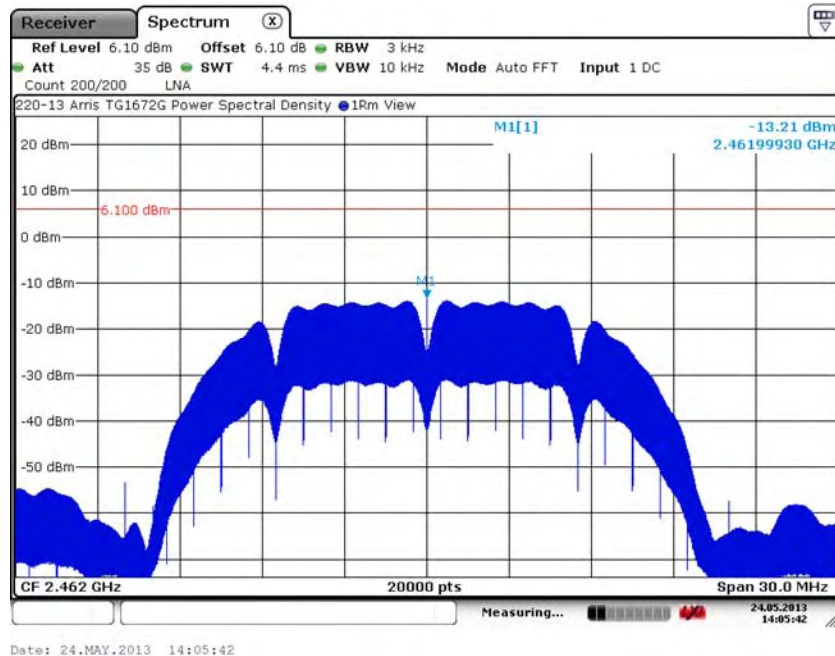
7.8. Power Spectral Density (15.247(e)) (continued)

7.8.7. 802.11b: High Channel – 11, J2400



Date: 24.MAY.2013 14:04:47

7.8.8. 802.11b: High Channel – 11, J2401

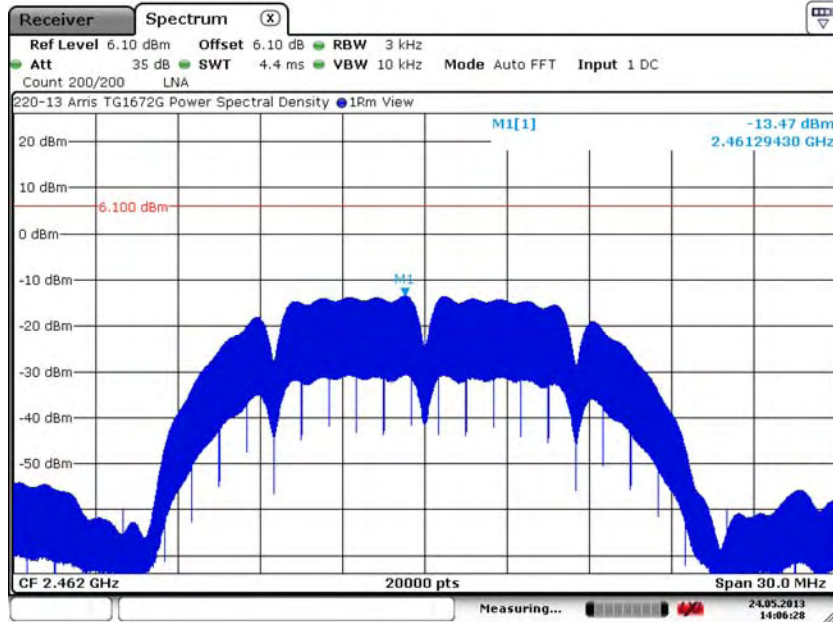


Date: 24.MAY.2013 14:05:42

7. Measurement Data

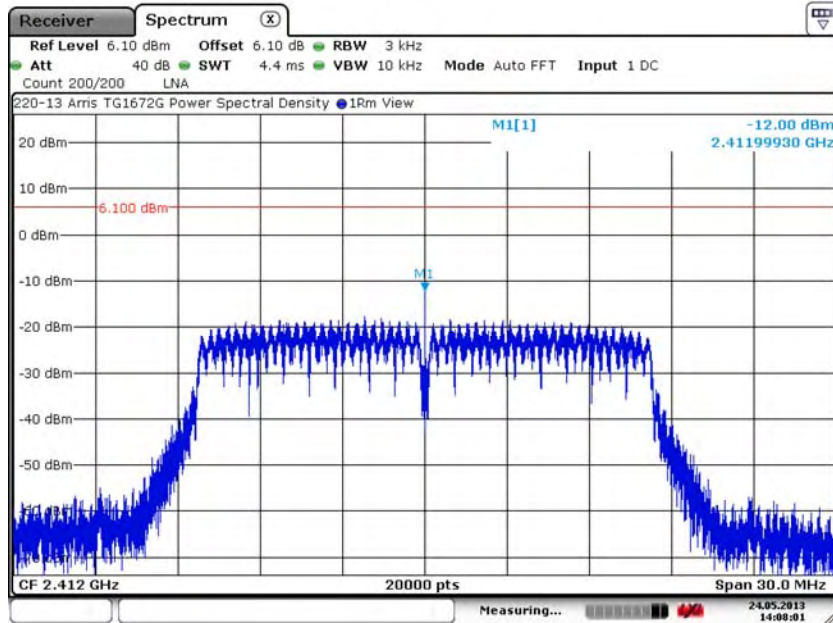
7.8. Power Spectral Density (15.247(e)) (continued)

7.8.9. 802.11b: High Channel – 11, J2402



Date: 24.MAY.2013 14:06:28

7.8.10. 802.11g: Low Channel – 1, J2400

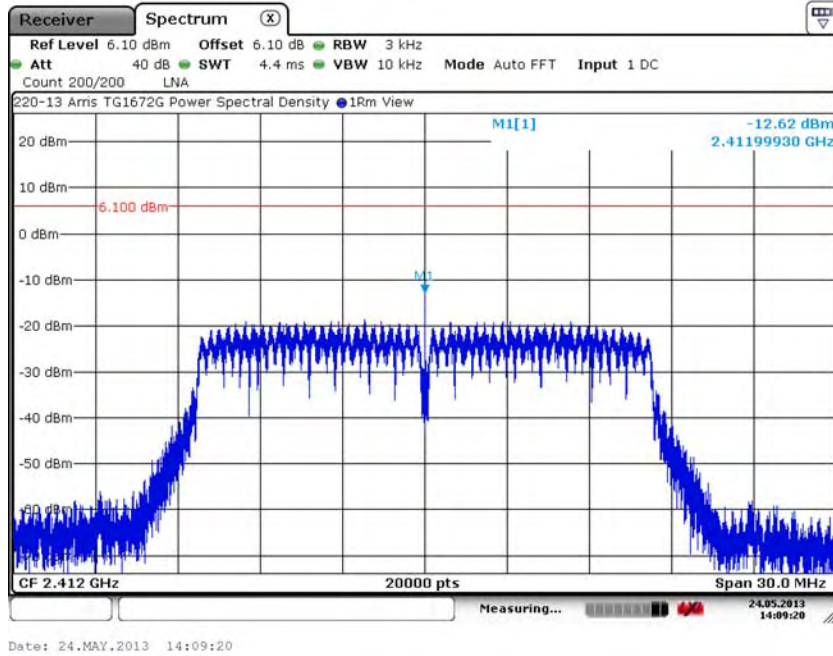


Date: 24.MAY.2013 14:08:01

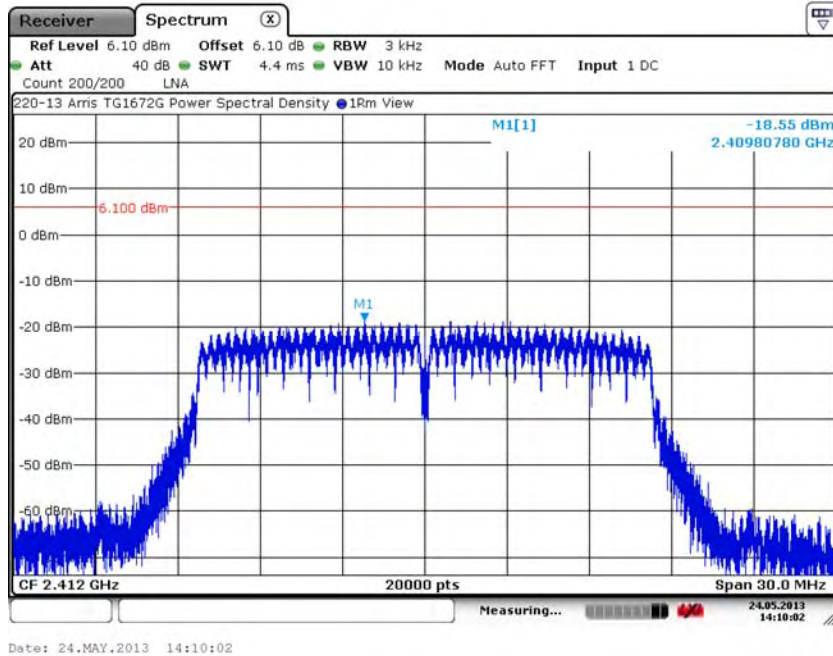
7. Measurement Data

7.8. Power Spectral Density (15.247(e)) (continued)

7.8.11. 802.11g: Low Channel – 1, J2401



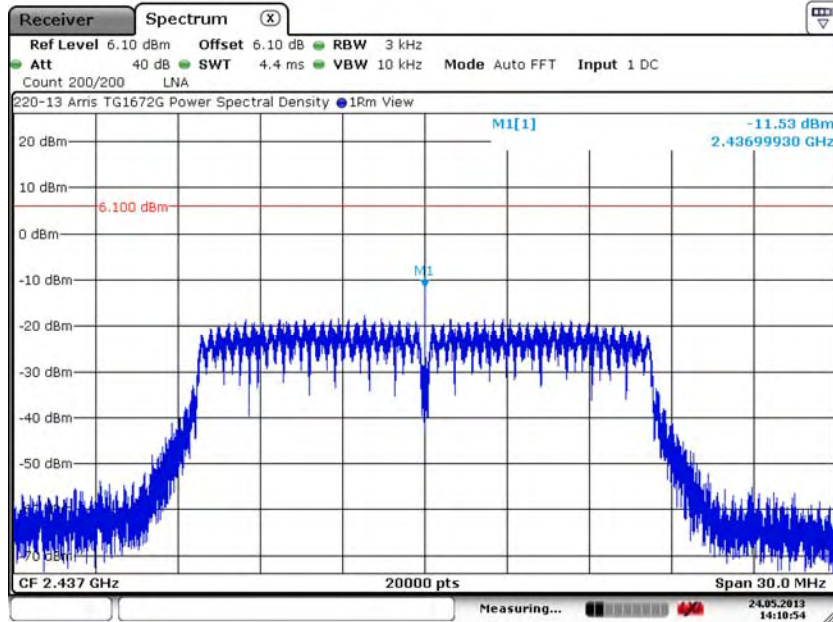
7.8.12. 802.11g: Low Channel – 1, J2402



7. Measurement Data

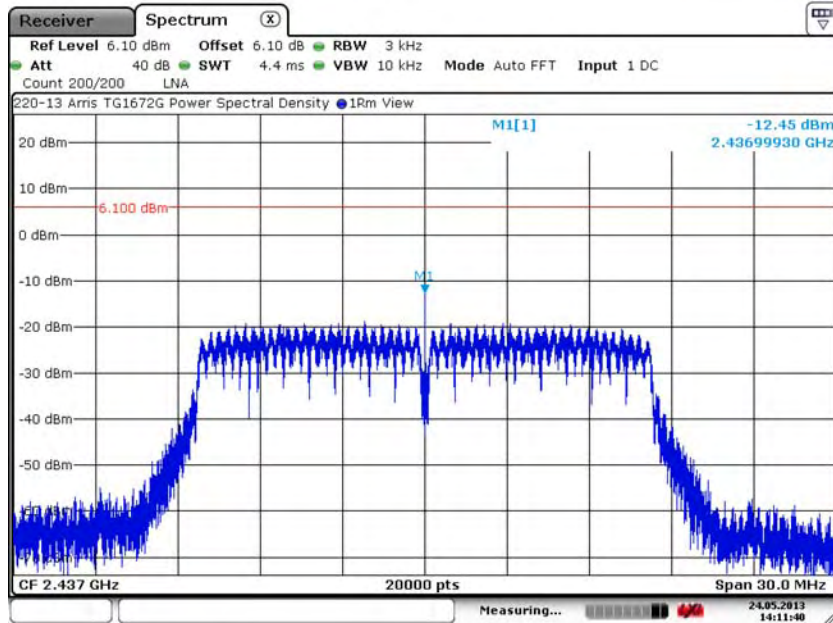
7.8. Power Spectral Density (15.247(e)) (continued)

7.8.13. 802.11g: Middle Channel – 6, J2400



Date: 24.MAY.2013 14:10:54

7.8.14. 802.11g: Middle Channel – 6, J2401

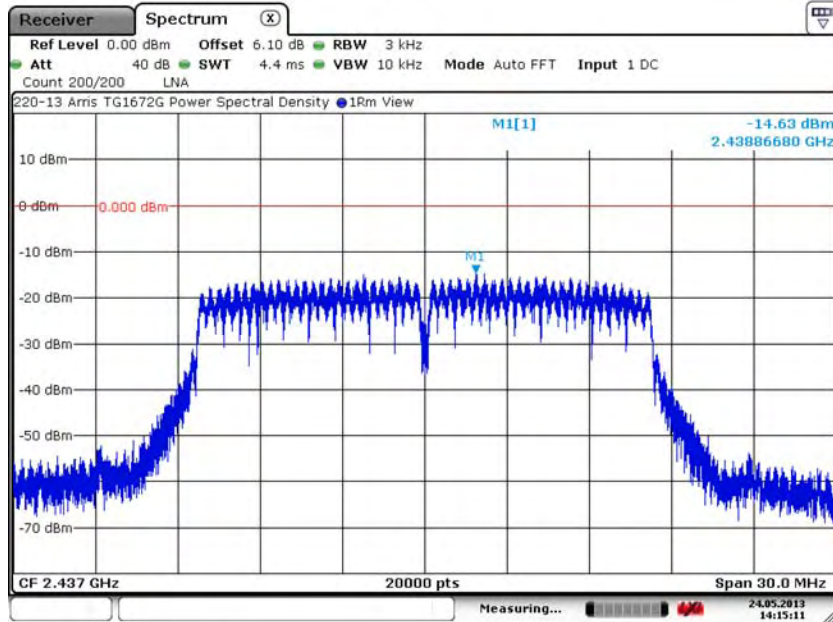


Date: 24.MAY.2013 14:11:40

7. Measurement Data

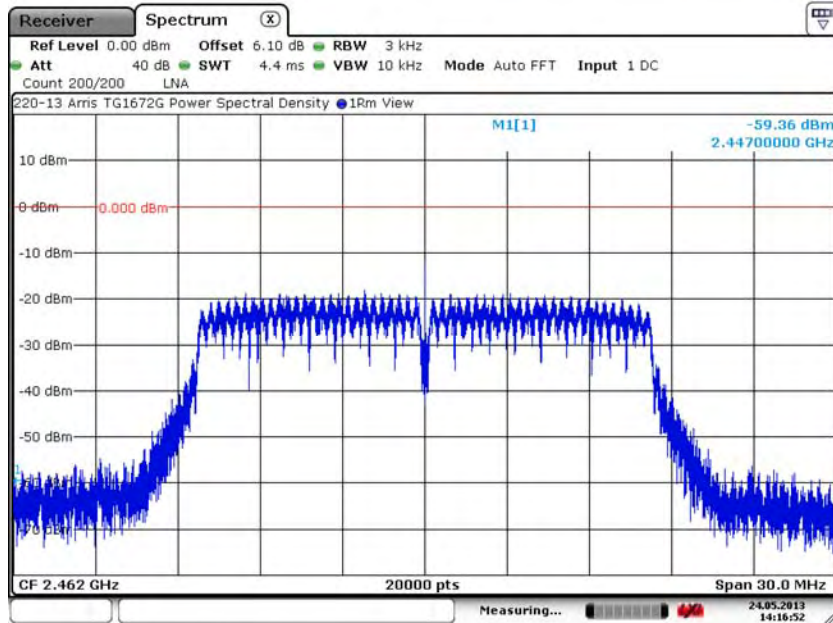
7.8. Power Spectral Density (15.247(e)) (continued)

7.8.15. 802.11g: Middle Channel – 6, J2402



Date: 24.MAY.2013 14:15:11

7.8.16. 802.11g: High Channel – 11, J2400

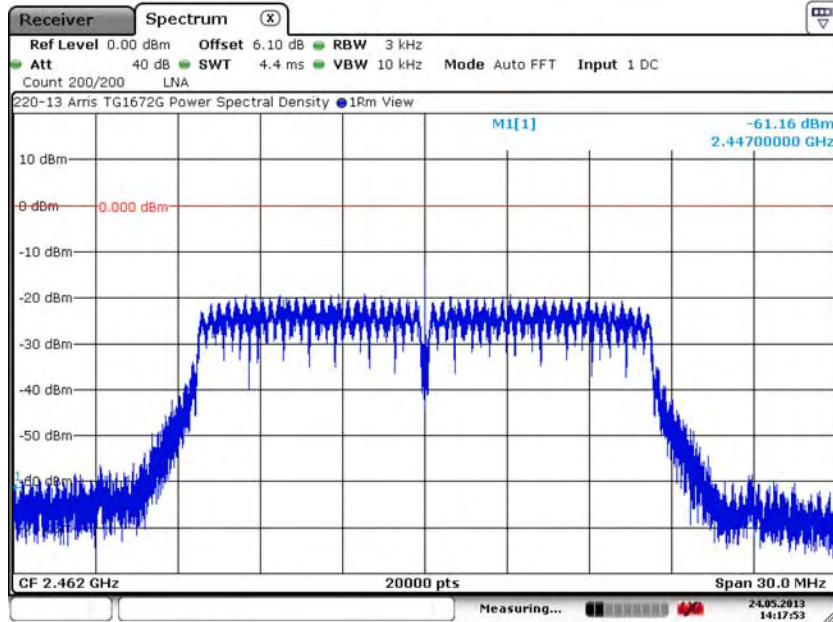


Date: 24.MAY.2013 14:16:51

7. Measurement Data

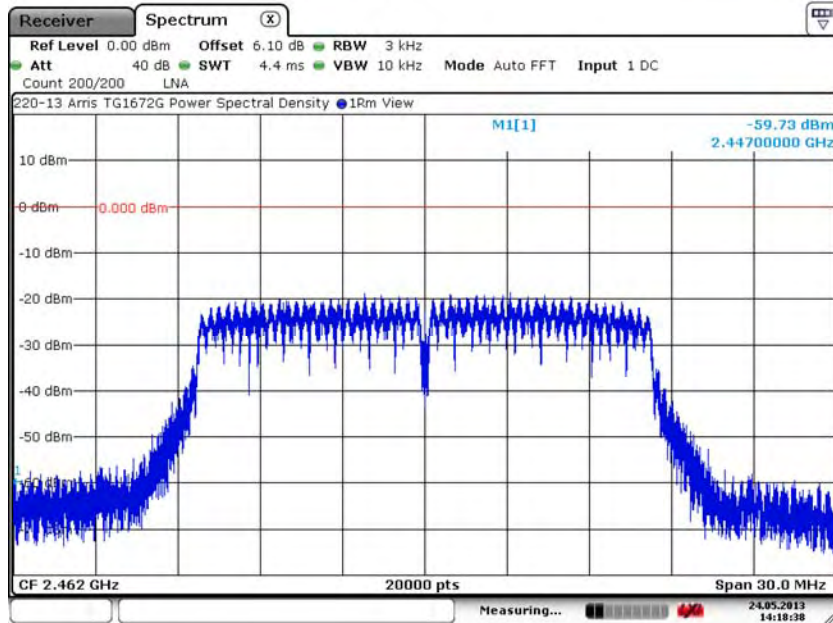
7.8. Power Spectral Density (15.247(e)) (continued)

7.8.17. 802.11g: High Channel – 11, J2401



Date: 24.MAY.2013 14:17:52

7.8.18. 802.11g: High Channel – 11, J2402

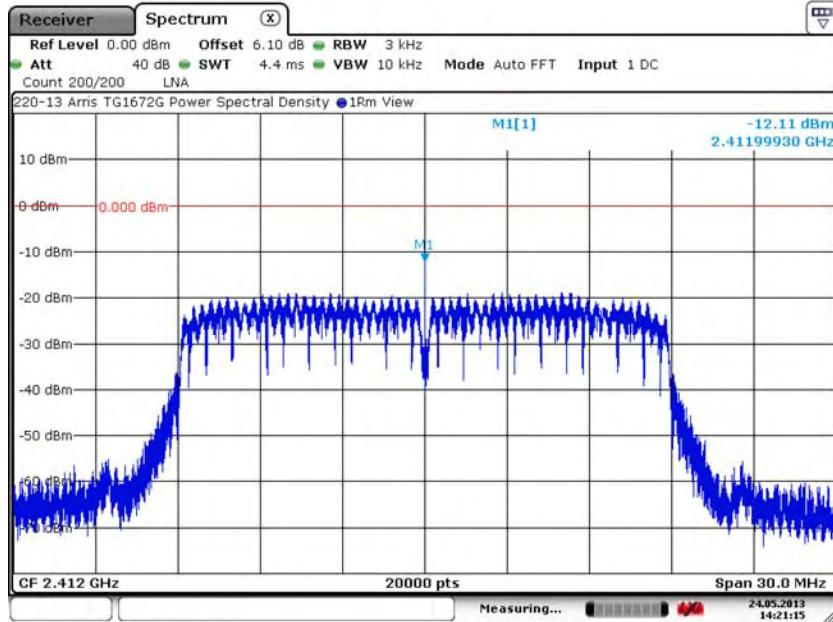


Date: 24.MAY.2013 14:18:38

7. Measurement Data

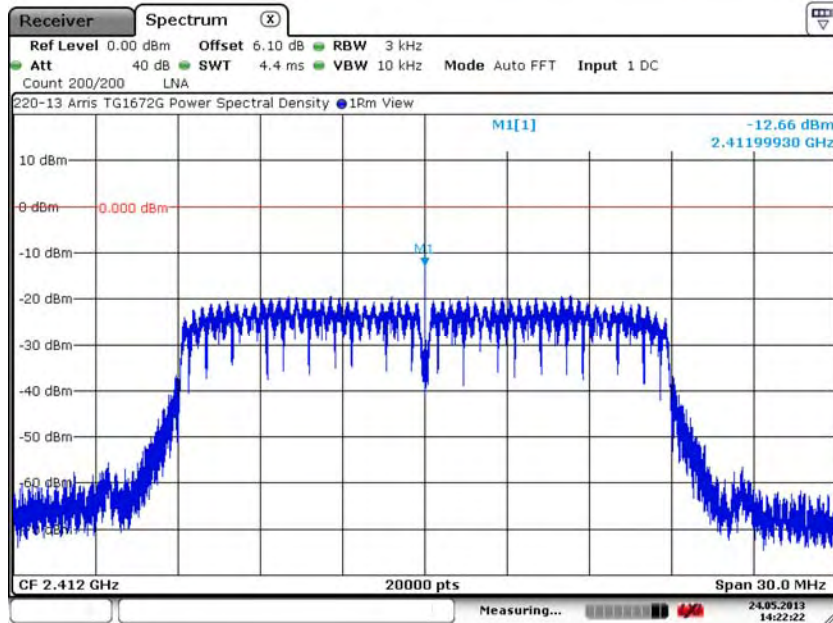
7.8. Power Spectral Density (15.247(e)) (continued)

7.8.19. HT20: Low Channel – 1, J2400



Date: 24.MAY.2013 14:21:15

7.8.20. HT20: Low Channel – 1, J2401



Date: 24.MAY.2013 14:22:21