




RADIO TEST REPORT

FCC ID : UIDNVG653UX
Equipment : 5G NR Fixed Wireless Router
Brand Name : ARRIS
Model Name : NVG653UX
Applicant : ARRIS
3871 Lakefield Drive Suite 300 SUWANEE Georgia
United States 30024
Manufacturer : ARRIS
3871 Lakefield Drive Suite 300 SUWANEE Georgia
United States 30024
Standard : 47 CFR FCC Part 15.247

The product was received on Sep. 12, 2022, and testing was started from Sep. 21, 2022 and completed on Oct. 31, 2022. We, Sporton International Inc. Hsinchu Laboratory, would like to declare that the tested sample has been evaluated in accordance with the procedures given in ANSI C63.10-2013 and shown compliance with the applicable technical standards.

The test results in this report apply exclusively to the tested model / sample. Without written approval of Sporton International Inc. Hsinchu Laboratory, the test report shall not be reproduced except in full.


Approved by: Sam Chen

Sporton International Inc. Hsinchu Laboratory
No.8, Ln. 724, Bo'ai St., Zhubei City, Hsinchu County 302010, Taiwan (R.O.C.)



Table of Contents

History of this test report.....3

Summary of Test Result.....4

1 General Description5

1.1 Information.....5

1.2 Applicable Standards9

1.3 Testing Location Information9

1.4 Measurement Uncertainty10

2 Test Configuration of EUT11

2.1 Test Channel Mode11

2.2 The Worst Case Measurement Configuration13

2.3 EUT Operation during Test14

2.4 Accessories15

2.5 Support Equipment.....15

2.6 Test Setup Diagram16

3 Transmitter Test Result18

3.1 AC Power-line Conducted Emissions18

3.2 DTS Bandwidth.....20

3.3 Maximum Conducted Output Power21

3.4 Power Spectral Density24

3.5 Emissions in Non-restricted Frequency Bands26

3.6 Emissions in Restricted Frequency Bands.....27

4 Test Equipment and Calibration Data31

Appendix A. Test Results of AC Power-line Conducted Emissions

Appendix B. Test Results of DTS Bandwidth

Appendix C. Test Results of Maximum Conducted Output Power

Appendix D. Test Results of Power Spectral Density

Appendix E. Test Results of Emissions in Non-restricted Frequency Bands

Appendix F. Test Results of Emissions in Restricted Frequency Bands

Appendix G. Test Results of Radiated Emission Co-location

Appendix H. Test Photos

Photographs of EUT v01



Summary of Test Result

Report Clause	Ref Std. Clause	Test Items	Result (PASS/FAIL)	Remark
1.1.2	15.203	Antenna Requirement	PASS	-
3.1	15.207	AC Power-line Conducted Emissions	PASS	-
3.2	15.247(a)	DTS Bandwidth	PASS	-
3.3	15.247(b)	Maximum Conducted Output Power	PASS	-
3.4	15.247(e)	Power Spectral Density	PASS	-
3.5	15.247(d)	Emissions in Non-restricted Frequency Bands	PASS	-
3.6	15.247(d)	Emissions in Restricted Frequency Bands	PASS	-

Note: Reference to Sporton Project No.: 282902.

Declaration of Conformity:

1. The test results with all measurement uncertainty excluded are presented in accordance with the regulation limits or requirements declared by manufacturers. It's means measurement values may risk exceeding the limit of regulation standards, if measurement uncertainty is include in test results.
2. The measurement uncertainty please refer to report "Measurement Uncertainty".

Comments and Explanations:

The declared of product specification for EUT presented in the report are provided by the manufacturer, and the manufacturer takes all the responsibilities for the accuracy of product specification.

Reviewed by: **Sam Chen**

Report Producer: **Wendy Pan**



1 General Description

1.1 Information

1.1.1 RF General Information

Frequency Range (MHz)	IEEE Std. 802.11	Ch. Frequency (MHz)	Channel Number
2400-2483.5	b, g, n (HT20), VHT20, ax (HEW20)	2412-2462	1-11 [11]
2400-2483.5	n (HT40), VHT40, ax (HEW40)	2422-2452	3-9 [7]

Band	Mode	BWch (MHz)	Nant
2.4-2.4835GHz	802.11b	20	4TX
2.4-2.4835GHz	802.11g	20	4TX
2.4-2.4835GHz	802.11n HT20	20	4TX
2.4-2.4835GHz	802.11n HT20-BF	20	4TX
2.4-2.4835GHz	VHT20	20	4TX
2.4-2.4835GHz	VHT20-BF	20	4TX
2.4-2.4835GHz	802.11ax HEW20	20	4TX
2.4-2.4835GHz	802.11ax HEW20-BF	20	4TX
2.4-2.4835GHz	802.11n HT40	40	4TX
2.4-2.4835GHz	802.11n HT40-BF	40	4TX
2.4-2.4835GHz	VHT40	40	4TX
2.4-2.4835GHz	VHT40-BF	40	4TX
2.4-2.4835GHz	802.11ax HEW40	40	4TX
2.4-2.4835GHz	802.11ax HEW40-BF	40	4TX

Note:

- ♦ 11b mode uses a combination of DSSS-DBPSK, DQPSK, CCK modulation.
- ♦ 11g, HT20 and HT40 use a combination of OFDM-BPSK, QPSK, 16QAM, 64QAM modulation.
- ♦ VHT20, VHT40 use a combination of OFDM-BPSK, QPSK, 16QAM, 64QAM, 256QAM, 1024QAM modulation.
- ♦ HEW20, HEW40 use a combination of OFDMA-BPSK, QPSK, 16QAM, 64QAM, 256QAM, 1024QAM modulation.
- ♦ BWch is the nominal channel bandwidth.



1.1.2 Antenna Information

Ant.	Port	Brand Name	Model Name	Antenna Type	Connector	Support	Gain (dBi)
1	-	Lynwave	ALX22P-011AA1-00	Dipole	I-Pex	WWAN (617-960)(1710-2690)MHz	4.9
2	-	Lynwave	ALX22P-011AA6-00	Dipole	I-Pex	WWAN (617-960)(1710-2690)MHz	5.6
3	-	Lynwave	ALX21P-122AA0-00	Dipole	I-Pex	WWAN (1452-2690)(3000-4200) (5150-5925)MHz	5.6
4	-	Lynwave	ALX21P-122AA1-00	Dipole	I-Pex	WWAN (1452-2690)(3000-4200) (5150-5925)MHz	5.4
5	-	Lynwave	ALX21P-091AA4-00	Dipole	I-Pex	Zero wait	4.5
6	-	Lynwave	ALX21P-101AA2-00	Dipole	I-Pex	GPS	4.3
7	-	Lynwave	ALX21P-151AA0-A	Dipole	I-Pex	WWAN 3300-5000MHz	4.3
8	-	Lynwave		Dipole	I-Pex	WWAN 3300-5000MHz	5.2
9	2	Lynwave	ALX21P-221AA1-A	Dipole	I-Pex	WLAN 2.4GHz+ WLAN 5GHz	Note1
10	1	Lynwave		Dipole	I-Pex	WLAN 2.4GHz+ WLAN 5GHz	Note1
11	3	Lynwave	ALX21P-221AA2-A	Dipole	I-Pex	WLAN 2.4GHz+ WLAN 5GHz	Note1
12	4	Lynwave		Dipole	I-Pex	WLAN 2.4GHz+ WLAN 5GHz	Note1

Note1:

Ant.	Antenna Gain (dBi)				
	WLAN 2.4GHz	WLAN 5GHz			
		UNII 1	UNII 2A	UNII 2C	UNII 3
9	3.78	3.44	2.93	3.89	4.93
10	3.54	4.09	4.35	4.99	5.82
11	2.96	4.48	3.51	2.81	3.46
12	3.55	5.29	4.52	4.63	5.75



Ant.	Directional Gain (dBi)														
	WLAN 2.4GHz			WLAN 5GHz											
	2.45GHz			UNII 1			UNII 2A			UNII 2C			UNII 3		
	4T1S	4T2S	4T4S	4T1S	4T2S	4T4S	4T1S	4T2S	4T4S	4T1S	4T2S	4T4S	4T1S	4T2S	4T4S
9	6.8	3.79	3.78	5.65	5.29	5.29	5.45	4.52	4.52	6.45	4.99	4.99	6.22	5.82	5.82
10															
11															
12															

Note 2: The above information(excepting antenna 9~12 gain) was declared by manufacturer.

Note 3. The antenna 5 which has the receiving function only is used for zero wait.

Note 4: The EUT has twelve antennas.

Note 5: The antenna 9~12 gain and directional gain are measured which follow the procedure of KDB 662911 D03

Note 6: The EUT doesn't enable the DFS band in this application.

For 2.4GHz function:

For IEEE 802.11b/g/n/VHT/ax (4TX/4RX):

Port 1, Port 2, Port 3 and Port 4 can be used as transmitting/receiving antenna.

Port 1, Port 2, Port 3 and Port 4 could transmit/receive simultaneously.

For 5GHz function:

For IEEE 802.11a/n/ac/ax (4TX/4RX):

Port 1, Port 2, Port 3 and Port 4 can be used as transmitting/receiving antenna.

Port 1, Port 2, Port 3 and Port 4 could transmit/receive simultaneously.



1.1.3 Mode Test Duty Cycle

Mode	DC	DCF(dB)	T(s)	VBW(Hz) ≥ 1/T
802.11b	0.992	0.03	n/a (DC>=0.98)	n/a (DC>=0.98)
802.11g	0.963	0.16	1.4m	1k
802.11ax HEW20	0.947	0.24	1.02m	1k
802.11ax HEW40	0.908	0.42	538.125u	3k

Note:

- ◆ DC is Duty Cycle.
- ◆ DCF is Duty Cycle Factor.

1.1.4 EUT Operational Condition

EUT Power Type	From Power Adapter			
Beamforming Function	<input checked="" type="checkbox"/>	With beamforming	<input type="checkbox"/>	Without beamforming
	The product has beamforming function for 11n/VHT/ax in 2.4GHz and n/ VHT /ax in 5GHz.			
Function	<input checked="" type="checkbox"/>	Point-to-multipoint	<input type="checkbox"/>	Point-to-point
Test Software Version	QATool_v0.0.2.15			

Note1: The above information was declared by manufacturer.

Note2: This device contains WWAN module FCC ID: ZMOFG360NA. The WWAN function supports LTE Band 2, 41 and 5G NR n2, NR n41, NR n66, NR n71.

1.1.5 Table for EUT supports functions

Function
AP Router
Mesh

Note: The above information was declared by manufacturer.



1.2 Applicable Standards

According to the specifications of the manufacturer, the EUT must comply with the requirements of the following standards:

- ◆ 47 CFR FCC Part 15.247
- ◆ ANSI C63.10-2013

The following reference test guidance is not within the scope of accreditation of TAF.

- ◆ FCC KDB 558074 D01 v05r02
- ◆ FCC KDB 662911 D03 v01
- ◆ FCC KDB 414788 D01 v01r01

1.3 Testing Location Information

Testing Location Information	
Test Lab. : Sporton International Inc. Hsinchu Laboratory	
Hsinchu	ADD: No.8, Ln. 724, Bo'ai St., Zhubei City, Hsinchu County 302010, Taiwan (R.O.C.)
(TAF: 3787)	TEL: 886-3-656-9065 FAX: 886-3-656-9085
Test site Designation No. TW3787 with FCC.	
Conformity Assessment Body Identifier (CABID) TW3787 with ISED.	

Test Condition	Test Site No.	Test Engineer	Test Environment (°C / %)	Test Date
RF Conducted	TH02-CB	Jay Lo	23.4~24.5 / 54~61	Sep. 27, 2022~ Sep. 30, 2022
Radiated (below 1GHz)	03CH03-CB	Chris Lee	23.1~24.3 / 56~59	Sep. 21, 2022~ Oct. 24, 2022
Radiated (above 1GHz)	03CH02-CB	Chris Lee	22.8~23.8 / 57~60	Sep. 21, 2022~ Oct. 24, 2022
	03CH06-CB	Chris Lee	22.4~24.4 / 56~60	Sep. 21, 2022~ Oct. 24, 2022
Radiated (co-location)	03CH01-CB	Chris Lee	23.2~23.7 / 57~60	Oct. 31, 2022
AC Conduction	CO02-CB	Tim Chen	22~23 / 55~56	Oct. 25, 2022



1.4 Measurement Uncertainty

ISO/IEC 17025 requires that an estimate of the measurement uncertainties associated with the emissions test results be included in the report. The measurement uncertainties given below are based on a 95% confidence level (based on a coverage factor (k=2))

Test Items	Uncertainty	Remark
Conducted Emission (150kHz ~ 30MHz)	3.4 dB	Confidence levels of 95%
Radiated Emission (9kHz ~ 30MHz)	3.4 dB	Confidence levels of 95%
Radiated Emission (30MHz ~ 1,000MHz)	5.6 dB	Confidence levels of 95%
Radiated Emission (1GHz ~ 18GHz)	5.2 dB	Confidence levels of 95%
Radiated Emission (18GHz ~ 40GHz)	4.7 dB	Confidence levels of 95%
Conducted Emission	3.2 dB	Confidence levels of 95%
Output Power Measurement	0.8 dB	Confidence levels of 95%
Power Density Measurement	3.2 dB	Confidence levels of 95%
Bandwidth Measurement	2%	Confidence levels of 95%



2 Test Configuration of EUT

2.1 Test Channel Mode

Mode	Power Setting
802.11b_Nss1,(1Mbps)_4TX	-
2412MHz	20
2417MHz	
2437MHz	20
2457MHz	20
2462MHz	19
802.11g_Nss1,(6Mbps)_4TX	-
2412MHz	19.5
2417MHz	21
2437MHz	22.5
2457MHz	21.5
2462MHz	17.5
802.11ax HEW20_Nss1,(MCS0)_4TX	-
2412MHz	18
2417MHz	22
2437MHz	22.5
2457MHz	21
2462MHz	16.5
802.11ax HEW40_Nss1,(MCS0)_4TX	-
2422MHz	15.5
2437MHz	18
2452MHz	16
802.11ax HEW20-BF_Nss1,(MCS0)_4TX	-
2412MHz	18
2417MHz	20.5
2437MHz	21
2457MHz	21
2462MHz	16.5
802.11ax HEW40-BF_Nss1,(MCS0)_4TX	-
2422MHz	15.5
2437MHz	18
2452MHz	16



Note:

- ♦ Evaluated HEW20/HEW40 mode only, due to similar modulation. The power setting of HT20/HT40/VHT20/VHT40 mode are the same or lower than HEW20/HEW40.
- ♦ The EUT supports non-beamforming and beamforming modes, after evaluating, the non-beamforming mode has been evaluated to be the worst case, so it was selected to test. The beamforming mode evaluates the output power only.



2.2 The Worst Case Measurement Configuration

The Worst Case Mode for Following Conformance Tests	
Tests Item	AC power-line conducted emissions
Condition	AC power-line conducted measurement for line and neutral Test Voltage: 120Vac / 60Hz
Operating Mode	CTX
1	EUT+WLAN 2.4GHz+Adapter
2	EUT+WLAN 5GHz+Adapter
For operating mode 1 is the worst case and it was record in this test report.	

The Worst Case Mode for Following Conformance Tests	
Tests Item	DTS Bandwidth Maximum Conducted Output Power Power Spectral Density Emissions in Non-restricted Frequency Bands
Test Condition	Conducted measurement at transmit chains

The Worst Case Mode for Following Conformance Tests	
Tests Item	Emissions in Restricted Frequency Bands
Test Condition	Radiated measurement If EUT consist of multiple antenna assembly (multiple antenna are used in EUT regardless of spatial multiplexing MIMO configuration), the radiated test should be performed with highest antenna gain of each antenna type.
Operating Mode < 1GHz	CTX
After evaluating, the worst axis was found as below. So the measurement will follow this same test configuration.	
1	EUT at Y-axis+WLAN 2.4GHz+Adapter
2	EUT at Z-axis+WLAN 5GHz+ Adapter
For operating mode 1 is the worst case and it was record in this test report.	
Operating Mode > 1GHz	CTX
After evaluating, the worst axis was found as below. So the measurement will follow this same test configuration.	
1	EUT at Y-axis



The Worst Case Mode for Following Conformance Tests	
Tests Item	Simultaneous Transmission Analysis - Radiated Emission Co-location
Test Condition	Radiated measurement
Operating Mode	Normal Link
After evaluating, the worst axis was found as below. So the measurement will follow this same test configuration.	
1	EUT at Z-axis+WLAN 2.4GHz+WLAN 5GHz
Refer to Appendix G for Radiated Emission Co-location.	

The Worst Case Mode for Following Conformance Tests	
Tests Item	Simultaneous Transmission Analysis - Co-location RF Exposure Evaluation
Operating Mode	
1	WLAN 2.4GHz+WLAN 5GHz+WWAN LTE/5GHz
Refer to Sporton Test Report No.: FA282902-02 for Co-location RF Exposure Evaluation.	

2.3 EUT Operation during Test

For CTX Mode:

non-beamforming mode:

The EUT was programmed to be in continuously transmitting mode.

beamforming mode:

For Conducted Mode:

The EUT was programmed to be in continuously transmitting mode.

For Radiated Mode:

During the test, the following programs under WIN 10 were executed.

The program was executed as follows:

1. During the test, the EUT operation to normal function.
2. Executed command fixed test channel under DOS.
3. Executed "Lantest.exe" to link with the remote workstation to transmit and receive packet by Wireless AP and transmit duty cycle no less than 98%.

For Normal Link Mode:

During the test, the EUT operation to normal function.



2.4 Accessories

Accessories			
Equipment Name	Brand Name	Model Name	Rating
Adapter	Frecom	F30L7-120250SPAU	INPUT: 100-240V ~ 50/60Hz, 0.8A OUTPUT: 12.0V, 2.5A, 30.0W

2.5 Support Equipment

For AC Conduction:

Support Equipment				
No.	Equipment	Brand Name	Model Name	FCC ID
A	NB	DELL	PP13S	N/A
B	Flash disk3.0	Transcend	639205 7755	N/A

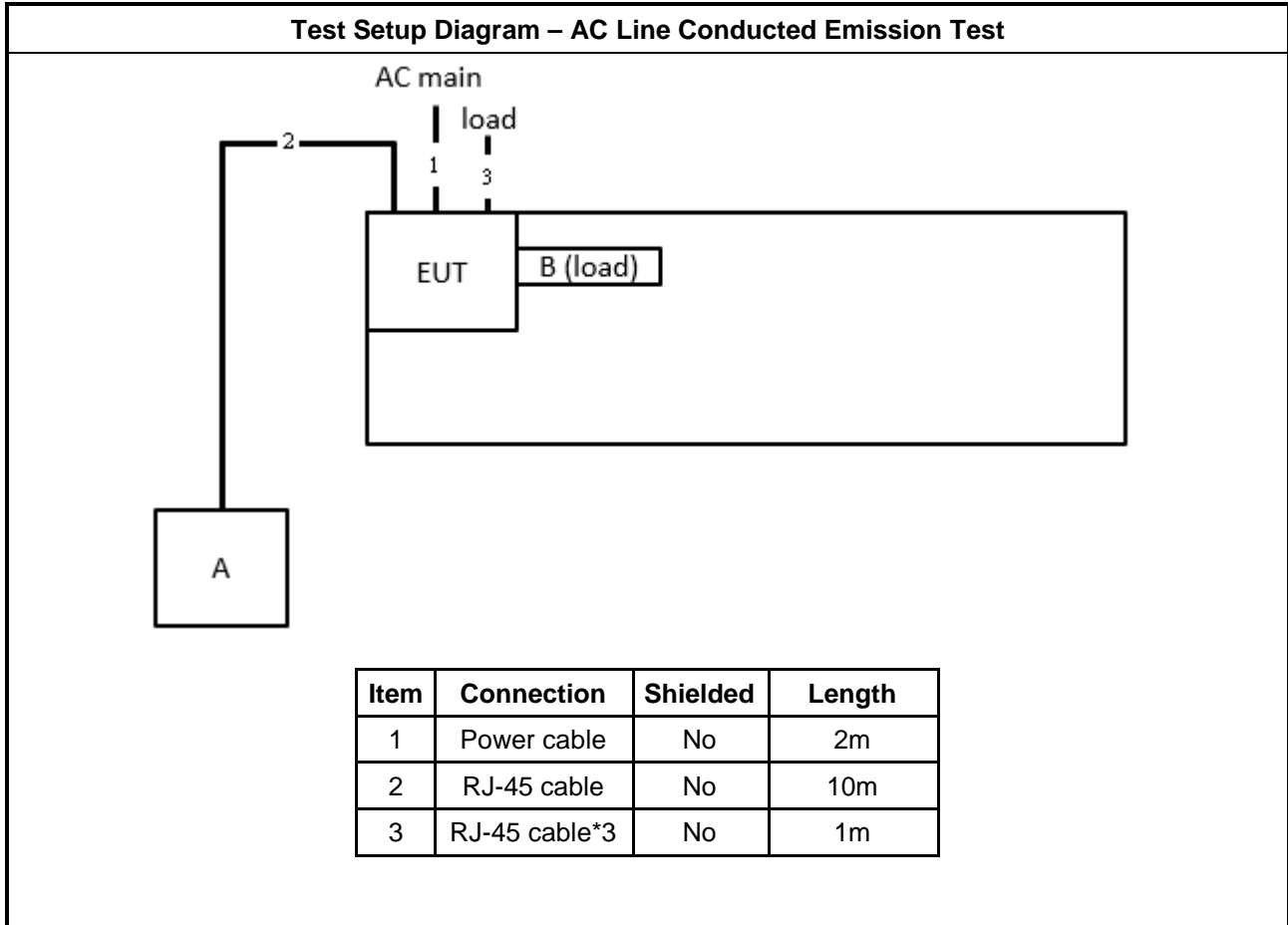
For Radiated:

Support Equipment				
No.	Equipment	Brand Name	Model Name	FCC ID
A	NB	Lenovo	L440	N/A

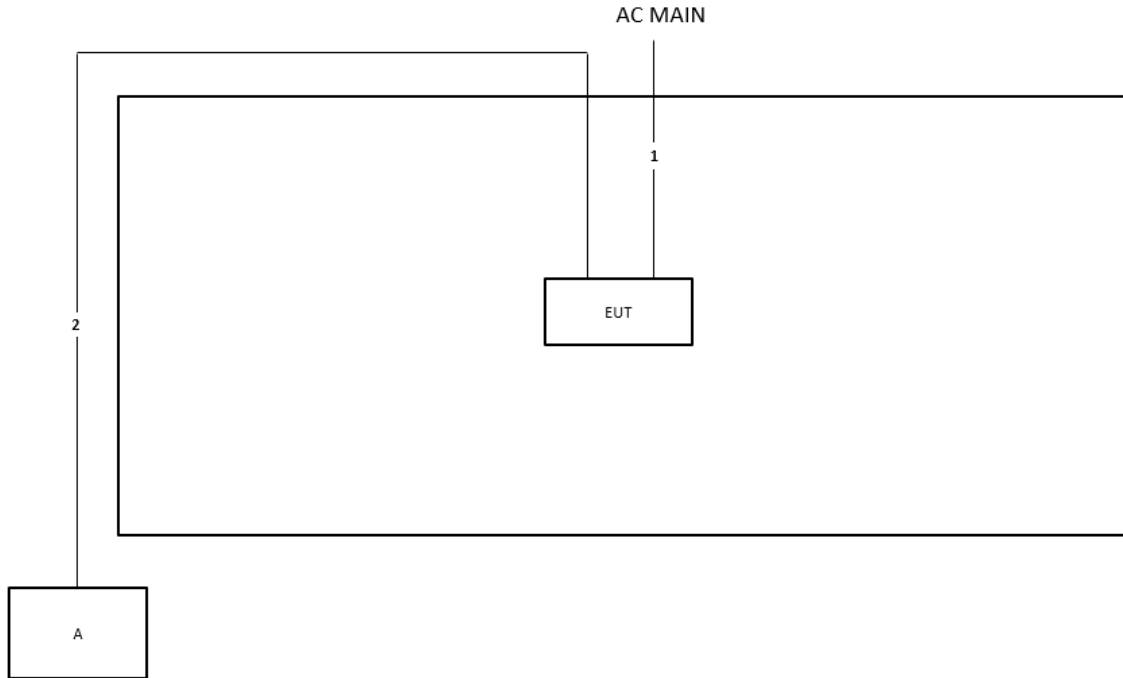
For RF Conducted:

Support Equipment				
No.	Equipment	Brand Name	Model Name	FCC ID
A	NB	DELL	E4300	N/A

2.6 Test Setup Diagram



Test Setup Diagram - Radiated Test



Item	Connection	Shielded	Length
1	Power cable	No	2m
2	RJ-45 cable	No	10m



3 Transmitter Test Result

3.1 AC Power-line Conducted Emissions

3.1.1 AC Power-line Conducted Emissions Limit

AC Power-line Conducted Emissions Limit		
Frequency Emission (MHz)	Quasi-Peak	Average
0.15-0.5	66 - 56 *	56 - 46 *
0.5-5	56	46
5-30	60	50

Note 1: * Decreases with the logarithm of the frequency.

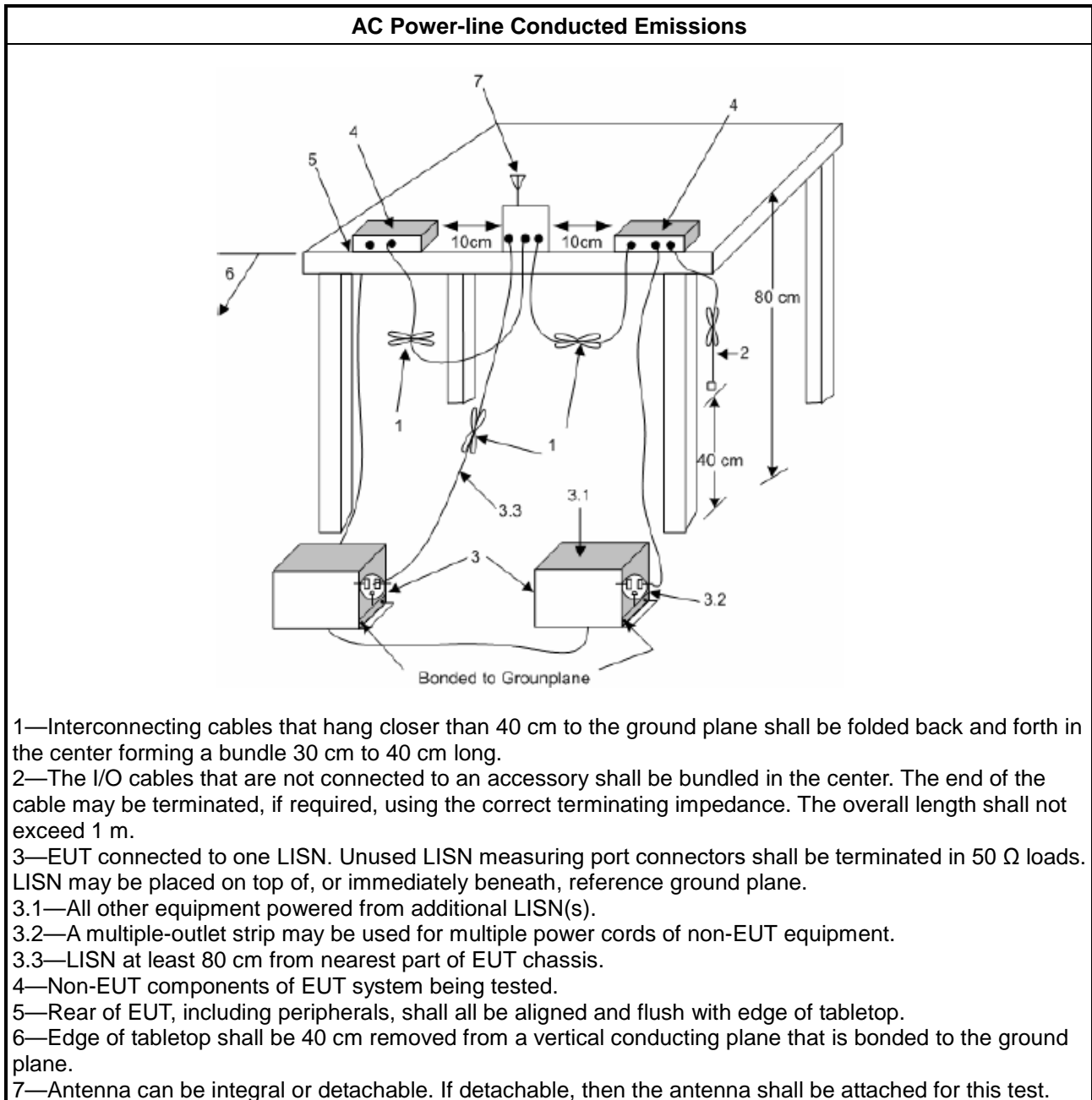
3.1.2 Measuring Instruments

Refer a test equipment and calibration data table in this test report.

3.1.3 Test Procedures

Test Method
<input checked="" type="checkbox"/> Refer as ANSI C63.10-2013, clause 6.2 for AC power-line conducted emissions.

3.1.4 Test Setup



3.1.5 Measurement Results Calculation

The measured Level is calculated using:

- a. Corrected Reading: LISN Factor (LISN) + Attenuator (AT/AUX) + Cable Loss (CL) + Read Level (Raw) = Level
- b. Margin = -Limit + Level

3.1.6 Test Result of AC Power-line Conducted Emissions

Refer as Appendix A

3.2 DTS Bandwidth

3.2.1 6dB Bandwidth Limit

6dB Bandwidth Limit
Systems using digital modulation techniques:
<ul style="list-style-type: none"> ▪ 6 dB bandwidth \geq 500 kHz.

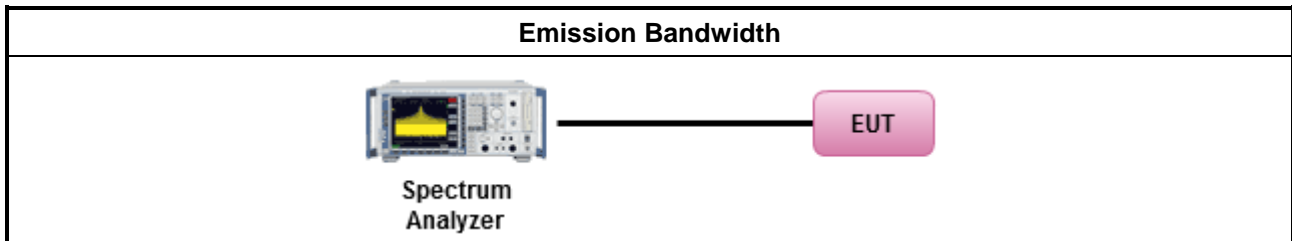
3.2.2 Measuring Instruments

Refer a test equipment and calibration data table in this test report.

3.2.3 Test Procedures

Test Method
<ul style="list-style-type: none"> ▪ For the emission bandwidth shall be measured using one of the options below:
<input checked="" type="checkbox"/> Refer as FCC KDB 558074, clause 8.2 & C63.10 clause 11.8.1 Option 1 for 6 dB bandwidth measurement.
<input type="checkbox"/> Refer as FCC KDB 558074, clause 8.2 & C63.10 clause 11.8.2 Option 2 for 6 dB bandwidth measurement.
<input type="checkbox"/> Refer as ANSI C63.10, clause 6.9.1 for occupied bandwidth testing.

3.2.4 Test Setup



3.2.5 Test Result of Emission Bandwidth

Refer as Appendix B



3.3 Maximum Conducted Output Power

3.3.1 Maximum Conducted Output Power Limit

Maximum Conducted Output Power Limit	
	<ul style="list-style-type: none"> ▪ If $G_{TX} \leq 6$ dBi, then $P_{Out} \leq 30$ dBm (1 W)
	<ul style="list-style-type: none"> ▪ Point-to-multipoint systems (P2M): If $G_{TX} > 6$ dBi, then $P_{Out} = 30 - (G_{TX} - 6)$ dBm
	<ul style="list-style-type: none"> ▪ Point-to-point systems (P2P): If $G_{TX} > 6$ dBi, then $P_{Out} = 30 - (G_{TX} - 6)/3$ dBm
	<ul style="list-style-type: none"> ▪ Smart antenna system (SAS):
	<ul style="list-style-type: none"> - Single beam: If $G_{TX} > 6$ dBi, then $P_{Out} = 30 - (G_{TX} - 6)/3$ dBm
	<ul style="list-style-type: none"> - Overlap beam: If $G_{TX} > 6$ dBi, then $P_{Out} = 30 - (G_{TX} - 6)/3$ dBm
	<ul style="list-style-type: none"> - Aggregate power on all beams: If $G_{TX} > 6$ dBi, then $P_{Out} = 30 - (G_{TX} - 6)/3 + 8$ dB dBm
<p>P_{Out} = maximum peak conducted output power or maximum conducted output power in dBm, G_{TX} = the maximum transmitting antenna directional gain in dBi.</p>	

3.3.2 Measuring Instruments


Refer a test equipment and calibration data table in this test report.



3.3.3 Test Procedures

Test Method	
<ul style="list-style-type: none"> ▪ Maximum Peak Conducted Output Power 	
	<input type="checkbox"/> Refer as FCC KDB 558074, clause 8.3.1.1 & C63.10 clause 11.9.1.1 (RBW ≥ EBW method).
	<input type="checkbox"/> Refer as FCC KDB 558074, clause 8.3.1.3 & C63.10 clause 11.9.1.3 (peak power meter).
<ul style="list-style-type: none"> ▪ Maximum Conducted Output Power 	
[duty cycle ≥ 98% or external video / power trigger]	
	<input type="checkbox"/> Refer as FCC KDB 558074, clause 8.3.2.2 & C63.10 clause 11.9.2.2.2 Method AVGSA-1.
	<input type="checkbox"/> Refer as FCC KDB 558074, clause 8.3.2.2 & C63.10 clause 11.9.2.2.3 Method AVGSA-1A. (alternative)
duty cycle < 98% and average over on/off periods with duty factor	
	<input type="checkbox"/> Refer as FCC KDB 558074, clause 8.3.2.2 & C63.10 clause 11.9.2.2.4 Method AVGSA-2.
	<input type="checkbox"/> Refer as FCC KDB 558074, clause 8.3.2.2 & C63.10 clause 11.9.2.2.5 Method AVGSA-2A (alternative)
	<input type="checkbox"/> Refer as FCC KDB 558074, clause 8.3.2.2 & C63.10 clause 11.9.2.2.6 Method AVGSA-3
	<input type="checkbox"/> Refer as FCC KDB 558074, clause 8.3.2.2 & C63.10 clause 11.9.2.2.7 Method AVGSA-3A (alternative)
Measurement using a power meter (PM)	
	<input type="checkbox"/> Refer as FCC KDB 558074, clause 8.3.2.3 & C63.10 clause 11.9.2.3.1 Method AVGPM (using an RF average power meter).
	<input checked="" type="checkbox"/> Refer as FCC KDB 558074, clause 8.3.2.3 & C63.10 clause 11.9.2.3.2 Method AVGPM-G (using an gate RF average power meter).
<ul style="list-style-type: none"> ▪ For conducted measurement. 	
	<ul style="list-style-type: none"> ▪ If the EUT supports multiple transmit chains using options given below: Refer as FCC KDB 662911, In-band power measurements. Using the measure-and-sum approach, measured all transmit ports individually. Sum the power (in linear power units e.g., mW) of all ports for each individual sample and save them.
	<ul style="list-style-type: none"> ▪ If multiple transmit chains, EIRP calculation could be following as methods: $P_{total} = P_1 + P_2 + \dots + P_n$ (calculated in linear unit [mW] and transfer to log unit [dBm]) $EIRP_{total} = P_{total} + DG$

3.3.4 Test Setup



3.3.5 Test Result of Maximum Conducted Output Power

Refer as Appendix C



3.4 Power Spectral Density

3.4.1 Power Spectral Density Limit

Power Spectral Density Limit
<ul style="list-style-type: none"> Power Spectral Density (PSD) \leq 8 dBm/3kHz

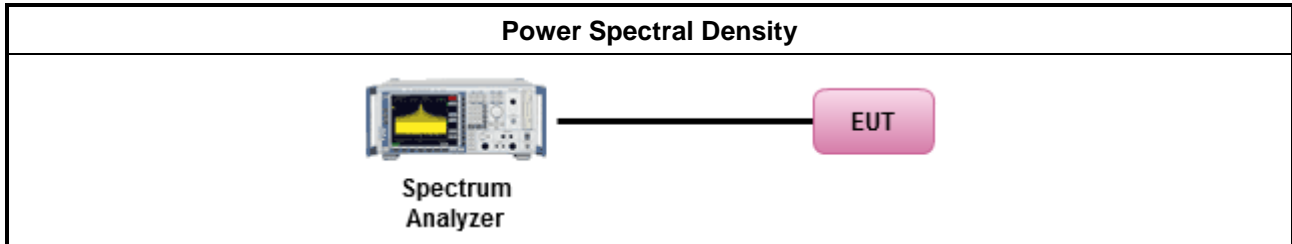
3.4.2 Measuring Instruments

Refer a test equipment and calibration data table in this test report.

3.4.3 Test Procedures

Test Method			
<ul style="list-style-type: none"> Peak power spectral density procedures that the same method as used to determine the conducted output power. If maximum peak conducted output power was measured to demonstrate compliance to the output power limit, then the peak PSD procedure below (Method PKPSD) shall be used. If maximum conducted output power was measured to demonstrate compliance to the output power limit, then one of the average PSD procedures shall be used, as applicable based on the following criteria (the peak PSD procedure is also an acceptable option). 			
<input checked="" type="checkbox"/> Refer as FCC KDB 558074, clause 8.4 & C63.10 clause 11.10 Method Max. PSD.			
<ul style="list-style-type: none"> For conducted measurement. <ul style="list-style-type: none"> If The EUT supports multiple transmit chains using options given below: <table border="1"> <tbody> <tr> <td> <input checked="" type="checkbox"/> Option 1: Measure and sum the spectra across the outputs. Refer as FCC KDB 662911, In-band power spectral density (PSD). Sample all transmit ports simultaneously using a spectrum analyzer for each transmit port. Where the trace bin-by-bin of each transmit port summing can be performed. (i.e., in the first spectral bin of output 1 is summed with that in the first spectral bin of output 2 and that from the first spectral bin of output 3, and so on up to the NTX output to obtain the value for the first frequency bin of the summed spectrum.). Add up the amplitude (power) values for the different transmit chains and use this as the new data trace. </td> </tr> <tr> <td> <input type="checkbox"/> Option 2: Measure and sum spectral maxima across the outputs. With this technique, spectra are measured at each output of the device at the required resolution bandwidth. The maximum value (peak) of each spectrum is determined. These maximum values are then summed mathematically in linear power units across the outputs. These operations shall be performed separately over frequency spans that have different out-of-band or spurious emission limits, </td> </tr> <tr> <td> <input type="checkbox"/> Option 3: Measure and add 10 log(N) dB, where N is the number of transmit chains. Refer as FCC KDB 662911, In-band power spectral density (PSD). Performed at each transmit chains and each transmit chains shall be compared with the limit have been reduced with 10 log(N). Or each transmit chains shall be add 10 log(N) to compared with the limit. </td> </tr> </tbody> </table> 	<input checked="" type="checkbox"/> Option 1: Measure and sum the spectra across the outputs. Refer as FCC KDB 662911, In-band power spectral density (PSD). Sample all transmit ports simultaneously using a spectrum analyzer for each transmit port. Where the trace bin-by-bin of each transmit port summing can be performed. (i.e., in the first spectral bin of output 1 is summed with that in the first spectral bin of output 2 and that from the first spectral bin of output 3, and so on up to the NTX output to obtain the value for the first frequency bin of the summed spectrum.). Add up the amplitude (power) values for the different transmit chains and use this as the new data trace.	<input type="checkbox"/> Option 2: Measure and sum spectral maxima across the outputs. With this technique, spectra are measured at each output of the device at the required resolution bandwidth. The maximum value (peak) of each spectrum is determined. These maximum values are then summed mathematically in linear power units across the outputs. These operations shall be performed separately over frequency spans that have different out-of-band or spurious emission limits,	<input type="checkbox"/> Option 3: Measure and add 10 log(N) dB, where N is the number of transmit chains. Refer as FCC KDB 662911, In-band power spectral density (PSD). Performed at each transmit chains and each transmit chains shall be compared with the limit have been reduced with 10 log(N). Or each transmit chains shall be add 10 log(N) to compared with the limit.
<input checked="" type="checkbox"/> Option 1: Measure and sum the spectra across the outputs. Refer as FCC KDB 662911, In-band power spectral density (PSD). Sample all transmit ports simultaneously using a spectrum analyzer for each transmit port. Where the trace bin-by-bin of each transmit port summing can be performed. (i.e., in the first spectral bin of output 1 is summed with that in the first spectral bin of output 2 and that from the first spectral bin of output 3, and so on up to the NTX output to obtain the value for the first frequency bin of the summed spectrum.). Add up the amplitude (power) values for the different transmit chains and use this as the new data trace.			
<input type="checkbox"/> Option 2: Measure and sum spectral maxima across the outputs. With this technique, spectra are measured at each output of the device at the required resolution bandwidth. The maximum value (peak) of each spectrum is determined. These maximum values are then summed mathematically in linear power units across the outputs. These operations shall be performed separately over frequency spans that have different out-of-band or spurious emission limits,			
<input type="checkbox"/> Option 3: Measure and add 10 log(N) dB, where N is the number of transmit chains. Refer as FCC KDB 662911, In-band power spectral density (PSD). Performed at each transmit chains and each transmit chains shall be compared with the limit have been reduced with 10 log(N). Or each transmit chains shall be add 10 log(N) to compared with the limit.			

3.4.4 Test Setup



3.4.5 Test Result of Power Spectral Density

Refer as Appendix D

3.5 Emissions in Non-restricted Frequency Bands

3.5.1 Emissions in Non-restricted Frequency Bands Limit

Un-restricted Band Emissions Limit	
RF output power procedure	Limit (dBc)
Peak output power procedure	20
Average output power procedure	30

Note 1: If the peak output power procedure is used to measure the fundamental emission power to demonstrate compliance to requirements, then the peak conducted output power measured within any 100 kHz outside the authorized frequency band shall be attenuated by at least 20 dB relative to the maximum measured in-band peak PSD level.

Note 2: If the average output power procedure is used to measure the fundamental emission power to demonstrate compliance to requirements, then the power in any 100 kHz outside of the authorized frequency band shall be attenuated by at least 30 dB relative to the maximum measured in-band average PSD level.

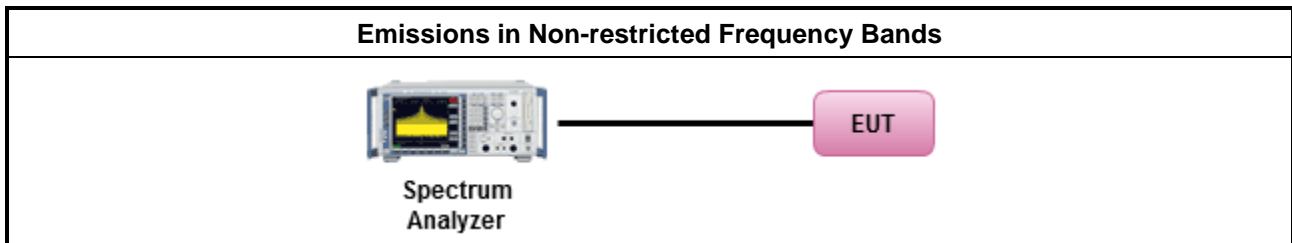
3.5.2 Measuring Instruments

Refer a test equipment and calibration data table in this test report.

3.5.3 Test Procedures

Test Method
<ul style="list-style-type: none"> Refer as FCC KDB 558074, clause 8.5 for unwanted emissions into non-restricted bands.

3.5.4 Test Setup



3.5.5 Test Result of Emissions in Non-restricted Frequency Bands

Refer as Appendix E



3.6 Emissions in Restricted Frequency Bands

3.6.1 Emissions in Restricted Frequency Bands Limit

Restricted Band Emissions Limit			
Frequency Range (MHz)	Field Strength (uV/m)	Field Strength (dBuV/m)	Measure Distance (m)
0.009~0.490	2400/F(kHz)	48.5 - 13.8	300
0.490~1.705	24000/F(kHz)	33.8 - 23	30
1.705~30.0	30	29	30
30~88	100	40	3
88~216	150	43.5	3
216~960	200	46	3
Above 960	500	54	3

Note 1: Test distance for frequencies at or above 30 MHz, measurements may be performed at a distance other than the limit distance provided they are not performed in the near field and the emissions to be measured can be detected by the measurement equipment. When performing measurements at a distance other than that specified, the results shall be extrapolated to the specified distance using an extrapolation factor of 20 dB/decade (inverse of linear distance for field-strength measurements, inverse of linear distance-squared for power-density measurements).

Note 2: Test distance for frequencies at below 30 MHz, measurements may be performed at a distance closer than the EUT limit distance; however, an attempt should be made to avoid making measurements in the near field. When performing measurements below 30 MHz at a closer distance than the limit distance, the results shall be extrapolated to the specified distance by either making measurements at a minimum of two or more distances on at least one radial to determine the proper extrapolation factor or by using the square of an inverse linear distance extrapolation factor (40 dB/decade). The test report shall specify the extrapolation method used to determine compliance of the EUT.

Note 3: Using the distance of 1m during the test for above 18 GHz, and the test value to correct for the distance factor at 3m.

3.6.2 Measuring Instruments

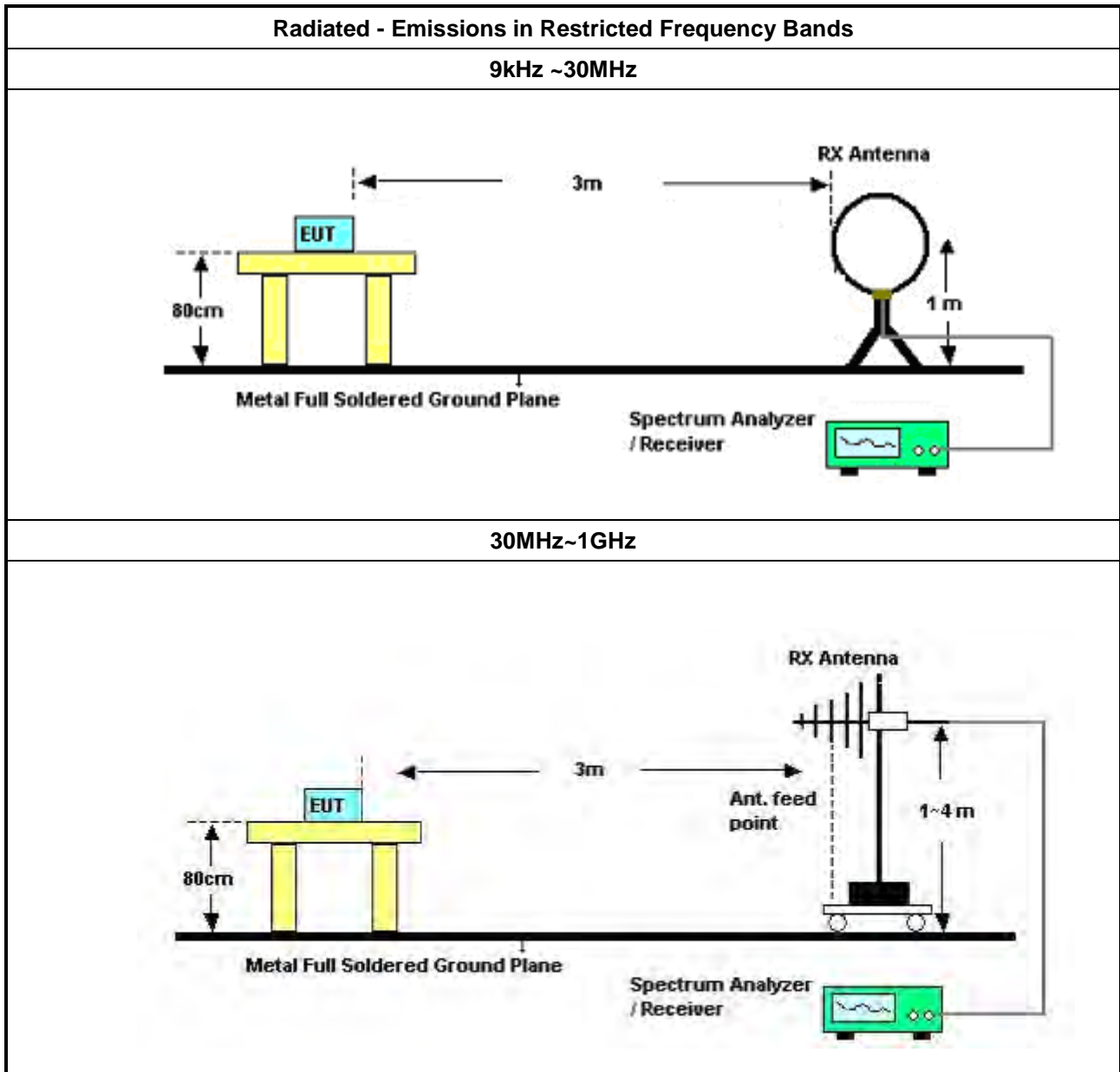
Refer a test equipment and calibration data table in this test report.

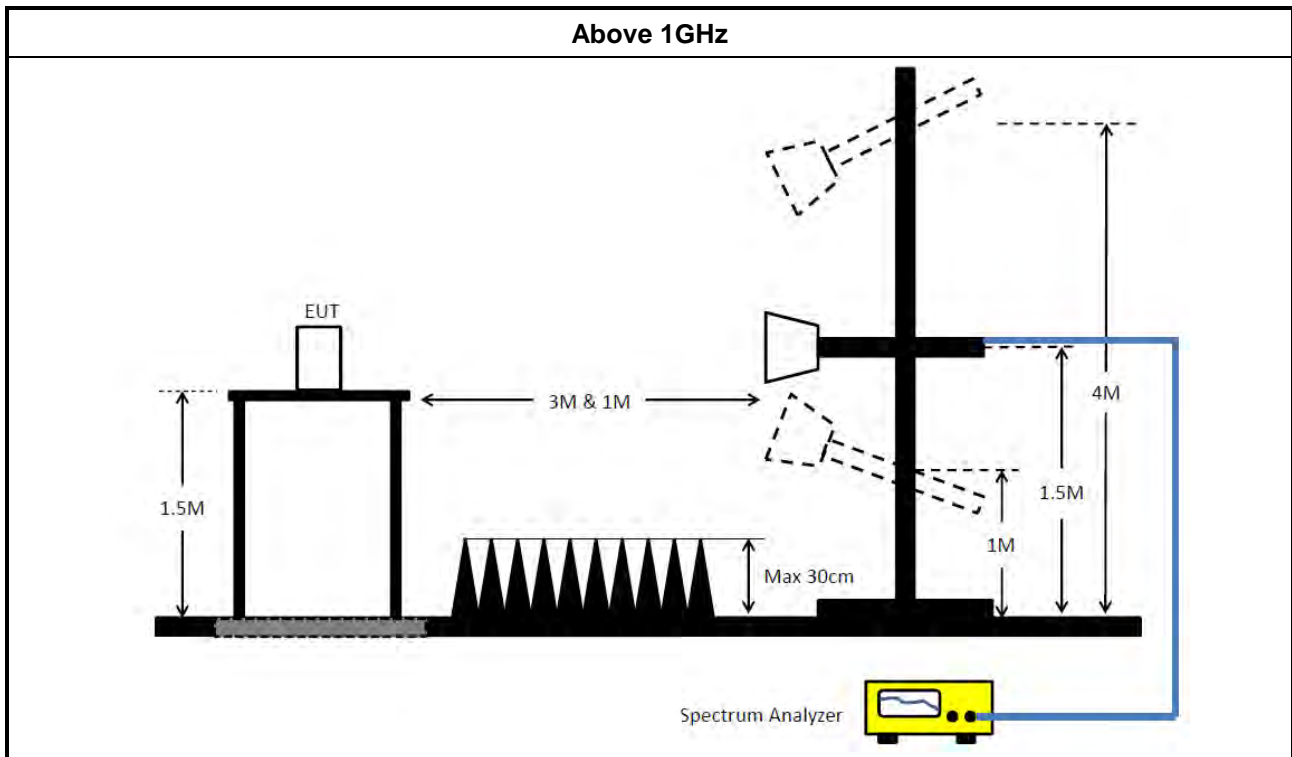


3.6.3 Test Procedures

Test Method	
<ul style="list-style-type: none"> ▪ The average emission levels shall be measured in [duty cycle \geq 98 or duty factor]. 	
<ul style="list-style-type: none"> ▪ Refer as ANSI C63.10, clause 6.10.3 band-edge testing shall be performed at the lowest frequency channel and highest frequency channel within the allowed operating band. 	
<ul style="list-style-type: none"> ▪ For the transmitter unwanted emissions shall be measured using following options below: 	
	<ul style="list-style-type: none"> ▪ Refer as FCC KDB 558074, clause 8.6 for unwanted emissions into restricted bands.
	<input type="checkbox"/> Refer as FCC KDB 558074, clause 8.6 & C63.10 clause 11.12.2.5.1(trace averaging for duty cycle \geq 98%).
	<input type="checkbox"/> Refer as FCC KDB 558074, clause 8.6 & C63.10 clause 11.12.2.5.2(trace averaging + duty factor).
	<input checked="" type="checkbox"/> Refer as FCC KDB 558074, clause 8.6 & C63.10 clause 11.12.2.5.3(Reduced VBW \geq 1/T).
	<input type="checkbox"/> Refer as ANSI C63.10, clause 11.12.2.5.3 (Reduced VBW). VBW \geq 1/T, where T is pulse time.
	<input type="checkbox"/> Refer as ANSI C63.10, clause 7.5 average value of pulsed emissions.
	<input checked="" type="checkbox"/> Refer as FCC KDB 558074, clause 8.6 & C63.10 clause 11.12.2.4 measurement procedure peak limit.
<ul style="list-style-type: none"> ▪ For the transmitter band-edge emissions shall be measured using following options below: 	
	<ul style="list-style-type: none"> ▪ Refer as FCC KDB 558074 clause 8.7 & C63.10 clause 11.13.1, When the performing peak or average radiated measurements, emissions within 2 MHz of the authorized band edge may be measured using the marker-delta method described below.
	<ul style="list-style-type: none"> ▪ Refer as FCC KDB 558074, clause 8.7 (ANSI C63.10, clause 6.10.6) for marker-delta method for band-edge measurements.
	<ul style="list-style-type: none"> ▪ Refer as FCC KDB 558074, clause 8.7 for narrower resolution bandwidth (100kHz) using the band power and summing the spectral levels (i.e., 1 MHz).
	<ul style="list-style-type: none"> ▪ For conducted unwanted emissions into restricted bands (absolute emission limits). Devices with multiple transmit chains using options given below: (1) Measure and sum the spectra across the outputs or (2) Measure and add 10 log(N) dB
	<ul style="list-style-type: none"> ▪ For FCC KDB 662911 The methodology described here may overestimate array gain, thereby resulting in apparent failures to satisfy the out-of-band limits even if the device is actually compliant. In such cases, compliance may be demonstrated by performing radiated tests around the frequencies at which the apparent failures occurred.

3.6.4 Test Setup





3.6.5 Measurement Results Calculation

The measured Level is calculated using:

Corrected Reading: Antenna factor (AF) + Cable loss (CL) + Read level (Raw) - Preamp factor (PA)(if applicable) = Level.

3.6.6 Emissions in Restricted Frequency Bands (Below 30MHz)

There is a comparison data of both open-field test site and alternative test site - semi-Anechoic chamber according to KDB414788 Radiated Test Site, and the result came out very similar.

All amplitude of spurious emissions that are attenuated by more than 20 dB below the permissible value has no need to be reported.

The radiated emissions were investigated from 9 kHz or the lowest frequency generated within the device, up to the 10th harmonic or 40 GHz, whichever is appropriate.

3.6.7 Test Result of Emissions in Restricted Frequency Bands

Refer as Appendix F



4 Test Equipment and Calibration Data

Instrument	Brand	Model No.	Serial No.	Characteristics	Calibration Date	Calibration Due Date	Remark
LISN	Schwarzbeck	NSLK 8127	8127650	9kHz ~ 30MHz	Jan. 07, 2022	Jan. 06, 2023	Conduction (CO02-CB)
LISN	Schwarzbeck	NSLK 8127	8127478	9kHz ~ 30MHz	Dec. 22, 2021	Dec. 21, 2022	Conduction (CO02-CB)
EMI Receiver	Agilent	N9038A	MY52260140	9kHz ~ 8.4GHz	May 06, 2022	May 05, 2023	Conduction (CO02-CB)
COND Cable	Woken	Cable	2	0.15MHz ~ 30MHz	Oct. 18, 2022	Oct. 17, 2023	Conduction (CO02-CB)
Pulse Limiter	Schwarzbeck	VTSD 9561F-N	00378	9kHz ~ 30MHz	Oct. 18, 2022	Oct. 17, 2023	Conduction (CO02-CB)
Software	SPORTON	SENSE	V5.10	-	N.C.R.	N.C.R.	Conduction (CO02-CB)
3m Semi Anechoic Chamber NSA	TDK	SAC-3M	03CH03-CB	30 MHz ~ 1 GHz	Jan. 26, 2022	Jan. 25, 2023	Radiation (03CH03-CB)
Loop Antenna	Teseq	HLA 6120	24155	9kHz - 30 MHz	May 14, 2022	May 13, 2023	Radiation (03CH03-CB)
Bilog Antenna with 6 dB attenuator	Schaffner & EMCI	CBL6112B & N-6-06	2928 & AT-N0608	20MHz ~ 2GHz	Feb. 21, 2022	Feb. 20, 2023	Radiation (03CH03-CB)
Pre-Amplifier	Agilent	8447D	2944A10259	9kHz ~ 1.3GHz	Jan. 10, 2022	Jan. 09, 2023	Radiation (03CH03-CB)
Spectrum Analyzer	R&S	FSP40	100019	9kHz ~ 40GHz	Jun. 10, 2022	Jun. 09, 2023	Radiation (03CH03-CB)
EMI Test Receiver	R&S	ESCS	826547/017	9kHz ~ 2.75GHz	Jun. 17, 2022	Jun. 16, 2023	Radiation (03CH03-CB)
RF Cable-low	Woken	RG402	Low Cable-02+29	30MHz ~ 1GHz	Oct. 04, 2021	Oct. 03, 2022	Radiation (03CH03-CB)
RF Cable-low	Woken	RG402	Low Cable-02+29	30MHz ~ 1GHz	Oct. 03, 2022	Oct. 02, 2023	Radiation (03CH03-CB)
Test Software	SPORTON	SENSE	V5.10	-	N.C.R.	N.C.R.	Radiation (03CH03-CB)
3m Semi Anechoic Chamber VSWR	RIKEN	SAC-3M	03CH02-CB	1GHz ~18GHz	Mar. 26, 2022	Mar. 25, 2023	Radiation (03CH02-CB)
Horn Antenna	EMCO	3115	9610-4976	1GHz ~ 18GHz	Apr. 19, 2022	Apr. 18, 2023	Radiation (03CH02-CB)
Horn Antenna	SCHWARZBEAK	BBHA9170	BBHA9170252	15GHz ~ 40GHz	Aug. 22, 2022	Aug. 21, 2023	Radiation (03CH02-CB)



Pre-Amplifier	Agilent	83017A	MY39501305	1GHz ~ 26.5GHz	Jul. 01, 2022	Jun. 30, 2023	Radiation (03CH02-CB)
Pre-Amplifier	MITEQ	TTA1840-35-HG	1864479	18GHz ~ 40GHz	Jul. 20, 2022	Jul. 19, 2023	Radiation (03CH02-CB)
Spectrum analyzer	R&S	FSP	100593	9kHz~40GHz	Apr. 08, 2022	Apr. 07, 2023	Radiation (03CH02-CB)
RF Cable-high	Woken	RG402	High Cable-18	1GHz ~ 18GHz	Oct. 04, 2021	Oct. 03, 2022	Radiation (03CH02-CB)
RF Cable-high	Woken	RG402	High Cable-18	1GHz ~ 18GHz	Oct. 03, 2022	Oct. 02, 2023	Radiation (03CH02-CB)
RF Cable-high	Woken	RG402	High Cable-18+19	1GHz ~ 18GHz	Oct. 04, 2021	Oct. 03, 2022	Radiation (03CH02-CB)
RF Cable-high	Woken	RG402	High Cable-18+19	1GHz ~ 18GHz	Oct. 03, 2022	Oct. 02, 2023	Radiation (03CH02-CB)
High Cable	Woken	WCA0929M	40G#5+7	1GHz ~ 40 GHz	Dec. 14, 2021	Dec. 13, 2022	Radiation (03CH02-CB)
High Cable	Woken	WCA0929M	40G#5	1GHz ~ 40 GHz	Dec. 08, 2021	Dec. 07, 2022	Radiation (03CH02-CB)
High Cable	Woken	WCA0929M	40G#7	1GHz ~ 40 GHz	Dec. 14, 2021	Dec. 13, 2022	Radiation (03CH02-CB)
Test Software	SPORTON	SENSE	V5.10	-	N.C.R.	N.C.R.	Radiation (03CH02-CB)
3m Semi Anechoic Chamber VSWR	TDK	SAC-3M	03CH06-CB	1GHz ~18GHz 3m	Oct. 01, 2021	Sep. 30, 2022	Radiation (03CH06-CB)
3m Semi Anechoic Chamber VSWR	TDK	SAC-3M	03CH06-CB	1GHz ~18GHz 3m	Sep. 30, 2022	Sep. 29, 2023	Radiation (03CH06-CB)
Horn Antenna	SCHWARZBECK	BBHA9120 D	BBHA 9120D-1292	1GHz~18GHz	Aug. 09, 2022	Aug. 08, 2023	Radiation (03CH06-CB)
Horn Antenna	SCHWARZBEAK	BBHA9170	BBHA9170252	15GHz ~ 40GHz	Aug. 22, 2022	Aug. 21, 2023	Radiation (03CH06-CB)
Pre-Amplifier	Agilent	83017A	MY53270064	0.5GHz ~ 26.5GHz	Aug 02, 2022	Aug 01, 2023	Radiation (03CH06-CB)
Pre-Amplifier	MITEQ	TTA1840-35-HG	1864479	18GHz ~ 40GHz	Jul. 20, 2022	Jul. 19, 2023	Radiation (03CH06-CB)
Spectrum analyzer	R&S	FSP40	100080	9kHz~40GHz	Dec. 24, 2021	Dec. 23, 2022	Radiation (03CH06-CB)
RF Cable-high	Woken	RG402	High Cable-67	1GHz~18GHz	Feb. 24, 2022	Feb. 23, 2023	Radiation (03CH06-CB)
RF Cable-high	Woken	RG402	High Cable-67	1GHz~18GHz	Oct. 03, 2022	Oct. 02, 2023	Radiation (03CH06-CB)



RF Cable-high	Woken	RG402	High Cable-05+67	1GHz~18GHz	Feb. 24, 2022	Feb. 23, 2023	Radiation (03CH06-CB)
RF Cable-high	Woken	RG402	High Cable-05+67	1GHz~18GHz	Oct. 03, 2022	Oct. 02, 2023	Radiation (03CH06-CB)
High Cable	Woken	WCA0929M	40G#5+7	1GHz ~ 40 GHz	Dec. 14, 2021	Dec. 13, 2022	Radiation (03CH06-CB)
High Cable	Woken	WCA0929M	40G#5	1GHz ~ 40 GHz	Dec. 08, 2021	Dec. 07, 2022	Radiation (03CH06-CB)
High Cable	Woken	WCA0929M	40G#7	1GHz ~ 40 GHz	Dec. 14, 2021	Dec. 13, 2022	Radiation (03CH06-CB)
Test Software	SPORTON	SENSE	V5.10	-	N.C.R.	N.C.R.	Radiation (03CH06-CB)
3m Semi Anechoic Chamber VSWR	TDK	SAC-3M	03CH01-CB	1GHz ~18GHz 3m	May 06, 2022	May 05, 2023	Radiation (03CH01-CB)
Horn Antenna	ETS-LINDGREN	3115	00075790	750MHz ~ 18GHz	Nov. 06, 2021	Nov. 05, 2022	Radiation (03CH01-CB)
Horn Antenna	Schwarzbeck	BBHA 9170	BBHA9170252	15GHz ~ 40GHz	Aug. 22, 2022	Aug. 21, 2023	Radiation (03CH01-CB)
Pre-Amplifier	Agilent	8449B	3008A02121	1GHz ~ 26.5GHz	May 19, 2022	May 18, 2023	Radiation (03CH01-CB)
Pre-Amplifier	MITEQ	TTA1840-35-HG	1864479	18GHz ~ 40GHz	Jul. 20, 2022	Jul. 19, 2023	Radiation (03CH01-CB)
Spectrum Analyzer	R&S	FSP40	100056	9kHz ~ 40GHz	May 06, 2022	May 05, 2023	Radiation (03CH01-CB)
RF Cable-high	Woken	RG402	High Cable-16	1 GHz ~ 18 GHz	Oct. 03, 2022	Oct. 02, 2023	Radiation (03CH01-CB)
RF Cable-high	Woken	RG402	High Cable-16+17	1 GHz ~ 18 GHz	Oct. 03, 2022	Oct. 02, 2023	Radiation (03CH01-CB)
High Cable	Woken	WCA0929M	40G#5+7	1GHz ~ 40 GHz	Dec. 14, 2021	Dec. 13, 2022	Radiation (03CH01-CB)
High Cable	Woken	WCA0929M	40G#5	1GHz ~ 40 GHz	Dec. 08, 2021	Dec. 07, 2022	Radiation (03CH01-CB)
High Cable	Woken	WCA0929M	40G#7	1GHz ~ 40 GHz	Dec. 14, 2021	Dec. 13, 2022	Radiation (03CH01-CB)
Test Software	SPORTON	SENSE	V5.10	-	N.C.R.	N.C.R.	Radiation (03CH01-CB)
Spectrum analyzer	R&S	FSV40	101027	9kHz~40GHz	Aug. 15, 2022	Aug. 14, 2023	Conducted (TH02-CB)
Power Sensor	Anritsu	MA2411B	1126203	300MHz~40GHz	Oct. 25, 2021	Oct. 24, 2022	Conducted (TH02-CB)
Power Meter	Anritsu	ML2495A	1210004	300MHz~40GHz	Oct. 25, 2021	Oct. 24, 2022	Conducted (TH02-CB)



RF Cable-high	Woken	RG402	SWI-02-P1	1 GHz –26.5 GHz	Dec. 13, 2021	Dec. 12, 2022	Conducted (TH02-CB)
RF Cable-high	Woken	RG402	SWI-02-P2	1 GHz –26.5 GHz	Dec. 13, 2021	Dec. 12, 2022	Conducted (TH02-CB)
RF Cable-high	Woken	RG402	SWI-02-P3	1 GHz –26.5 GHz	Dec. 13, 2021	Dec. 12, 2022	Conducted (TH02-CB)
RF Cable-high	Woken	RG402	SWI-02-P4	1 GHz –26.5 GHz	Dec. 13, 2021	Dec. 12, 2022	Conducted (TH02-CB)
RF Cable-high	Woken	RG402	SWI-02-P5	1 GHz –26.5 GHz	Dec. 13, 2021	Dec. 12, 2022	Conducted (TH02-CB)
Switch	SPTCB	SP-SWI	SWI-02	1 GHz –26.5 GHz	Oct. 04, 2022	Oct. 03, 2023	Conducted (TH02-CB)
Test Software	SPORTON	SENSE	V5.10	-	N.C.R.	N.C.R.	Conducted (TH02-CB)

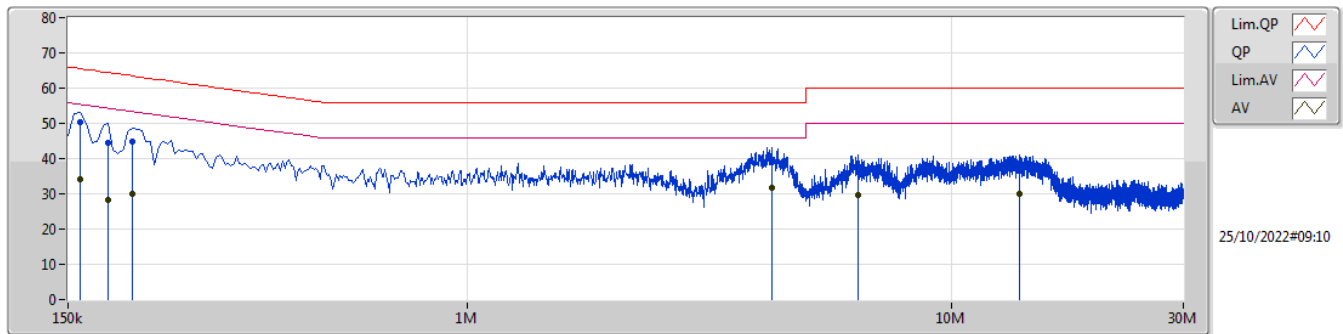
Note: Calibration Interval of instruments listed above is one year.
NCR means Non-Calibration required.



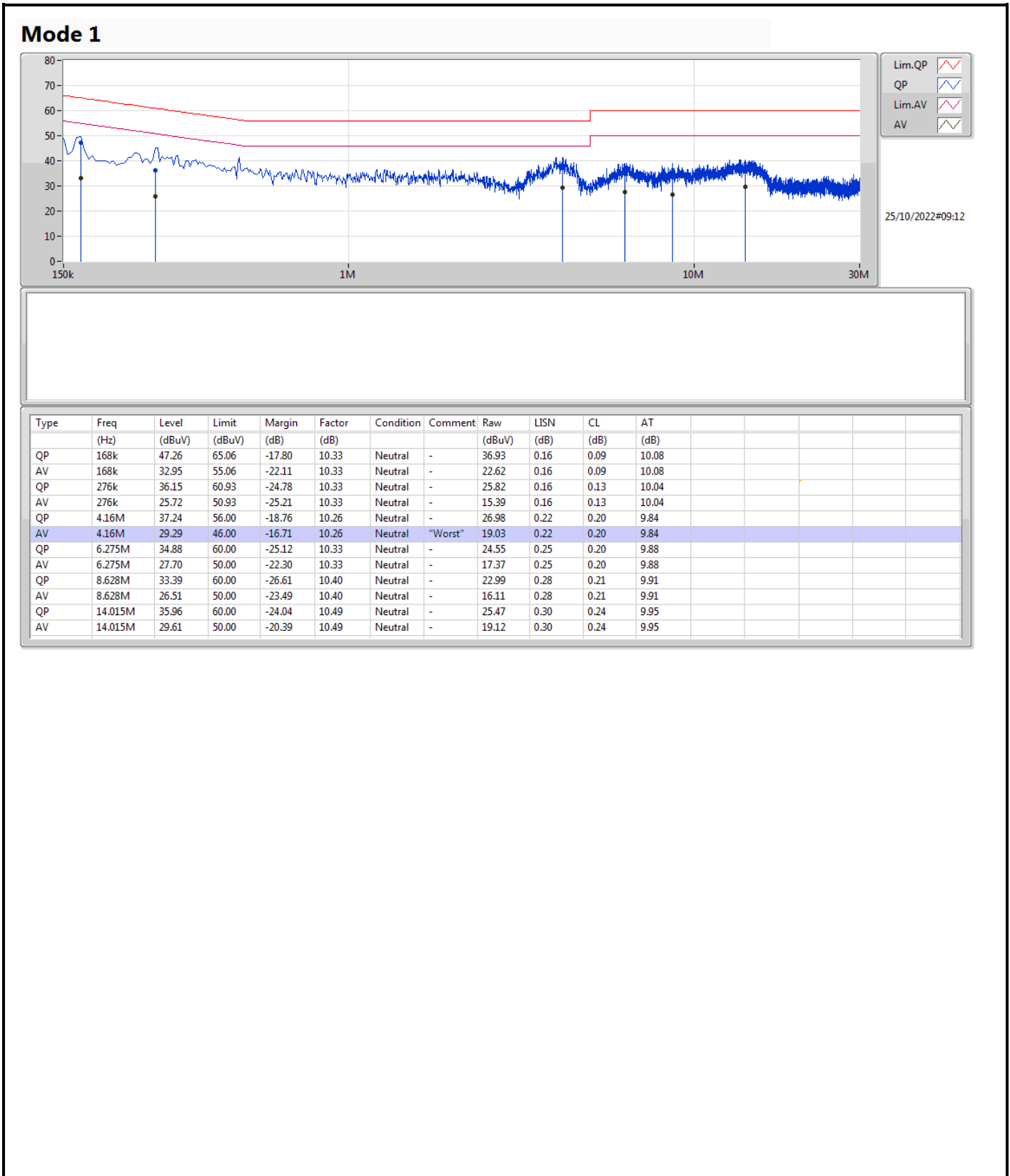
Summary

Mode	Result	Type	Freq (Hz)	Level (dBuV)	Limit (dBuV)	Margin (dB)	Condition
Mode 1	Pass	AV	4.25M	31.64	46.00	-14.36	Line

Mode 1



Type	Freq (Hz)	Level (dBuV)	Limit (dBuV)	Margin (dB)	Factor (dB)	Condition	Comment	Raw (dBuV)	LISN (dB)	CL (dB)	AT (dB)
QP	159k	50.41	65.52	-15.11	10.30	Line	-	40.11	0.12	0.09	10.09
AV	159k	34.21	55.52	-21.31	10.30	Line	-	23.91	0.12	0.09	10.09
QP	181.5k	44.58	64.41	-19.83	10.29	Line	-	34.29	0.12	0.10	10.07
AV	181.5k	28.28	54.41	-26.13	10.29	Line	-	17.99	0.12	0.10	10.07
QP	204k	44.82	63.44	-18.62	10.29	Line	-	34.53	0.12	0.11	10.06
AV	204k	30.05	53.44	-23.39	10.29	Line	-	19.76	0.12	0.11	10.06
QP	4.25M	39.01	56.00	-16.99	10.29	Line	-	28.72	0.24	0.20	9.85
AV	4.25M	31.64	46.00	-14.36	10.29	Line	"Worst"	21.35	0.24	0.20	9.85
QP	6.401M	36.34	60.00	-23.66	10.38	Line	-	25.96	0.29	0.21	9.88
AV	6.401M	29.60	50.00	-20.40	10.38	Line	-	19.22	0.29	0.21	9.88
QP	13.785M	36.67	60.00	-23.33	10.55	Line	-	26.12	0.36	0.24	9.95
AV	13.785M	30.07	50.00	-19.93	10.55	Line	-	19.52	0.36	0.24	9.95



Summary

Mode	Max-N dB (Hz)	Max-OBW (Hz)	ITU-Code	Min-N dB (Hz)	Min-OBW (Hz)
2.4-2.4835GHz	-	-	-	-	-
802.11b_Nss1,(1Mbps)_4TX	8.55M	13.193M	13M2G1D	7.6M	12.819M
802.11g_Nss1,(6Mbps)_4TX	15.325M	16.742M	16M8D1D	15.025M	16.392M
802.11ax HEW20_Nss1,(MCS0)_4TX	18.7M	19.09M	19M1D1D	16.4M	18.791M
802.11ax HEW40_Nss1,(MCS0)_4TX	37.65M	37.831M	37M9D1D	35.05M	37.531M

Max-N dB = Maximum 6dB down bandwidth; Max-OBW = Maximum 99% occupied bandwidth;
 Min-N dB = Minimum 6dB down bandwidth; Min-OBW = Minimum 99% occupied bandwidth

Result

Mode	Result	Limit (Hz)	Port 1-N dB (Hz)	Port 1-OBW (Hz)	Port 2-N dB (Hz)	Port 2-OBW (Hz)	Port 3-N dB (Hz)	Port 3-OBW (Hz)	Port 4-N dB (Hz)	Port 4-OBW (Hz)
802.11b_Nss1,(1Mbps)_4TX	-	-	-	-	-	-	-	-	-	-
2412MHz	Pass	500k	8.05M	13.043M	8.025M	12.969M	8.05M	12.994M	8.05M	12.819M
2437MHz	Pass	500k	8.05M	12.944M	8M	12.969M	8.55M	13.018M	8.05M	12.944M
2462MHz	Pass	500k	8.525M	13.168M	8.55M	13.168M	8.5M	13.193M	7.6M	13.018M
802.11g_Nss1,(6Mbps)_4TX	-	-	-	-	-	-	-	-	-	-
2412MHz	Pass	500k	15.075M	16.442M	15.075M	16.517M	15.275M	16.492M	15.025M	16.392M
2437MHz	Pass	500k	15.05M	16.567M	15.1M	16.667M	15.1M	16.742M	15.075M	16.617M
2462MHz	Pass	500k	15.05M	16.442M	15.125M	16.467M	15.025M	16.467M	15.325M	16.492M
802.11ax HEW20_Nss1,(MCS0)_4TX	-	-	-	-	-	-	-	-	-	-
2412MHz	Pass	500k	17.65M	18.841M	18.075M	18.841M	18M	18.816M	16.4M	18.791M
2437MHz	Pass	500k	18.525M	19.015M	18.225M	19.09M	18.575M	19.04M	17.875M	19.015M
2462MHz	Pass	500k	17.75M	18.891M	17.975M	18.916M	18.225M	18.891M	18.7M	18.891M
802.11ax HEW40_Nss1,(MCS0)_4TX	-	-	-	-	-	-	-	-	-	-
2422MHz	Pass	500k	35.75M	37.681M	35.05M	37.731M	35.1M	37.531M	35.5M	37.581M
2437MHz	Pass	500k	36.5M	37.781M	36.25M	37.831M	36.35M	37.781M	37.65M	37.831M
2452MHz	Pass	500k	35.1M	37.631M	36.25M	37.731M	35.1M	37.581M	35.05M	37.631M

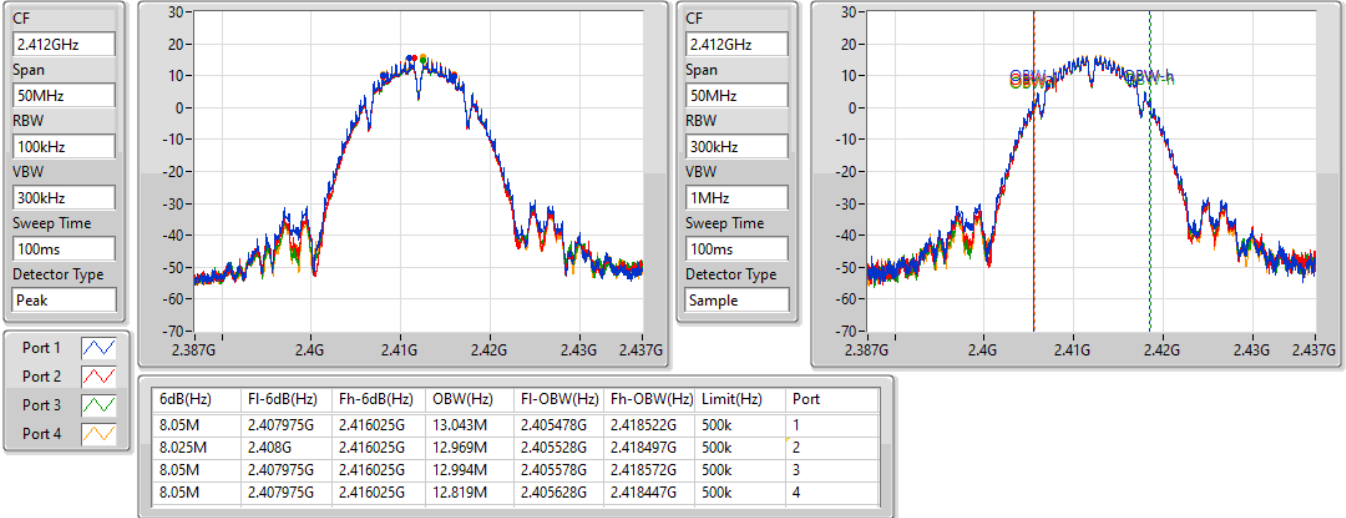
Port X-N dB = Port X 6dB down bandwidth;
 Port X-OBW = Port X 99% occupied bandwidth

802.11b_Nss1,(1Mbps)_4TX

EBW

2412MHz

30/09/2022

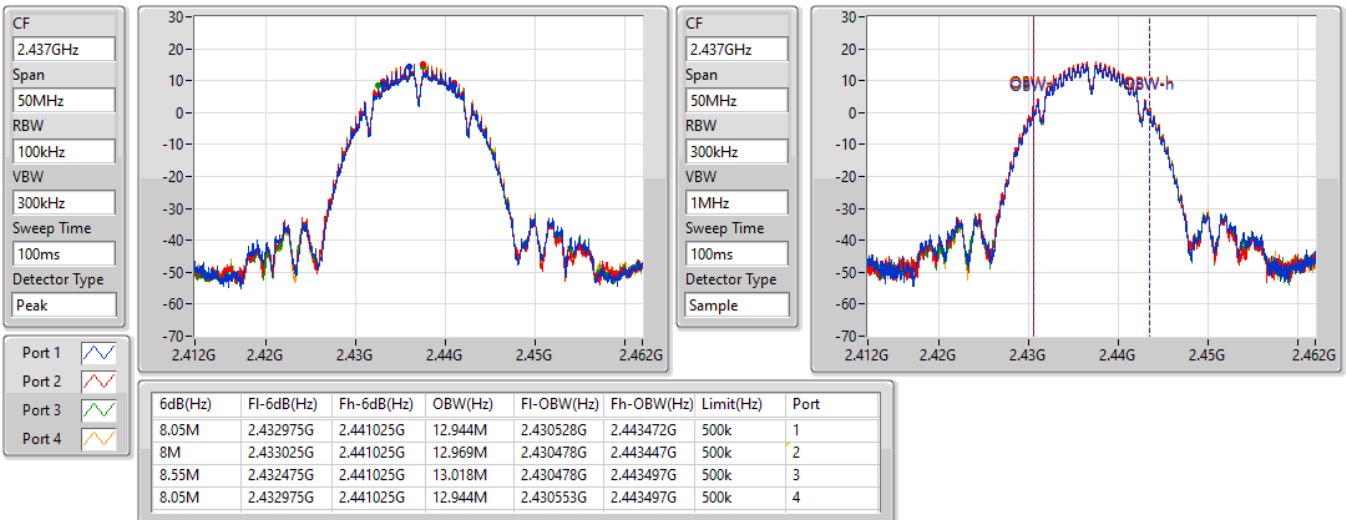


802.11b_Nss1,(1Mbps)_4TX

EBW

2437MHz

30/09/2022

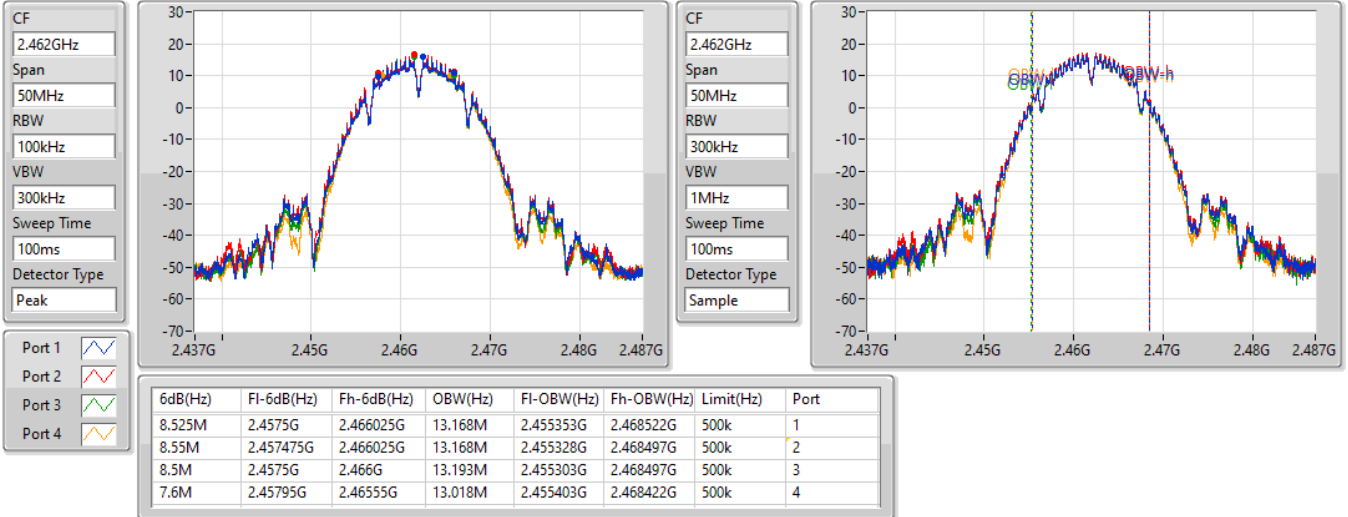


802.11b_Nss1,(1Mbps)_4TX

EBW

2462MHz

30/09/2022

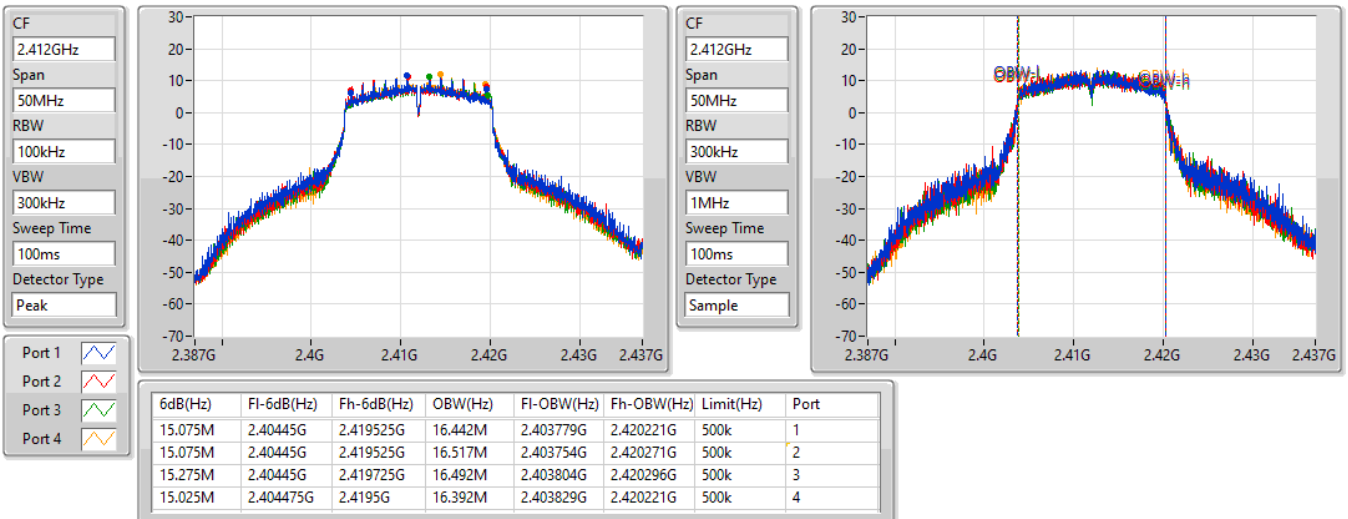


802.11g_Nss1,(6Mbps)_4TX

EBW

2412MHz

30/09/2022

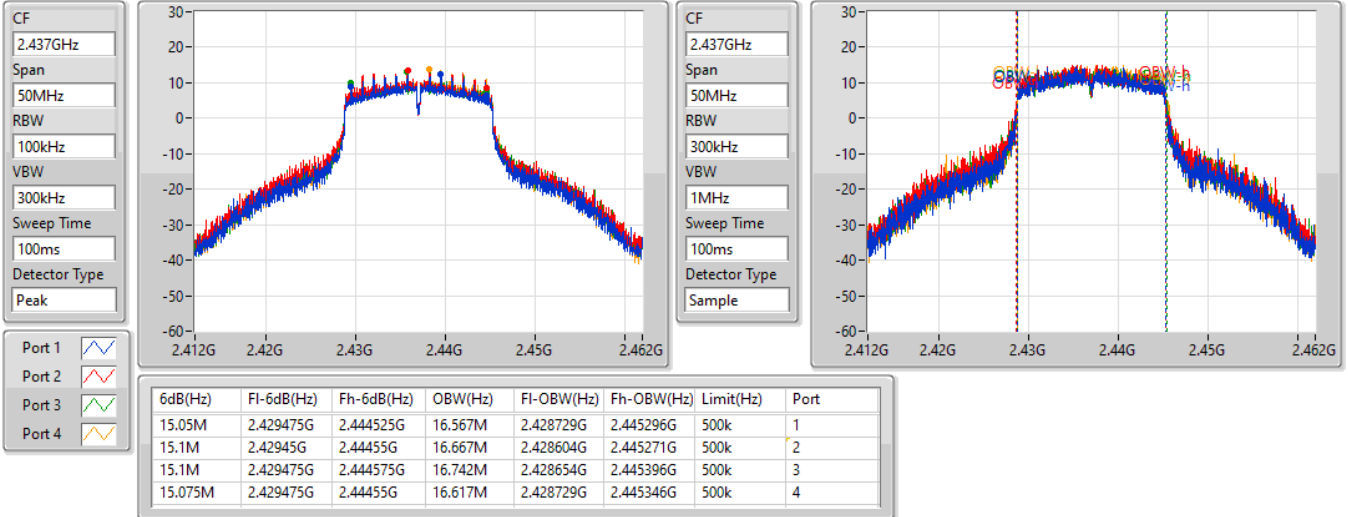


802.11g_Nss1,(6Mbps)_4TX

EBW

2437MHz

30/09/2022

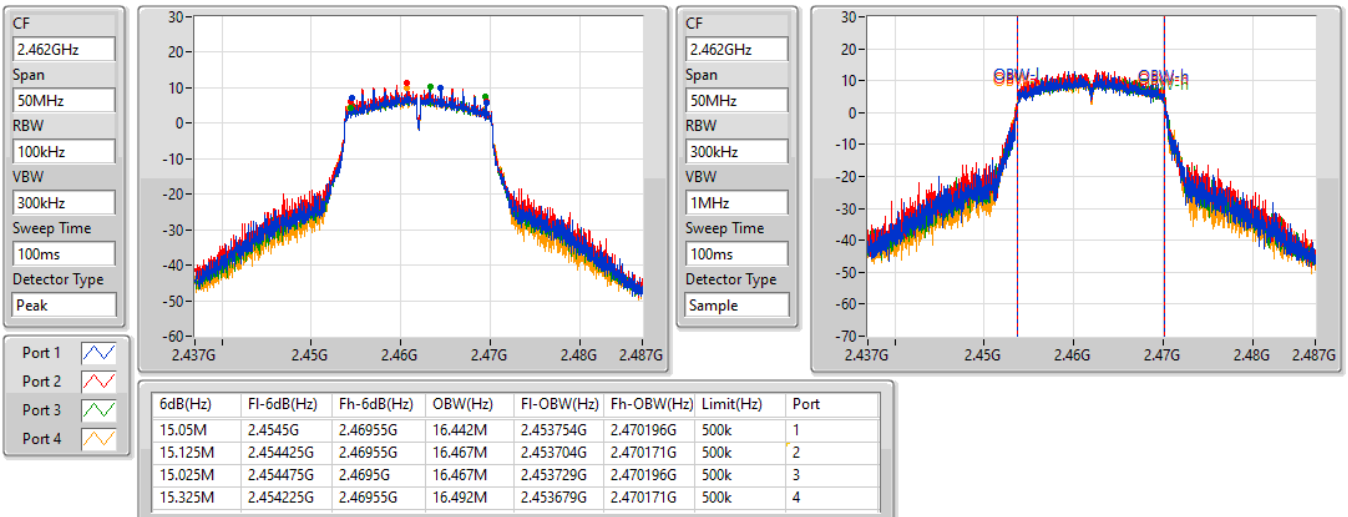


802.11g_Nss1,(6Mbps)_4TX

EBW

2462MHz

30/09/2022

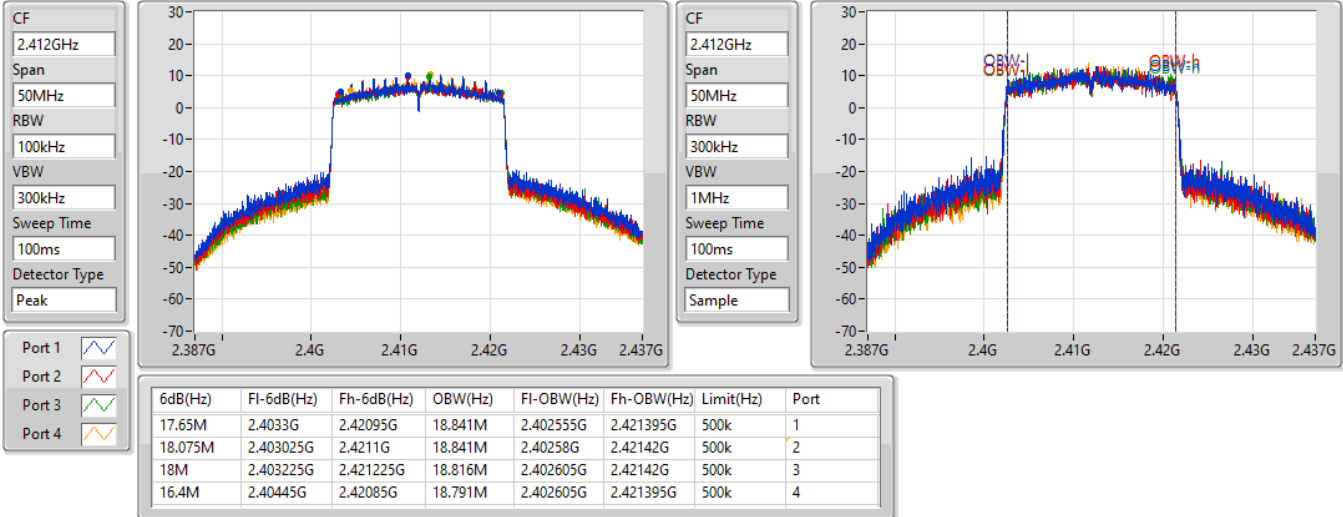


802.11ax HEW20_Nss1,(MCS0)_4TX

EBW

2412MHz

30/09/2022

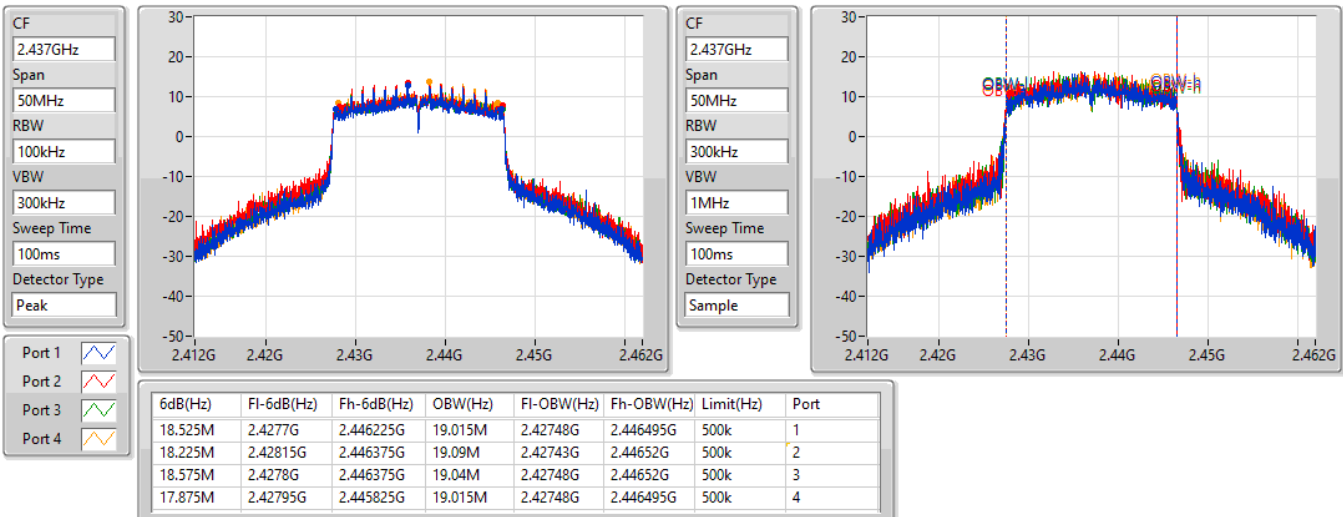


802.11ax HEW20_Nss1,(MCS0)_4TX

EBW

2437MHz

30/09/2022

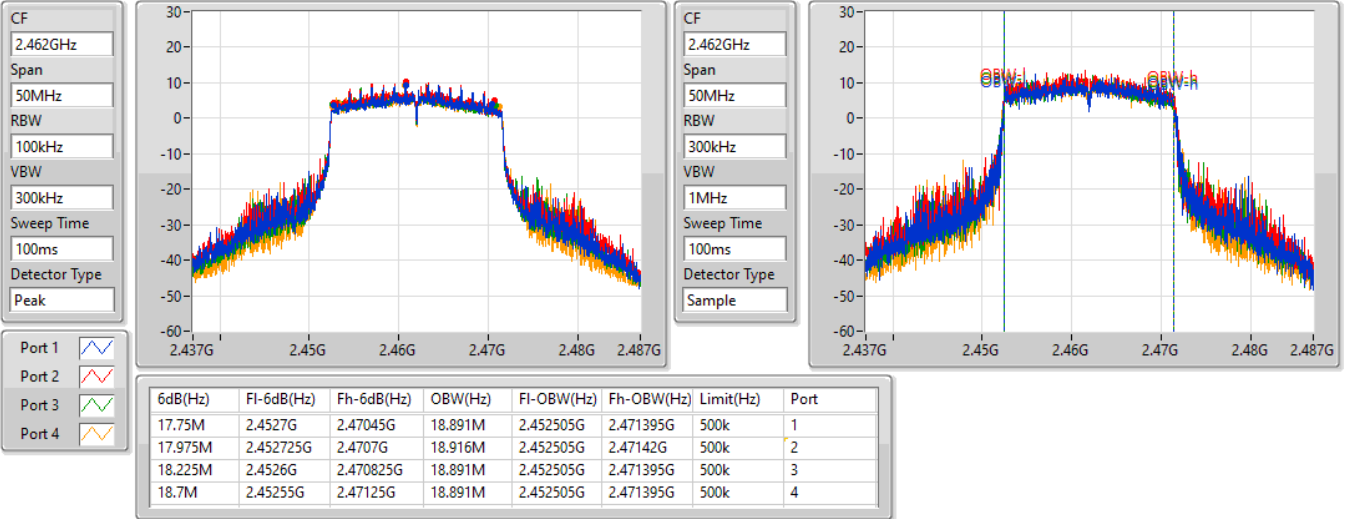


802.11ax HEW20_Nss1,(MCS0)_4TX

EBW

2462MHz

30/09/2022

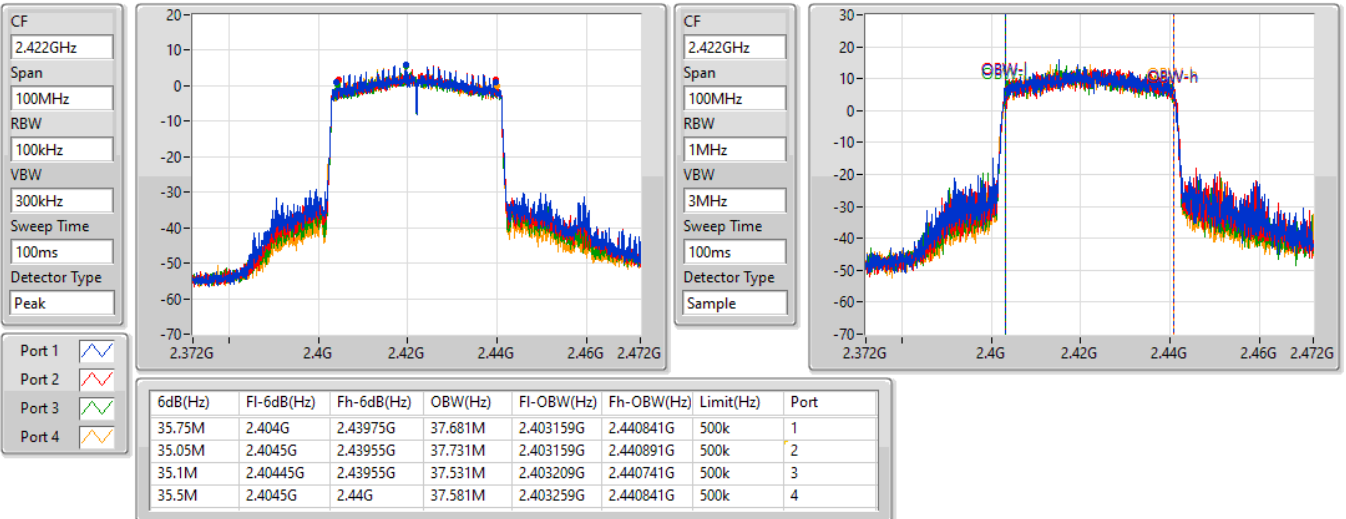


802.11ax HEW40_Nss1,(MCS0)_4TX

EBW

2422MHz

30/09/2022

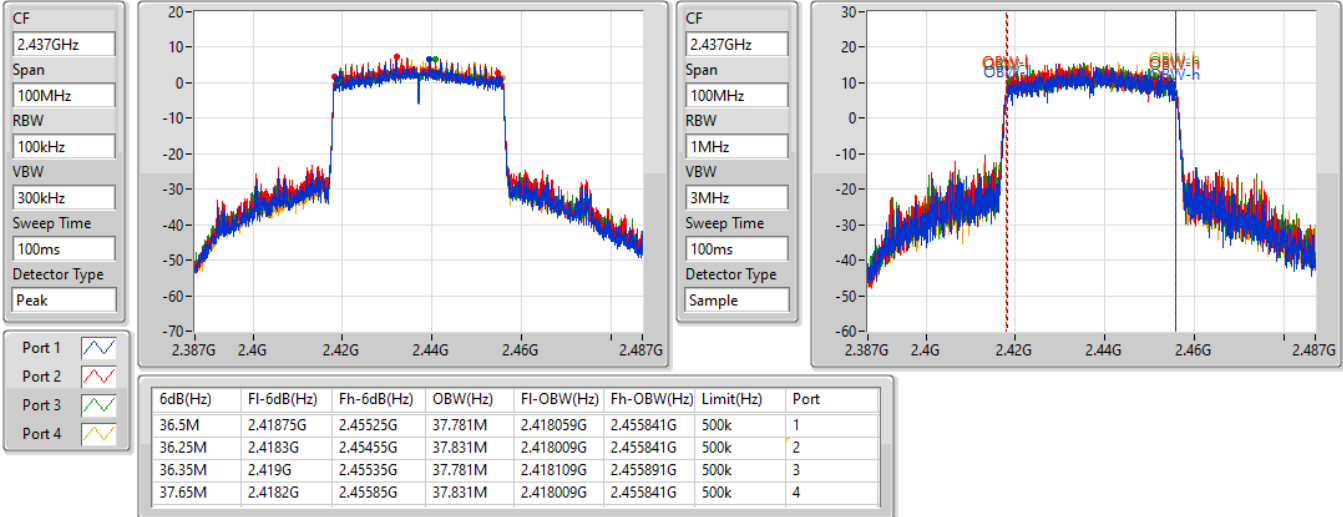


802.11ax HEW40_Nss1,(MCS0)_4TX

EBW

2437MHz

30/09/2022

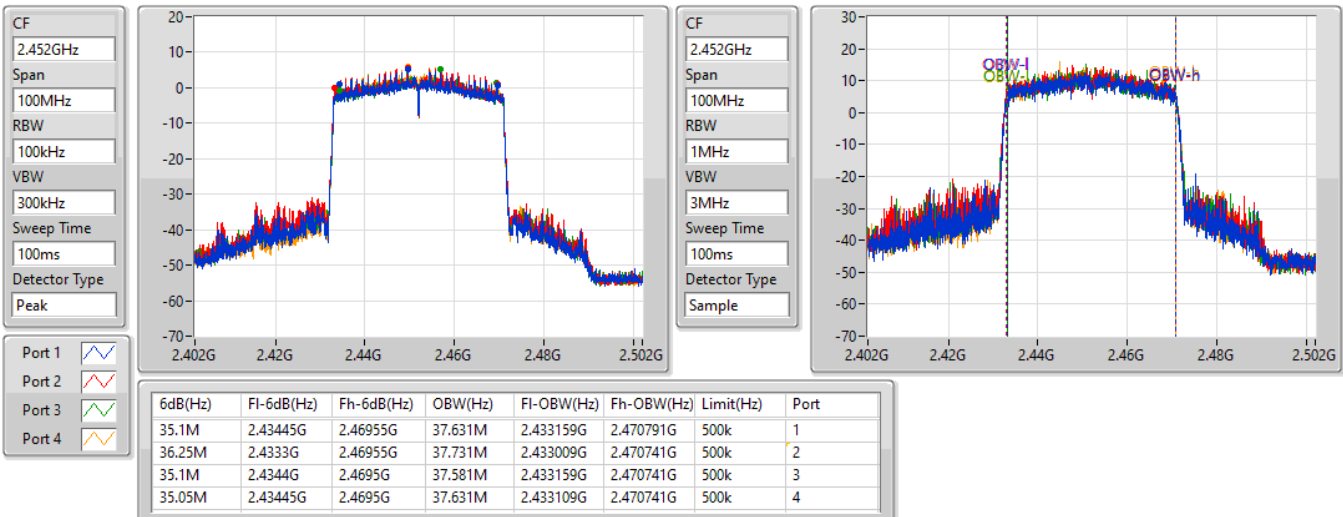


802.11ax HEW40_Nss1,(MCS0)_4TX

EBW

2452MHz

30/09/2022





Summary

Mode	Total Power (dBm)	Total Power (W)
2.4-2.4835GHz	-	-
802.11b_Nss1,(1Mbps)_4TX	29.82	0.95940
802.11g_Nss1,(6Mbps)_4TX	29.81	0.95719
802.11ax HEW20_Nss1,(MCS0)_4TX	29.92	0.98175
802.11ax HEW20-BF_Nss1,(MCS0)_4TX	29.16	0.82414
802.11ax HEW40_Nss1,(MCS0)_4TX	26.38	0.43451
802.11ax HEW40-BF_Nss1,(MCS0)_4TX	29.16	0.82414



Result

Mode	Result	DG (dBi)	Port 1 (dBm)	Port 2 (dBm)	Port 3 (dBm)	Port 4 (dBm)	Total Power (dBm)	Power Limit (dBm)
802.11b_Nss1,(1Mbps)_4TX	-	-	-	-	-	-	-	-
2412MHz	Pass	3.78	23.81	23.58	23.57	24.22	29.82	30.00
2417MHz								
2437MHz	Pass	3.78	23.29	24.03	23.67	24.17	29.82	30.00
2457MHz	Pass	3.78	22.9	23.71	23.56	24.06	29.60	30.00
2462MHz	Pass	3.78	23.44	24.23	23.62	23.52	29.73	30.00
802.11g_Nss1,(6Mbps)_4TX	-	-	-	-	-	-	-	-
2412MHz	Pass	3.78	21.8	21.74	21.65	22.2	27.87	30.00
2417MHz	Pass	3.78	23.58	23.79	23.59	24.06	29.78	30.00
2437MHz	Pass	3.78	23.25	24.08	23.63	24.13	29.81	30.00
2457MHz	Pass	3.78	23.17	23.99	23.79	24.1	29.80	30.00
2462MHz	Pass	3.78	20.79	21.71	20.95	20.75	27.09	30.00
802.11ax HEW20_Nss1,(MCS0)_4TX	-	-	-	-	-	-	-	-
2412MHz	Pass	3.78	20.85	20.74	20.65	21.06	26.85	30.00
2417MHz	Pass	3.78	23.63	23.9	23.75	24.1	29.87	30.00
2437MHz	Pass	3.78	23.34	24.2	23.81	24.21	29.92	30.00
2457MHz	Pass	3.78	22.42	23.36	23.13	23.55	29.16	30.00
2462MHz	Pass	3.78	20.09	20.97	20.32	20.06	26.40	30.00
802.11ax HEW40_Nss1,(MCS0)_4TX	-	-	-	-	-	-	-	-
2422MHz	Pass	3.78	18.73	18.87	18.51	18.64	24.71	30.00
2437MHz	Pass	3.78	19.81	20.67	20.33	20.57	26.38	30.00
2452MHz	Pass	3.78	18	18.69	18.5	18.82	24.53	30.00
802.11ax HEW20-BF_Nss1,(MCS0)_4TX	-	-	-	-	-	-	-	-
2412MHz	Pass	6.80	20.85	20.74	20.65	21.06	26.85	29.20
2417MHz	Pass	6.80	23.01	23.09	22.9	23.26	29.09	29.20
2437MHz	Pass	6.80	22.35	23.23	22.76	23.19	28.92	29.20
2457MHz	Pass	6.80	22.42	23.36	23.13	23.55	29.16	29.20
2462MHz	Pass	6.80	20.09	20.97	20.32	20.26	26.44	29.20
802.11ax HEW40-BF_Nss1,(MCS0)_4TX	-	-	-	-	-	-	-	-
2422MHz	Pass	6.80	22.35	23.23	22.76	23.19	28.92	29.20
2437MHz	Pass	6.80	22.42	23.36	23.13	23.55	29.16	29.20
2452MHz	Pass	6.80	20.09	20.97	20.32	20.26	26.44	29.20

DG = Directional Gain; Port X = Port X output power



Summary

Mode	PD (dBm/RBW)
2.4-2.4835GHz	-
802.11b_Nss1,(1Mbps)_4TX	4.51
802.11g_Nss1,(6Mbps)_4TX	3.21
802.11ax HEW20_Nss1,(MCS0)_4TX	3.20
802.11ax HEW40_Nss1,(MCS0)_4TX	-3.62

RBW = 3kHz;

Result

Mode	Result	DG (dBi)	Port 1 (dBm/RBW)	Port 2 (dBm/RBW)	Port 3 (dBm/RBW)	Port 4 (dBm/RBW)	PD (dBm/RBW)	PD Limit (dBm/RBW)
802.11b_Nss1,(1Mbps)_4TX	-	-	-	-	-	-	-	-
2412MHz	Pass	6.80	1.08	0.55	0.28	1.99	4.10	7.20
2437MHz	Pass	6.80	-0.67	0.32	0.25	1.04	4.45	7.20
2462MHz	Pass	6.80	0.50	1.69	0.04	0.29	4.51	7.20
802.11g_Nss1,(6Mbps)_4TX	-	-	-	-	-	-	-	-
2412MHz	Pass	6.80	-1.51	-3.82	-2.77	-2.66	0.99	7.20
2437MHz	Pass	6.80	-0.67	-0.56	-1.15	-0.47	3.21	7.20
2462MHz	Pass	6.80	-3.22	-2.61	-3.24	-4.14	0.08	7.20
802.11ax HEW20_Nss1,(MCS0)_4TX	-	-	-	-	-	-	-	-
2412MHz	Pass	6.80	-5.15	-4.88	-4.51	-5.26	-0.14	7.20
2437MHz	Pass	6.80	-3.31	-1.74	-1.67	-1.70	3.20	7.20
2462MHz	Pass	6.80	-5.26	-5.11	-5.86	-6.56	-0.58	7.20
802.11ax HEW40_Nss1,(MCS0)_4TX	-	-	-	-	-	-	-	-
2422MHz	Pass	6.80	-9.48	-9.69	-9.71	-8.64	-5.99	7.20
2437MHz	Pass	6.80	-7.87	-7.23	-7.49	-6.98	-3.62	7.20
2452MHz	Pass	6.80	-10.28	-8.96	-10.11	-9.44	-5.80	7.20

DG = Directional Gain; RBW = 3kHz;
 PD = trace bin-by-bin of each transmits port summing can be performed maximum power density; Port X = Port X Power Density;

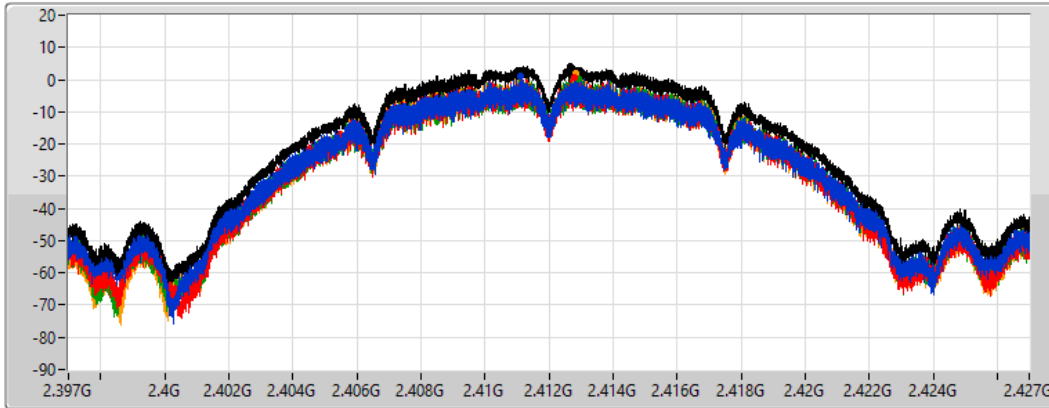
802.11b_Nss1,(1Mbps)_4TX

PSD

2412MHz

30/09/2022

CF
2.412GHz
Span
30MHz
RBW
3kHz
VBW
10kHz
Sweep Time
4.424357ms
Detector Type
Peak



Sum
Port 1
Port 2
Port 3
Port 4

Sum	PD	Port 1	Port 2	Port 3	Port 4
(dBm/RBW)	(dBm/RBW)	(dBm/RBW)	(dBm/RBW)	(dBm/RBW)	(dBm/RBW)
4.10	4.10	1.08	0.55	0.28	1.99

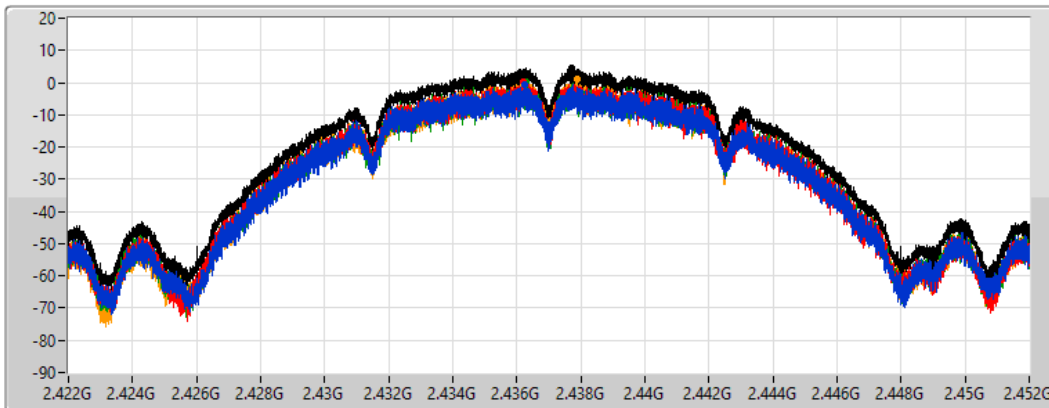
802.11b_Nss1,(1Mbps)_4TX

PSD

2437MHz

30/09/2022

CF
2.437GHz
Span
30MHz
RBW
3kHz
VBW
10kHz
Sweep Time
4.424357ms
Detector Type
Peak



Sum
Port 1
Port 2
Port 3
Port 4

Sum	PD	Port 1	Port 2	Port 3	Port 4
(dBm/RBW)	(dBm/RBW)	(dBm/RBW)	(dBm/RBW)	(dBm/RBW)	(dBm/RBW)
4.45	4.45	-0.67	0.32	0.25	1.04

802.11b_Nss1,(1Mbps)_4TX

PSD

2462MHz

30/09/2022

CF
2.462GHz

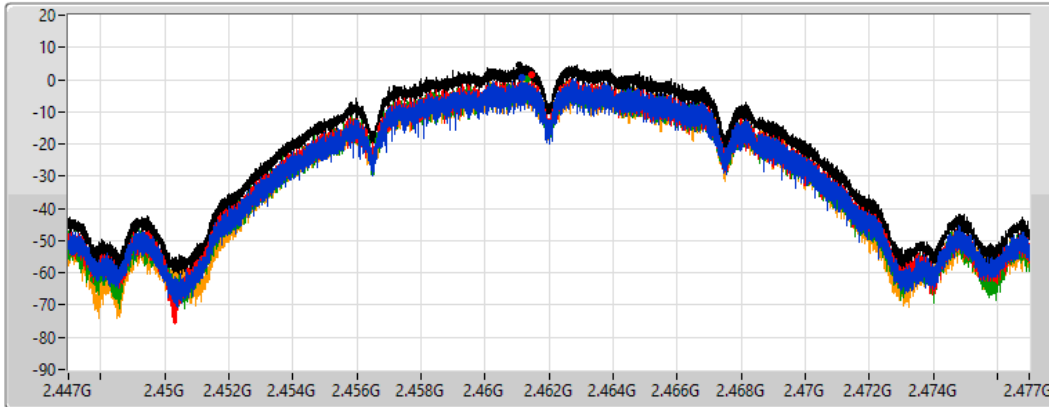
Span
30MHz


RBW
3kHz


VBW
10kHz


Sweep Time
4.424357ms


Detector Type
Peak




Sum 

Port 1 

Port 2 

Port 3 

Port 4 

Sum	PD	Port 1	Port 2	Port 3	Port 4
(dBm/RBW)	(dBm/RBW)	(dBm/RBW)	(dBm/RBW)	(dBm/RBW)	(dBm/RBW)
4.51	4.51	0.50	1.69	0.04	0.29

802.11g_Nss1,(6Mbps)_4TX

PSD

2412MHz

30/09/2022

CF
2.412GHz

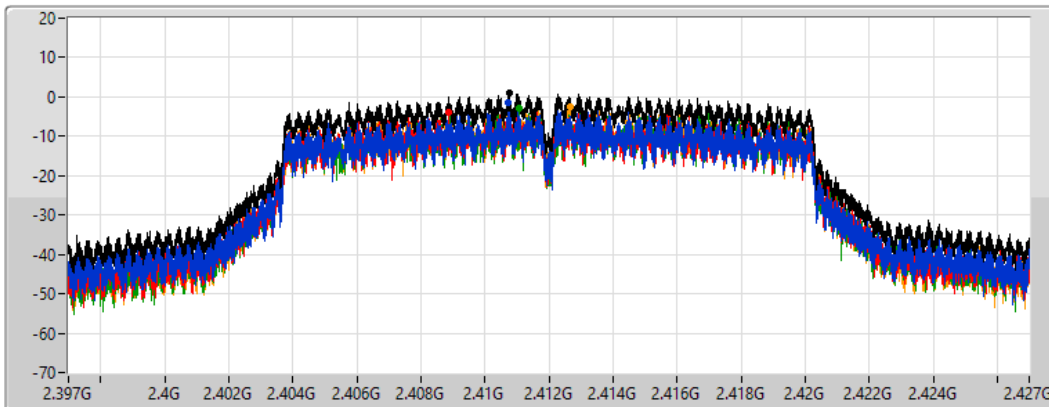
Span
30MHz


RBW
3kHz


VBW
10kHz


Sweep Time
4.424357ms


Detector Type
Peak




Sum 

Port 1 

Port 2 

Port 3 

Port 4 

Sum	PD	Port 1	Port 2	Port 3	Port 4
(dBm/RBW)	(dBm/RBW)	(dBm/RBW)	(dBm/RBW)	(dBm/RBW)	(dBm/RBW)
0.99	0.99	-1.51	-3.82	-2.77	-2.66

802.11g_Nss1,(6Mbps)_4TX

PSD

2437MHz

30/09/2022

CF
2.437GHz

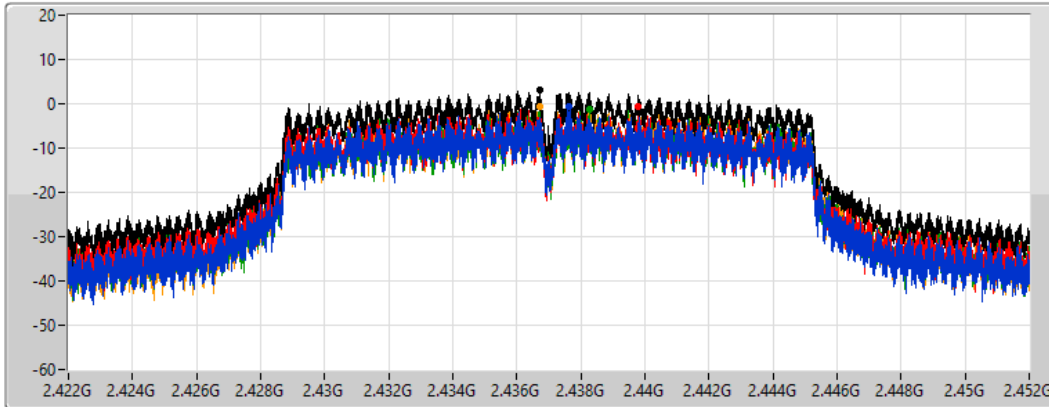
Span
30MHz


RBW
3kHz


VBW
10kHz


Sweep Time
4.424357ms


Detector Type
Peak




Sum 

Port 1 

Port 2 

Port 3 

Port 4 

Sum	PD	Port 1	Port 2	Port 3	Port 4
(dBm/RBW)	(dBm/RBW)	(dBm/RBW)	(dBm/RBW)	(dBm/RBW)	(dBm/RBW)
3.21	3.21	-0.67	-0.56	-1.15	-0.47

802.11g_Nss1,(6Mbps)_4TX

PSD

2462MHz

30/09/2022

CF
2.462GHz

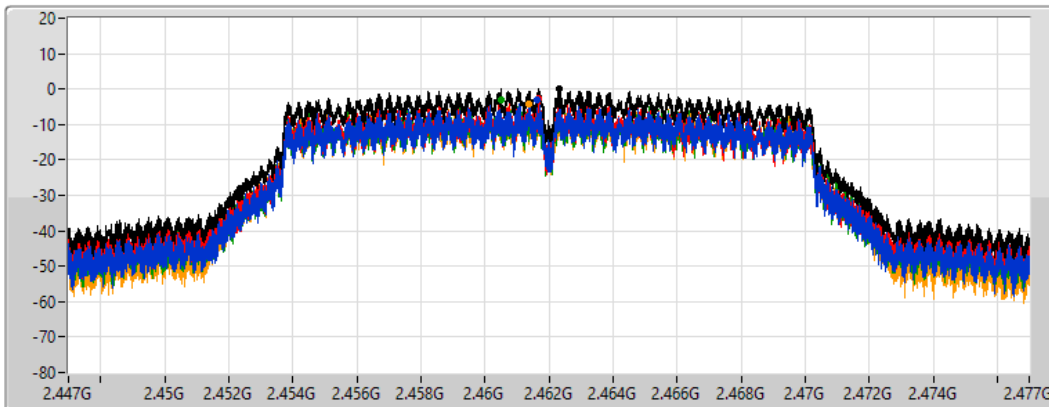
Span
30MHz


RBW
3kHz


VBW
10kHz


Sweep Time
4.424357ms


Detector Type
Peak




Sum 

Port 1 

Port 2 

Port 3 

Port 4 

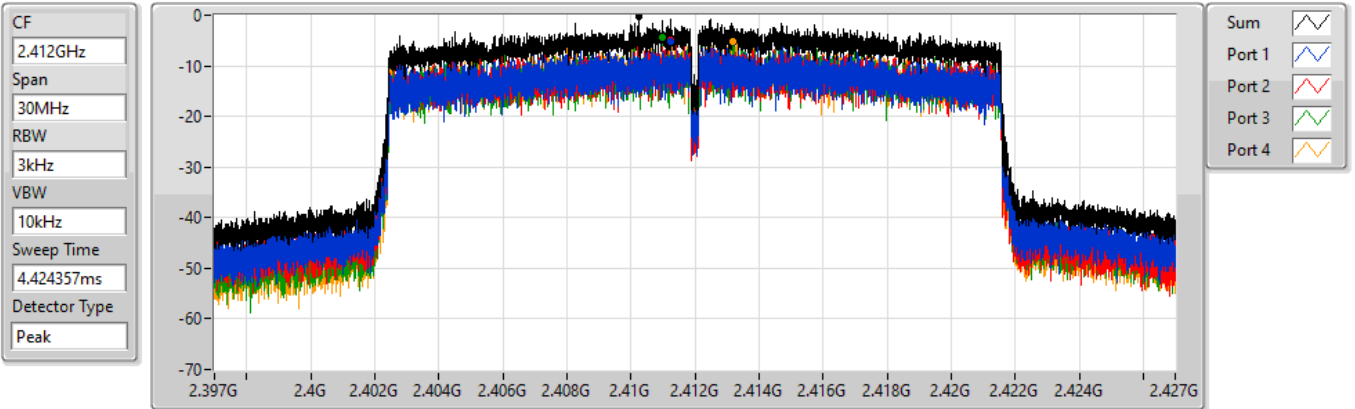
Sum	PD	Port 1	Port 2	Port 3	Port 4
(dBm/RBW)	(dBm/RBW)	(dBm/RBW)	(dBm/RBW)	(dBm/RBW)	(dBm/RBW)
0.08	0.08	-3.22	-2.61	-3.24	-4.14

802.11ax HEW20_Nss1,(MCS0)_4TX

PSD

2412MHz

30/09/2022



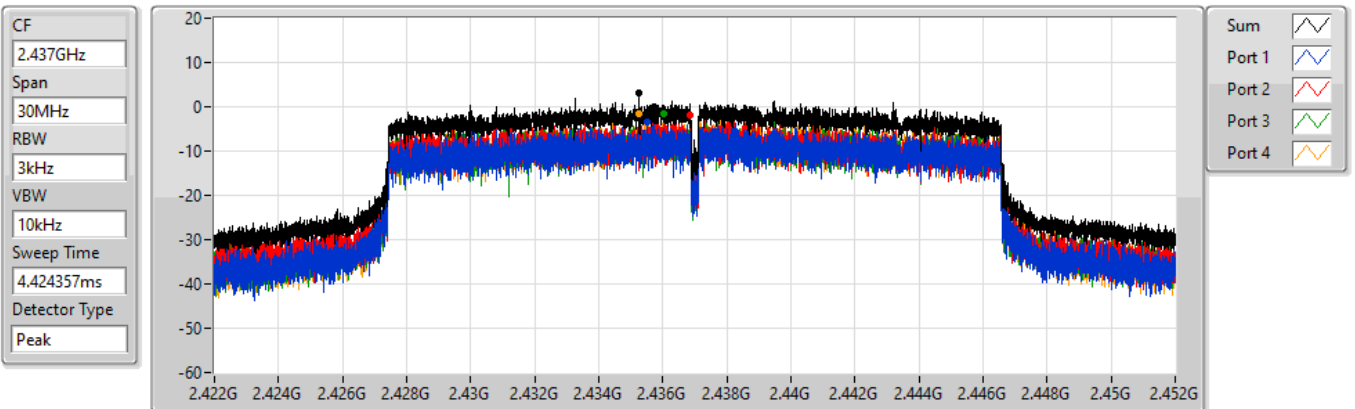
Sum	PD	Port 1	Port 2	Port 3	Port 4
(dBm/RBW)	(dBm/RBW)	(dBm/RBW)	(dBm/RBW)	(dBm/RBW)	(dBm/RBW)
-0.14	-0.14	-5.15	-4.88	-4.51	-5.26

802.11ax HEW20_Nss1,(MCS0)_4TX

PSD

2437MHz

30/09/2022



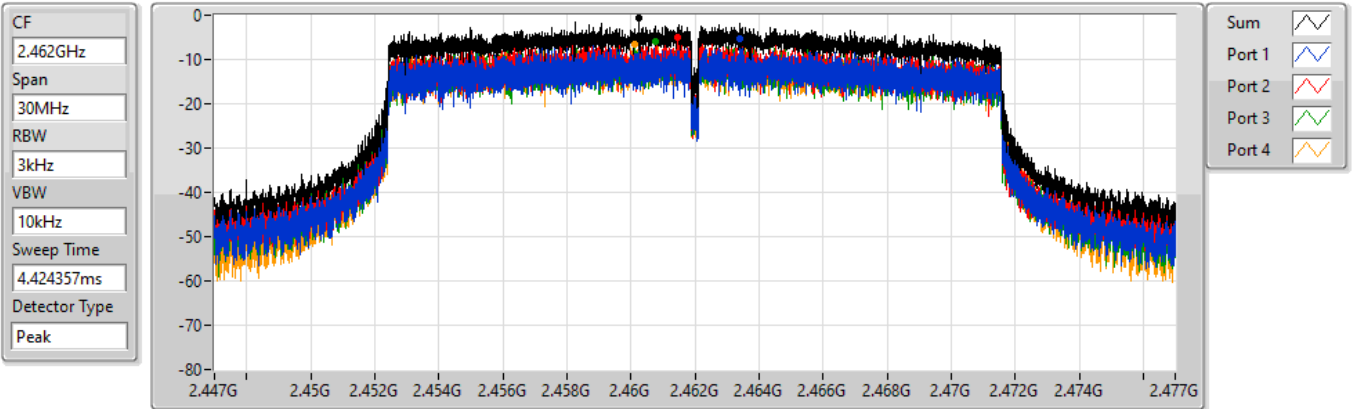
Sum	PD	Port 1	Port 2	Port 3	Port 4
(dBm/RBW)	(dBm/RBW)	(dBm/RBW)	(dBm/RBW)	(dBm/RBW)	(dBm/RBW)
3.20	3.20	-3.31	-1.74	-1.67	-1.70

802.11ax HEW20_Nss1,(MCS0)_4TX

PSD

2462MHz

30/09/2022



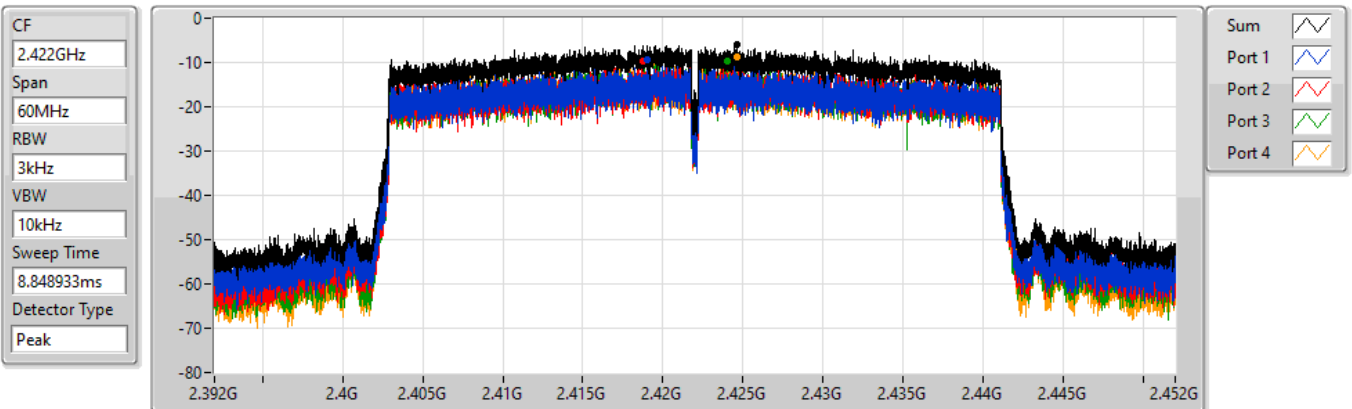
Sum	PD	Port 1	Port 2	Port 3	Port 4
(dBm/RBW)	(dBm/RBW)	(dBm/RBW)	(dBm/RBW)	(dBm/RBW)	(dBm/RBW)
-0.58	-0.58	-5.26	-5.11	-5.86	-6.56

802.11ax HEW40_Nss1,(MCS0)_4TX

PSD

2422MHz

30/09/2022



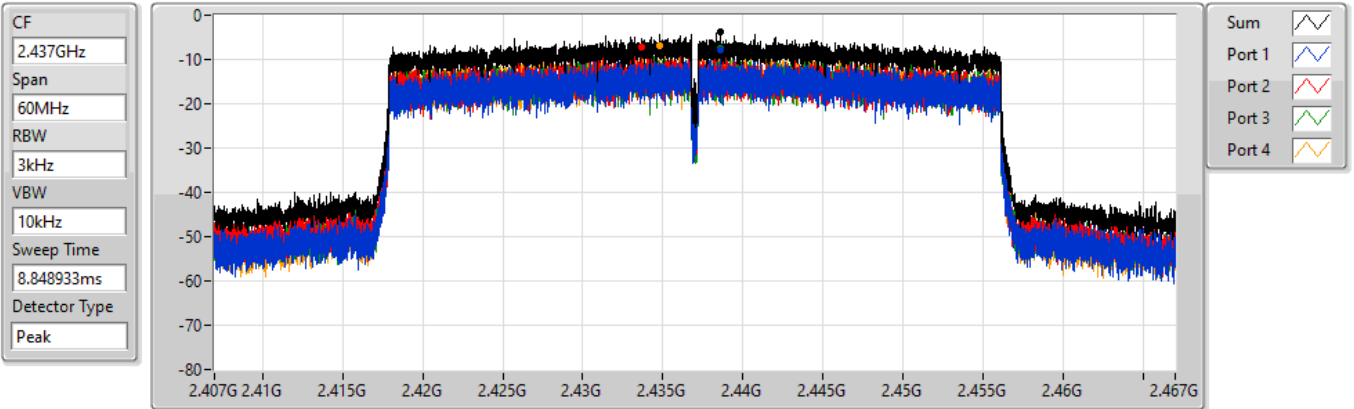
Sum	PD	Port 1	Port 2	Port 3	Port 4
(dBm/RBW)	(dBm/RBW)	(dBm/RBW)	(dBm/RBW)	(dBm/RBW)	(dBm/RBW)
-5.99	-5.99	-9.48	-9.69	-9.71	-8.64

802.11ax HEW40_Nss1,(MCS0)_4TX

PSD

2437MHz

30/09/2022



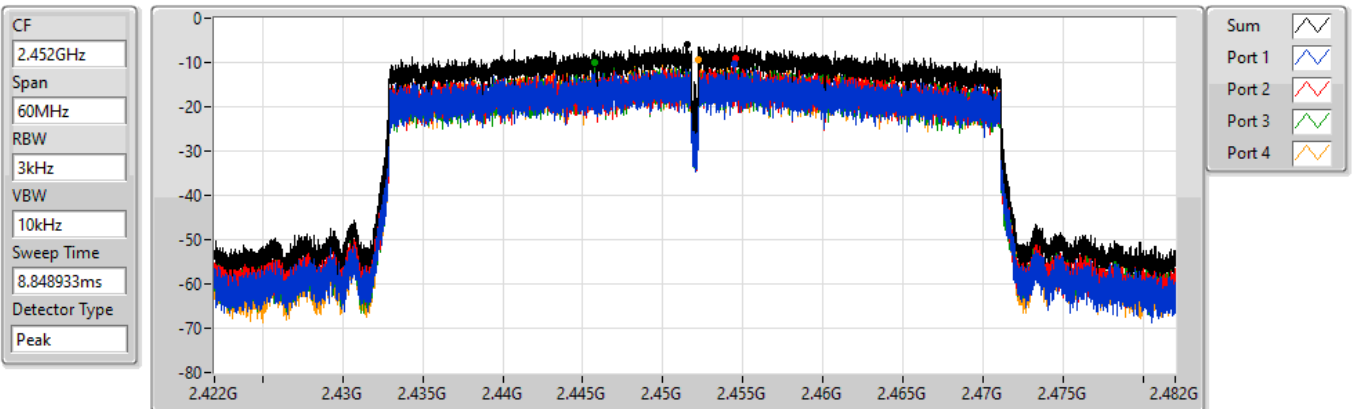
Sum	PD	Port 1	Port 2	Port 3	Port 4
(dBm/RBW)	(dBm/RBW)	(dBm/RBW)	(dBm/RBW)	(dBm/RBW)	(dBm/RBW)
-3.62	-3.62	-7.87	-7.23	-7.49	-6.98

802.11ax HEW40_Nss1,(MCS0)_4TX

PSD

2452MHz

30/09/2022



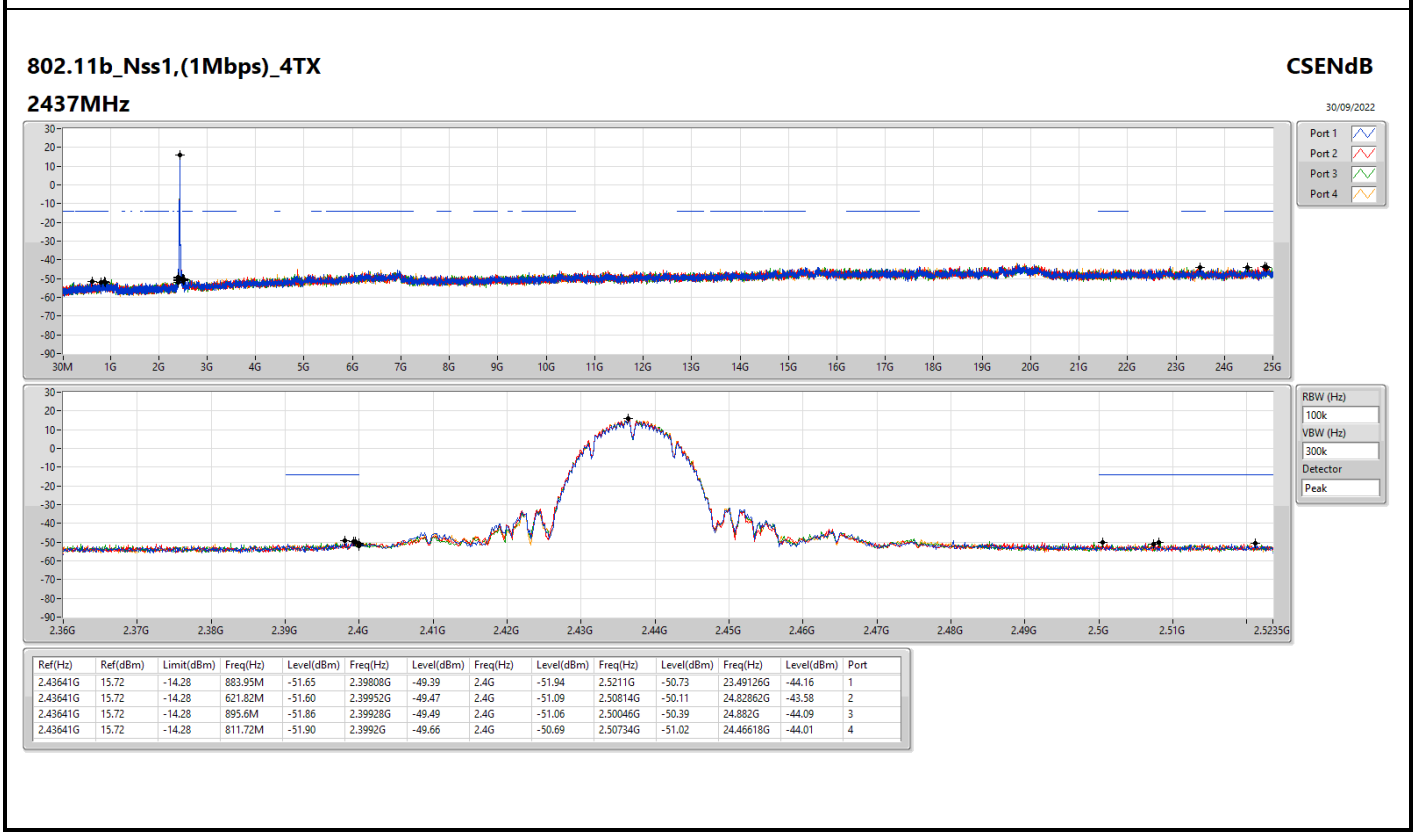
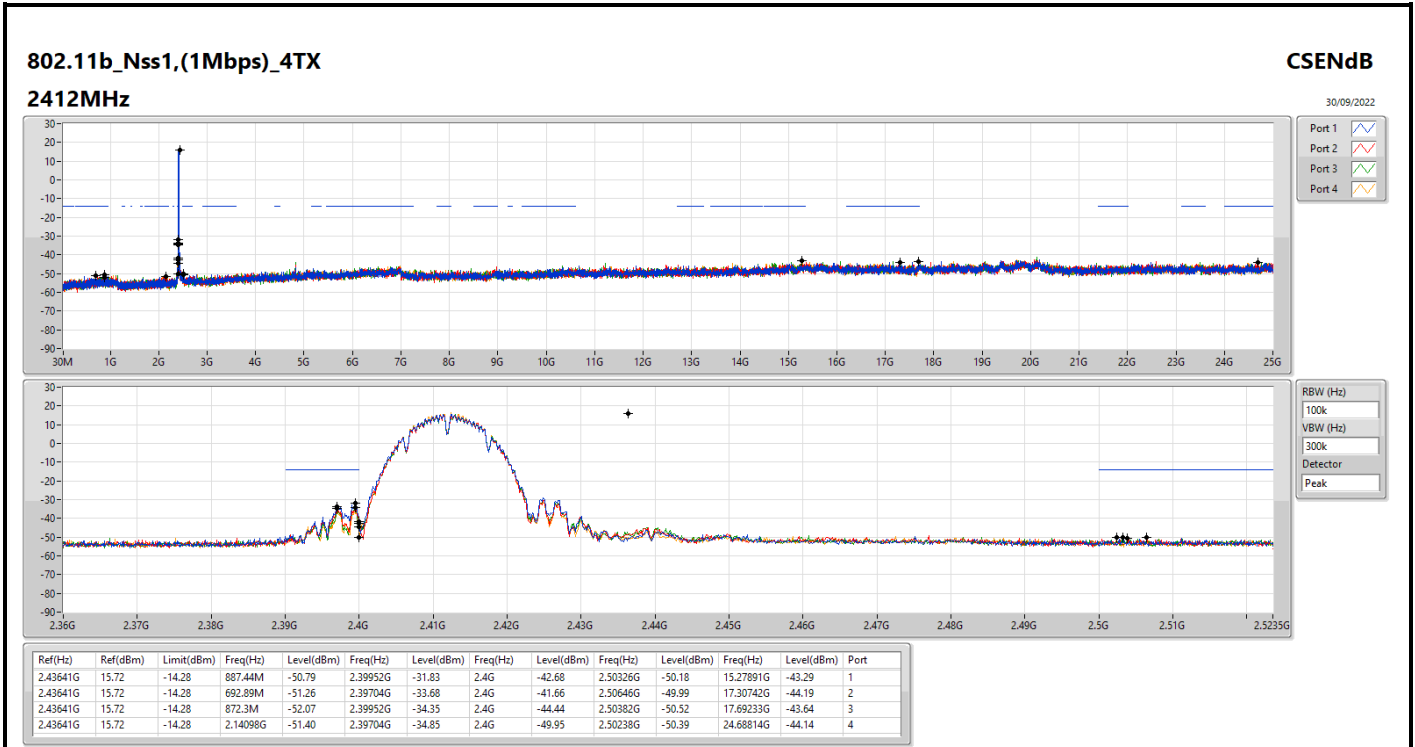
Sum	PD	Port 1	Port 2	Port 3	Port 4
(dBm/RBW)	(dBm/RBW)	(dBm/RBW)	(dBm/RBW)	(dBm/RBW)	(dBm/RBW)
-5.80	-5.80	-10.28	-8.96	-10.11	-9.44

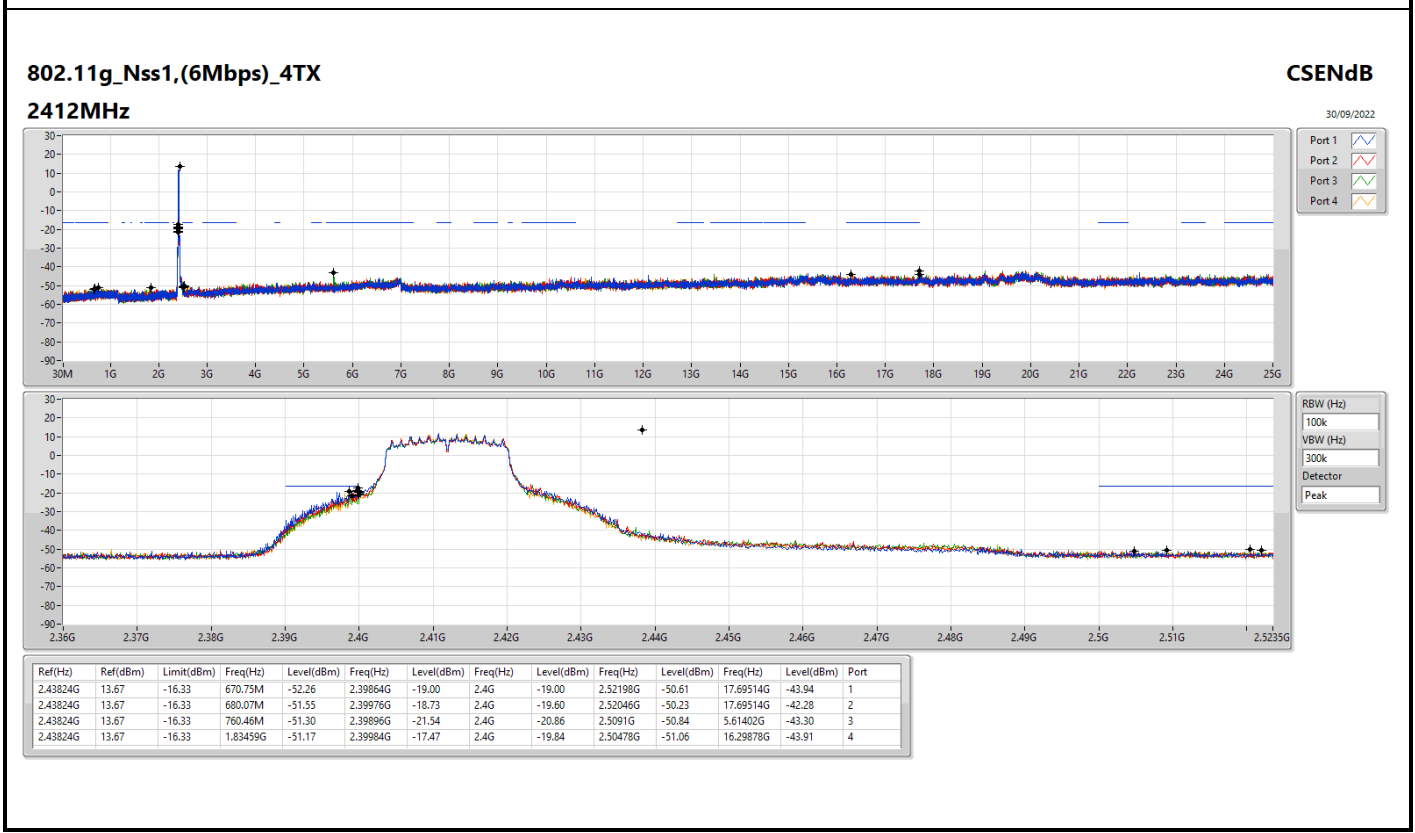
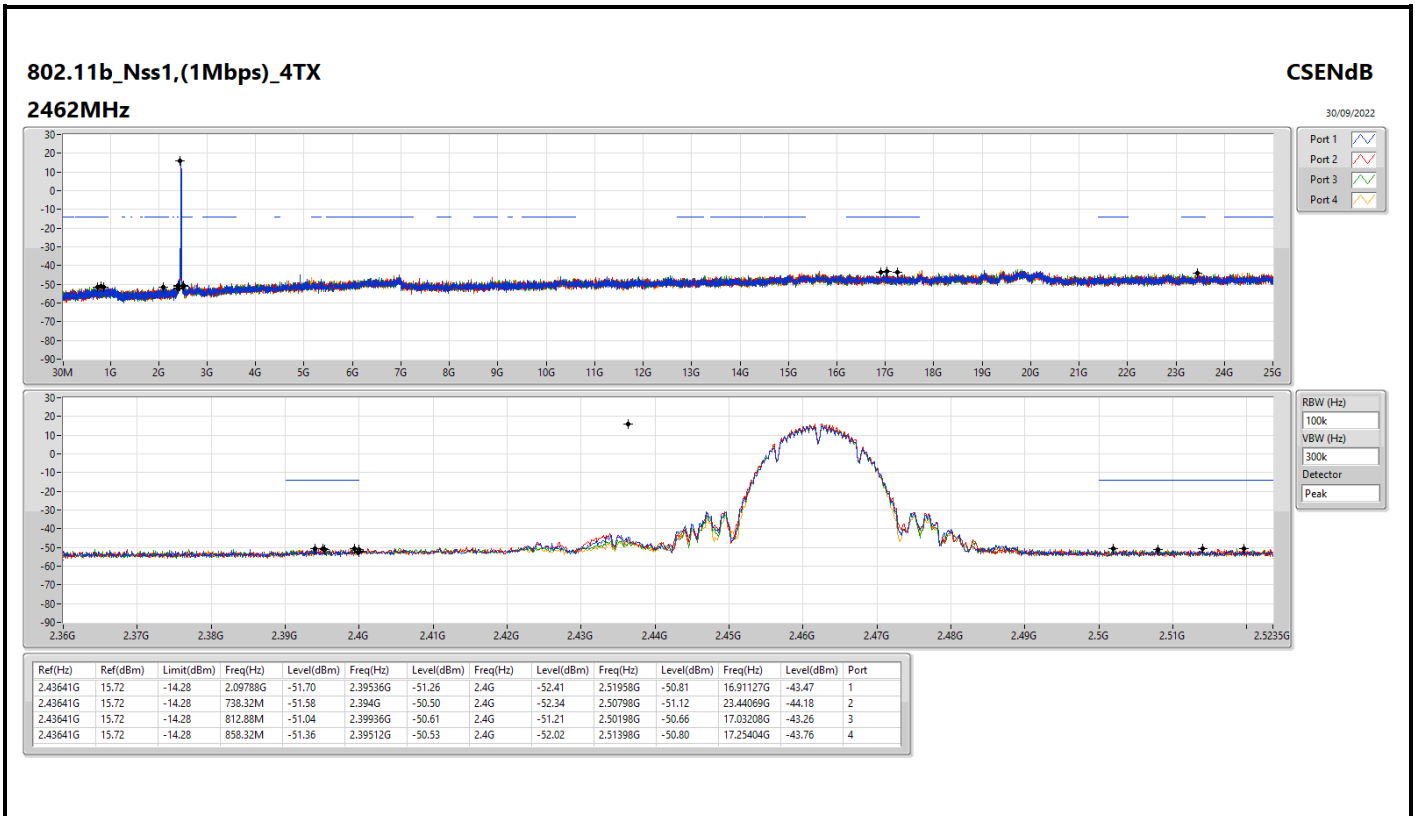
Summary

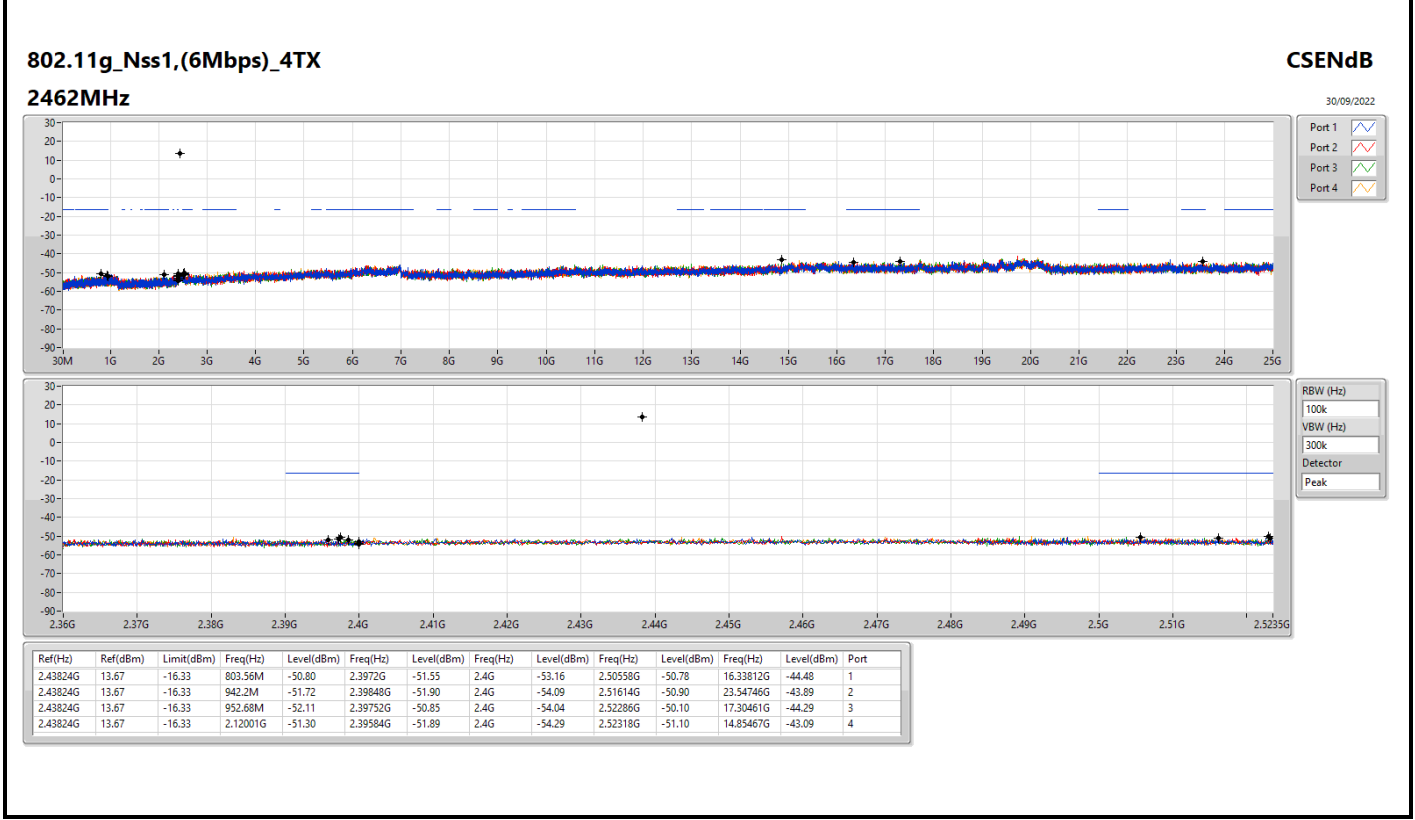
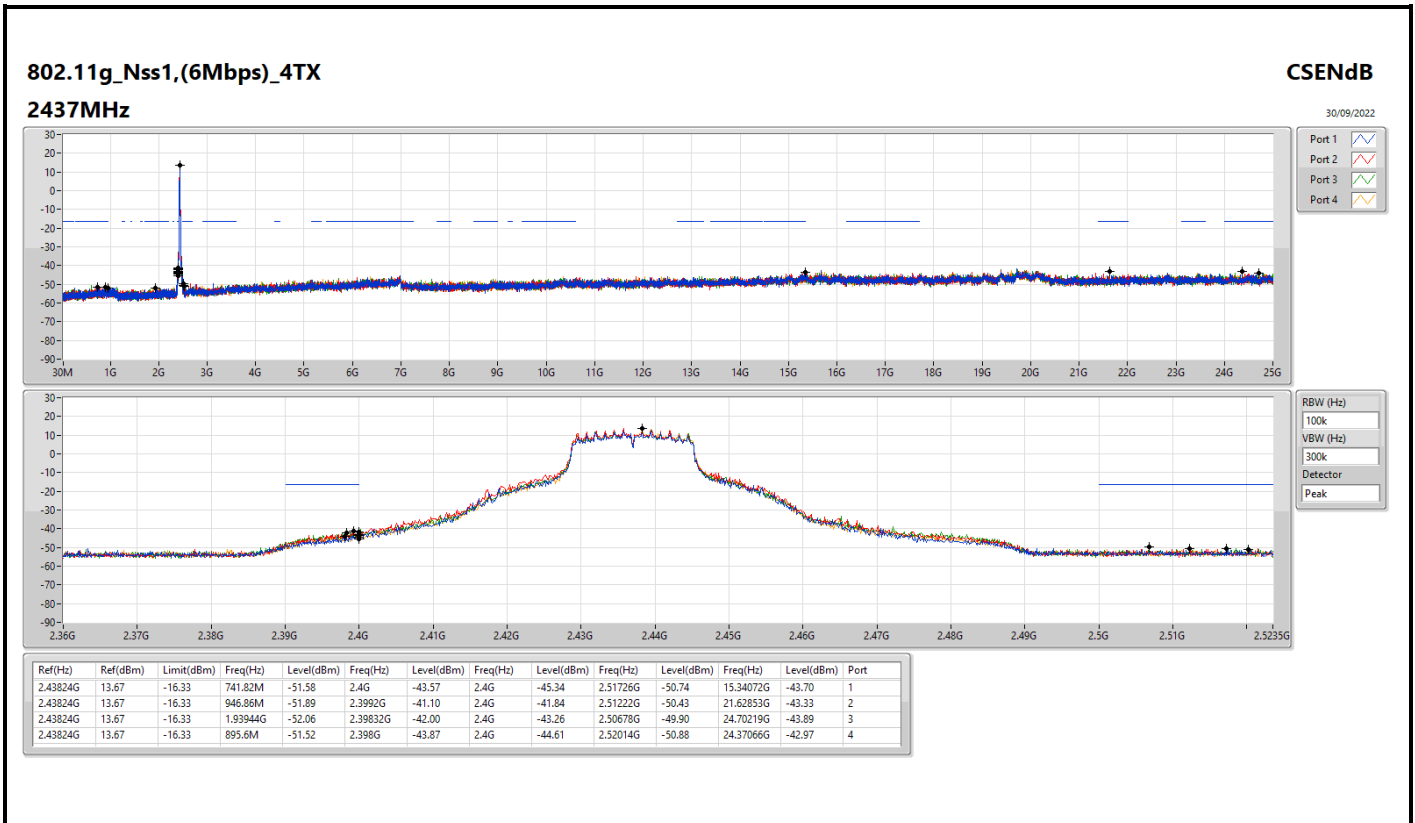
Mode	Result	Ref (Hz)	Ref (dBm)	Limit (dBm)	Freq (Hz)	Level (dBm)	Freq (Hz)	Level (dBm)	Freq (Hz)	Level (dBm)	Freq (Hz)	Level (dBm)	Freq (Hz)	Level (dBm)	Port
2.4-2.4835GHz	-	-	-	-	-	-	-	-	-	-	-	-	-	-	-
802.11b_Nss1,(1Mbps)_4TX	Pass	2.43641G	15.72	-14.28	887.44M	-50.79	2.39952G	-31.83	2.4G	-42.68	2.50326G	-50.18	15.27891G	-43.29	1
802.11g_Nss1,(6Mbps)_4TX	Pass	2.43824G	13.67	-16.33	1.83459G	-51.17	2.39984G	-17.47	2.4G	-19.84	2.50478G	-51.06	16.29878G	-43.91	4
802.11ax HEW20_Nss1,(MCS0)_4TX	Pass	2.43824G	13.29	-16.71	944.53M	-51.85	2.39976G	-22.68	2.4G	-24.69	2.51846G	-50.36	17.69795G	-44.33	1
802.11ax HEW40_Nss1,(MCS0)_4TX	Pass	2.4319G	7.46	-22.54	2.15627G	-51.86	2.39952G	-29.30	2.4G	-34.63	2.52574G	-50.93	24.94671G	-43.34	1

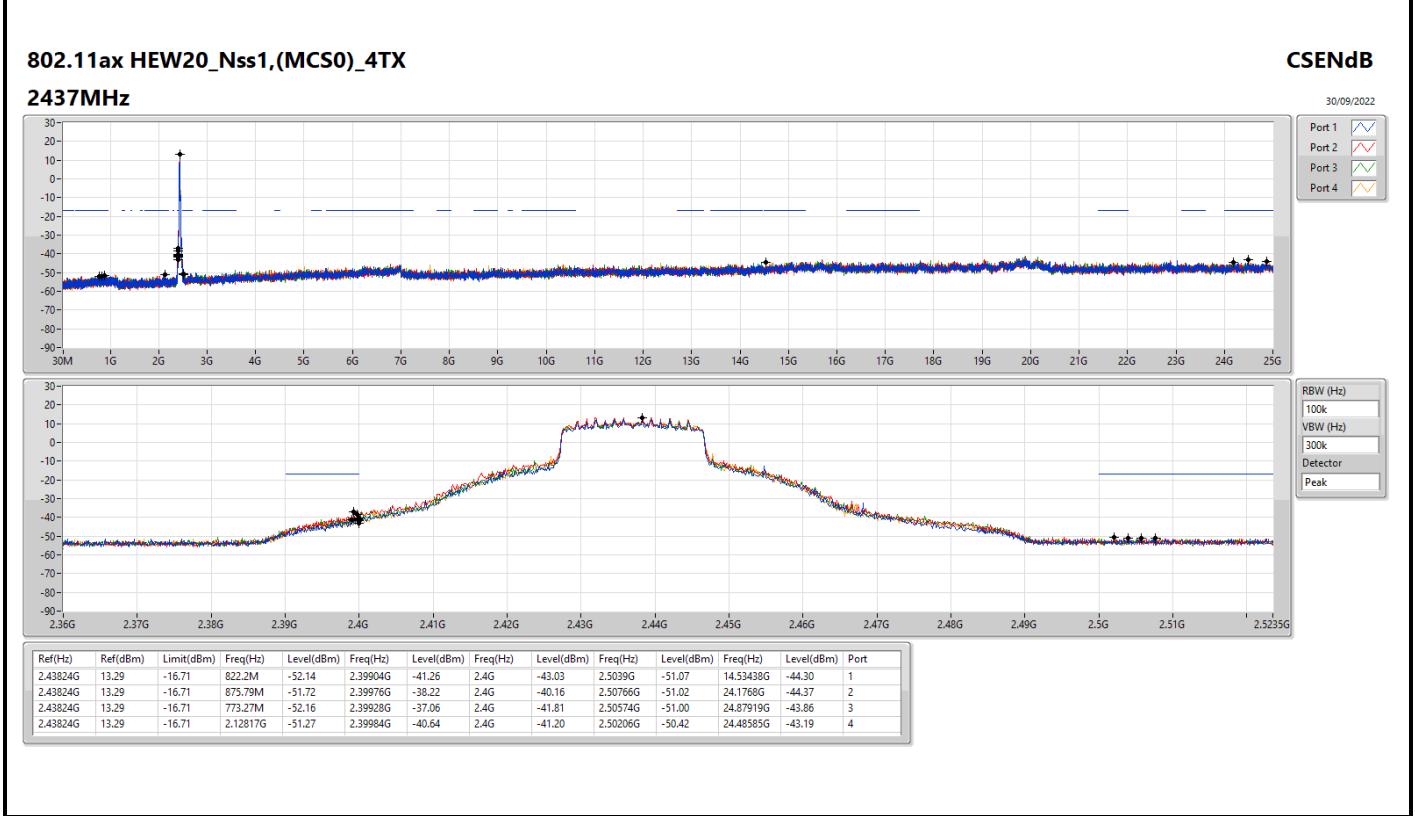
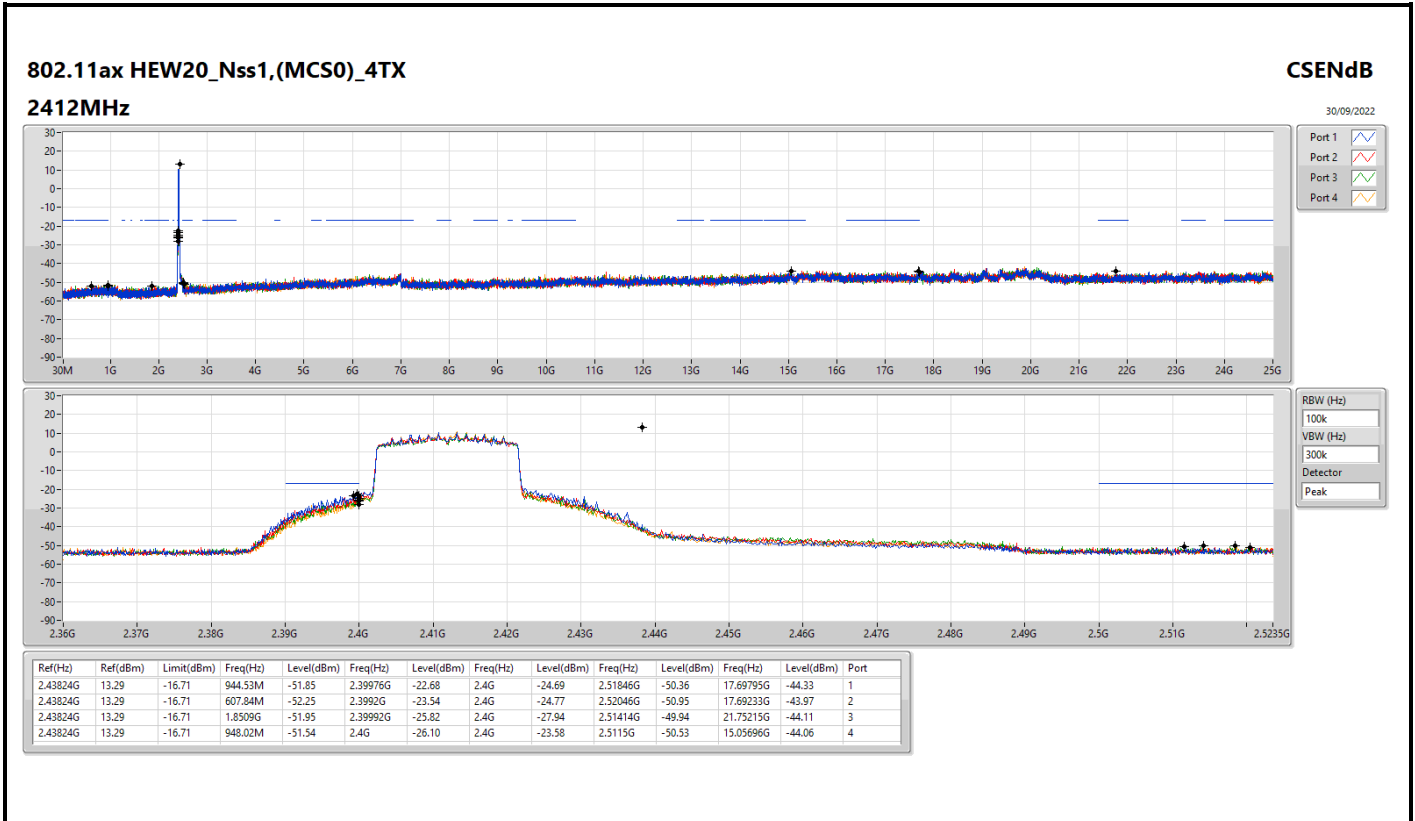
Result

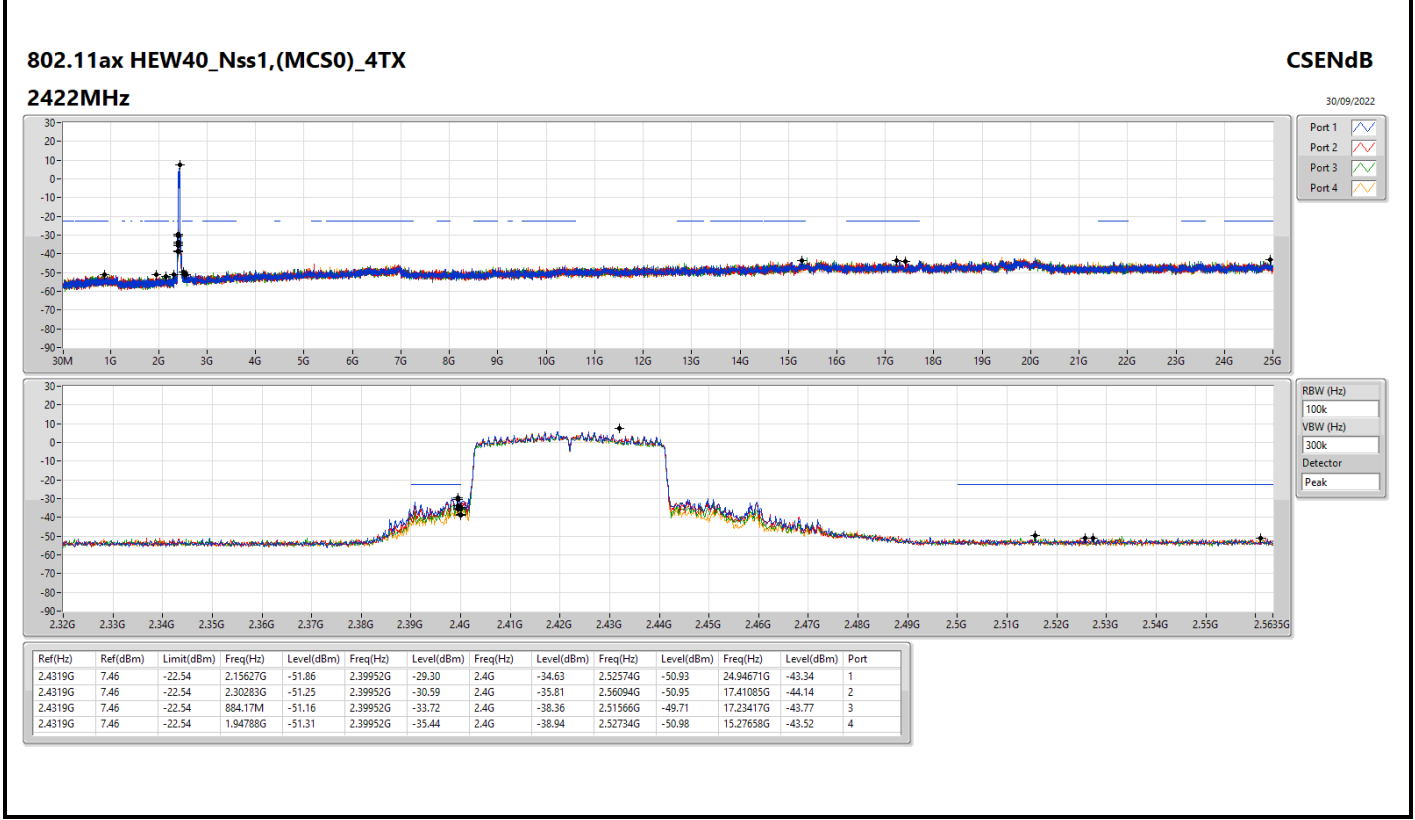
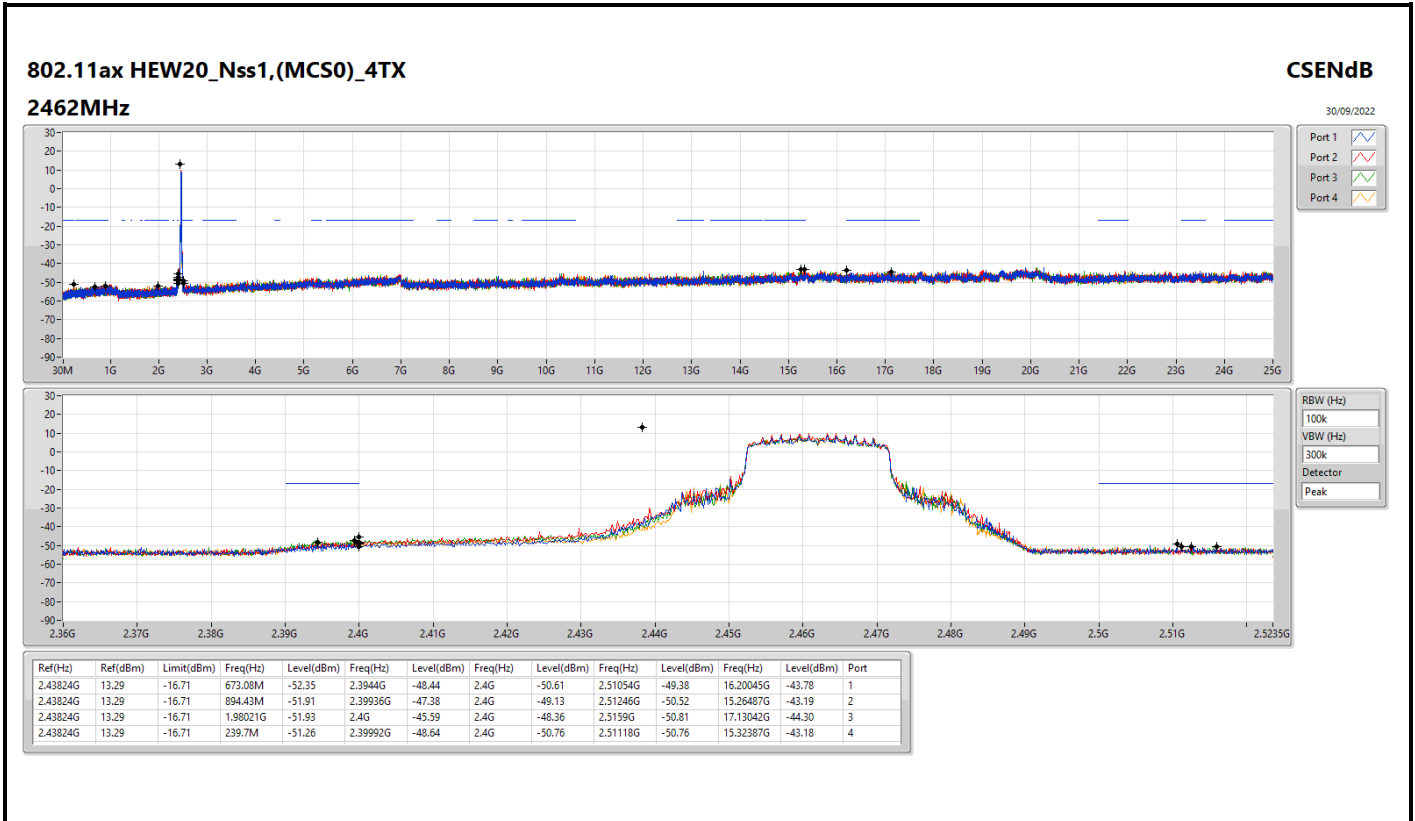
Mode	Result	Ref (Hz)	Ref (dBm)	Limit (dBm)	Freq (Hz)	Level (dBm)	Freq (Hz)	Level (dBm)	Freq (Hz)	Level (dBm)	Freq (Hz)	Level (dBm)	Freq (Hz)	Level (dBm)	Port
802.11b_Nss1,(1Mbps)_4TX	-	-	-	-	-	-	-	-	-	-	-	-	-	-	-
2412MHz	Pass	2.43641G	15.72	-14.28	887.44M	-50.79	2.39952G	-31.83	2.4G	-42.68	2.50326G	-50.18	15.27891G	-43.29	1
2412MHz	Pass	2.43641G	15.72	-14.28	692.89M	-51.26	2.39704G	-33.68	2.4G	-41.66	2.50646G	-49.99	17.30742G	-44.19	2
2412MHz	Pass	2.43641G	15.72	-14.28	872.3M	-52.07	2.39952G	-34.35	2.4G	-44.44	2.50382G	-50.52	17.69233G	-43.64	3
2412MHz	Pass	2.43641G	15.72	-14.28	2.14098G	-51.40	2.39704G	-34.85	2.4G	-49.95	2.50238G	-50.39	24.68814G	-44.14	4
2417MHz															
2437MHz	Pass	2.43641G	15.72	-14.28	883.95M	-51.65	2.39808G	-49.39	2.4G	-51.94	2.5211G	-50.73	23.49126G	-44.16	1
2437MHz	Pass	2.43641G	15.72	-14.28	621.82M	-51.60	2.39952G	-49.47	2.4G	-51.09	2.50814G	-50.11	24.82862G	-43.58	2
2437MHz	Pass	2.43641G	15.72	-14.28	895.6M	-51.86	2.39928G	-49.49	2.4G	-51.06	2.50046G	-50.39	24.882G	-44.09	3
2437MHz	Pass	2.43641G	15.72	-14.28	811.72M	-51.90	2.3992G	-49.66	2.4G	-50.69	2.50734G	-51.02	24.46618G	-44.01	4
2457MHz															
2462MHz	Pass	2.43641G	15.72	-14.28	2.09788G	-51.70	2.39536G	-51.26	2.4G	-52.41	2.51958G	-50.81	16.91127G	-43.47	1
2462MHz	Pass	2.43641G	15.72	-14.28	738.32M	-51.58	2.394G	-50.50	2.4G	-52.34	2.50798G	-51.12	23.44069G	-44.18	2
2462MHz	Pass	2.43641G	15.72	-14.28	812.88M	-51.04	2.39936G	-50.61	2.4G	-51.21	2.50198G	-50.66	17.03208G	-43.26	3
2462MHz	Pass	2.43641G	15.72	-14.28	858.32M	-51.36	2.39512G	-50.53	2.4G	-52.02	2.51398G	-50.80	17.25404G	-43.76	4
802.11g_Nss1,(6Mbps)_4TX	-	-	-	-	-	-	-	-	-	-	-	-	-	-	-
2412MHz	Pass	2.43824G	13.67	-16.33	670.75M	-52.26	2.39864G	-19.00	2.4G	-19.00	2.52198G	-50.61	17.69514G	-43.94	1
2412MHz	Pass	2.43824G	13.67	-16.33	680.07M	-51.55	2.39976G	-18.73	2.4G	-19.60	2.52046G	-50.23	17.69514G	-42.28	2
2412MHz	Pass	2.43824G	13.67	-16.33	760.46M	-51.30	2.39896G	-21.54	2.4G	-20.86	2.5091G	-50.84	5.61402G	-43.30	3
2412MHz	Pass	2.43824G	13.67	-16.33	1.83459G	-51.17	2.39984G	-17.47	2.4G	-19.84	2.50478G	-51.06	16.29878G	-43.91	4
2417MHz															
2437MHz	Pass	2.43824G	13.67	-16.33	741.82M	-51.58	2.4G	-43.57	2.4G	-45.34	2.51726G	-50.74	15.34072G	-43.70	1
2437MHz	Pass	2.43824G	13.67	-16.33	946.86M	-51.89	2.3992G	-41.10	2.4G	-41.84	2.51222G	-50.43	21.62853G	-43.33	2
2437MHz	Pass	2.43824G	13.67	-16.33	1.93944G	-52.06	2.39832G	-42.00	2.4G	-43.26	2.50678G	-49.90	24.70219G	-43.89	3
2437MHz	Pass	2.43824G	13.67	-16.33	895.6M	-51.52	2.398G	-43.87	2.4G	-44.61	2.52014G	-50.88	24.37066G	-42.97	4
2457MHz															
2462MHz	Pass	2.43824G	13.67	-16.33	803.56M	-50.80	2.3972G	-51.55	2.4G	-53.16	2.50558G	-50.78	16.33812G	-44.48	1
2462MHz	Pass	2.43824G	13.67	-16.33	942.2M	-51.72	2.39848G	-51.90	2.4G	-54.09	2.51614G	-50.90	23.54746G	-43.89	2
2462MHz	Pass	2.43824G	13.67	-16.33	952.68M	-52.11	2.39752G	-50.85	2.4G	-54.04	2.52286G	-50.10	17.30461G	-44.29	3
2462MHz	Pass	2.43824G	13.67	-16.33	2.12001G	-51.30	2.39584G	-51.89	2.4G	-54.29	2.52318G	-51.10	14.85467G	-43.09	4
802.11ax HEW20_Nss1,(MCS0)_4TX	-	-	-	-	-	-	-	-	-	-	-	-	-	-	-
2412MHz	Pass	2.43824G	13.29	-16.71	944.53M	-51.85	2.39976G	-22.68	2.4G	-24.69	2.51846G	-50.36	17.69795G	-44.33	1
2412MHz	Pass	2.43824G	13.29	-16.71	607.84M	-52.25	2.3992G	-23.54	2.4G	-24.77	2.52046G	-50.95	17.69233G	-43.97	2
2412MHz	Pass	2.43824G	13.29	-16.71	1.8509G	-51.95	2.39992G	-25.82	2.4G	-27.94	2.51414G	-49.94	21.75215G	-44.11	3
2412MHz	Pass	2.43824G	13.29	-16.71	948.02M	-51.54	2.4G	-26.10	2.4G	-23.58	2.5115G	-50.53	15.05696G	-44.06	4
2417MHz															
2437MHz	Pass	2.43824G	13.29	-16.71	822.2M	-52.14	2.39904G	-41.26	2.4G	-43.03	2.5039G	-51.07	14.53438G	-44.30	1
2437MHz	Pass	2.43824G	13.29	-16.71	875.79M	-51.72	2.39976G	-38.22	2.4G	-40.16	2.50766G	-51.02	24.1768G	-44.37	2
2437MHz	Pass	2.43824G	13.29	-16.71	773.27M	-52.16	2.39928G	-37.06	2.4G	-41.81	2.50574G	-51.00	24.87919G	-43.86	3
2437MHz	Pass	2.43824G	13.29	-16.71	2.12817G	-51.27	2.39984G	-40.64	2.4G	-41.20	2.50206G	-50.42	24.48585G	-43.19	4
2457MHz															
2462MHz	Pass	2.43824G	13.29	-16.71	673.08M	-52.35	2.3944G	-48.44	2.4G	-50.61	2.51054G	-49.38	16.20045G	-43.78	1
2462MHz	Pass	2.43824G	13.29	-16.71	894.43M	-51.91	2.39936G	-47.38	2.4G	-49.13	2.51246G	-50.52	15.26487G	-43.19	2
2462MHz	Pass	2.43824G	13.29	-16.71	1.98021G	-51.93	2.4G	-45.59	2.4G	-48.36	2.5159G	-50.81	17.13042G	-44.30	3
2462MHz	Pass	2.43824G	13.29	-16.71	239.7M	-51.26	2.39992G	-48.64	2.4G	-50.76	2.51118G	-50.76	15.32387G	-43.18	4
802.11ax HEW40_Nss1,(MCS0)_4TX	-	-	-	-	-	-	-	-	-	-	-	-	-	-	-
2422MHz	Pass	2.4319G	7.46	-22.54	2.15627G	-51.86	2.39952G	-29.30	2.4G	-34.63	2.52574G	-50.93	24.94671G	-43.34	1
2422MHz	Pass	2.4319G	7.46	-22.54	2.30283G	-51.25	2.39952G	-30.59	2.4G	-35.81	2.56094G	-50.95	17.41085G	-44.14	2
2422MHz	Pass	2.4319G	7.46	-22.54	884.17M	-51.16	2.39952G	-33.72	2.4G	-38.36	2.51566G	-49.71	17.23417G	-43.77	3
2422MHz	Pass	2.4319G	7.46	-22.54	1.94788G	-51.31	2.39952G	-35.44	2.4G	-38.94	2.52734G	-50.98	15.27658G	-43.52	4
2437MHz	Pass	2.4319G	7.46	-22.54	1.8849G	-51.52	2.39952G	-34.98	2.4G	-35.75	2.54782G	-51.01	17.11357G	-43.85	1
2437MHz	Pass	2.4319G	7.46	-22.54	894.48M	-51.74	2.4G	-32.91	2.4G	-33.71	2.56174G	-50.90	24.53444G	-44.09	2
2437MHz	Pass	2.4319G	7.46	-22.54	1.78071G	-51.75	2.39984G	-31.44	2.4G	-32.04	2.54734G	-50.94	17.38G	-43.80	3
2437MHz	Pass	2.4319G	7.46	-22.54	858.98M	-51.82	2.4G	-33.08	2.4G	-32.66	2.5091G	-50.67	24.07449G	-43.80	4
2452MHz	Pass	2.4319G	7.46	-22.54	679.22M	-51.81	2.39872G	-47.40	2.4G	-48.09	2.50126G	-51.08	24.2035G	-43.87	1
2452MHz	Pass	2.4319G	7.46	-22.54	672.35M	-50.97	2.39824G	-45.72	2.4G	-47.91	2.54446G	-50.44	15.04941G	-44.19	2
2452MHz	Pass	2.4319G	7.46	-22.54	755.93M	-52.18	2.39968G	-46.82	2.4G	-46.01	2.5011G	-50.18	15.29902G	-42.95	3
2452MHz	Pass	2.4319G	7.46	-22.54	807.46M	-51.85	2.39584G	-46.69	2.4G	-48.35	2.51694G	-51.15	17.67448G	-44.11	4

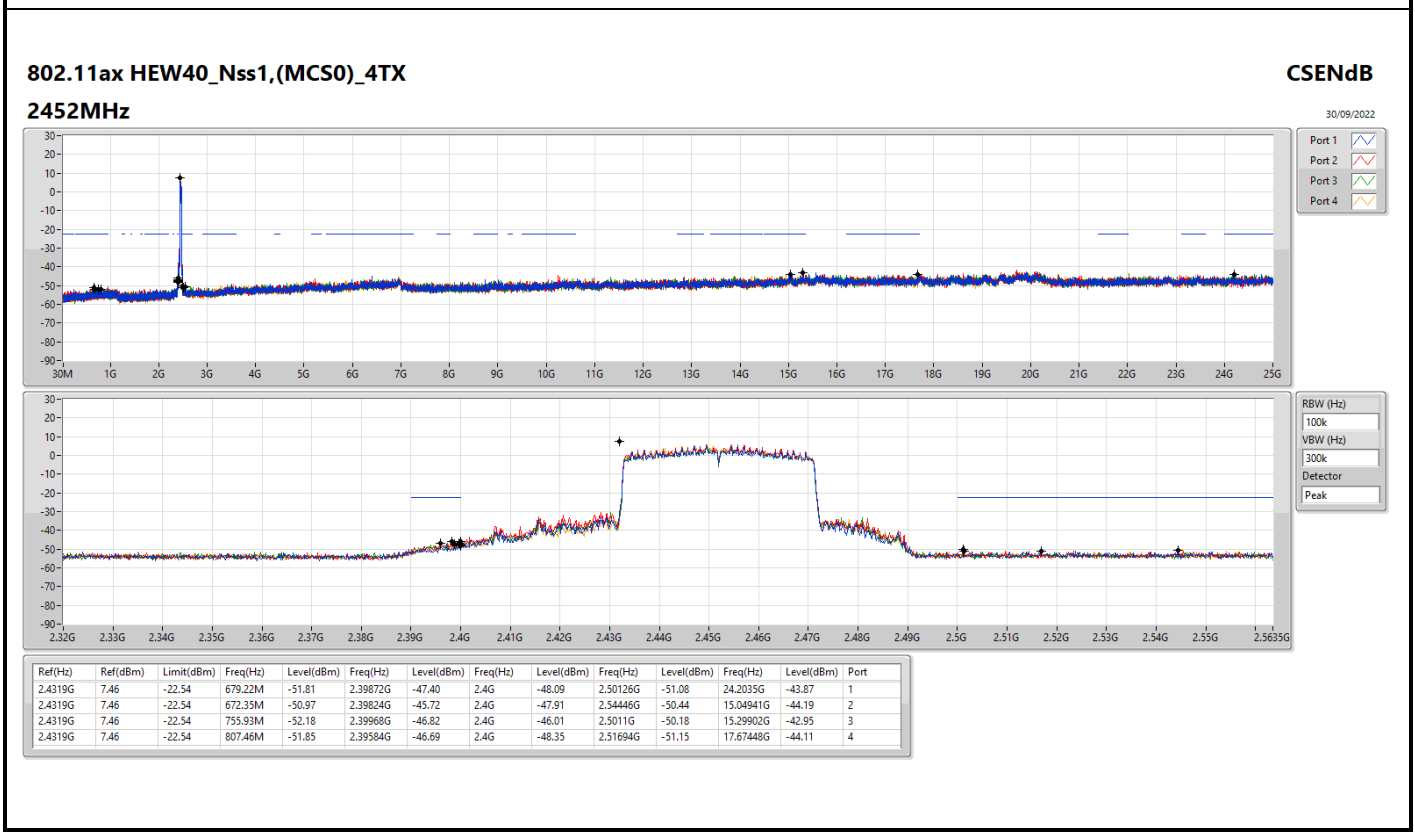
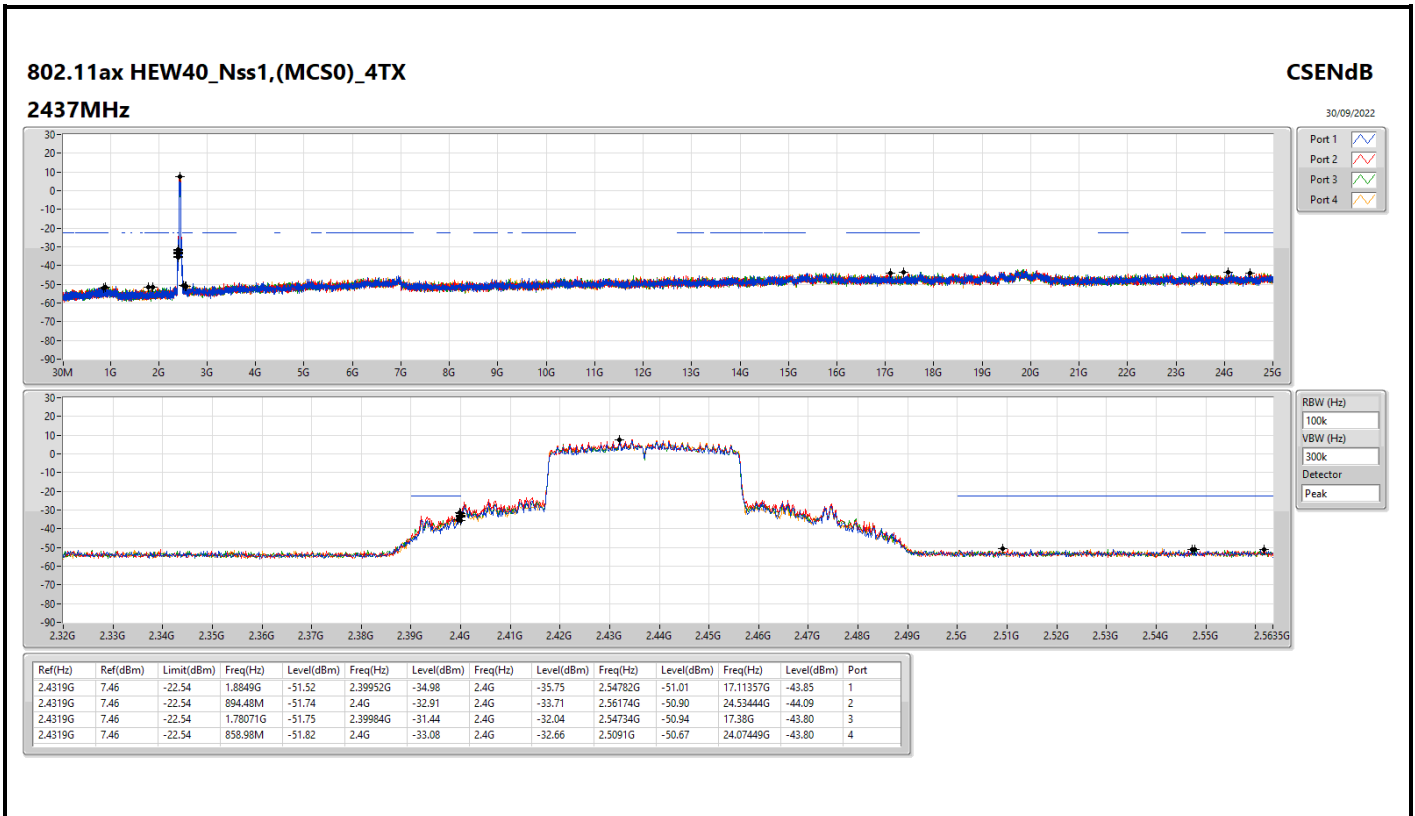










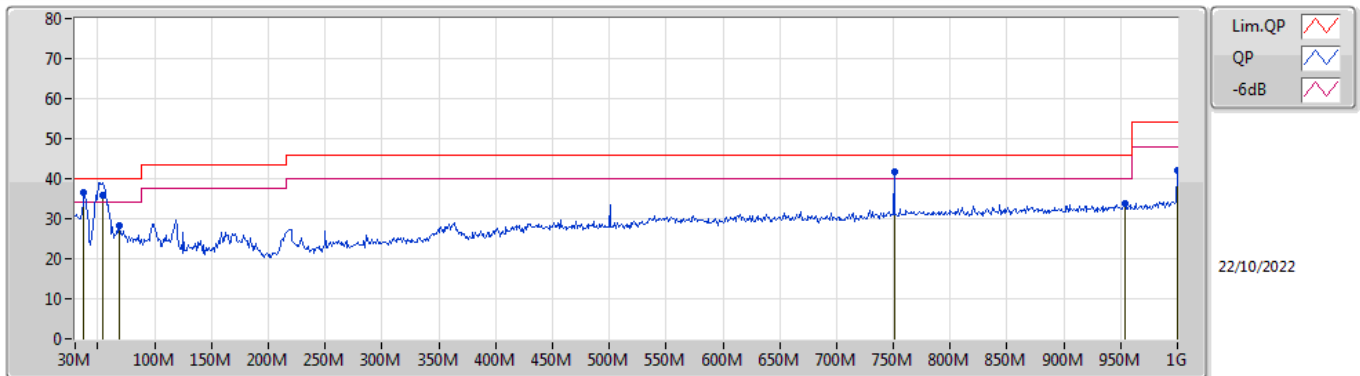




Summary

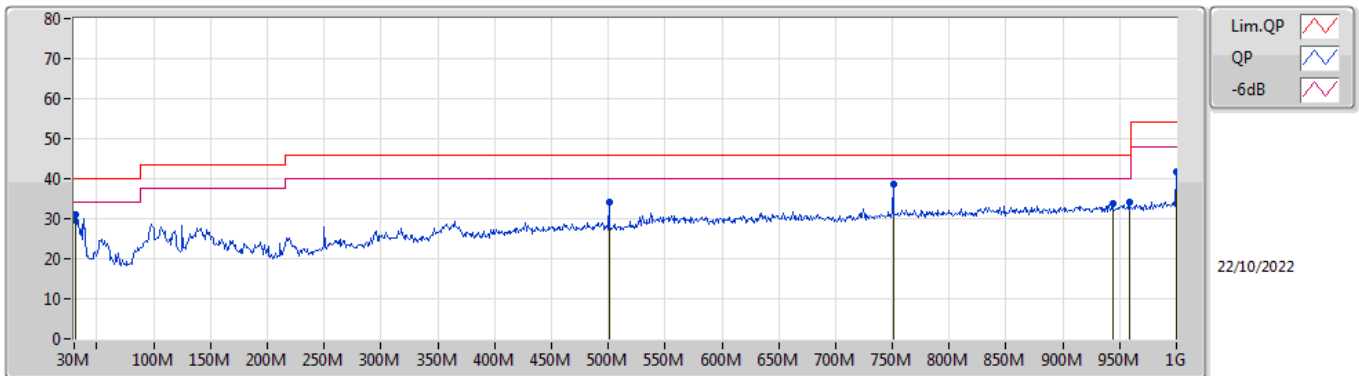
Mode	Result	Type	Freq (Hz)	Level (dBuV/m)	Limit (dBuV/m)	Margin (dB)	Condition
Mode 1	Pass	PK	37.76M	36.64	40.00	-3.36	Vertical

Mode 1



Type	Freq (Hz)	Level (dBuV/m)	Limit (dBuV/m)	Margin (dB)	Factor (dB/m)	Dist (m)	Condition	Azimuth (°)	Height (m)	Comment	Raw (dBuV/m)	AF (dB/m)	CL (dB)	PA (dB)
PK	37.76M	36.64	40.00	-3.36	-7.20	3	Vertical	339	1.00	"Worst"	43.84	20.45	0.81	28.46
QP	54.25M	35.96	40.00	-4.04	-14.64	3	Vertical	360	1.00	-	50.60	12.89	0.96	28.49
PK	68.8M	28.21	40.00	-11.79	-15.13	3	Vertical	187	2.00	-	43.34	12.31	1.09	28.53
PK	750.71M	41.67	46.00	-4.33	0.31	3	Vertical	189	1.25	-	41.36	25.70	3.62	29.01
PK	953.44M	33.82	46.00	-12.18	2.41	3	Vertical	130	1.00	-	31.41	26.78	4.19	28.56
PK	1G	42.05	74.00	-31.95	3.23	3	Vertical	133	1.00	-	38.82	27.19	4.28	28.24

Mode 1



Type	Freq (Hz)	Level (dBuV/m)	Limit (dBuV/m)	Margin (dB)	Factor (dB/m)	Dist (m)	Condition	Azimuth (°)	Height (m)	Comment	Raw (dBuV/m)	AF (dB/m)	CL (dB)	PA (dB)
PK	30.97M	31.12	40.00	-8.88	-3.22	3	Horizontal	243	1.50	-	34.34	24.50	0.75	28.47
PK	500.45M	34.06	46.00	-11.94	-2.99	3	Horizontal	233	2.00	-	37.05	23.21	2.96	29.16
PK	750.71M	38.77	46.00	-7.23	0.31	3	Horizontal	150	1.25	"Worst"	38.46	25.70	3.62	29.01
PK	943.74M	33.74	46.00	-12.26	2.23	3	Horizontal	343	2.00	-	31.51	26.66	4.16	28.59
PK	958.29M	34.31	46.00	-11.69	2.51	3	Horizontal	255	1.00	-	31.80	26.83	4.20	28.52
PK	1G	41.62	74.00	-32.38	3.23	3	Horizontal	158	1.50	-	38.39	27.19	4.28	28.24

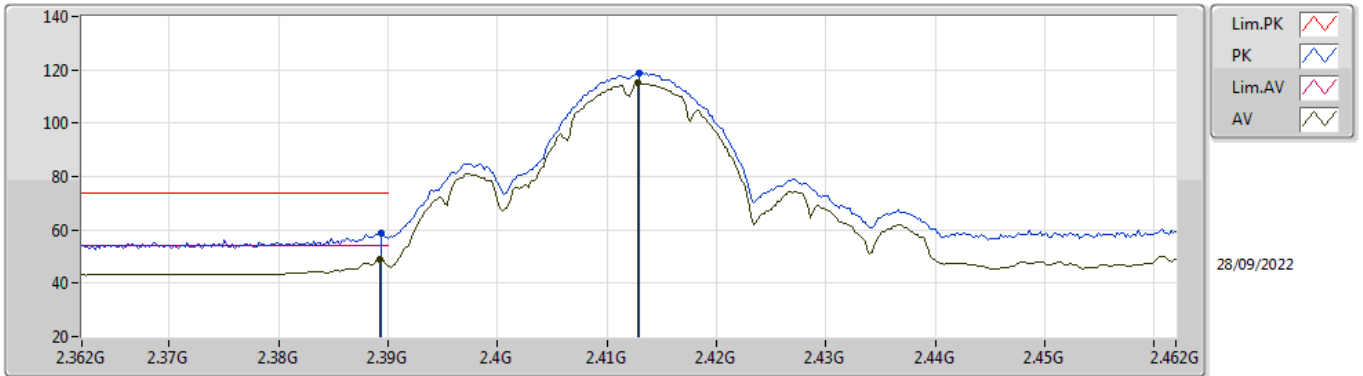


Summary

Mode	Result	Type	Freq (Hz)	Level (dBuV/m)	Limit (dBuV/m)	Margin (dB)	Dist (m)	Condition	Azimuth (°)	Height (m)	Comments
2.4-2.4835GHz	-	-	-	-	-	-	-	-	-	-	-
802.11ax HEW20_Nss1,(MCS0)_4TX	Pass	AV	2.39G	53.98	54.00	-0.02	3	Horizontal	324	1.84	-

802.11b_Nss1,(1Mbps)_4TX

2412MHz_TX

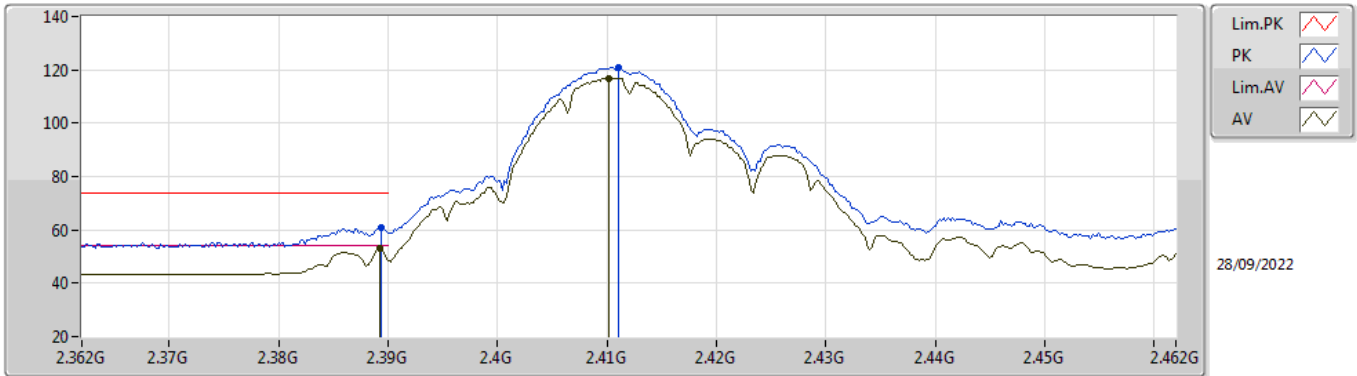


EUT Y_4TX
Setting 28
06-E-R-6

Type	Freq (Hz)	Level (dBuV/m)	Limit (dBuV/m)	Margin (dB)	Raw (dBuV)	Dist (m)	Condition	Azimuth (°)	Height (m)	Comment	AF (dB)	CL (dB)	PA (dB)
PK	2.3894G	58.59	74.00	-15.41	27.06	3	Vertical	226	1.80	-	27.64	3.89	-
AV	2.3892G	49.18	54.00	-4.82	17.65	3	Vertical	226	1.80	-	27.64	3.89	-
PK	2.413G	119.03	Inf	-Inf	87.53	3	Vertical	226	1.80	-	27.60	3.90	-
AV	2.4128G	114.96	Inf	-Inf	83.46	3	Vertical	226	1.80	-	27.60	3.90	-

802.11b_Nss1,(1Mbps)_4TX

2412MHz_TX

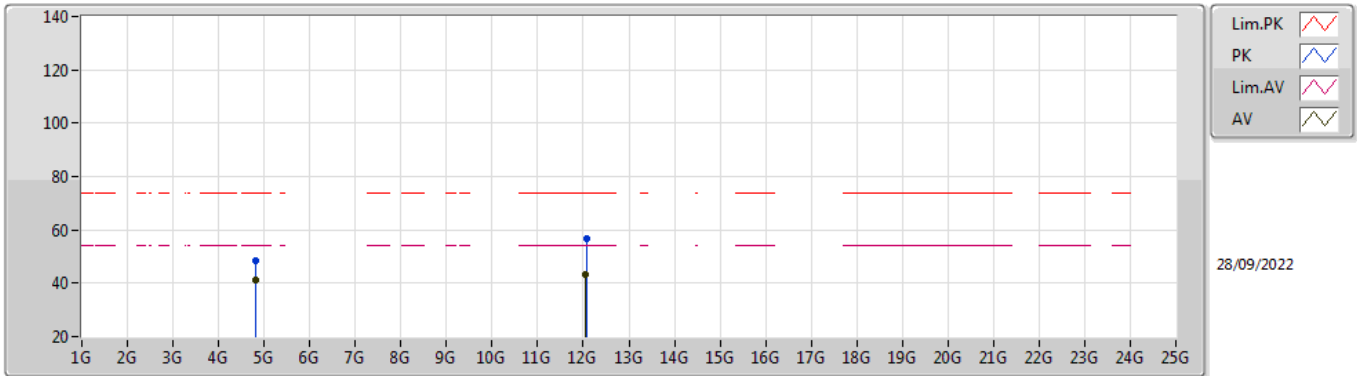


EUT Y_4TX
Setting 28
06-E-R-6

Type	Freq (Hz)	Level (dBuV/m)	Limit (dBuV/m)	Margin (dB)	Raw (dBuV)	Dist (m)	Condition	Azimuth (°)	Height (m)	Comment	AF (dB)	CL (dB)	PA (dB)
PK	2.3894G	60.85	74.00	-13.15	29.32	3	Horizontal	316	1.80	-	27.64	3.89	-
AV	2.3892G	52.96	54.00	-1.04	21.43	3	Horizontal	316	1.80	-	27.64	3.89	-
PK	2.411G	120.92	Inf	-Inf	89.42	3	Horizontal	316	1.80	-	27.60	3.90	-
AV	2.4102G	116.95	Inf	-Inf	85.45	3	Horizontal	316	1.80	-	27.60	3.90	-

802.11b_Nss1,(1Mbps)_4TX

2412MHz_TX

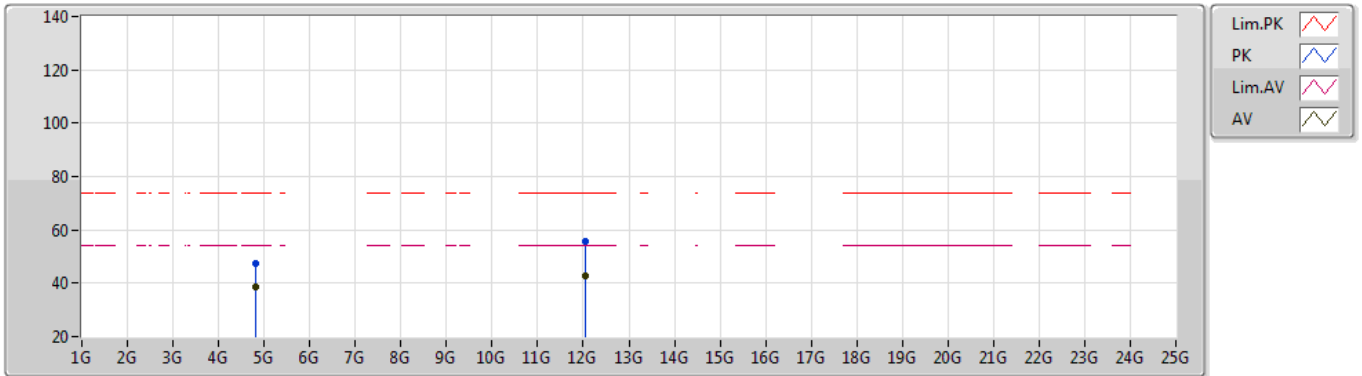


EUT Y_4TX
Setting 28
06-E-R-6

Type	Freq (Hz)	Level (dBuV/m)	Limit (dBuV/m)	Margin (dB)	Raw (dBuV)	Dist (m)	Condition	Azimuth (°)	Height (m)	Comment	AF (dB)	CL (dB)	PA (dB)
PK	4.82408G	48.39	74.00	-25.61	44.16	3	Vertical	291	2.91	-	31.35	5.40	32.52
AV	4.82404G	41.10	54.00	-12.90	36.87	3	Vertical	291	2.91	-	31.35	5.40	32.52
PK	12.06224G	56.84	74.00	-17.16	42.84	3	Vertical	40	2.66	-	39.16	9.52	34.68
AV	12.05932G	43.33	54.00	-10.67	29.34	3	Vertical	40	2.66	-	39.16	9.51	34.68

802.11b_Nss1,(1Mbps)_4TX

2412MHz_TX

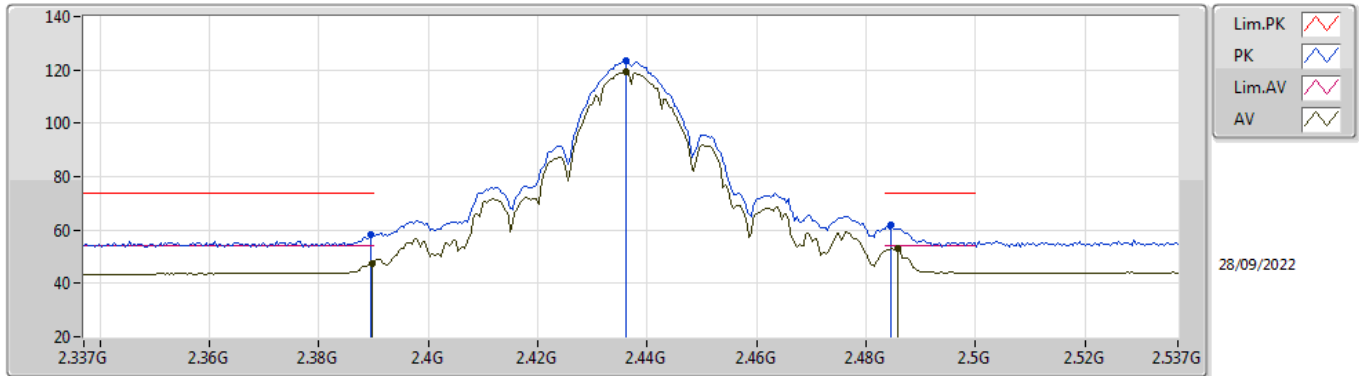


EUT Y_4TX
Setting 28
06-E-R-6

Type	Freq (Hz)	Level (dBuV/m)	Limit (dBuV/m)	Margin (dB)	Raw (dBuV)	Dist (m)	Condition	Azimuth (°)	Height (m)	Comment	AF (dB)	CL (dB)	PA (dB)
PK	4.82396G	47.41	74.00	-26.59	43.18	3	Horizontal	201	1.76	-	31.35	5.40	32.52
AV	4.82404G	38.51	54.00	-15.49	34.28	3	Horizontal	201	1.76	-	31.35	5.40	32.52
PK	12.05156G	55.86	74.00	-18.14	41.88	3	Horizontal	66	1.57	-	39.15	9.51	34.68
AV	12.06104G	42.97	54.00	-11.03	28.97	3	Horizontal	66	1.57	-	39.16	9.52	34.68

802.11b_Nss1,(1Mbps)_4TX

2437MHz_TX

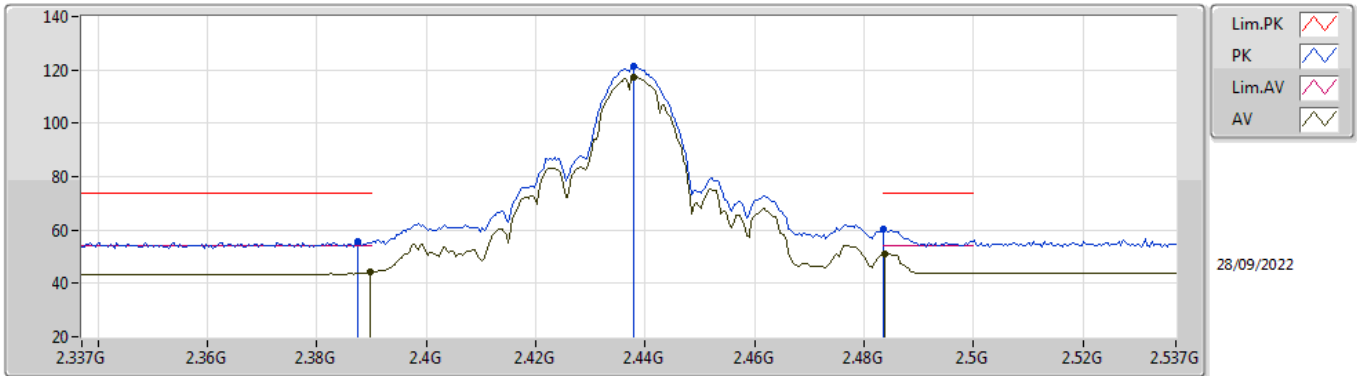


EUT Y_4TX
Setting 28.5
02-F-C-6

Type	Freq (Hz)	Level (dBuV/m)	Limit (dBuV/m)	Margin (dB)	Raw (dBuV)	Dist (m)	Condition	Azimuth (°)	Height (m)	Comment	AF (dB)	CL (dB)	PA (dB)
PK	2.3894G	58.24	74.00	-15.76	27.07	3	Vertical	34	2.20	-	28.38	2.79	-
AV	2.3898G	47.63	54.00	-6.37	16.46	3	Vertical	34	2.20	-	28.38	2.79	-
PK	2.4362G	123.32	Inf	-Inf	92.08	3	Vertical	34	2.20	-	28.40	2.84	-
AV	2.4362G	119.41	Inf	-Inf	88.17	3	Vertical	34	2.20	-	28.40	2.84	-
PK	2.4846G	61.69	74.00	-12.31	30.27	3	Vertical	34	2.20	-	28.54	2.88	-
AV	2.4858G	53.18	54.00	-0.82	21.75	3	Vertical	34	2.20	-	28.54	2.89	-

802.11b_Nss1,(1Mbps)_4TX

2437MHz_TX

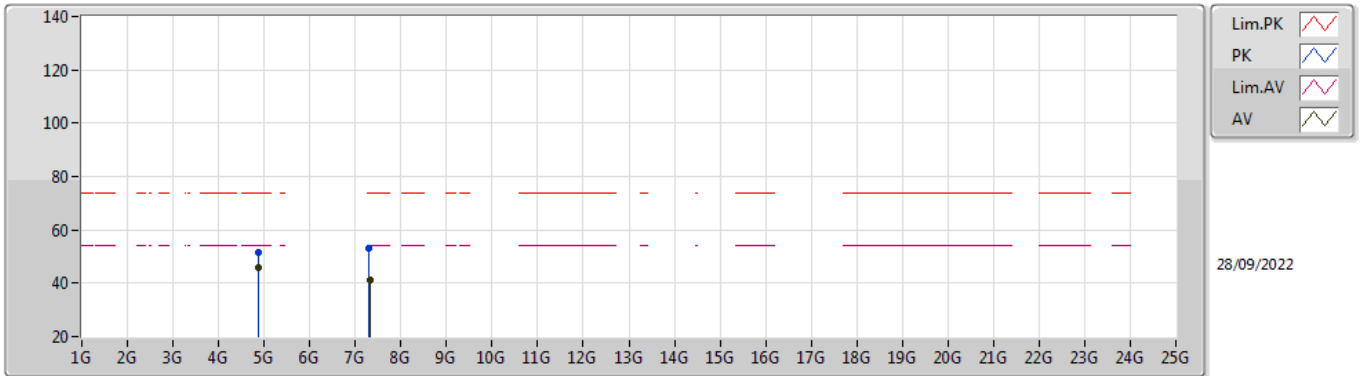


EUT_V_4TX
Setting 28.5
02-F-C-6

Type	Freq (Hz)	Level (dBuV/m)	Limit (dBuV/m)	Margin (dB)	Raw (dBuV)	Dist (m)	Condition	Azimuth (°)	Height (m)	Comment	AF (dB)	CL (dB)	PA (dB)
PK	2.3874G	55.65	74.00	-18.35	24.49	3	Horizontal	325	1.88	-	28.37	2.79	-
AV	2.3898G	44.06	54.00	-9.94	12.89	3	Horizontal	325	1.88	-	28.38	2.79	-
PK	2.4378G	121.26	Inf	-Inf	90.02	3	Horizontal	325	1.88	-	28.40	2.84	-
AV	2.4378G	117.16	Inf	-Inf	85.92	3	Horizontal	325	1.88	-	28.40	2.84	-
PK	2.4835G	60.13	74.00	-13.87	28.72	3	Horizontal	325	1.88	-	28.53	2.88	-
AV	2.4838G	51.27	54.00	-2.73	19.85	3	Horizontal	325	1.88	-	28.54	2.88	-

802.11b_Nss1,(1Mbps)_4TX

2437MHz_TX

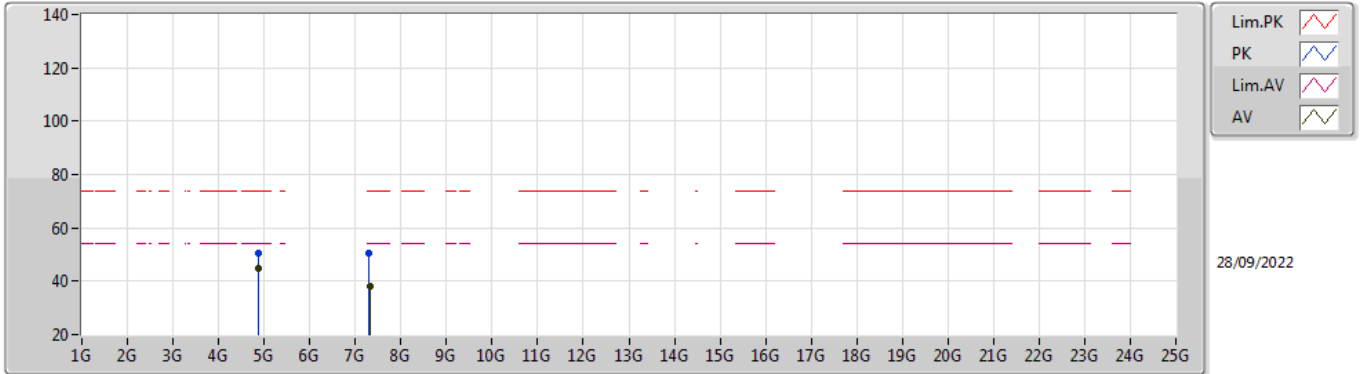


EUT Y_4TX
Setting 28.5
02-F-C-6

Type	Freq (Hz)	Level (dBuV/m)	Limit (dBuV/m)	Margin (dB)	Raw (dBuV)	Dist (m)	Condition	Azimuth (°)	Height (m)	Comment	AF (dB)	CL (dB)	PA (dB)
PK	4.87406G	51.31	74.00	-22.69	43.84	3	Vertical	286	1.80	-	33.15	5.10	30.78
AV	4.874G	46.07	54.00	-7.93	38.60	3	Vertical	286	1.80	-	33.15	5.10	30.78
PK	7.3101G	52.86	74.00	-21.14	42.20	3	Vertical	114	2.64	-	36.42	6.16	31.92
AV	7.31022G	41.25	54.00	-12.75	30.59	3	Vertical	114	2.64	-	36.42	6.16	31.92

802.11b_Nss1,(1Mbps)_4TX

2437MHz_TX

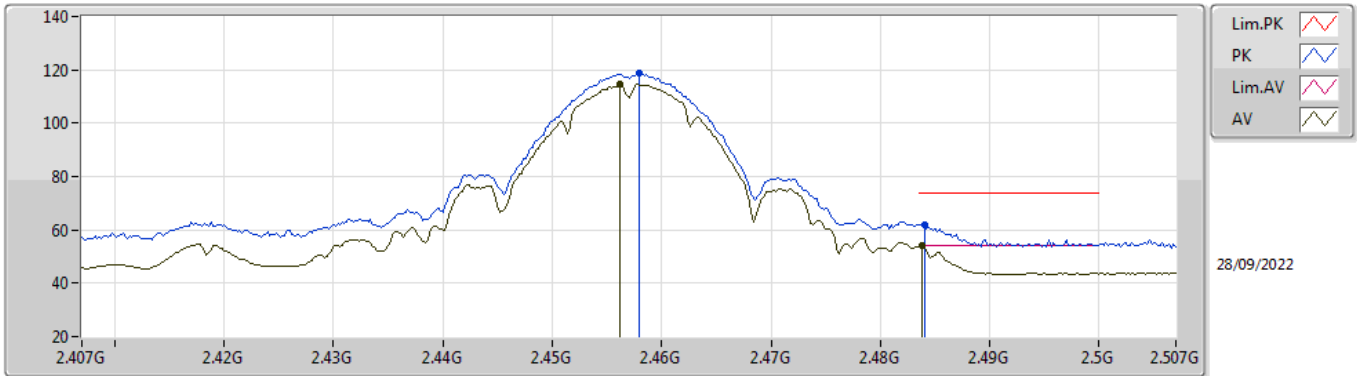


EUT Y_4TX
Setting 28.5
02-F-C-6

Type	Freq (Hz)	Level (dBuV/m)	Limit (dBuV/m)	Margin (dB)	Raw (dBuV)	Dist (m)	Condition	Azimuth (°)	Height (m)	Comment	AF (dB)	CL (dB)	PA (dB)
PK	4.87406G	50.57	74.00	-23.43	43.10	3	Horizontal	204	1.80	-	33.15	5.10	30.78
AV	4.87406G	44.82	54.00	-9.18	37.35	3	Horizontal	204	1.80	-	33.15	5.10	30.78
PK	7.30992G	50.52	74.00	-23.48	39.87	3	Horizontal	33	1.84	-	36.42	6.15	31.92
AV	7.31178G	37.90	54.00	-16.10	27.24	3	Horizontal	33	1.84	-	36.42	6.16	31.92

802.11b_Nss1,(1Mbps)_4TX

2457MHz_TX

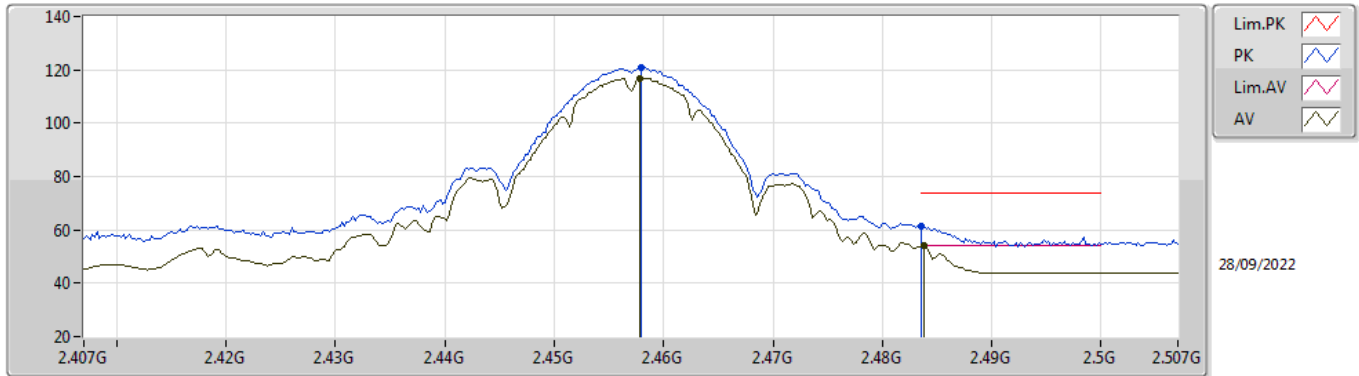


EUT Y_4TX
Setting 27
06-E-R-6

Type	Freq (Hz)	Level (dBuV/m)	Limit (dBuV/m)	Margin (dB)	Raw (dBuV)	Dist (m)	Condition	Azimuth (°)	Height (m)	Comment	AF (dB)	CL (dB)	PA (dB)
PK	2.458G	118.72	Inf	-Inf	87.22	3	Vertical	270	2.87	-	27.60	3.90	-
AV	2.4562G	114.40	Inf	-Inf	82.90	3	Vertical	270	2.87	-	27.60	3.90	-
PK	2.484G	61.91	74.00	-12.09	30.41	3	Vertical	270	2.87	-	27.60	3.90	-
AV	2.4838G	53.93	54.00	-0.07	22.43	3	Vertical	270	2.87	-	27.60	3.90	-

802.11b_Nss1,(1Mbps)_4TX

2457MHz_TX

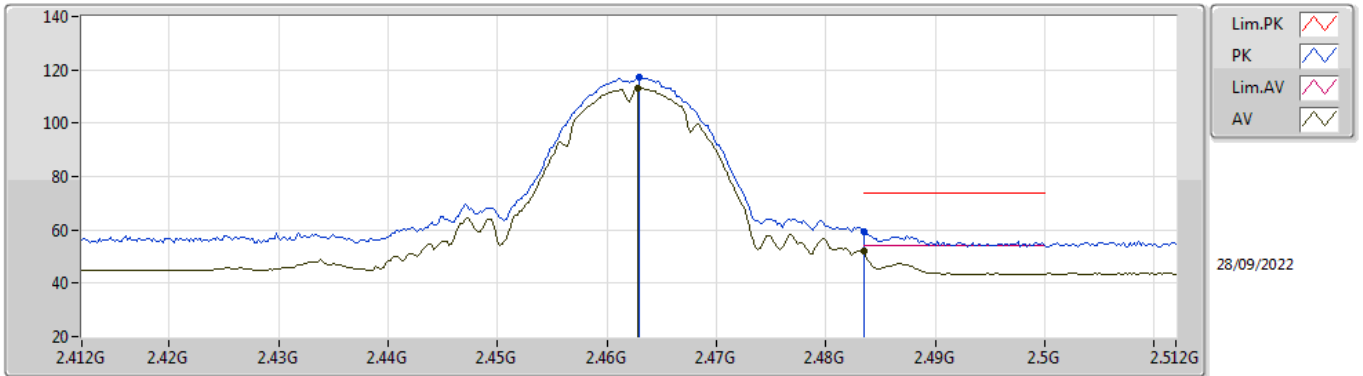


EUT Y_4TX
Setting 27
06-E-R-6

Type	Freq (Hz)	Level (dBuV/m)	Limit (dBuV/m)	Margin (dB)	Raw (dBuV)	Dist (m)	Condition	Azimuth (°)	Height (m)	Comment	AF (dB)	CL (dB)	PA (dB)
PK	2.458G	120.92	Inf	-Inf	89.42	3	Horizontal	96	2.53	-	27.60	3.90	-
AV	2.4578G	116.94	Inf	-Inf	85.44	3	Horizontal	96	2.53	-	27.60	3.90	-
PK	2.4835G	61.59	74.00	-12.41	30.09	3	Horizontal	96	2.53	-	27.60	3.90	-
AV	2.4838G	53.89	54.00	-0.11	22.39	3	Horizontal	96	2.53	-	27.60	3.90	-

802.11b_Nss1,(1Mbps)_4TX

2462MHz_TX

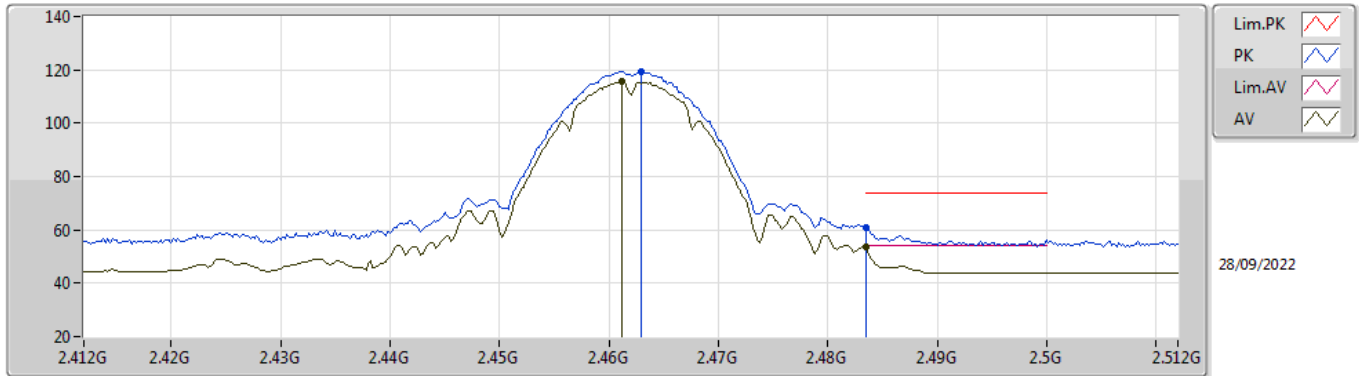


EUT Y_4TX
Setting 22
06-E-R-6

Type	Freq (Hz)	Level (dBuV/m)	Limit (dBuV/m)	Margin (dB)	Raw (dBuV)	Dist (m)	Condition	Azimuth (°)	Height (m)	Comment	AF (dB)	CL (dB)	PA (dB)
PK	2.463G	117.21	Inf	-Inf	85.71	3	Vertical	223	1.80	-	27.60	3.90	-
AV	2.4628G	113.15	Inf	-Inf	81.65	3	Vertical	223	1.80	-	27.60	3.90	-
PK	2.4835G	59.47	74.00	-14.53	27.97	3	Vertical	223	1.80	-	27.60	3.90	-
AV	2.4835G	51.84	54.00	-2.16	20.34	3	Vertical	223	1.80	-	27.60	3.90	-

802.11b_Nss1,(1Mbps)_4TX

2462MHz_TX

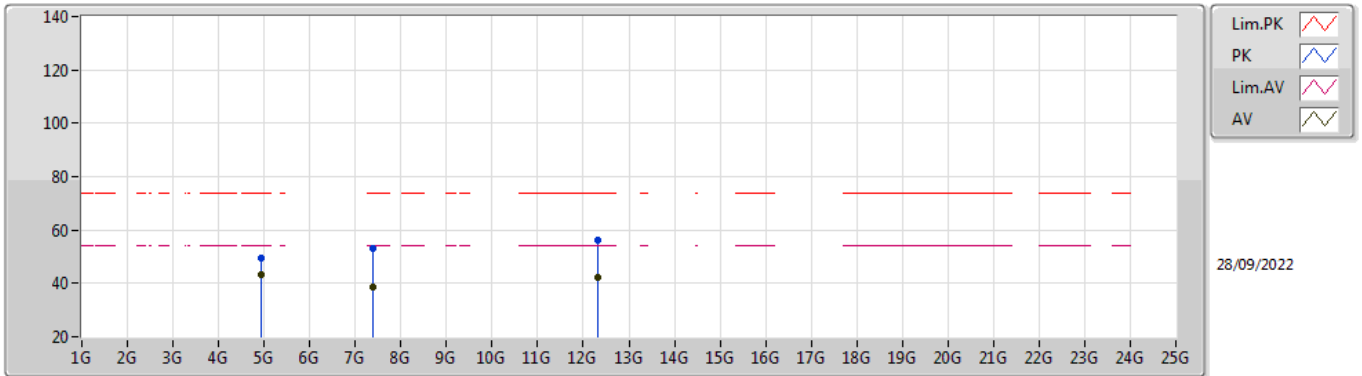


EUT Y_4TX
Setting 22
06-E-R-6

Type	Freq (Hz)	Level (dBuV/m)	Limit (dBuV/m)	Margin (dB)	Raw (dBuV)	Dist (m)	Condition	Azimuth (°)	Height (m)	Comment	AF (dB)	CL (dB)	PA (dB)
PK	2.463G	119.46	Inf	-Inf	87.96	3	Horizontal	97	2.53	-	27.60	3.90	-
AV	2.4612G	115.49	Inf	-Inf	83.99	3	Horizontal	97	2.53	-	27.60	3.90	-
PK	2.4835G	60.73	74.00	-13.27	29.23	3	Horizontal	97	2.53	-	27.60	3.90	-
AV	2.4835G	53.67	54.00	-0.33	22.17	3	Horizontal	97	2.53	-	27.60	3.90	-

802.11b_Nss1,(1Mbps)_4TX

2462MHz_TX

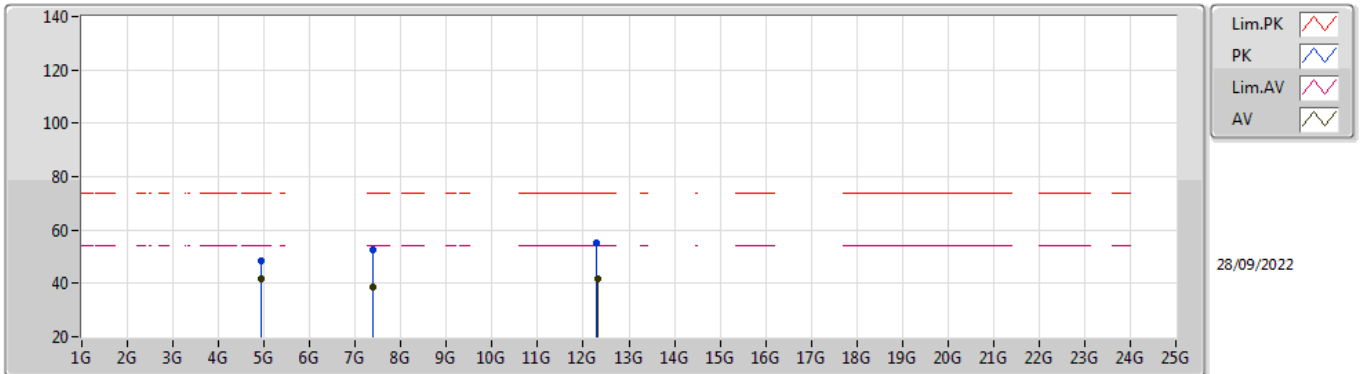


EUT Y_4TX
Setting 22
06-E-R-6

Type	Freq (Hz)	Level (dBuV/m)	Limit (dBuV/m)	Margin (dB)	Raw (dBuV)	Dist (m)	Condition	Azimuth (°)	Height (m)	Comment	AF (dB)	CL (dB)	PA (dB)
PK	4.92404G	49.56	74.00	-24.44	45.18	3	Vertical	282	1.97	-	31.45	5.40	32.47
AV	4.92404G	43.44	54.00	-10.56	39.06	3	Vertical	282	1.97	-	31.45	5.40	32.47
PK	7.3794G	52.99	74.00	-21.01	43.04	3	Vertical	358	1.62	-	36.70	6.78	33.53
AV	7.39176G	38.58	54.00	-15.42	28.63	3	Vertical	358	1.62	-	36.70	6.79	33.54
PK	12.3052G	55.96	74.00	-18.04	42.28	3	Vertical	28	2.48	-	38.79	9.58	34.69
AV	12.31316G	42.12	54.00	-11.88	28.44	3	Vertical	28	2.48	-	38.79	9.58	34.69

802.11b_Nss1,(1Mbps)_4TX

2462MHz_TX

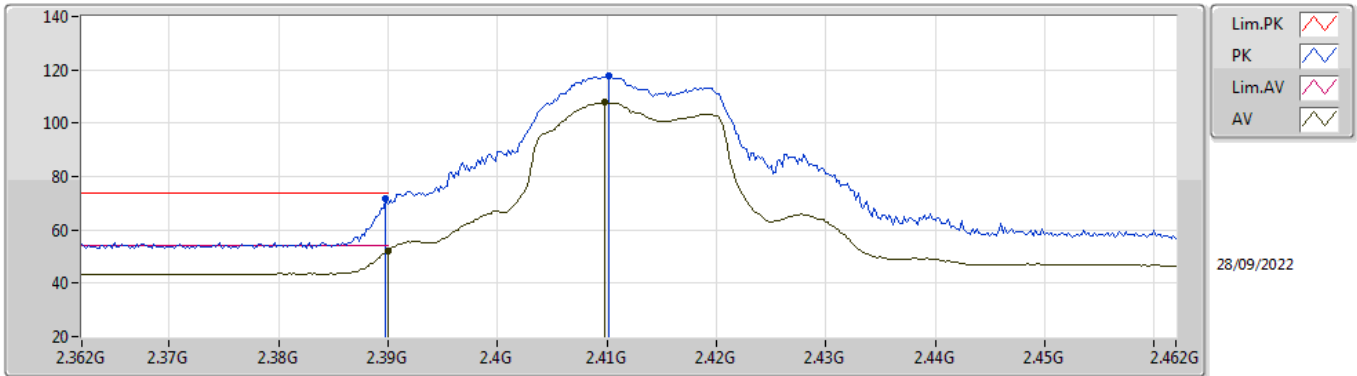


EUT Y_4TX
Setting 22
06-E-R-6

Type	Freq (Hz)	Level (dBuV/m)	Limit (dBuV/m)	Margin (dB)	Raw (dBuV)	Dist (m)	Condition	Azimuth (°)	Height (m)	Comment	AF (dB)	CL (dB)	PA (dB)
PK	4.92384G	48.25	74.00	-25.75	43.88	3	Horizontal	208	1.81	-	31.45	5.40	32.48
AV	4.92404G	41.47	54.00	-12.53	37.09	3	Horizontal	208	1.81	-	31.45	5.40	32.47
PK	7.38408G	52.70	74.00	-21.30	42.75	3	Horizontal	111	2.37	-	36.70	6.78	33.53
AV	7.38876G	38.52	54.00	-15.48	28.57	3	Horizontal	111	2.37	-	36.70	6.79	33.54
PK	12.30296G	55.36	74.00	-18.64	41.67	3	Horizontal	161	1.62	-	38.80	9.58	34.69
AV	12.30792G	41.91	54.00	-12.09	28.23	3	Horizontal	161	1.62	-	38.79	9.58	34.69

802.11g_Nss1,(6Mbps)_4TX

2412MHz_TX

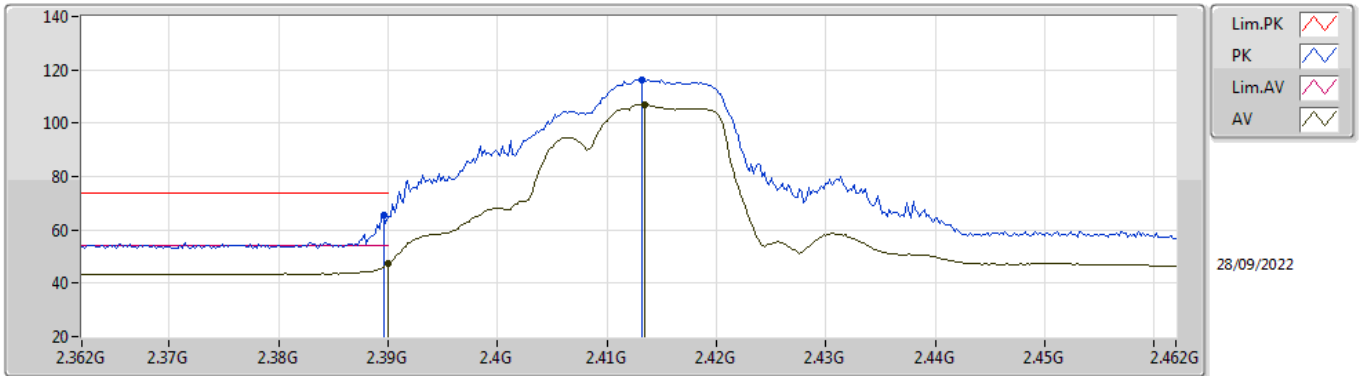


EUT Y_4TX
Setting 19.5
06-E-R-6

Type	Freq (Hz)	Level (dBuV/m)	Limit (dBuV/m)	Margin (dB)	Raw (dBuV)	Dist (m)	Condition	Azimuth (°)	Height (m)	Comment	AF (dB)	CL (dB)	PA (dB)
PK	2.3898G	71.69	74.00	-2.31	40.16	3	Vertical	214	1.80	-	27.64	3.89	-
AV	2.39G	52.03	54.00	-1.97	20.50	3	Vertical	214	1.80	-	27.64	3.89	-
PK	2.4102G	117.57	Inf	-Inf	86.07	3	Vertical	214	1.80	-	27.60	3.90	-
AV	2.4098G	107.80	Inf	-Inf	76.30	3	Vertical	214	1.80	-	27.60	3.90	-

802.11g_Nss1,(6Mbps)_4TX

2412MHz_TX

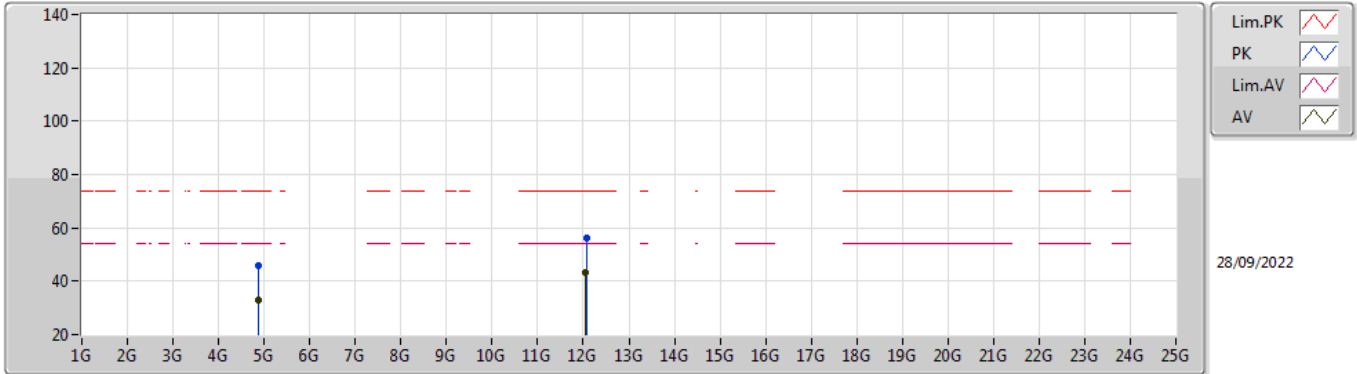


EUT Y_4TX
Setting 19.5
06-E-R-6

Type	Freq (Hz)	Level (dBuV/m)	Limit (dBuV/m)	Margin (dB)	Raw (dBuV)	Dist (m)	Condition	Azimuth (°)	Height (m)	Comment	AF (dB)	CL (dB)	PA (dB)
PK	2.3896G	65.38	74.00	-8.62	33.85	3	Horizontal	311	1.80	-	27.64	3.89	-
AV	2.39G	47.22	54.00	-6.78	15.69	3	Horizontal	311	1.80	-	27.64	3.89	-
PK	2.4132G	116.30	Inf	-Inf	84.80	3	Horizontal	311	1.80	-	27.60	3.90	-
AV	2.4134G	107.09	Inf	-Inf	75.59	3	Horizontal	311	1.80	-	27.60	3.90	-

802.11g_Nss1,(6Mbps)_4TX

2412MHz_TX

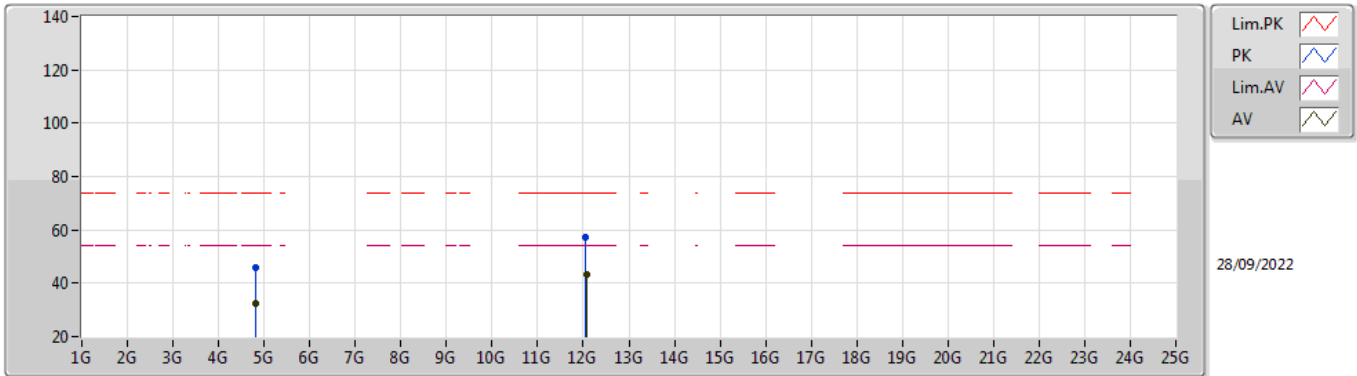


EUT Y_4TX
 Setting 19.5
 06-E-R-6

Type	Freq (Hz)	Level (dBuV/m)	Limit (dBuV/m)	Margin (dB)	Raw (dBuV)	Dist (m)	Condition	Azimuth (°)	Height (m)	Comment	AF (dB)	CL (dB)	PA (dB)
PK	4.88G	46.08	74.00	-27.92	41.78	3	Vertical	146	2.81	-	31.40	5.40	32.50
AV	4.881G	32.69	54.00	-21.31	28.38	3	Vertical	146	2.81	-	31.40	5.40	32.49
PK	12.06656G	56.33	74.00	-17.67	42.32	3	Vertical	67	1.48	-	39.17	9.52	34.68
AV	12.06028G	43.18	54.00	-10.82	29.18	3	Vertical	67	1.48	-	39.16	9.52	34.68

802.11g_Nss1,(6Mbps)_4TX

2412MHz_TX

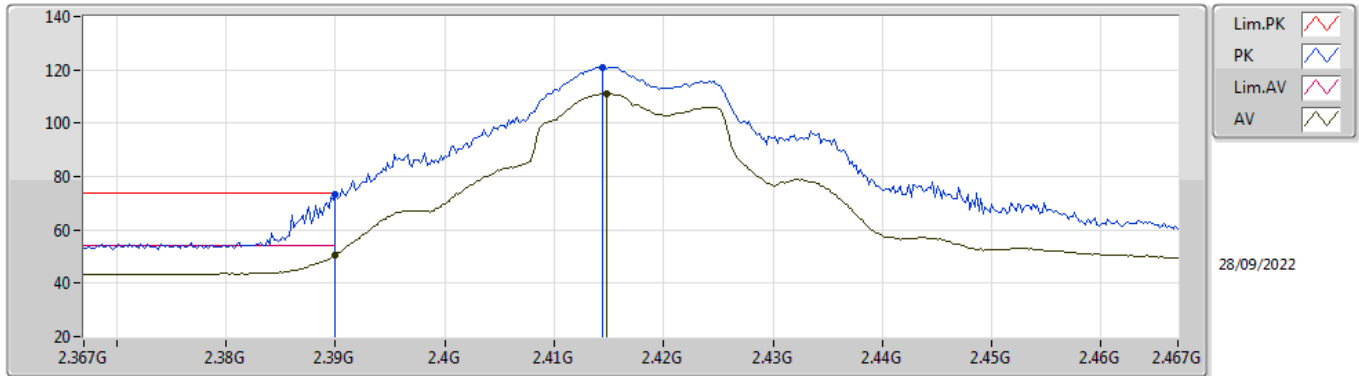


EUT Y_4TX
Setting 19.5
06-E-R-6

Type	Freq (Hz)	Level (dBuV/m)	Limit (dBuV/m)	Margin (dB)	Raw (dBuV)	Dist (m)	Condition	Azimuth (°)	Height (m)	Comment	AF (dB)	CL (dB)	PA (dB)
PK	4.82736G	45.62	74.00	-28.38	41.39	3	Horizontal	142	2.45	-	31.35	5.40	32.52
AV	4.81972G	32.41	54.00	-21.59	28.19	3	Horizontal	142	2.45	-	31.34	5.40	32.52
PK	12.0522G	57.30	74.00	-16.70	43.32	3	Horizontal	112	2.10	-	39.15	9.51	34.68
AV	12.06976G	43.53	54.00	-10.47	29.52	3	Horizontal	112	2.10	-	39.17	9.52	34.68

802.11g_Nss1,(6Mbps)_4TX

2417MHz_TX

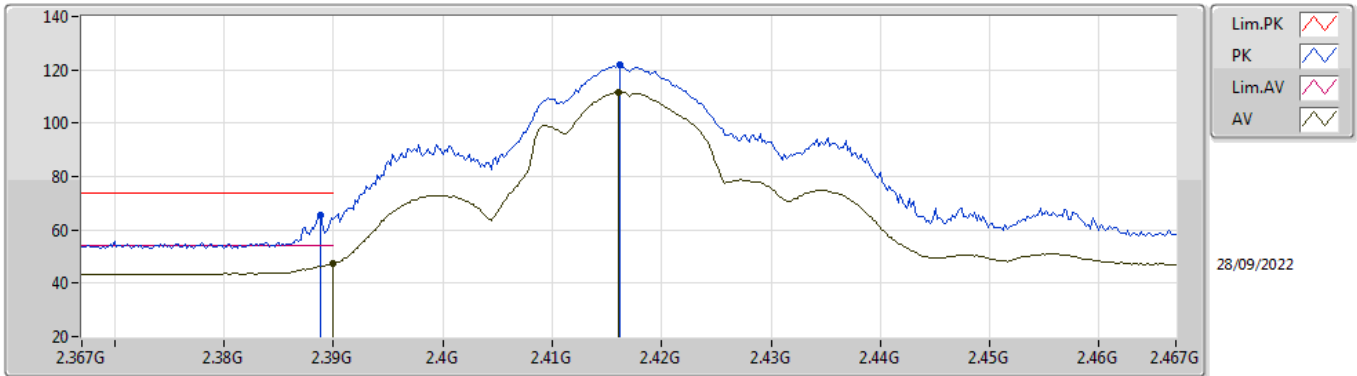


EUT Y_4TX
Setting 24
06-E-R-6

Type	Freq (Hz)	Level (dBuV/m)	Limit (dBuV/m)	Margin (dB)	Raw (dBuV)	Dist (m)	Condition	Azimuth (°)	Height (m)	Comment	AF (dB)	CL (dB)	PA (dB)
PK	2.39G	73.39	74.00	-0.61	41.86	3	Vertical	213	1.80	-	27.64	3.89	-
AV	2.39G	50.44	54.00	-3.56	18.91	3	Vertical	213	1.80	-	27.64	3.89	-
PK	2.4144G	120.87	Inf	-Inf	89.37	3	Vertical	213	1.80	-	27.60	3.90	-
AV	2.4148G	111.15	Inf	-Inf	79.65	3	Vertical	213	1.80	-	27.60	3.90	-

802.11g_Nss1,(6Mbps)_4TX

2417MHz_TX

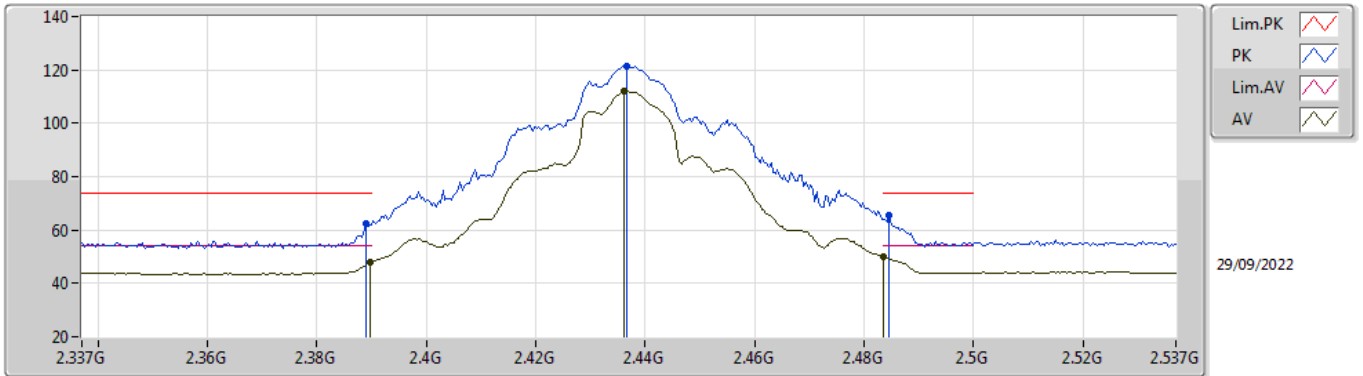


EUT Y_4TX
Setting 24
06-E-R-6

Type	Freq (Hz)	Level (dBuV/m)	Limit (dBuV/m)	Margin (dB)	Raw (dBuV)	Dist (m)	Condition	Azimuth (°)	Height (m)	Comment	AF (dB)	CL (dB)	PA (dB)
PK	2.3888G	65.30	74.00	-8.70	33.77	3	Horizontal	102	2.59	-	27.64	3.89	-
AV	2.39G	47.51	54.00	-6.49	15.98	3	Horizontal	102	2.59	-	27.64	3.89	-
PK	2.4162G	121.77	Inf	-Inf	90.27	3	Horizontal	102	2.59	-	27.60	3.90	-
AV	2.416G	111.65	Inf	-Inf	80.15	3	Horizontal	102	2.59	-	27.60	3.90	-

802.11g_Nss1,(6Mbps)_4TX

2437MHz_TX

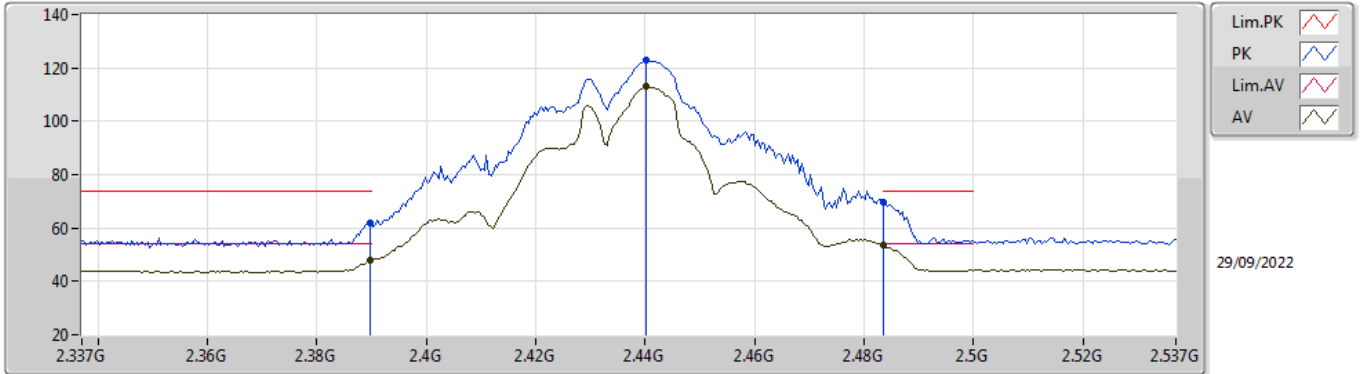


EUT_V_4TX
Setting 27.5
06-E-R-6

Type	Freq (Hz)	Level (dBuV/m)	Limit (dBuV/m)	Margin (dB)	Raw (dBuV)	Dist (m)	Condition	Azimuth (°)	Height (m)	Comment	AF (dB)	CL (dB)	PA (dB)
PK	2.389G	62.21	74.00	-11.79	30.68	3	Vertical	308.8	1.32	-	27.64	3.89	-
AV	2.3898G	47.75	54.00	-6.25	16.22	3	Vertical	308.8	1.32	-	27.64	3.89	-
PK	2.4366G	121.56	Inf	-Inf	90.06	3	Vertical	308.8	1.32	-	27.60	3.90	-
AV	2.4362G	111.97	Inf	-Inf	80.47	3	Vertical	308.8	1.32	-	27.60	3.90	-
PK	2.4846G	65.47	74.00	-8.53	33.97	3	Vertical	308.8	1.32	-	27.60	3.90	-
AV	2.4835G	50.02	54.00	-3.98	18.52	3	Vertical	308.8	1.32	-	27.60	3.90	-

802.11g_Nss1,(6Mbps)_4TX

2437MHz_TX

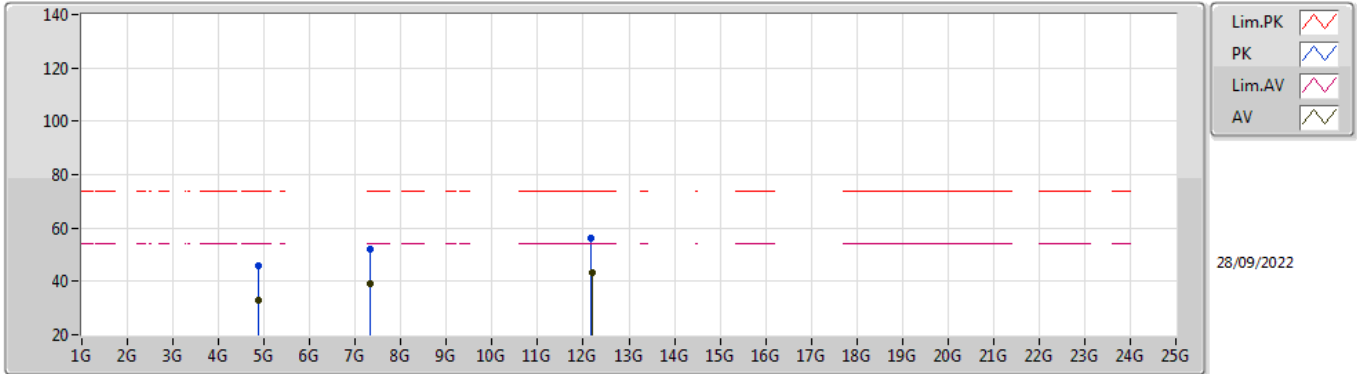


EUT_V_4TX
Setting 27.5
06-E-R-6

Type	Freq (Hz)	Level (dBuV/m)	Limit (dBuV/m)	Margin (dB)	Raw (dBuV)	Dist (m)	Condition	Azimuth (°)	Height (m)	Comment	AF (dB)	CL (dB)	PA (dB)
PK	2.3898G	62.12	74.00	-11.88	30.59	3	Horizontal	326	1.80	-	27.64	3.89	-
AV	2.3898G	48.02	54.00	-5.98	16.49	3	Horizontal	326	1.80	-	27.64	3.89	-
PK	2.4402G	122.99	Inf	-Inf	91.49	3	Horizontal	326	1.80	-	27.60	3.90	-
AV	2.4402G	112.88	Inf	-Inf	81.38	3	Horizontal	326	1.80	-	27.60	3.90	-
PK	2.4835G	69.48	74.00	-4.52	37.98	3	Horizontal	326	1.80	-	27.60	3.90	-
AV	2.4835G	53.80	54.00	-0.20	22.30	3	Horizontal	326	1.80	-	27.60	3.90	-

802.11g_Nss1,(6Mbps)_4TX

2437MHz_TX

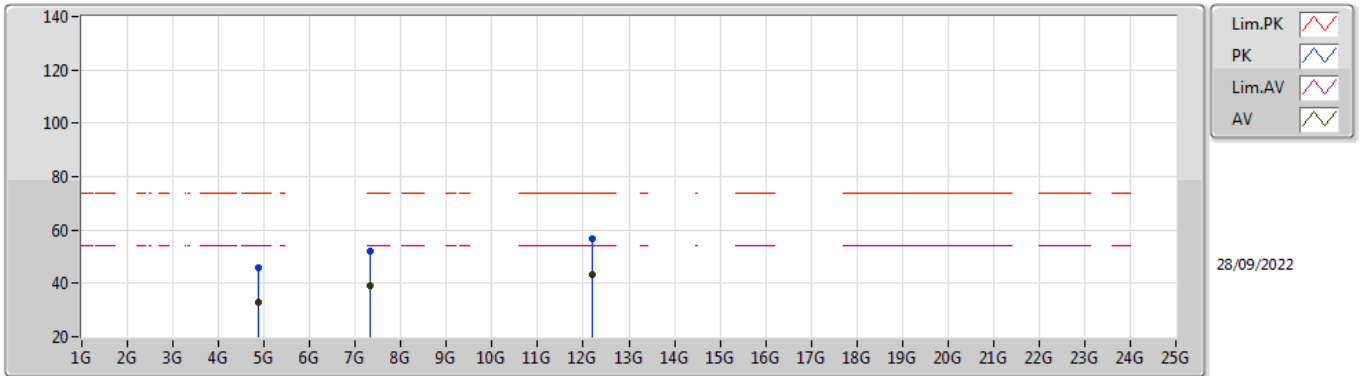


EUT Y_4TX
Setting 27.5
06-E-R-6

Type	Freq (Hz)	Level (dBuV/m)	Limit (dBuV/m)	Margin (dB)	Raw (dBuV)	Dist (m)	Condition	Azimuth (°)	Height (m)	Comment	AF (dB)	CL (dB)	PA (dB)
PK	4.88136G	46.12	74.00	-27.88	41.81	3	Vertical	283	2.12	-	31.40	5.40	32.49
AV	4.88288G	32.96	54.00	-21.04	28.65	3	Vertical	283	2.12	-	31.40	5.40	32.49
PK	7.31984G	52.29	74.00	-21.71	42.32	3	Vertical	277	2.84	-	36.70	6.72	33.45
AV	7.3172G	38.97	54.00	-15.03	29.00	3	Vertical	277	2.84	-	36.70	6.72	33.45
PK	12.18176G	56.14	74.00	-17.86	42.16	3	Vertical	17	2.46	-	39.12	9.55	34.69
AV	12.18744G	43.09	54.00	-10.91	29.12	3	Vertical	17	2.46	-	39.11	9.55	34.69

802.11g_Nss1,(6Mbps)_4TX

2437MHz_TX

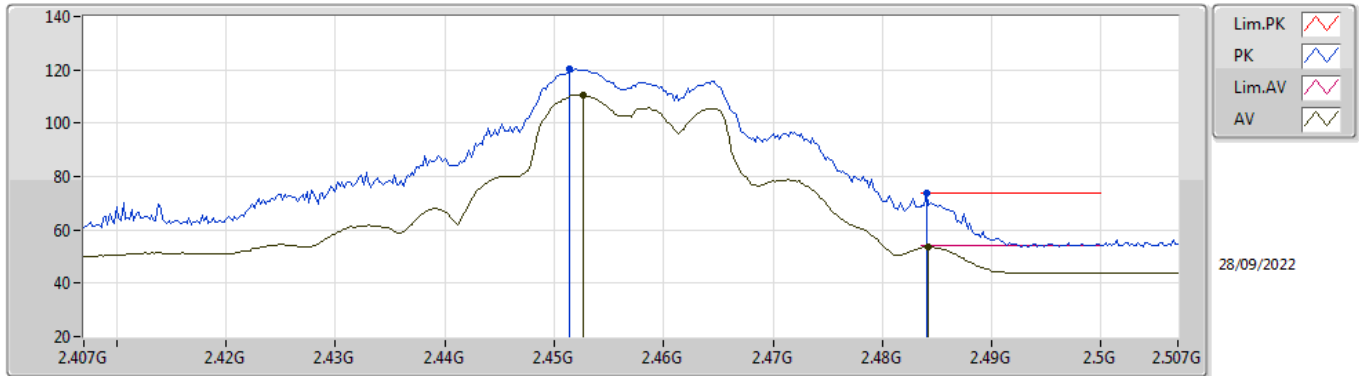


EUT_Y_4TX
Setting 27.5
06-E-R-6

Type	Freq (Hz)	Level (dBuV/m)	Limit (dBuV/m)	Margin (dB)	Raw (dBuV)	Dist (m)	Condition	Azimuth (°)	Height (m)	Comment	AF (dB)	CL (dB)	PA (dB)
PK	4.8748G	46.10	74.00	-27.90	41.80	3	Horizontal	273	2.92	-	31.40	5.40	32.50
AV	4.88104G	32.97	54.00	-21.03	28.66	3	Horizontal	273	2.92	-	31.40	5.40	32.49
PK	7.31436G	51.89	74.00	-22.11	41.92	3	Horizontal	322	2.06	-	36.70	6.71	33.44
AV	7.3132G	38.99	54.00	-15.01	29.02	3	Horizontal	322	2.06	-	36.70	6.71	33.44
PK	12.18464G	56.58	74.00	-17.42	42.60	3	Horizontal	201	2.27	-	39.12	9.55	34.69
AV	12.1926G	43.39	54.00	-10.61	29.42	3	Horizontal	201	2.27	-	39.11	9.55	34.69

802.11g_Nss1,(6Mbps)_4TX

2457MHz_TX

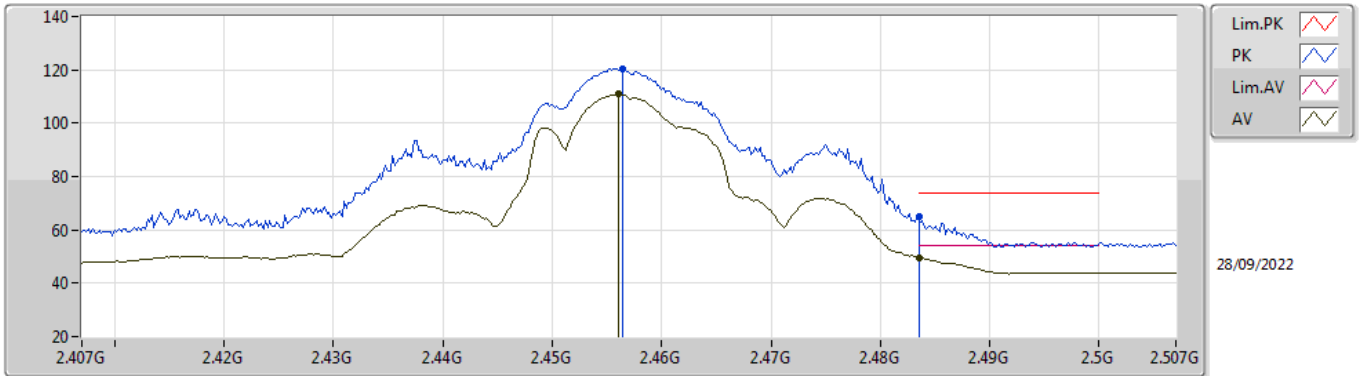


EUT Y_4TX
Setting 23.5
06-E-R-6

Type	Freq (Hz)	Level (dBuV/m)	Limit (dBuV/m)	Margin (dB)	Raw (dBuV)	Dist (m)	Condition	Azimuth (°)	Height (m)	Comment	AF (dB)	CL (dB)	PA (dB)
PK	2.4514G	120.12	Inf	-Inf	88.62	3	Vertical	64	2.40	-	27.60	3.90	-
AV	2.4526G	110.56	Inf	-Inf	79.06	3	Vertical	64	2.40	-	27.60	3.90	-
PK	2.484G	73.60	74.00	-0.40	42.10	3	Vertical	64	2.40	-	27.60	3.90	-
AV	2.4842G	53.62	54.00	-0.38	22.12	3	Vertical	64	2.40	-	27.60	3.90	-

802.11g_Nss1,(6Mbps)_4TX

2457MHz_TX

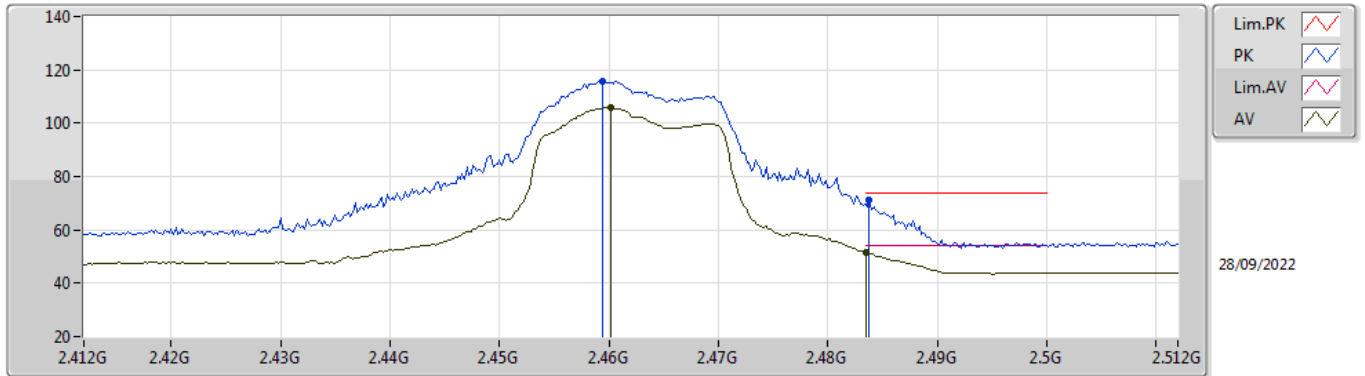


EUT Y_4TX
Setting 23.5
06-E-R-6

Type	Freq (Hz)	Level (dBuV/m)	Limit (dBuV/m)	Margin (dB)	Raw (dBuV)	Dist (m)	Condition	Azimuth (°)	Height (m)	Comment	AF (dB)	CL (dB)	PA (dB)
PK	2.4564G	120.41	Inf	-Inf	88.91	3	Horizontal	106	2.77	-	27.60	3.90	-
AV	2.456G	110.92	Inf	-Inf	79.42	3	Horizontal	106	2.77	-	27.60	3.90	-
PK	2.4835G	64.89	74.00	-9.11	33.39	3	Horizontal	106	2.77	-	27.60	3.90	-
AV	2.4835G	49.70	54.00	-4.30	18.20	3	Horizontal	106	2.77	-	27.60	3.90	-

802.11g_Nss1,(6Mbps)_4TX

2462MHz_TX

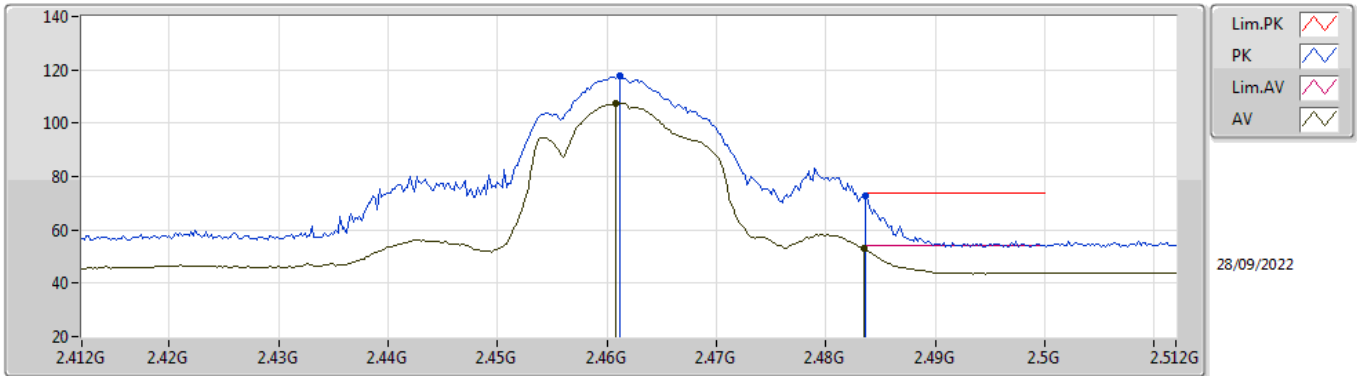


EUT Y_4TX
Setting 17.5
06-E-R-6

Type	Freq (Hz)	Level (dBuV/m)	Limit (dBuV/m)	Margin (dB)	Raw (dBuV)	Dist (m)	Condition	Azimuth (°)	Height (m)	Comment	AF (dB)	CL (dB)	PA (dB)
PK	2.4594G	115.71	Inf	-Inf	84.21	3	Vertical	212	1.80	-	27.60	3.90	-
AV	2.4602G	105.76	Inf	-Inf	74.26	3	Vertical	212	1.80	-	27.60	3.90	-
PK	2.4838G	71.17	74.00	-2.83	39.67	3	Vertical	212	1.80	-	27.60	3.90	-
AV	2.4835G	51.46	54.00	-2.54	19.96	3	Vertical	212	1.80	-	27.60	3.90	-

802.11g_Nss1,(6Mbps)_4TX

2462MHz_TX

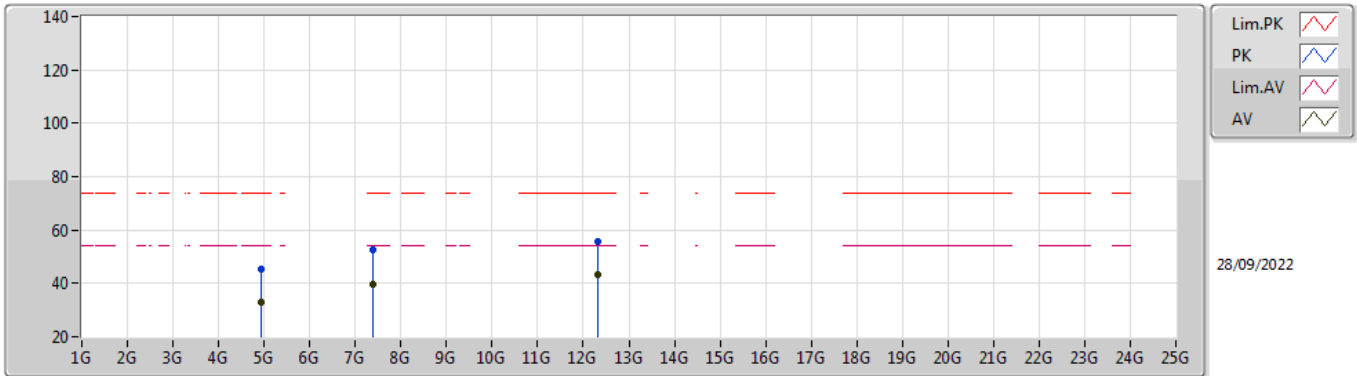


EUT Y_4TX
Setting 17.5
06-E-R-6

Type	Freq (Hz)	Level (dBuV/m)	Limit (dBuV/m)	Margin (dB)	Raw (dBuV)	Dist (m)	Condition	Azimuth (°)	Height (m)	Comment	AF (dB)	CL (dB)	PA (dB)
PK	2.4612G	117.68	Inf	-Inf	86.18	3	Horizontal	108	2.76	-	27.60	3.90	-
AV	2.4608G	107.52	Inf	-Inf	76.02	3	Horizontal	108	2.76	-	27.60	3.90	-
PK	2.4836G	72.91	74.00	-1.09	41.41	3	Horizontal	108	2.76	-	27.60	3.90	-
AV	2.4835G	53.13	54.00	-0.87	21.63	3	Horizontal	108	2.76	-	27.60	3.90	-

802.11g_Nss1,(6Mbps)_4TX

2462MHz_TX

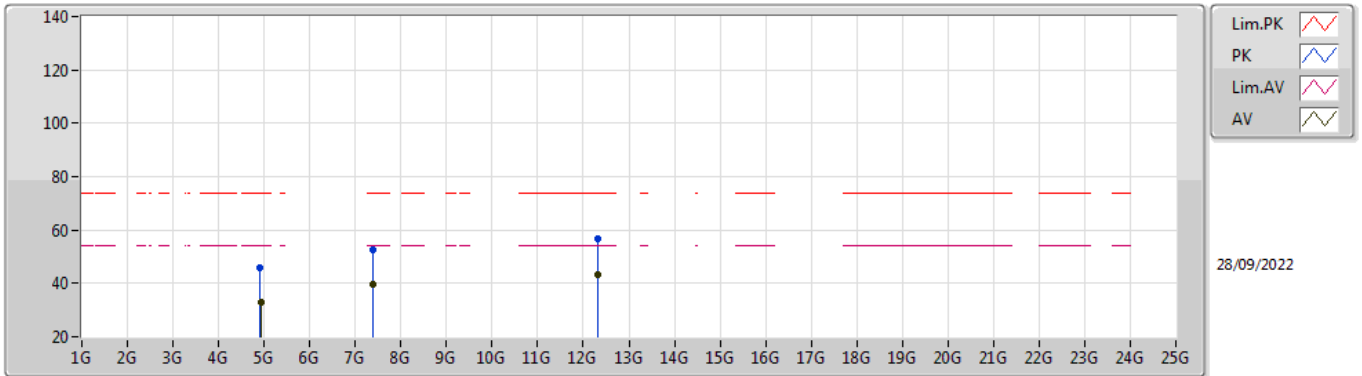


EUT_Y_4TX
Setting 17.5
06-E-R-6

Type	Freq (Hz)	Level (dBuV/m)	Limit (dBuV/m)	Margin (dB)	Raw (dBuV)	Dist (m)	Condition	Azimuth (°)	Height (m)	Comment	AF (dB)	CL (dB)	PA (dB)
PK	4.92024G	45.41	74.00	-28.59	41.05	3	Vertical	107	2.58	-	31.44	5.40	32.48
AV	4.9242G	32.91	54.00	-21.09	28.53	3	Vertical	107	2.58	-	31.45	5.40	32.47
PK	7.38544G	52.35	74.00	-21.65	42.39	3	Vertical	317	1.66	-	36.70	6.79	33.53
AV	7.38864G	39.61	54.00	-14.39	29.66	3	Vertical	317	1.66	-	36.70	6.79	33.54
PK	12.31692G	55.91	74.00	-18.09	42.24	3	Vertical	245	2.09	-	38.78	9.58	34.69
AV	12.31024G	43.38	54.00	-10.62	29.70	3	Vertical	245	2.09	-	38.79	9.58	34.69

802.11g_Nss1,(6Mbps)_4TX

2462MHz_TX

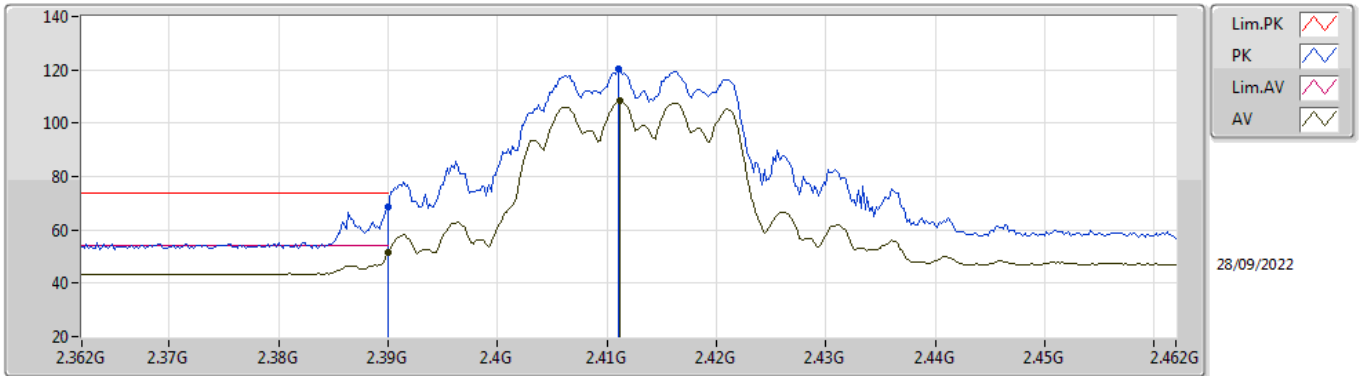


EUT_Y_4TX
Setting 17.5
06-E-R-6

Type	Freq (Hz)	Level (dBuV/m)	Limit (dBuV/m)	Margin (dB)	Raw (dBuV)	Dist (m)	Condition	Azimuth (°)	Height (m)	Comment	AF (dB)	CL (dB)	PA (dB)
PK	4.91532G	45.94	74.00	-28.06	41.59	3	Horizontal	196	1.96	-	31.43	5.40	32.48
AV	4.92188G	32.72	54.00	-21.28	28.36	3	Horizontal	196	1.96	-	31.44	5.40	32.48
PK	7.38796G	52.53	74.00	-21.47	42.58	3	Horizontal	76	2.09	-	36.70	6.79	33.54
AV	7.38716G	39.42	54.00	-14.58	29.47	3	Horizontal	76	2.09	-	36.70	6.79	33.54
PK	12.30924G	56.61	74.00	-17.39	42.93	3	Horizontal	308	1.19	-	38.79	9.58	34.69
AV	12.311G	43.45	54.00	-10.55	29.77	3	Horizontal	308	1.19	-	38.79	9.58	34.69

802.11ax HEW20_Nss1,(MCS0)_4TX

2412MHz_TX

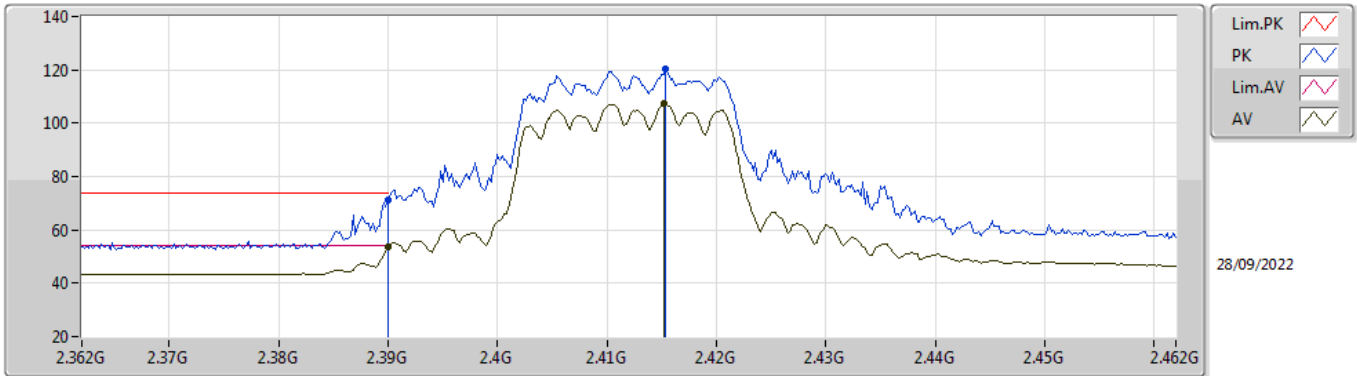


EUT Y_4TX
Setting 18
06-E-R-6

Type	Freq (Hz)	Level (dBuV/m)	Limit (dBuV/m)	Margin (dB)	Raw (dBuV)	Dist (m)	Condition	Azimuth (°)	Height (m)	Comment	AF (dB)	CL (dB)	PA (dB)
PK	2.39G	68.86	74.00	-5.14	37.33	3	Vertical	226	1.79	-	27.64	3.89	-
AV	2.39G	51.49	54.00	-2.51	19.96	3	Vertical	226	1.79	-	27.64	3.89	-
PK	2.411G	120.18	Inf	-Inf	88.68	3	Vertical	226	1.79	-	27.60	3.90	-
AV	2.4112G	108.19	Inf	-Inf	76.69	3	Vertical	226	1.79	-	27.60	3.90	-

802.11ax HEW20_Nss1,(MCS0)_4TX

2412MHz_TX

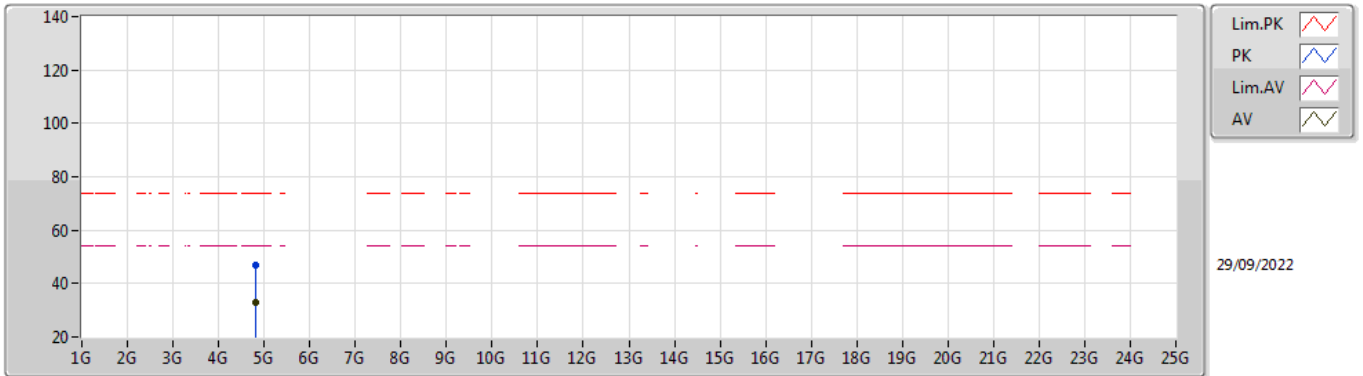


EUT Y_4TX
Setting 18
06-E-R-6

Type	Freq (Hz)	Level (dBuV/m)	Limit (dBuV/m)	Margin (dB)	Raw (dBuV)	Dist (m)	Condition	Azimuth (°)	Height (m)	Comment	AF (dB)	CL (dB)	PA (dB)
PK	2.39G	71.21	74.00	-2.79	39.68	3	Horizontal	328	1.86	-	27.64	3.89	-
AV	2.39G	53.66	54.00	-0.34	22.13	3	Horizontal	328	1.86	-	27.64	3.89	-
PK	2.4154G	120.25	Inf	-Inf	88.75	3	Horizontal	328	1.86	-	27.60	3.90	-
AV	2.4152G	107.16	Inf	-Inf	75.66	3	Horizontal	328	1.86	-	27.60	3.90	-

802.11ax HEW20_Nss1,(MCS0)_4TX

2412MHz_TX

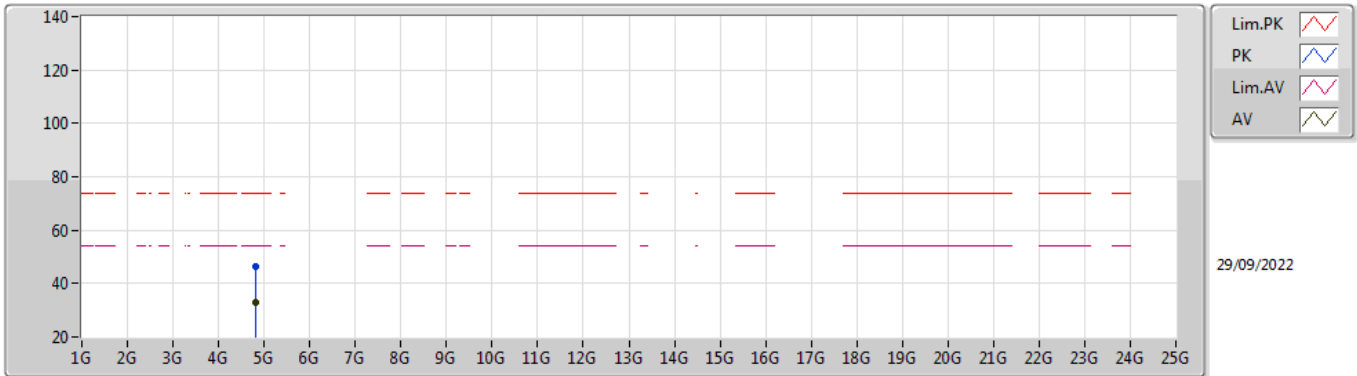


EUT Y_4TX
Setting 18
06-E-R-6

Type	Freq (Hz)	Level (dBuV/m)	Limit (dBuV/m)	Margin (dB)	Raw (dBuV)	Dist (m)	Condition	Azimuth (°)	Height (m)	Comment	AF (dB)	CL (dB)	PA (dB)
PK	4.82664G	46.75	74.00	-27.25	42.52	3	Vertical	91	1.47	-	31.35	5.40	32.52
AV	4.82704G	33.17	54.00	-20.83	28.94	3	Vertical	91	1.47	-	31.35	5.40	32.52

802.11ax HEW20_Nss1,(MCS0)_4TX

2412MHz_TX

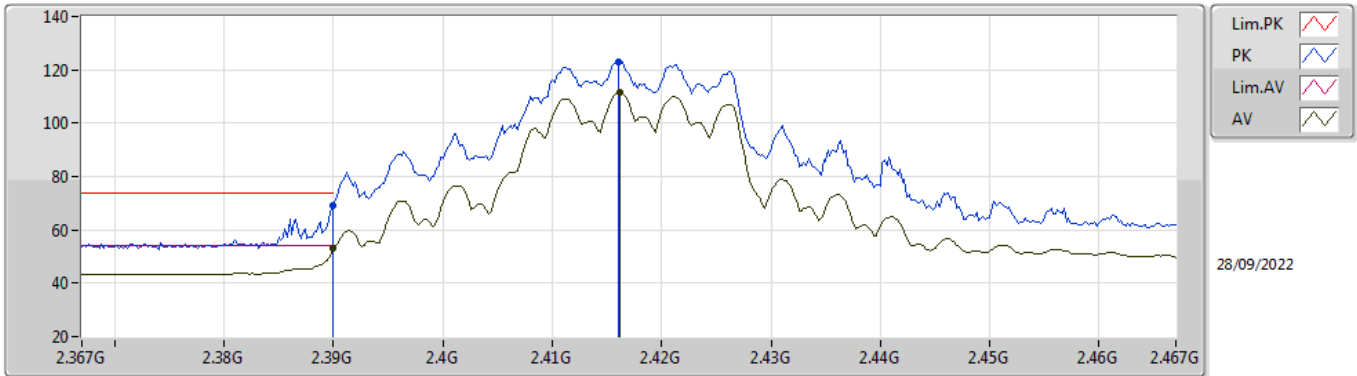


EUT Y_4TX
Setting 18
06-E-R-6

Type	Freq (Hz)	Level (dBuV/m)	Limit (dBuV/m)	Margin (dB)	Raw (dBuV)	Dist (m)	Condition	Azimuth (°)	Height (m)	Comment	AF (dB)	CL (dB)	PA (dB)
PK	4.82648G	46.41	74.00	-27.59	42.18	3	Horizontal	258	1.93	-	31.35	5.40	32.52
AV	4.81952G	33.15	54.00	-20.85	28.93	3	Horizontal	258	1.93	-	31.34	5.40	32.52

802.11ax HEW20_Nss1,(MCS0)_4TX

2417MHz_TX

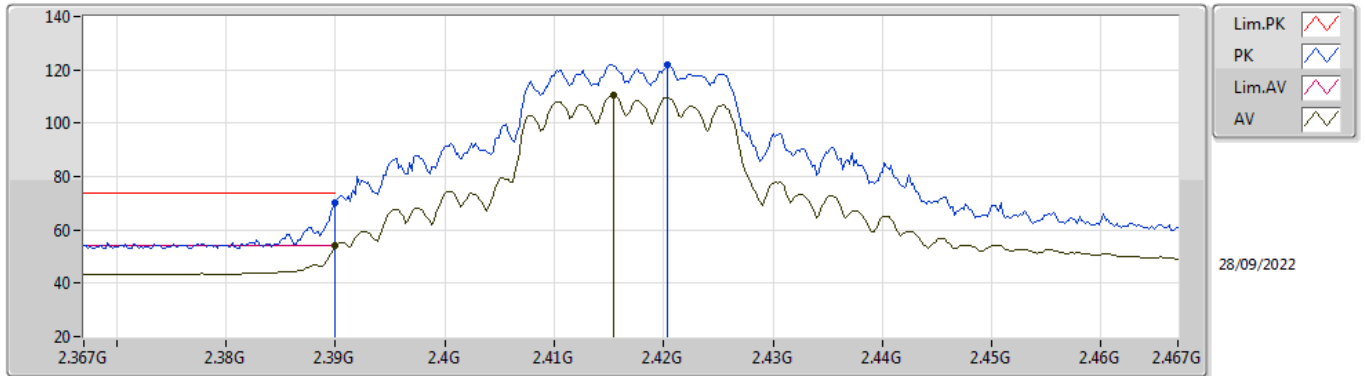


EUT Y_4TX
Setting 22
06-E-R-6

Type	Freq (Hz)	Level (dBuV/m)	Limit (dBuV/m)	Margin (dB)	Raw (dBuV)	Dist (m)	Condition	Azimuth (°)	Height (m)	Comment	AF (dB)	CL (dB)	PA (dB)
PK	2.39G	69.37	74.00	-4.63	37.84	3	Vertical	224	1.80	-	27.64	3.89	-
AV	2.39G	52.87	54.00	-1.13	21.34	3	Vertical	224	1.80	-	27.64	3.89	-
PK	2.416G	122.81	Inf	-Inf	91.31	3	Vertical	224	1.80	-	27.60	3.90	-
AV	2.4162G	111.40	Inf	-Inf	79.90	3	Vertical	224	1.80	-	27.60	3.90	-

802.11ax HEW20_Nss1,(MCS0)_4TX

2417MHz_TX

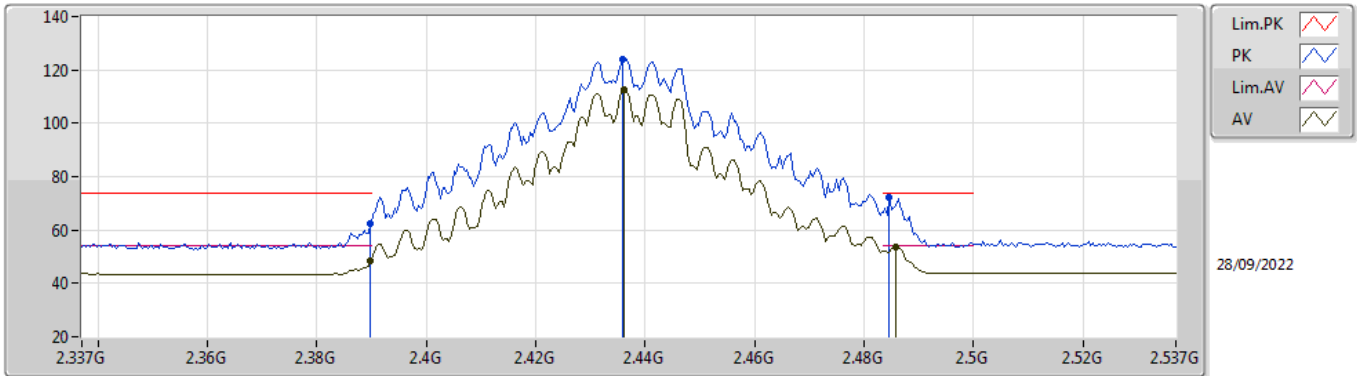


EUT Y_4TX
Setting 22
06-E-R-6

Type	Freq (Hz)	Level (dBuV/m)	Limit (dBuV/m)	Margin (dB)	Raw (dBuV)	Dist (m)	Condition	Azimuth (°)	Height (m)	Comment	AF (dB)	CL (dB)	PA (dB)
PK	2.39G	70.00	74.00	-4.00	38.47	3	Horizontal	324	1.84	-	27.64	3.89	-
AV	2.39G	53.98	54.00	-0.02	22.45	3	Horizontal	324	1.84	-	27.64	3.89	-
PK	2.4204G	122.08	Inf	-Inf	90.58	3	Horizontal	324	1.84	-	27.60	3.90	-
AV	2.4154G	110.32	Inf	-Inf	78.82	3	Horizontal	324	1.84	-	27.60	3.90	-

802.11ax HEW20_Nss1,(MCS0)_4TX

2437MHz_TX

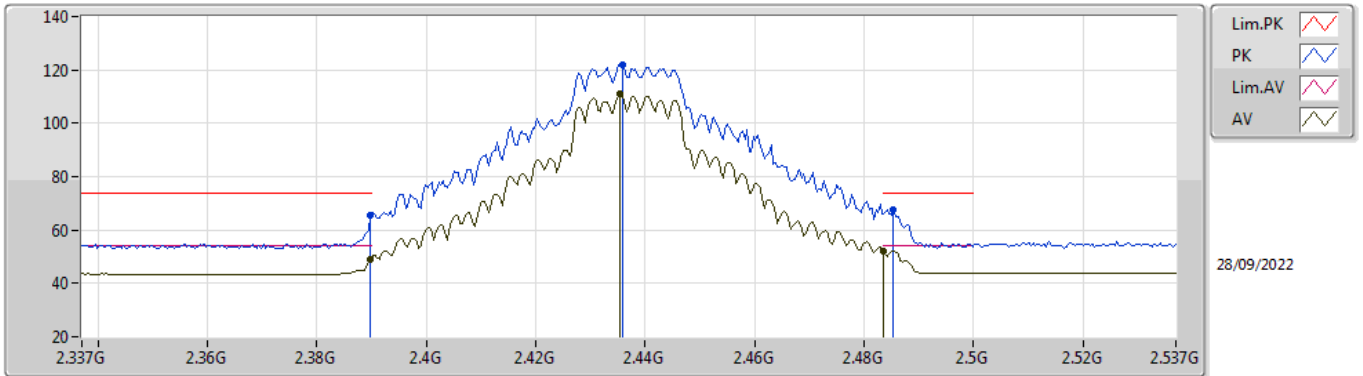


EUT Y_4TX
Setting 26.5
06-E-R-6

Type	Freq (Hz)	Level (dBuV/m)	Limit (dBuV/m)	Margin (dB)	Raw (dBuV)	Dist (m)	Condition	Azimuth (°)	Height (m)	Comment	AF (dB)	CL (dB)	PA (dB)
PK	2.3898G	62.61	74.00	-11.39	31.08	3	Vertical	225	2.23	-	27.64	3.89	-
AV	2.3898G	48.60	54.00	-5.40	17.07	3	Vertical	225	2.23	-	27.64	3.89	-
PK	2.4358G	124.07	Inf	-Inf	92.57	3	Vertical	225	2.23	-	27.60	3.90	-
AV	2.4362G	112.73	Inf	-Inf	81.23	3	Vertical	225	2.23	-	27.60	3.90	-
PK	2.4846G	72.48	74.00	-1.52	40.98	3	Vertical	225	2.23	-	27.60	3.90	-
AV	2.4858G	53.70	54.00	-0.30	22.20	3	Vertical	225	2.23	-	27.60	3.90	-

802.11ax HEW20_Nss1,(MCS0)_4TX

2437MHz_TX

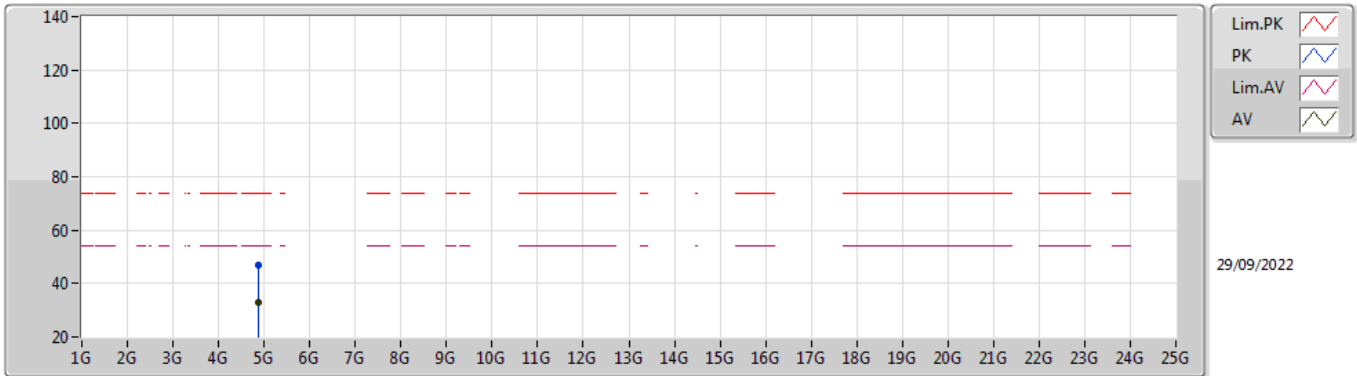


EUT_V_4TX
Setting 26.5
06-E-R-6

Type	Freq (Hz)	Level (dBuV/m)	Limit (dBuV/m)	Margin (dB)	Raw (dBuV)	Dist (m)	Condition	Azimuth (°)	Height (m)	Comment	AF (dB)	CL (dB)	PA (dB)
PK	2.3898G	65.43	74.00	-8.57	33.90	3	Horizontal	330	1.80	-	27.64	3.89	-
AV	2.3898G	49.21	54.00	-4.79	17.68	3	Horizontal	330	1.80	-	27.64	3.89	-
PK	2.4358G	121.83	Inf	-Inf	90.33	3	Horizontal	330	1.80	-	27.60	3.90	-
AV	2.4354G	111.00	Inf	-Inf	79.50	3	Horizontal	330	1.80	-	27.60	3.90	-
PK	2.4854G	67.75	74.00	-6.25	36.25	3	Horizontal	330	1.80	-	27.60	3.90	-
AV	2.4835G	52.21	54.00	-1.79	20.71	3	Horizontal	330	1.80	-	27.60	3.90	-

802.11ax HEW20_Nss1,(MCS0)_4TX

2437MHz_TX

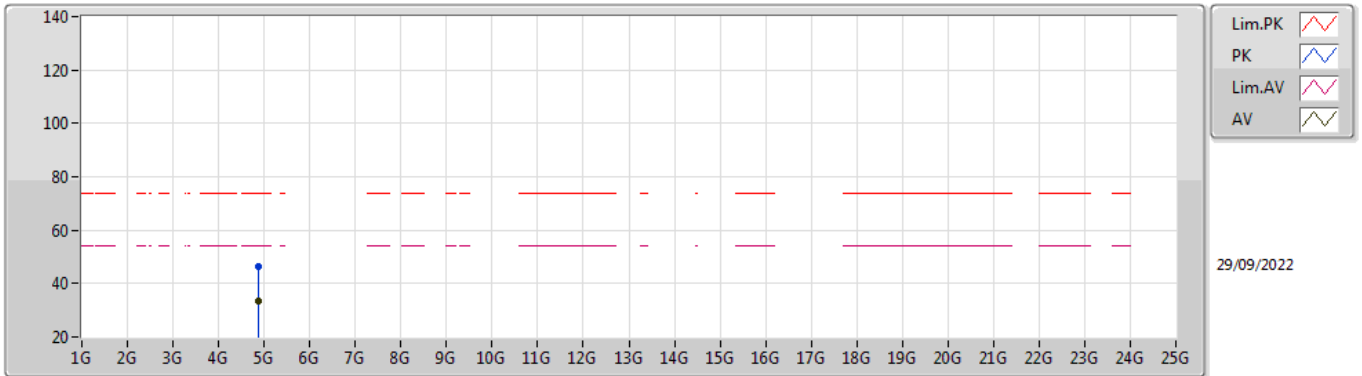


EUT Y_4TX
Setting 26.5
06-E-R-6

Type	Freq (Hz)	Level (dBuV/m)	Limit (dBuV/m)	Margin (dB)	Raw (dBuV)	Dist (m)	Condition	Azimuth (°)	Height (m)	Comment	AF (dB)	CL (dB)	PA (dB)
PK	4.87772G	46.79	74.00	-27.21	42.49	3	Vertical	336	2.76	-	31.40	5.40	32.50
AV	4.87456G	33.16	54.00	-20.84	28.86	3	Vertical	336	2.76	-	31.40	5.40	32.50

802.11ax HEW20_Nss1,(MCS0)_4TX

2437MHz_TX

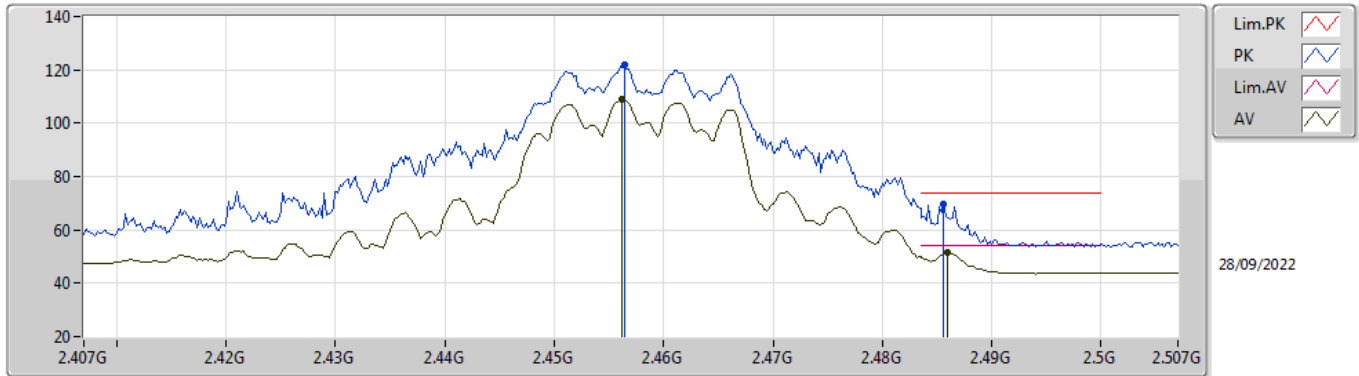


EUT Y_4TX
Setting 26.5
06-E-R-6

Type	Freq (Hz)	Level (dBuV/m)	Limit (dBuV/m)	Margin (dB)	Raw (dBuV)	Dist (m)	Condition	Azimuth (°)	Height (m)	Comment	AF (dB)	CL (dB)	PA (dB)
PK	4.87434G	46.28	74.00	-27.72	41.98	3	Horizontal	61	1.86	-	31.40	5.40	32.50
AV	4.87078G	33.24	54.00	-20.76	28.94	3	Horizontal	61	1.86	-	31.40	5.40	32.50

802.11ax HEW20_Nss1,(MCS0)_4TX

2457MHz_TX

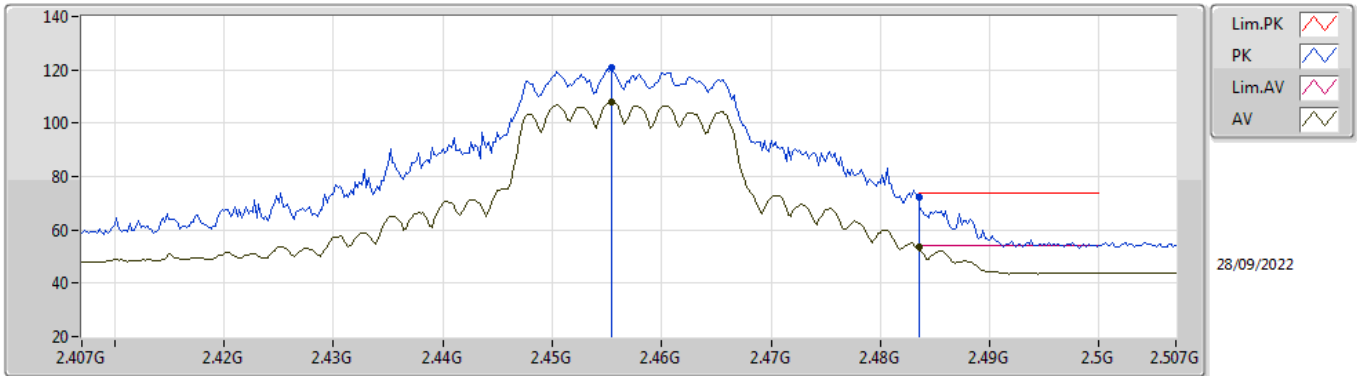


EUT Y_4TX
Setting 21
06-E-R-6

Type	Freq (Hz)	Level (dBuV/m)	Limit (dBuV/m)	Margin (dB)	Raw (dBuV)	Dist (m)	Condition	Azimuth (°)	Height (m)	Comment	AF (dB)	CL (dB)	PA (dB)
PK	2.4564G	121.65	Inf	-Inf	90.15	3	Vertical	221	1.80	-	27.60	3.90	-
AV	2.4562G	108.77	Inf	-Inf	77.27	3	Vertical	221	1.80	-	27.60	3.90	-
PK	2.4856G	69.47	74.00	-4.53	37.97	3	Vertical	221	1.80	-	27.60	3.90	-
AV	2.486G	51.31	54.00	-2.69	19.81	3	Vertical	221	1.80	-	27.60	3.90	-

802.11ax HEW20_Nss1,(MCS0)_4TX

2457MHz_TX

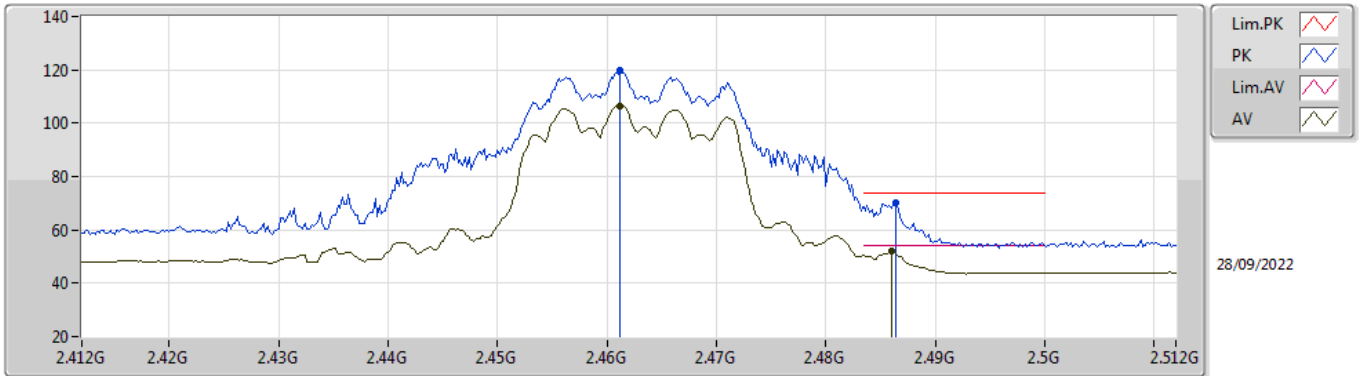


EUT Y_4TX
Setting 21
06-E-R-6

Type	Freq (Hz)	Level (dBuV/m)	Limit (dBuV/m)	Margin (dB)	Raw (dBuV)	Dist (m)	Condition	Azimuth (°)	Height (m)	Comment	AF (dB)	CL (dB)	PA (dB)
PK	2.4554G	120.78	Inf	-Inf	89.28	3	Horizontal	326	1.80	-	27.60	3.90	-
AV	2.4554G	108.13	Inf	-Inf	76.63	3	Horizontal	326	1.80	-	27.60	3.90	-
PK	2.4835G	72.05	74.00	-1.95	40.55	3	Horizontal	326	1.80	-	27.60	3.90	-
AV	2.4835G	53.69	54.00	-0.31	22.19	3	Horizontal	326	1.80	-	27.60	3.90	-

802.11ax HEW20_Nss1,(MCS0)_4TX

2462MHz_TX

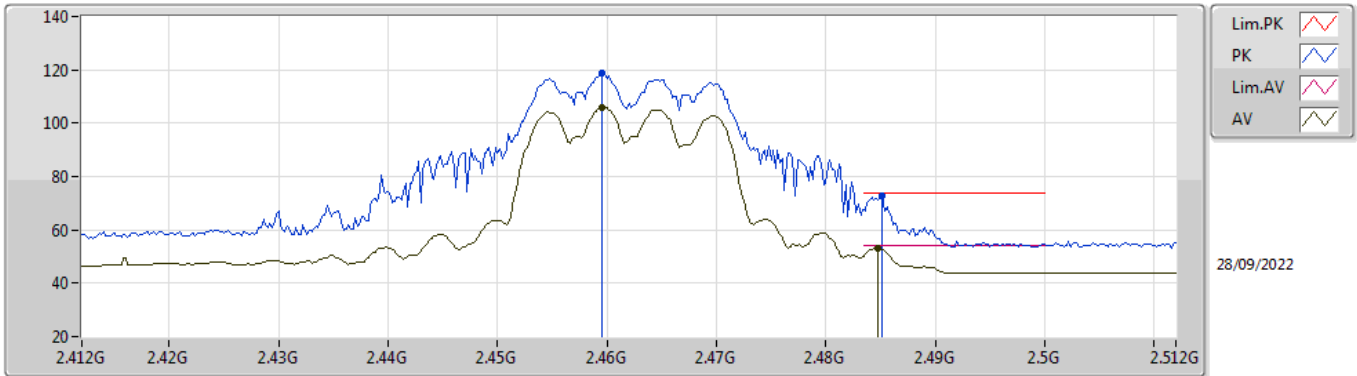


EUT Y_4TX
Setting 16.5
06-E-R-6

Type	Freq (Hz)	Level (dBuV/m)	Limit (dBuV/m)	Margin (dB)	Raw (dBuV)	Dist (m)	Condition	Azimuth (°)	Height (m)	Comment	AF (dB)	CL (dB)	PA (dB)
PK	2.4612G	119.79	Inf	-Inf	88.29	3	Vertical	224	1.80	-	27.60	3.90	-
AV	2.4612G	106.53	Inf	-Inf	75.03	3	Vertical	224	1.80	-	27.60	3.90	-
PK	2.4864G	69.93	74.00	-4.07	38.43	3	Vertical	224	1.80	-	27.60	3.90	-
AV	2.486G	51.83	54.00	-2.17	20.33	3	Vertical	224	1.80	-	27.60	3.90	-

802.11ax HEW20_Nss1,(MCS0)_4TX

2462MHz_TX

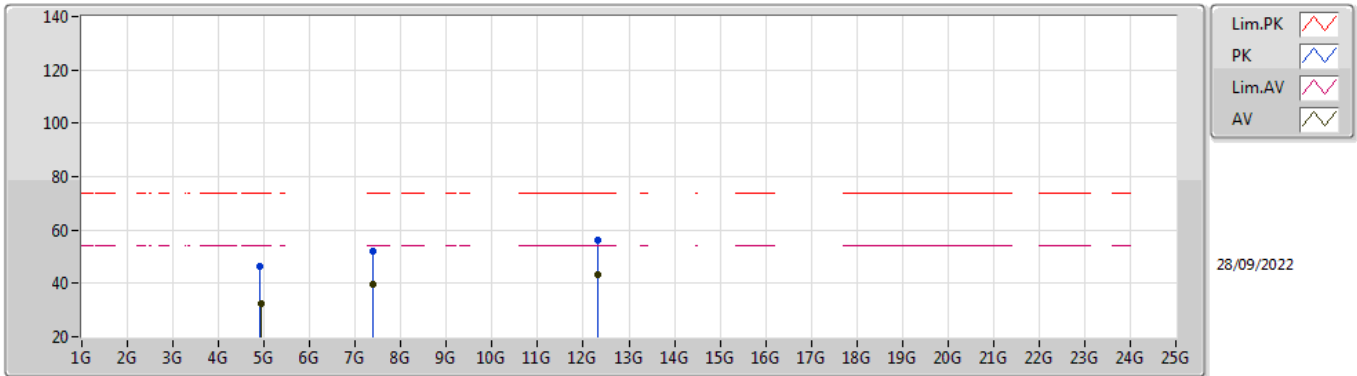


EUT Y_4TX
Setting 16.5
06-E-R-6

Type	Freq (Hz)	Level (dBuV/m)	Limit (dBuV/m)	Margin (dB)	Raw (dBuV)	Dist (m)	Condition	Azimuth (°)	Height (m)	Comment	AF (dB)	CL (dB)	PA (dB)
PK	2.4596G	118.61	Inf	-Inf	87.11	3	Horizontal	54	2.49	-	27.60	3.90	-
AV	2.4596G	105.83	Inf	-Inf	74.33	3	Horizontal	54	2.49	-	27.60	3.90	-
PK	2.4852G	72.57	74.00	-1.43	41.07	3	Horizontal	54	2.49	-	27.60	3.90	-
AV	2.4848G	53.25	54.00	-0.75	21.75	3	Horizontal	54	2.49	-	27.60	3.90	-

802.11ax HEW20_Nss1,(MCS0)_4TX

2462MHz_TX

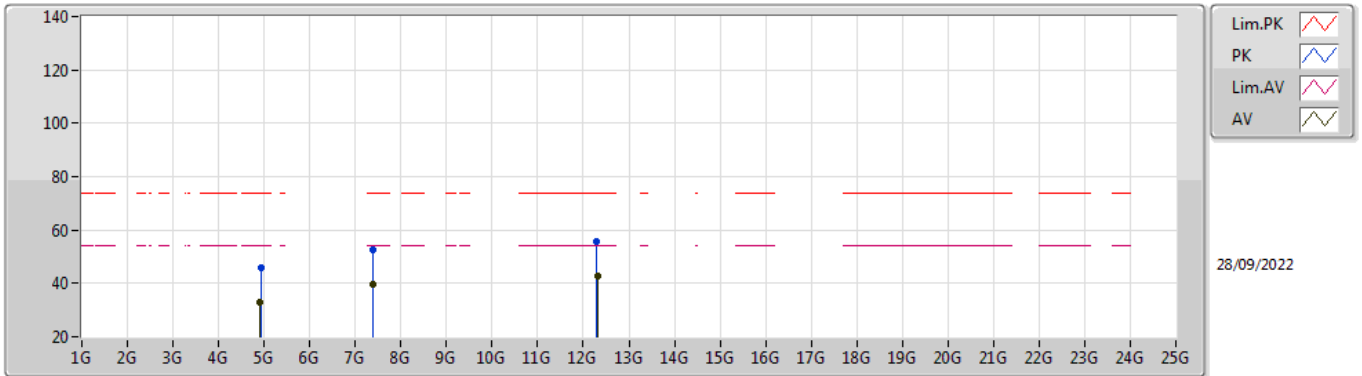


EUT Y_4TX
Setting 16.5
06-E-R-6

Type	Freq (Hz)	Level (dBuV/m)	Limit (dBuV/m)	Margin (dB)	Raw (dBuV)	Dist (m)	Condition	Azimuth (°)	Height (m)	Comment	AF (dB)	CL (dB)	PA (dB)
PK	4.91848G	46.17	74.00	-27.83	41.81	3	Vertical	65	1.29	-	31.44	5.40	32.48
AV	4.92212G	32.60	54.00	-21.40	28.24	3	Vertical	65	1.29	-	31.44	5.40	32.48
PK	7.38054G	52.28	74.00	-21.72	42.33	3	Vertical	211	2.41	-	36.70	6.78	33.53
AV	7.38408G	39.78	54.00	-14.22	29.83	3	Vertical	211	2.41	-	36.70	6.78	33.53
PK	12.30592G	56.17	74.00	-17.83	42.49	3	Vertical	69	2.36	-	38.79	9.58	34.69
AV	12.30724G	43.21	54.00	-10.79	29.53	3	Vertical	69	2.36	-	38.79	9.58	34.69

802.11ax HEW20_Nss1,(MCS0)_4TX

2462MHz_TX

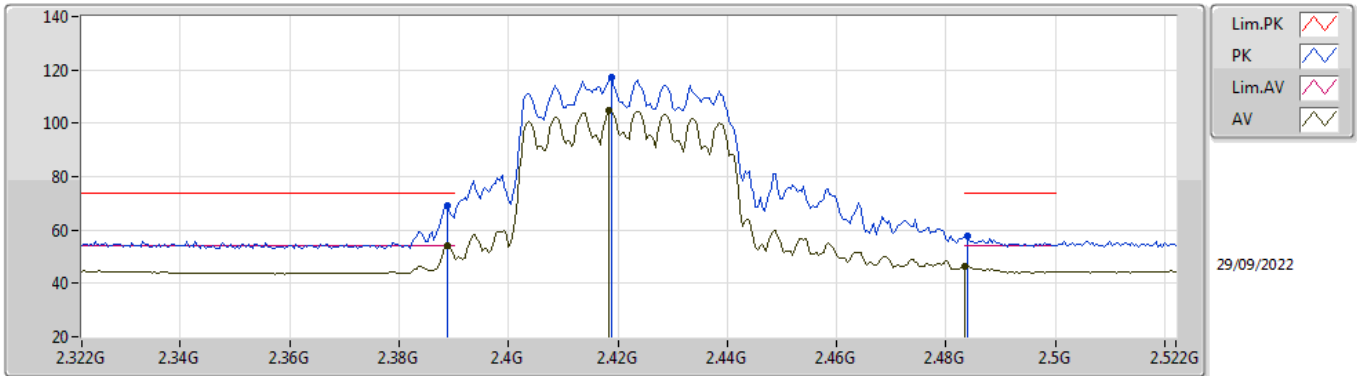


EUT Y_4TX
Setting 16.5
06-E-R-6

Type	Freq (Hz)	Level (dBuV/m)	Limit (dBuV/m)	Margin (dB)	Raw (dBuV)	Dist (m)	Condition	Azimuth (°)	Height (m)	Comment	AF (dB)	CL (dB)	PA (dB)
PK	4.92124G	45.62	74.00	-28.38	41.26	3	Horizontal	158	2.61	-	31.44	5.40	32.48
AV	4.9105G	32.88	54.00	-21.12	28.54	3	Horizontal	158	2.61	-	31.42	5.40	32.48
PK	7.39428G	52.64	74.00	-21.36	42.69	3	Horizontal	43	2.02	-	36.70	6.79	33.54
AV	7.3914G	39.71	54.00	-14.29	29.76	3	Horizontal	43	2.02	-	36.70	6.79	33.54
PK	12.30082G	55.48	74.00	-18.52	41.79	3	Horizontal	148	1.63	-	38.80	9.58	34.69
AV	12.30556G	42.89	54.00	-11.11	29.21	3	Horizontal	148	1.63	-	38.79	9.58	34.69

802.11ax HEW40_Nss1,(MCS0)_4TX

2422MHz_TX

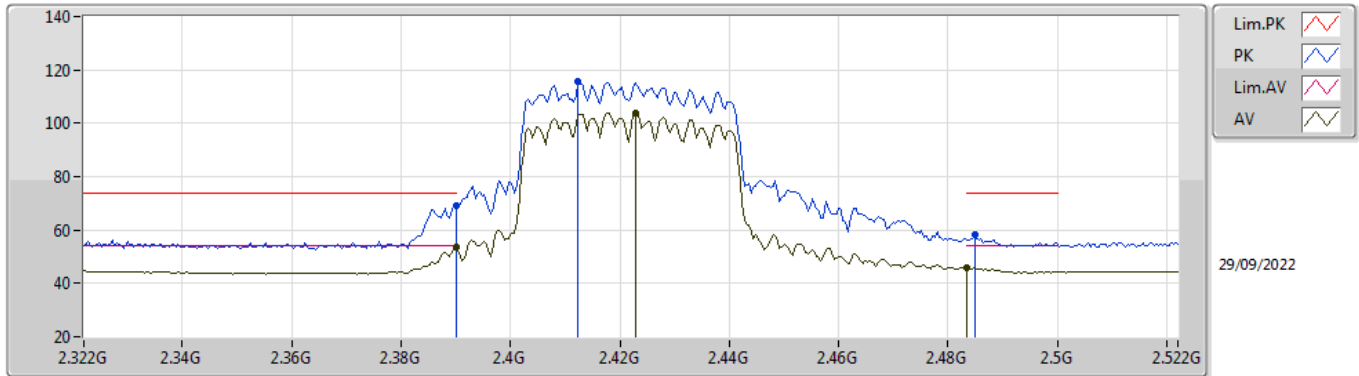


EUT V_4TX
Setting 15.5
06-E-S-5

Type	Freq (Hz)	Level (dBuV/m)	Limit (dBuV/m)	Margin (dB)	Raw (dBuV)	Dist (m)	Condition	Azimuth (°)	Height (m)	Comment	AF (dB)	CL (dB)	PA (dB)
PK	2.3888G	69.02	74.00	-4.98	37.49	3	Vertical	224	1.80	-	27.64	3.89	-
AV	2.3888G	53.96	54.00	-0.04	22.43	3	Vertical	224	1.80	-	27.64	3.89	-
PK	2.4188G	117.48	Inf	-Inf	85.98	3	Vertical	224	1.80	-	27.60	3.90	-
AV	2.4184G	104.78	Inf	-Inf	73.28	3	Vertical	224	1.80	-	27.60	3.90	-
PK	2.484G	57.86	74.00	-16.14	26.36	3	Vertical	224	1.80	-	27.60	3.90	-
AV	2.4835G	46.44	54.00	-7.56	14.94	3	Vertical	224	1.80	-	27.60	3.90	-

802.11ax HEW40_Nss1,(MCS0)_4TX

2422MHz_TX

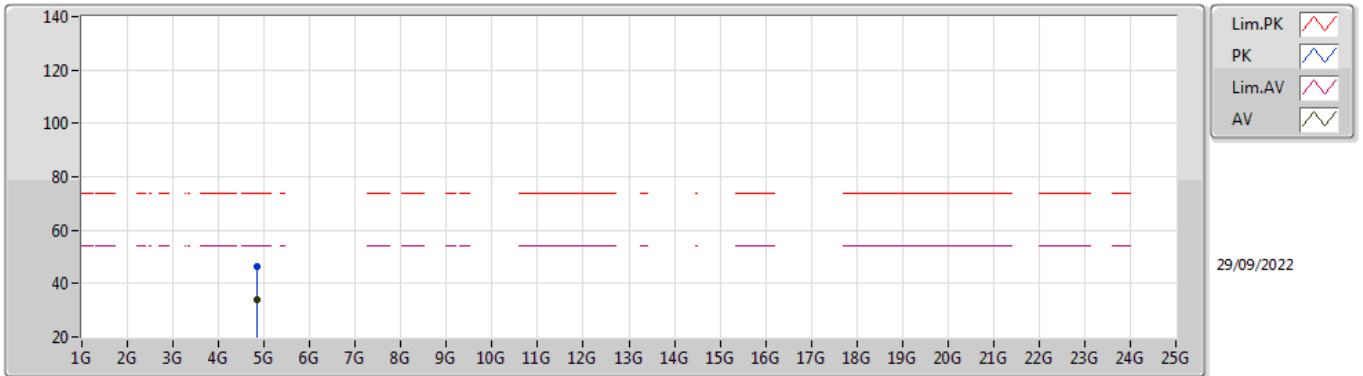


EUT Y_4TX
Setting 15.5
06-E-S-5

Type	Freq (Hz)	Level (dBuV/m)	Limit (dBuV/m)	Margin (dB)	Raw (dBuV)	Dist (m)	Condition	Azimuth (°)	Height (m)	Comment	AF (dB)	CL (dB)	PA (dB)
PK	2.39G	69.00	74.00	-5.00	37.47	3	Horizontal	326	2.08	-	27.64	3.89	-
AV	2.39G	53.81	54.00	-0.19	22.28	3	Horizontal	326	2.08	-	27.64	3.89	-
PK	2.4124G	115.51	Inf	-Inf	84.01	3	Horizontal	326	2.08	-	27.60	3.90	-
AV	2.4228G	103.94	Inf	-Inf	72.44	3	Horizontal	326	2.08	-	27.60	3.90	-
PK	2.4848G	58.26	74.00	-15.74	26.76	3	Horizontal	326	2.08	-	27.60	3.90	-
AV	2.4835G	45.95	54.00	-8.05	14.45	3	Horizontal	326	2.08	-	27.60	3.90	-

802.11ax HEW40_Nss1,(MCS0)_4TX

2422MHz_TX

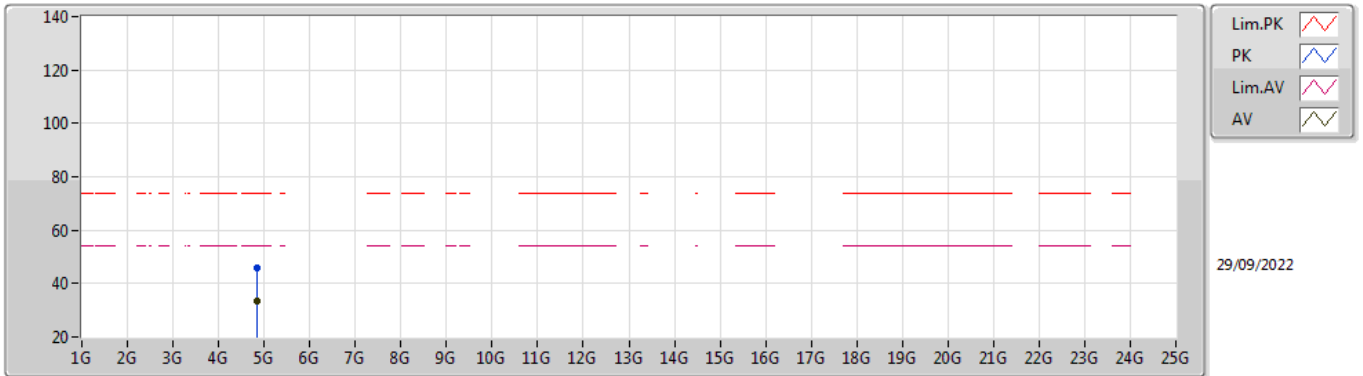


EUT Y_4TX
Setting 15.5
06-E-S-5

Type	Freq (Hz)	Level (dBuV/m)	Limit (dBuV/m)	Margin (dB)	Raw (dBuV)	Dist (m)	Condition	Azimuth (°)	Height (m)	Comment	AF (dB)	CL (dB)	PA (dB)
PK	4.83948G	46.32	74.00	-27.68	42.05	3	Vertical	259	1.68	-	31.38	5.40	32.51
AV	4.84078G	33.84	54.00	-20.16	29.57	3	Vertical	259	1.68	-	31.38	5.40	32.51

802.11ax HEW40_Nss1,(MCS0)_4TX

2422MHz_TX

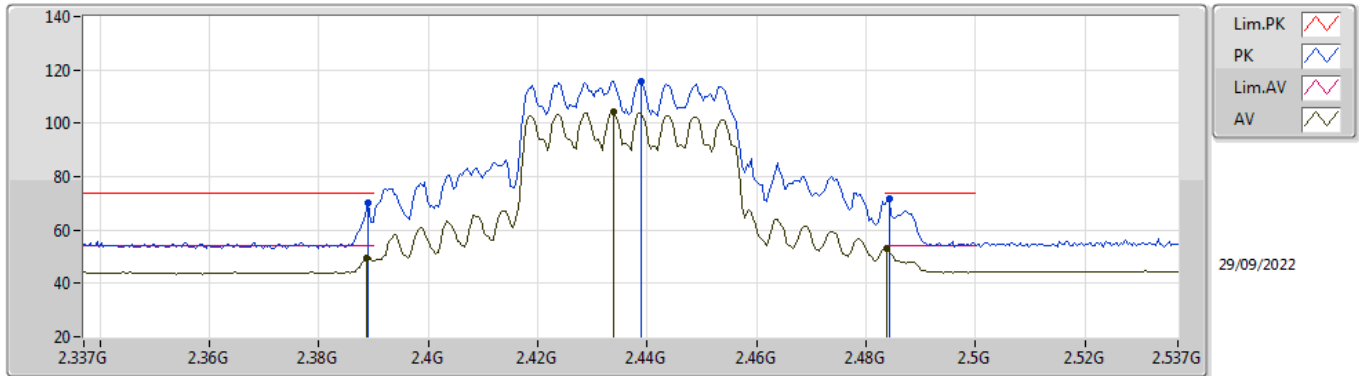


EUT Y_4TX
Setting 15.5
06-E-S-5

Type	Freq (Hz)	Level (dBuV/m)	Limit (dBuV/m)	Margin (dB)	Raw (dBuV)	Dist (m)	Condition	Azimuth (°)	Height (m)	Comment	AF (dB)	CL (dB)	PA (dB)
PK	4.84842G	46.12	74.00	-27.88	41.83	3	Horizontal	148	1.51	-	31.40	5.40	32.51
AV	4.84696G	33.66	54.00	-20.34	29.38	3	Horizontal	148	1.51	-	31.39	5.40	32.51

802.11ax HEW40_Nss1,(MCS0)_4TX

2437MHz_TX

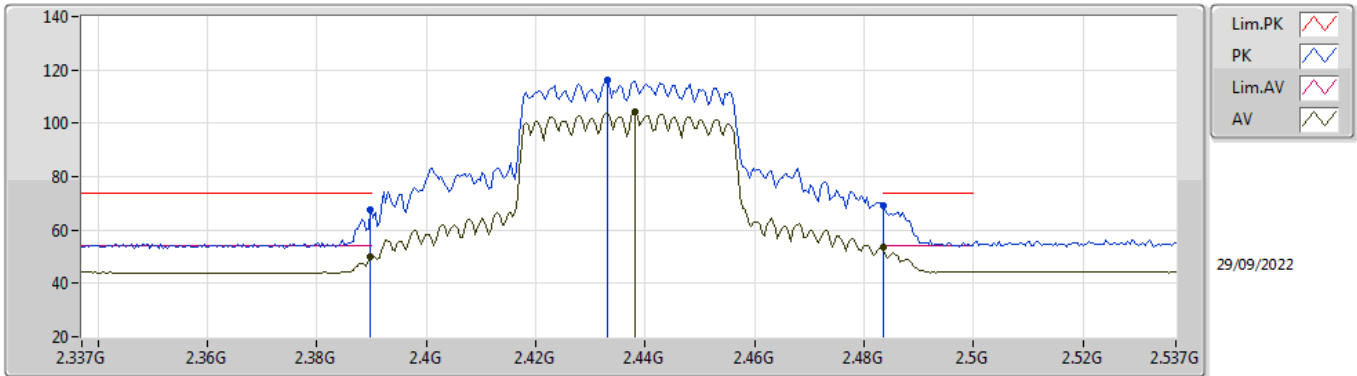


EUT Y_4TX
Setting 18
06-E-S-5

Type	Freq (Hz)	Level (dBuV/m)	Limit (dBuV/m)	Margin (dB)	Raw (dBuV)	Dist (m)	Condition	Azimuth (°)	Height (m)	Comment	AF (dB)	CL (dB)	PA (dB)
PK	2.389G	69.93	74.00	-4.07	38.40	3	Vertical	219	1.80	-	27.64	3.89	-
AV	2.3886G	49.71	54.00	-4.29	18.17	3	Vertical	219	1.80	-	27.65	3.89	-
PK	2.439G	115.78	Inf	-Inf	84.28	3	Vertical	219	1.80	-	27.60	3.90	-
AV	2.4338G	104.23	Inf	-Inf	72.73	3	Vertical	219	1.80	-	27.60	3.90	-
PK	2.4842G	71.81	74.00	-2.19	40.31	3	Vertical	219	1.80	-	27.60	3.90	-
AV	2.4838G	53.12	54.00	-0.88	21.62	3	Vertical	219	1.80	-	27.60	3.90	-

802.11ax HEW40_Nss1,(MCS0)_4TX

2437MHz_TX

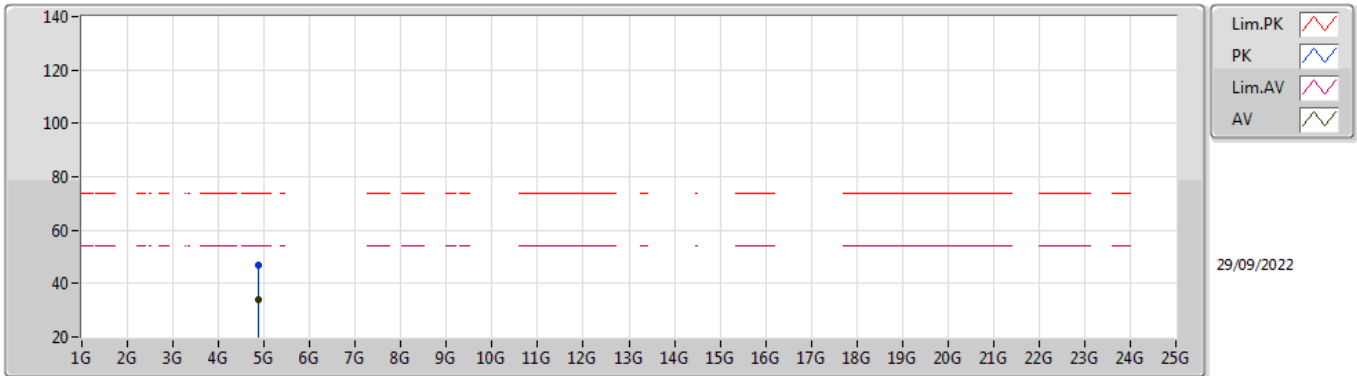


EUT Y_4TX
Setting 18
06-E-S-5

Type	Freq (Hz)	Level (dBuV/m)	Limit (dBuV/m)	Margin (dB)	Raw (dBuV)	Dist (m)	Condition	Azimuth (°)	Height (m)	Comment	AF (dB)	CL (dB)	PA (dB)
PK	2.3898G	67.58	74.00	-6.42	36.05	3	Horizontal	329	1.80	-	27.64	3.89	-
AV	2.3898G	49.95	54.00	-4.05	18.42	3	Horizontal	329	1.80	-	27.64	3.89	-
PK	2.433G	116.36	Inf	-Inf	84.86	3	Horizontal	329	1.80	-	27.60	3.90	-
AV	2.4382G	104.40	Inf	-Inf	72.90	3	Horizontal	329	1.80	-	27.60	3.90	-
PK	2.4835G	69.00	74.00	-5.00	37.50	3	Horizontal	329	1.80	-	27.60	3.90	-
AV	2.4835G	53.50	54.00	-0.50	22.00	3	Horizontal	329	1.80	-	27.60	3.90	-

802.11ax HEW40_Nss1,(MCS0)_4TX

2437MHz_TX

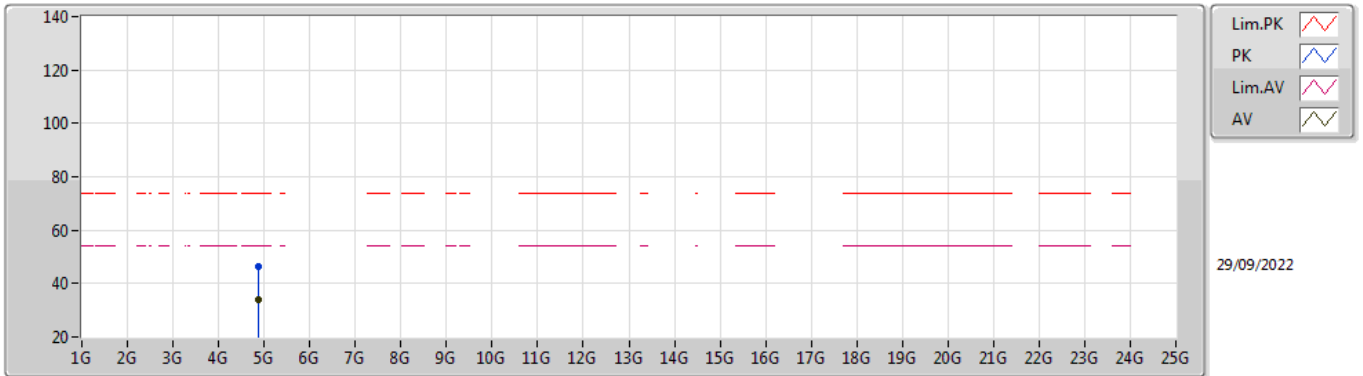


EUT Y_4TX
Setting 18
06-E-S-5

Type	Freq (Hz)	Level (dBuV/m)	Limit (dBuV/m)	Margin (dB)	Raw (dBuV)	Dist (m)	Condition	Azimuth (°)	Height (m)	Comment	AF (dB)	CL (dB)	PA (dB)
PK	4.8717G	46.70	74.00	-27.30	42.40	3	Vertical	62	2.24	-	31.40	5.40	32.50
AV	4.8699G	33.84	54.00	-20.16	29.54	3	Vertical	62	2.24	-	31.40	5.40	32.50

802.11ax HEW40_Nss1,(MCS0)_4TX

2437MHz_TX

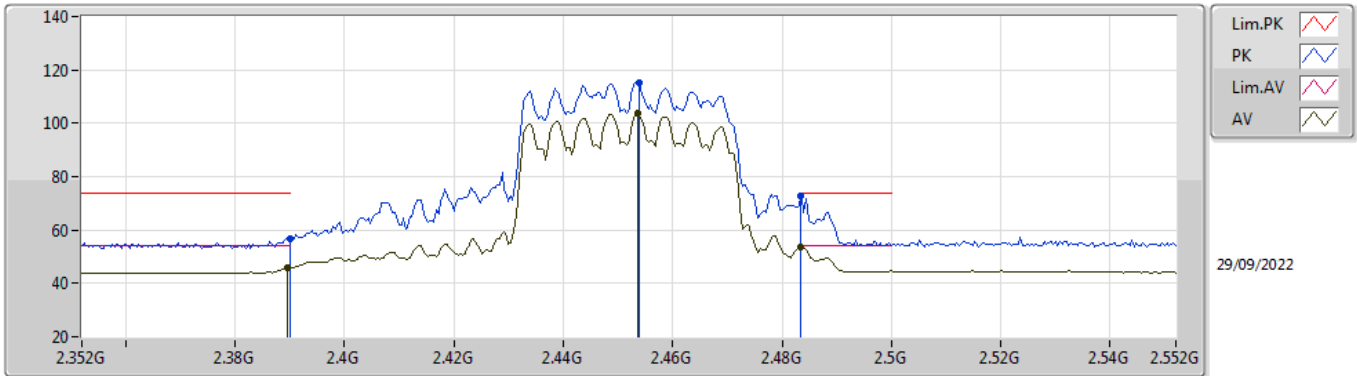


EUT Y_4TX
Setting 18
06-E-S-5

Type	Freq (Hz)	Level (dBuV/m)	Limit (dBuV/m)	Margin (dB)	Raw (dBuV)	Dist (m)	Condition	Azimuth (°)	Height (m)	Comment	AF (dB)	CL (dB)	PA (dB)
PK	4.87702G	46.28	74.00	-27.72	41.98	3	Horizontal	207	1.24	-	31.40	5.40	32.50
AV	4.87676G	33.81	54.00	-20.19	29.51	3	Horizontal	207	1.24	-	31.40	5.40	32.50

802.11ax HEW40_Nss1,(MCS0)_4TX

2452MHz_TX

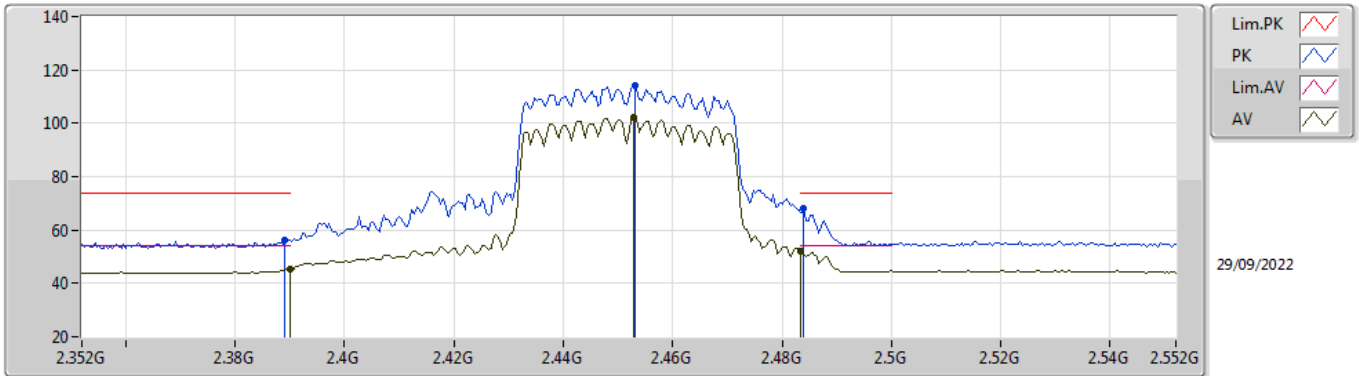


EUT Y_4TX
Setting 16
06-E-S-5

Type	Freq (Hz)	Level (dBuV/m)	Limit (dBuV/m)	Margin (dB)	Raw (dBuV)	Dist (m)	Condition	Azimuth (°)	Height (m)	Comment	AF (dB)	CL (dB)	PA (dB)
PK	2.39G	56.73	74.00	-17.27	25.20	3	Vertical	223	2.00	-	27.64	3.89	-
AV	2.3896G	45.61	54.00	-8.39	14.08	3	Vertical	223	2.00	-	27.64	3.89	-
PK	2.454G	115.14	Inf	-Inf	83.64	3	Vertical	223	2.00	-	27.60	3.90	-
AV	2.4536G	103.68	Inf	-Inf	72.18	3	Vertical	223	2.00	-	27.60	3.90	-
PK	2.4835G	72.92	74.00	-1.08	41.42	3	Vertical	223	2.00	-	27.60	3.90	-
AV	2.4835G	53.83	54.00	-0.17	22.33	3	Vertical	223	2.00	-	27.60	3.90	-

802.11ax HEW40_Nss1,(MCS0)_4TX

2452MHz_TX

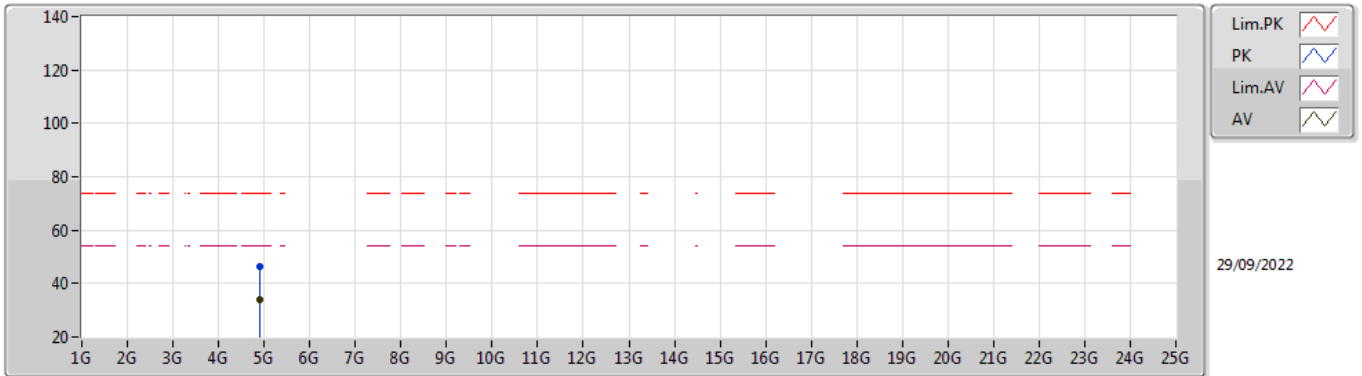


EUT Y_4TX
Setting 16
06-E-S-5

Type	Freq (Hz)	Level (dBuV/m)	Limit (dBuV/m)	Margin (dB)	Raw (dBuV)	Dist (m)	Condition	Azimuth (°)	Height (m)	Comment	AF (dB)	CL (dB)	PA (dB)
PK	2.3892G	56.41	74.00	-17.59	24.88	3	Horizontal	329	1.80	-	27.64	3.89	-
AV	2.39G	45.28	54.00	-8.72	13.75	3	Horizontal	329	1.80	-	27.64	3.89	-
PK	2.4532G	114.25	Inf	-Inf	82.75	3	Horizontal	329	1.80	-	27.60	3.90	-
AV	2.4528G	102.27	Inf	-Inf	70.77	3	Horizontal	329	1.80	-	27.60	3.90	-
PK	2.484G	68.22	74.00	-5.78	36.72	3	Horizontal	329	1.80	-	27.60	3.90	-
AV	2.4835G	52.30	54.00	-1.70	20.80	3	Horizontal	329	1.80	-	27.60	3.90	-

802.11ax HEW40_Nss1,(MCS0)_4TX

2452MHz_TX

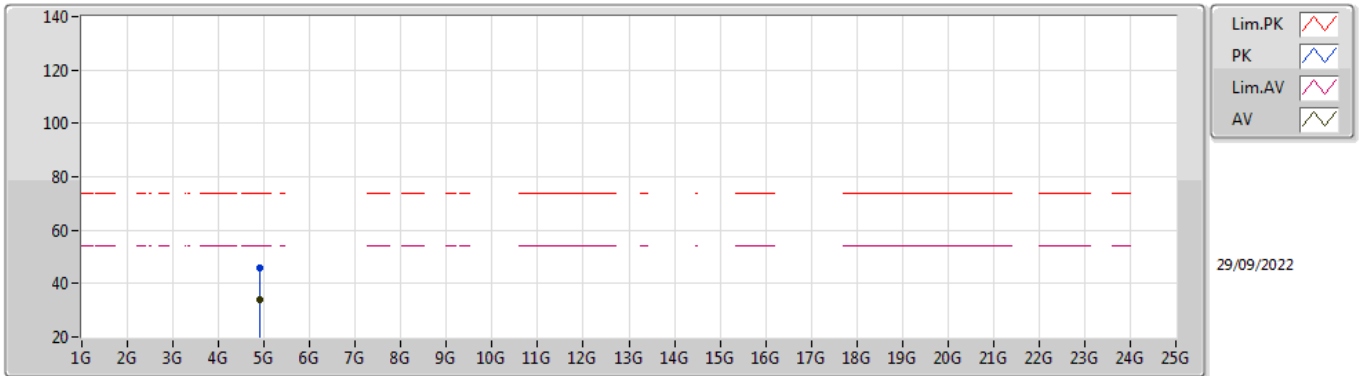


EUT Y_4TX
Setting 16
06-E-S-5

Type	Freq (Hz)	Level (dBuV/m)	Limit (dBuV/m)	Margin (dB)	Raw (dBuV)	Dist (m)	Condition	Azimuth (°)	Height (m)	Comment	AF (dB)	CL (dB)	PA (dB)
PK	4.9065G	46.53	74.00	-27.47	42.20	3	Vertical	180	2.51	-	31.41	5.40	32.48
AV	4.90008G	33.90	54.00	-20.10	29.59	3	Vertical	180	2.51	-	31.40	5.40	32.49

802.11ax HEW40_Nss1,(MCS0)_4TX

2452MHz_TX



EUT Y_4TX
Setting 16
06-E-S-5

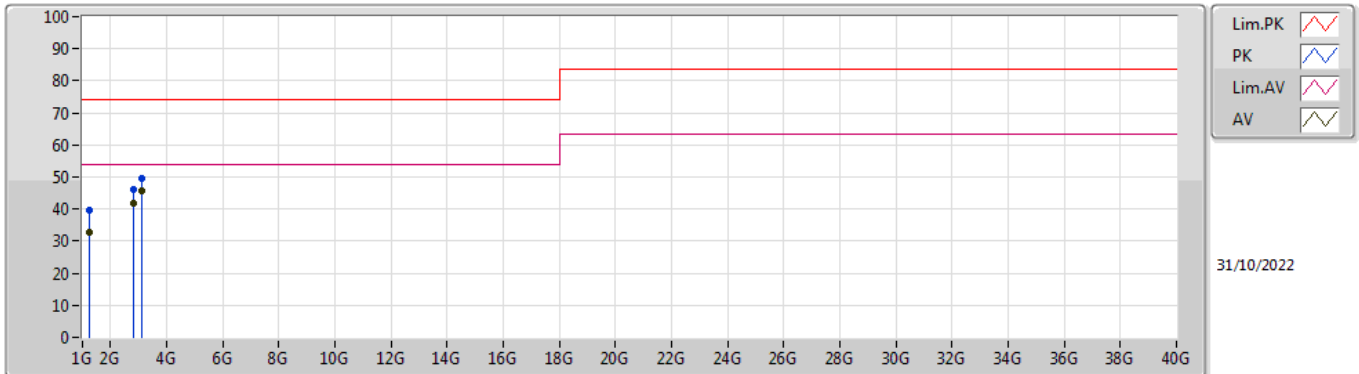
Type	Freq (Hz)	Level (dBuV/m)	Limit (dBuV/m)	Margin (dB)	Raw (dBuV)	Dist (m)	Condition	Azimuth (°)	Height (m)	Comment	AF (dB)	CL (dB)	PA (dB)
PK	4.89918G	45.92	74.00	-28.08	41.61	3	Horizontal	72	1.36	-	31.40	5.40	32.49
AV	4.90024G	33.97	54.00	-20.03	29.66	3	Horizontal	72	1.36	-	31.40	5.40	32.49



Summary

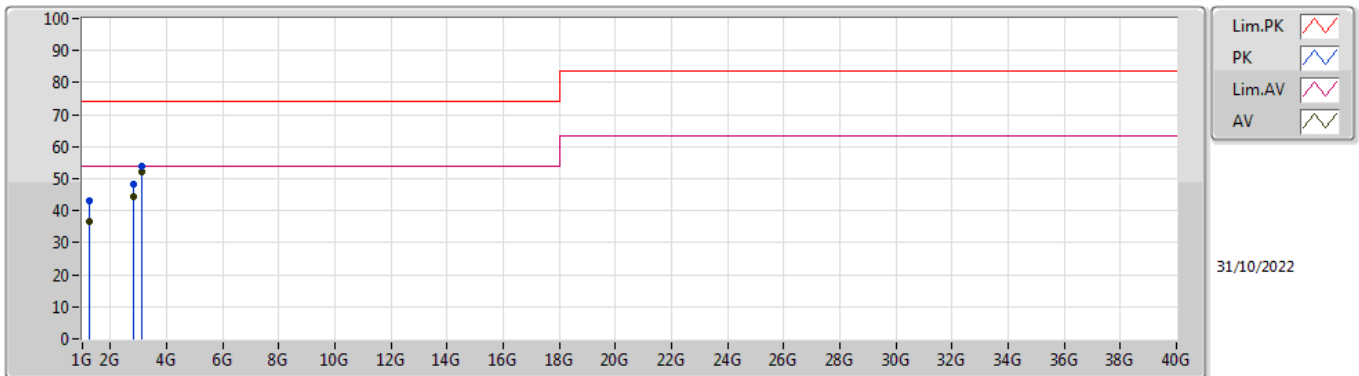
Mode	Result	Type	Freq (Hz)	Level (dBuV/m)	Limit (dBuV/m)	Margin (dB)	Condition
Mode 1	Pass	AV	3.12498G	51.94	54.00	-2.06	Horizontal

Mode 1



Type	Freq (Hz)	Level (dBuV/m)	Limit (dBuV/m)	Margin (dB)	Factor (dB/m)	Dist (m)	Condition	Azimuth (°)	Height (m)	Comment	Raw (dBuV/m)	AF (dB/m)	CL (dB)	PA (dB)
PK	1.2499G	39.83	74.00	-34.17	-5.39	3	Vertical	146	1.80	-	45.22	25.60	3.05	34.04
AV	1.25004G	32.68	54.00	-21.32	-5.38	3	Vertical	146	1.80	-	38.06	25.60	3.05	34.03
PK	2.81253G	46.21	74.00	-27.79	-0.35	3	Vertical	146	1.80	-	46.56	28.45	4.41	33.21
AV	2.81247G	41.81	54.00	-12.19	-0.35	3	Vertical	146	1.80	-	42.16	28.45	4.41	33.21
PK	3.12487G	49.54	74.00	-24.46	1.23	3	Vertical	299	1.01	-	48.31	29.80	4.66	33.23
AV	3.12499G	45.77	54.00	-8.23	1.23	3	Vertical	299	1.01	"Worst"	44.54	29.80	4.66	33.23

Mode 1



Type	Freq (Hz)	Level (dBuV/m)	Limit (dBuV/m)	Margin (dB)	Factor (dB/m)	Dist (m)	Condition	Azimuth (°)	Height (m)	Comment	Raw (dBuV/m)	AF (dB/m)	CL (dB)	PA (dB)
PK	1.24992G	43.00	74.00	-31.00	-5.39	3	Horizontal	174	1.44	-	48.39	25.60	3.05	34.04
AV	1.24998G	36.83	54.00	-17.17	-5.39	3	Horizontal	174	1.44	-	42.22	25.60	3.05	34.04
PK	2.81255G	48.16	74.00	-25.84	-0.35	3	Horizontal	247	1.79	-	48.51	28.45	4.41	33.21
AV	2.8125G	44.28	54.00	-9.72	-0.35	3	Horizontal	246	1.80	-	44.63	28.45	4.41	33.21
PK	3.12499G	54.08	74.00	-19.92	1.23	3	Horizontal	247	1.01	-	52.85	29.80	4.66	33.23
AV	3.12498G	51.94	54.00	-2.06	1.23	3	Horizontal	246	1.01	"Worst"	50.71	29.80	4.66	33.23