



Figure 1 Conducted Emissions, Table



Figure 2 Conducted Emissions, Cables



Figure 3 Power, in Docking Station (SDS) position



Figure 4 Power, in Flat Position



Figure 5 Power, in Upright Position



Figure 6 Power, in Side Position




Figure 7 Misc Spurious, BW and Other




Figure 8 Spurious & Harmonics 1 - 18 GHz



Figure 9 Spurious & Harmonics, 18 - 40 GHz




Figure 10 Duty Cycle Measurements



Figure 11 Spurious 30 - 1000 MHz, Cables




Figure 12 Spurious 30 - 1000 MHz, Table