

TEST REPORT

Application No.: GZEM2002010510HS
Applicant: Guangdong Galanz Enterprises Co., Ltd.
Address of Applicant: 25 Ronggui Nan Road, Shunde, Foshan, Guangdong, China
Manufacturer: Guangdong Galanz Microwave Electrical Appliances Manufacturing Co., Ltd.
Address of Manufacturer: 3 Xingpu Avenue, Huangpu, Zhongshan, Guangdong, China.
Factory: Guangdong Galanz Microwave Electrical Appliances Manufacturing Co., Ltd.
Address of Factory: 3 Xingpu Avenue, Huangpu, Zhongshan, Guangdong, China.
Equipment Under Test (EUT):

FCC ID: UHW11034005

EUT Name: Microwave Oven

Model No.: NN-SD69LS, NN-SD68LS, NN-SD65LS, NN-SD67LS, NN-SD66LS, NN-SU66LS, NN-SU65LS, NN-SU65LW, NN-SU65LB, P11D34EPH-PA, P11D34EPH-PB, P11D34CPH-PC, P11D34CPH-PD, P11D34(X)H-Y series, P11D34(X)-Y series. □

□ Please refer to section 2 of this report which indicates which model was actually tested and which were electrically identical.

Trade Mark: Galanz, Panasonic

Standard(s): 47 CFR Part 18

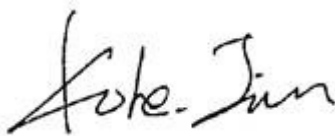
Date of Receipt: 2020-02-21

Date of Test: 2020-03-02 to 2020-03-04

Date of Issue: 2020-04-03

Test Result:	Pass*
---------------------	--------------

* In the configuration tested, the EUT complied with the standards specified above.


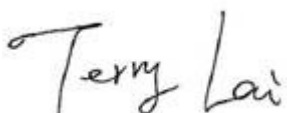


Kobe Jian
EMC Laboratory Manager



Unless otherwise agreed in writing, this document is issued by the Company subject to its General Conditions of Service printed overleaf, available on request or accessible at <http://www.sgs.com/en/Terms-and-Conditions.aspx> and, for electronic format documents, subject to Terms and Conditions for Electronic Documents at <http://www.sgs.com/en/Terms-and-Conditions/Terms-e-Documents.aspx>. Attention is drawn to the limitation of liability, indemnification and jurisdiction issues defined therein. Any holder of this document is advised that information contained hereon reflects the Company's findings at the time of its intervention only and within the limits of Client's instructions, if any. The Company's sole responsibility is to its Client and this document does not exonerate parties to a transaction from exercising all their rights and obligations under the transaction documents. This document cannot be reproduced except in full, without prior written approval of the Company. Any unauthorized alteration, forgery or falsification of the content or appearance of this document is unlawful and offenders may be prosecuted to the fullest extent of the law. Unless otherwise stated the results shown in this test report refer only to the sample(s) tested and such sample(s) are retained for 30 days only.
Attention: To check the authenticity of testing / inspection report & certificate, please contact us at telephone: (86-755) 8307 1443, or email: CN.Doccheck@sgs.com

Revision Record				
Version	Chapter	Date	Modifier	Remark
01		2020-04-03		Original

Authorized for issue by:			
Tested By			2020-03-02 to 2020-03-04
	Damon_Guan /Project Engineer		Date
Checked By			2020-04-03
	Terry_Lai /Reviewer		Date



Unless otherwise agreed in writing, this document is issued by the Company subject to its General Conditions of Service printed overleaf, available on request or accessible at <http://www.sgs.com/en/Terms-and-Conditions.aspx> and, for electronic format documents, subject to Terms and Conditions for Electronic Documents at <http://www.sgs.com/en/Terms-and-Conditions/Terms-e-Document.aspx>. Attention is drawn to the limitation of liability, indemnification and jurisdiction issues defined therein. Any holder of this document is advised that information contained hereon reflects the Company's findings at the time of its intervention only and within the limits of Client's instructions, if any. The Company's sole responsibility is to its Client and this document does not exonerate parties to a transaction from exercising all their rights and obligations under the transaction documents. This document cannot be reproduced except in full, without prior written approval of the Company. Any unauthorized alteration, forgery or falsification of the content or appearance of this document is unlawful and offenders may be prosecuted to the fullest extent of the law. Unless otherwise stated the results shown in this test report refer only to the sample(s) tested and such sample(s) are retained for 30 days only.

2 Test Summary

Emission Part				
Item	Standard	Method	Requirement	Result
Conducted Emissions at Mains Terminals (150kHz-30MHz)	47 CFR Part 18	FCC OST/MP-5:1986	18.307	Pass
Output Power Measurement	47 CFR Part 18	FCC OST/MP-5:1986	FCC OST/MP-5:1986 Clause 4.3	Pass
Operating Frequency Measurement	47 CFR Part 18	FCC OST/MP-5:1986	18.301	Pass
Radiation Hazard Test	47 CFR Part 18	FCC OST/MP-5:1986	1 mW/cm ²	Pass
Radiated Emissions (30MHz-1GHz)	47 CFR Part 18	FCC OST/MP-5:1986	18.305	Pass
Radiated Emissions (above 1GHz)	47 CFR Part 18	FCC OST/MP-5:1986	18.305	Pass
Radiated Emissions (Magnetic field Strength) (9kHz-30MHz)	47 CFR Part 18	FCC OST/MP-5:1986	18.305	Pass



Unless otherwise agreed in writing, this document is issued by the Company subject to its General Conditions of Service printed overleaf, available on request or accessible at <http://www.sgs.com/en/Terms-and-Conditions.aspx> and, for electronic format documents, subject to Terms and Conditions for Electronic Documents at <http://www.sgs.com/en/Terms-and-Conditions/Terms-e-Document.aspx>. Attention is drawn to the limitation of liability, indemnification and jurisdiction issues defined therein. Any holder of this document is advised that information contained hereon reflects the Company's findings at the time of its intervention only and within the limits of Client's instructions, if any. The Company's sole responsibility is to its Client and this document does not exonerate parties to a transaction from exercising all their rights and obligations under the transaction documents. This document cannot be reproduced except in full, without prior written approval of the Company. Any unauthorized alteration, forgery or falsification of the content or appearance of this document is unlawful and offenders may be prosecuted to the fullest extent of the law. Unless otherwise stated the results shown in this test report refer only to the sample(s) tested and such sample(s) are retained for 30 days only.

Attention: To check the authenticity of testing /inspection report & certificate, please contact us at telephone: (86-755) 8307 1443, or email: CN.Doccheck@sgs.com

▣ **Declaration of EUT Family Grouping:**

Model: NN-SD69LS, NN-SD68LS, NN-SD65LS, NN-SD67LS, NN-SD66LS, NN-SU66LS, NN-SU65LS, NN-SU65LW, NN-SU65LB, P11D34EPH-PA, P11D34EPH-PB, P11D34CPH-PC, P11D34CPH-PD, P11D34(X)H-Y series, P11D34(X)-Y series

P: with microwave function only

11: denote the output power is 1100W

D34: denote different cavity in 34 liters.

Variable (X) may be

AL, AP, APH, DAPH, ASL, ASP, ATL, ATP, EL, EP, ESL, ESP, ETL, ETP, ML, MP, MSL, MSP, MTL, MTP, MYL.

Variable (Y) may compose by one to five characters from A to Z and/or numbers from 0 to 9. It represents the differences of the appearance.

NN-SD69LS and NN-SD68LS are identical to P11D34EPH-PA except for the model name and brand name.

NN-SD65LS, NN-SD67LS and NN-SD66LS are identical to P11D34EPH-PB except for the model name and brand name.

NN-SU66LS and NN-SU65LS are identical to P11D34CPH-PC except for the model name and brand name.

NN-SU65LW and NN-SU65LB are identical to P11D34CPH-PD except for the model name and brand name.

According to the declaration from the applicant, the electrical circuit design, layout, components used and internal wiring were identical for all models, with only difference on the outer appearance, model name and trade mark.

Therefore only one model P11D34EPH-PB was tested in this report.



Unless otherwise agreed in writing, this document is issued by the Company subject to its General Conditions of Service printed overleaf, available on request or accessible at <http://www.sgs.com/en/Terms-and-Conditions.aspx> and, for electronic format documents, subject to Terms and Conditions for Electronic Documents at <http://www.sgs.com/en/Terms-and-Conditions/Terms-e-Documents.aspx>. Attention is drawn to the limitation of liability, indemnification and jurisdiction issues defined therein. Any holder of this document is advised that information contained hereon reflects the Company's findings at the time of its intervention only and within the limits of Client's instructions, if any. The Company's sole responsibility is to its Client and this document does not exonerate parties to a transaction from exercising all their rights and obligations under the transaction documents. This document cannot be reproduced except in full, without prior written approval of the Company. Any unauthorized alteration, forgery or falsification of the content or appearance of this document is unlawful and offenders may be prosecuted to the fullest extent of the law. Unless otherwise stated the results shown in this test report refer only to the sample(s) tested and such sample(s) are retained for 30 days only.

Attention: To check the authenticity of testing /inspection report & certificate, please contact us at telephone: (86-755) 8307 1443, or email: CN.Doccheck@sgs.com

3 Contents

	Page
1 Cover Page.....	1
2 Test Summary.....	3
3 Contents.....	5
4 General Information	6
4.1 Details of E.U.T.....	6
4.2 Description of Support Units	6
4.3 Measurement Uncertainty.....	6
4.4 Test Location	6
4.5 Test Facility	7
4.6 Deviation from Standards	8
4.7 Abnormalities from Standard Conditions	8
5 Equipment List.....	9
6 Emission Test Results	12
6.1 Conducted Emissions at Mains Terminals (150kHz-30MHz)	12
6.1.1 E.U.T. Operation.....	12
6.1.2 Test Setup Diagram.....	12
6.1.3 Measurement Data	12
6.2 Output Power Measurement.....	15
6.2.1 E.U.T. Operation.....	15
6.2.2 Measurement Data	15
6.2.3 Input Power Measurement	15
6.3 Radiation Hazard Test	16
6.3.1 E.U.T. Operation.....	16
6.3.2 Measurement Data	16
6.4 Operating Frequency Measurement.....	17
6.4.1 E.U.T. Operation.....	17
6.4.2 Measurement Data	18
6.5 Radiated Emissions (30MHz-1GHz).....	21
6.5.1 E.U.T. Operation.....	21
6.5.2 Test Setup Diagram.....	22
6.5.3 Measurement Data	22
6.6 Radiated Emissions (above 1GHz).....	25
6.6.1 E.U.T. Operation.....	25
6.6.2 Test Setup Diagram.....	26
6.6.3 Measurement Data	26
6.7 Radiated Emissions (Magnetic field Strength) (9kHz-30MHz)	37
6.7.1 E.U.T. Operation.....	37
6.7.2 Test Setup Diagram.....	38
6.7.3 Measurement Data	38



Unless otherwise agreed in writing, this document is issued by the Company subject to its General Conditions of Service printed overleaf, available on request or accessible at <http://www.sgs.com/en/Terms-and-Conditions.aspx> and, for electronic format documents, subject to Terms and Conditions for Electronic Documents at <http://www.sgs.com/en/Terms-and-Conditions/Terms-e-Document.aspx>. Attention is drawn to the limitation of liability, indemnification and jurisdiction issues defined therein. Any holder of this document is advised that information contained hereon reflects the Company's findings at the time of its intervention only and within the limits of Client's instructions, if any. The Company's sole responsibility is to its Client and this document does not exonerate parties to a transaction from exercising all their rights and obligations under the transaction documents. This document cannot be reproduced except in full, without prior written approval of the Company. Any unauthorized alteration, forgery or falsification of the content or appearance of this document is unlawful and offenders may be prosecuted to the fullest extent of the law. Unless otherwise stated the results shown in this test report refer only to the sample(s) tested and such sample(s) are retained for 30 days only.

Attention: To check the authenticity of testing /inspection report & certificate, please contact us at telephone: (86-755) 8307 1443, or email: CN.Doccheck@sgs.com

4 General Information

4.1 Details of E.U.T.

Power Supply: AC 120V 60Hz
 Test Voltage: AC 120V 60Hz
 Cable: About 1.0m x 3 wires unscreened AC mains cable.

4.2 Description of Support Units

Load of microwave oven for testing:

1100mL of water in the beaker for power output and frequency measurement.
One of 770 and the other of 330mL of water for second and third harmonic radiation measurement.
770mL of water for all other measurement

4.3 Measurement Uncertainty

EMC

No.	Item	Measurement Uncertainty
1	Conducted Disturbance Voltage at Mains Terminals	±3.63dB (9kHz to 150kHz)
		±3.22dB (150kHz to 30MHz)
2	Disturbance Power	±3.78dB
3	Radiated Emissions	±5.0dB (30MHz-1GHz)
		±5.0dB (1GHz-6GHz)

4.4 Test Location

All tests were performed at:

SGS-CSTC Standards Technical Services Co., Ltd., Guangzhou Branch EMC Laboratory,
 198 Kezhu Road, Sciencetech Park, Guangzhou Economic & Technology Development District,
 Guangzhou, China 510663

Tel: +86 20 82155555 Fax: +86 20 82075059

No tests were sub-contracted.



Unless otherwise agreed in writing, this document is issued by the Company subject to its General Conditions of Service printed overleaf, available on request or accessible at <http://www.sgs.com/en/Terms-and-Conditions.aspx> and, for electronic format documents, subject to Terms and Conditions for Electronic Documents at <http://www.sgs.com/en/Terms-and-Conditions/Terms-e-Document.aspx>. Attention is drawn to the limitation of liability, indemnification and jurisdiction issues defined therein. Any holder of this document is advised that information contained hereon reflects the Company's findings at the time of its intervention only and within the limits of Client's instructions, if any. The Company's sole responsibility is to its Client and this document does not exonerate parties to a transaction from exercising all their rights and obligations under the transaction documents. This document cannot be reproduced except in full, without prior written approval of the Company. Any unauthorized alteration, forgery or falsification of the content or appearance of this document is unlawful and offenders may be prosecuted to the fullest extent of the law. Unless otherwise stated the results shown in this test report refer only to the sample(s) tested and such sample(s) are retained for 30 days only.

Attention: To check the authenticity of testing /inspection report & certificate, please contact us at telephone: (86-755) 8307 1443, or email: CN.Doccheck@sgs.com

4.5 Test Facility

The test facility is recognized, certified, or accredited by the following organizations:

● **NVLAP (Lab Code: 200611-0)**

SGS-CSTC Standards Technical Services Co., Ltd., Guangzhou EMC Laboratory is accredited by the National Voluntary Laboratory Accreditation Program (NVLAP/NIST). NVLAP Code: 200611-0.

The report must not be used by the client to claim product certification, approval, or endorsement by NVLAP, NIST, or any agency of the Federal Government.

● **ACMA**

SGS-CSTC Standards Technical Services Co., Ltd., EMC Laboratory can also perform testing for the Australian C-Tick mark as a result of our NVLAP accreditation.

● **SGS UK(Certificate No.: 32), SGS-TUV SAARLAND and SGS-FIMKO**

Have approved SGS-CSTC Standards Technical Services Co., Ltd., EMC Laboratory as a supplier of EMC TESTING SERVICES and SAFETY TESTING SERVICES.

● **CNAS (Lab Code: L0167)**

SGS-CSTC Standards Technical Services Co., Ltd., EMC Laboratory has been assessed and in compliance with CNAS-CL01:2018 accreditation criteria for testing laboratories (identical to ISO/IEC 17025:2017 General Requirements) for the Competence of Testing Laboratories.

● **FCC Recognized 2.948 Listed Test Firm(Registration No.: 282399)**

SGS-CSTC Standards Technical Services Co., Ltd., EMC Laboratory has been registered and fully described in a report filed with the (FCC) Federal Communications Commission. The acceptance letter from the FCC is maintained in our files. Registration 282399, May 31, 2002.

● **FCC Recognized Accredited Test Firm(Registration No.: 486818)**

SGS-CSTC Standards Technical Services Co., Ltd., EMC Laboratory has been accredited and fully described in a report filed with the (FCC) Federal Communications Commission. The acceptance letter from the FCC is maintained in our files. Designation Number: CN5016, Test Firm Registration Number: 486818, Jul 13, 2017.

● **Industry Canada (Registration No.: 4620B, CAB identifier: CN0052)**

SGS-CSTC Standards Technical Services Co., Ltd., has been registered by Innovation Science and Economic Development Canada for Wireless Device Testing laboratories to test to Canadian radio equipment requirements. Registration No. 4620B, CAB identifier: CN0052.

● **VCCI (Registration No.: R-12460, C-12584, G-10449 and T-11179)**

The 10m Semi-anechoic chamber and Shielded Room of SGS-CSTC Standards Technical Services Co., Ltd. have been registered in accordance with the Regulations for Voluntary Control Measures with Registration No.: R-12460, C-12584, G-10449 and T-11179 respectively.

● **CBTL (Lab Code: TL129)**

SGS-CSTC Standards Technical Services Co., Ltd., E&E Laboratory has been assessed and fully comply with the requirements of ISO/IEC 17025:2005, the Basic Rules, IECEE 01 and Rules of procedure IECEE 02, and the relevant IECEE CB-Scheme Operational documents.



Unless otherwise agreed in writing, this document is issued by the Company subject to its General Conditions of Service printed overleaf, available on request or accessible at <http://www.sgs.com/en/Terms-and-Conditions.aspx> and, for electronic format documents, subject to Terms and Conditions for Electronic Documents at <http://www.sgs.com/en/Terms-and-Conditions/Terms-e-Documents.aspx>. Attention is drawn to the limitation of liability, indemnification and jurisdiction issues defined therein. Any holder of this document is advised that information contained hereon reflects the Company's findings at the time of its intervention only and within the limits of Client's instructions, if any. The Company's sole responsibility is to its Client and this document does not exonerate parties to a transaction from exercising all their rights and obligations under the transaction documents. This document cannot be reproduced except in full, without prior written approval of the Company. Any unauthorized alteration, forgery or falsification of the content or appearance of this document is unlawful and offenders may be prosecuted to the fullest extent of the law. Unless otherwise stated the results shown in this test report refer only to the sample(s) tested and such sample(s) are retained for 30 days only.

4.6 Deviation from Standards

None

4.7 Abnormalities from Standard Conditions

None



Unless otherwise agreed in writing, this document is issued by the Company subject to its General Conditions of Service printed overleaf, available on request or accessible at <http://www.sgs.com/en/Terms-and-Conditions.aspx> and, for electronic format documents, subject to Terms and Conditions for Electronic Documents at <http://www.sgs.com/en/Terms-and-Conditions/Terms-e-Document.aspx>. Attention is drawn to the limitation of liability, indemnification and jurisdiction issues defined therein. Any holder of this document is advised that information contained hereon reflects the Company's findings at the time of its intervention only and within the limits of Client's instructions, if any. The Company's sole responsibility is to its Client and this document does not exonerate parties to a transaction from exercising all their rights and obligations under the transaction documents. This document cannot be reproduced except in full, without prior written approval of the Company. Any unauthorized alteration, forgery or falsification of the content or appearance of this document is unlawful and offenders may be prosecuted to the fullest extent of the law. Unless otherwise stated the results shown in this test report refer only to the sample(s) tested and such sample(s) are retained for 30 days only.
Attention: To check the authenticity of testing /inspection report & certificate, please contact us at telephone: (86-755) 8307 1443, or email: CN.Doccheck@sgs.com

5 Equipment List

Conducted Emissions at Mains Terminals (150kHz-30MHz)					
Equipment	Manufacturer	Model No	Inventory No	Cal Date	Cal Due Date
Shielding Room	Zhong Yu	8m x 3m x 3.8m	EMC0306	N/A	N/A
Two-Line V-Netwok	R&S	ENV216	EMC0118	2020-01-10	2021-01-09
LISN	R&S	ENV216	EMC2135	2019-09-16	2020-09-15
EMI Test Receiver	Rohde & Schwarz	ESCS30	EMC0506	2019-11-18	2020-11-17
Coaxial Cable	HangTianXing	2m	EMC0107	2018-09-20	2020-09-19
Voltage Probe	SGS	N/A	EMC0106	2018-04-04	2020-04-03
Conical Metal Housing	SGS-EMC	N/A	EMC0167	2018-04-19	2020-04-18
Test Software E3c	Audix	Ver. 5.4.1221b	GZE100-62	N/A	N/A

Radiated Emissions (30MHz-1GHz)					
Equipment	Manufacturer	Model No	Inventory No	Cal Date	Cal Due Date
EMI Test Receiver	Rohde & Schwarz	ESIB26	EMC0522	2020-01-10	2021-01-09
EMI Test Receiver	Rohde & Schwarz	ESCI	EMC0056	2020-01-10	2021-01-09
Chamber cable	HangTianXing	N/A	EMC0542	2019-06-28	2021-06-27
Trilog Broadband Antenna 25MHz-1GHz	SCHWARZBECKME SS-ELEKTRONIK	VULB 9168	EMC2174	2018-09-06	2021-09-05
Trilog Broadband Antenna 30MHz-1GHz	SCHWARZBECKME SS-ELEKTRONIK	VULB 9168	SEM003-18	2019-02-22	2022-02-22
Bi-log Type Antenna	Schaffner -Chase	CBL6143	EMC0519	2017-05-04	2020-05-03
Horn Antenna 1GHz-18GHz	R & S	HF906	EMC0518	2018-09-02	2021-09-01
1GHz-26.5 GHz Pre-Amplifier	Agilent	8449B	EMC0521	2020-01-10	2021-01-09
Amplifier	HP	8447F	EMC2065	2019-05-29	2020-05-28
Pre-Amplifier MH648A	ANRITSU CORP	MH648A	EMC2086	2019-11-18	2020-11-17
Active Loop Antenna	EMCO	6502	EMC0523	2018-03-05	2021-03-04
High Pass Filter(915MHz)	FSY MICROWAVE	HM1465-9SS	EMC2079	2020-01-10	2021-01-09
2.4GHz Filter	Micro-Tronics	BRM 50702	EMC2069	2020-01-10	2021-01-09
10m Semi-Anechoic Chamber	ETS	N/A	EMC0530	2019-10-20	2022-10-19
966 Anechoic Chamber	C.R.T	9m x 6m x 6m	EMC2142	2017-12-19	2020-12-18
MXE EMI Receiver	Keysight	N9038A	EMC2139	2019-11-18	2020-11-17
EXA Signal Analyzer	Keysight	N9010A	EMC2138	2019-11-18	2020-11-17
Test Software E3	Audix	Ver.6.120110a	GZE100-61	N/A	N/A



Unless otherwise agreed in writing, this document is issued by the Company subject to its General Conditions of Service printed overleaf, available on request or accessible at <http://www.sgs.com/en/Terms-and-Conditions.aspx> and, for electronic format documents, subject to Terms and Conditions for Electronic Documents at <http://www.sgs.com/en/Terms-and-Conditions/Terms-e-Documents.aspx>. Attention is drawn to the limitation of liability, indemnification and jurisdiction issues defined therein. Any holder of this document is advised that information contained hereon reflects the Company's findings at the time of its intervention only and within the limits of Client's instructions, if any. The Company's sole responsibility is to its Client and this document does not exonerate parties to a transaction from exercising all their rights and obligations under the transaction documents. This document cannot be reproduced except in full, without prior written approval of the Company. Any unauthorized alteration, forgery or falsification of the content or appearance of this document is unlawful and offenders may be prosecuted to the fullest extent of the law. Unless otherwise stated the results shown in this test report refer only to the sample(s) tested and such sample(s) are retained for 30 days only.

Attention: To check the authenticity of testing /inspection report & certificate, please contact us at telephone: (86-755) 8307 1443, or email: CN.Doccheck@sgs.com
 No.198 Kezhu Road, Sciencetech Park, Guangzhou Economic & Technology Development District, Guangzhou, China 510663 t (86-20) 82155555 f (86-20) 82075058 www.sgs.com.cn
 Guangzhou Branch Testing Center EEC Laboratory 中国·广州·经济技术开发区科学城科珠路198号 邮编: 510663 t (86-20) 82155555 f (86-20) 82075058 sgs.china@sgs.com

Radiated Emissions (above 1GHz)					
Equipment	Manufacturer	Model No	Inventory No	Cal Date	Cal Due Date
EMI Test Receiver	Rohde & Schwarz	ESIB26	EMC0522	2020-01-10	2021-01-09
EMI Test Receiver	Rohde & Schwarz	ESCI	EMC0056	2020-01-10	2021-01-09
Chamber cable	HangTianXing	N/A	EMC0542	2019-06-28	2021-06-27
Trilog Broadband Antenna 25MHz-1GHz	SCHWARZBECKME SS-ELEKTRONIK	VULB 9168	EMC2174	2018-09-06	2021-09-05
Bi-log Type Antenna	Schaffner -Chase	CBL6143	EMC0519	2017-05-04	2020-05-03
Horn Antenna 1GHz-18GHz	R & S	HF906	EMC0518	2018-09-02	2021-09-01
1GHz-26.5 GHz Pre-Amplifier	Agilent	8449B	EMC0521	2020-01-10	2021-01-09
Amplifier	HP	8447F	EMC2065	2019-05-29	2020-05-28
Pre-Amplifier MH648A	ANRITSU CORP	MH648A	EMC2086	2019-11-18	2020-11-17
Active Loop Antenna	EMCO	6502	EMC0523	2018-03-05	2021-03-04
High Pass Filter(915MHz)	FSY MICROWAVE	HM1465-9SS	EMC2079	2020-01-10	2021-01-09
2.4GHz Filter	Micro-Tronics	BRM 50702	EMC2069	2020-01-10	2021-01-09
10m Semi-Anechoic Chamber	ETS	N/A	EMC0530	2019-10-20	2022-10-19
966 Anechoic Chamber	C.R.T	9m x 6m x 6m	EMC2142	2017-12-19	2020-12-18
MXE EMI Receiver	Keysight	N9038A	EMC2139	2019-11-18	2020-11-17
EXA Signal Analyzer	Keysight	N9010A	EMC2138	2019-11-18	2020-11-17
Trilog Broadband Antenna 30MHz-1GHz	SCHWARZBECKME SS-ELEKTRONIK	VULB 9168	SEM003-18	2019-02-22	2022-02-22
Test Software E3	Audix	Ver.6.120110a	GZE100-61	N/A	N/A



Unless otherwise agreed in writing, this document is issued by the Company subject to its General Conditions of Service printed overleaf, available on request or accessible at <http://www.sgs.com/en/Terms-and-Conditions.aspx> and, for electronic format documents, subject to Terms and Conditions for Electronic Documents at <http://www.sgs.com/en/Terms-and-Conditions/Terms-e-Documents.aspx>. Attention is drawn to the limitation of liability, indemnification and jurisdiction issues defined therein. Any holder of this document is advised that information contained hereon reflects the Company's findings at the time of its intervention only and within the limits of Client's instructions, if any. The Company's sole responsibility is to its Client and this document does not exonerate parties to a transaction from exercising all their rights and obligations under the transaction documents. This document cannot be reproduced except in full, without prior written approval of the Company. Any unauthorized alteration, forgery or falsification of the content or appearance of this document is unlawful and offenders may be prosecuted to the fullest extent of the law. Unless otherwise stated the results shown in this test report refer only to the sample(s) tested and such sample(s) are retained for 30 days only.

Attention: To check the authenticity of testing /inspection report & certificate, please contact us at telephone: (86-755) 8307 1443, or email: CN.Doccheck@sgs.com

Radiated Emissions (Magnetic field Strength) (9kHz-30MHz)					
Equipment	Manufacturer	Model No	Inventory No	Cal Date	Cal Due Date
EMI Test Receiver	Rohde & Schwarz	ESIB26	EMC0522	2020-01-10	2021-01-09
EMI Test Receiver	Rohde & Schwarz	ESCI	EMC0056	2020-01-10	2021-01-09
Chamber cable	HangTianXing	N/A	EMC0542	2019-06-28	2021-06-27
Trilog Broadband Antenna 25MHz-1GHz	SCHWARZBECKME SS-ELEKTRONIK	VULB 9168	EMC2174	2018-09-06	2021-09-05
Trilog Broadband Antenna 30MHz-1GHz	SCHWARZBECKME SS-ELEKTRONIK	VULB 9168	SEM003-18	2019-02-22	2022-02-22
Bi-log Type Antenna	Schaffner -Chase	CBL6143	EMC0519	2017-05-04	2020-05-03
Horn Antenna 1GHz-18GHz	R & S	HF906	EMC0518	2018-09-02	2021-09-01
1GHz-26.5 GHz Pre-Amplifier	Agilent	8449B	EMC0521	2020-01-10	2021-01-09
Amplifier	HP	8447F	EMC2065	2019-05-29	2020-05-28
Pre-Amplifier MH648A	ANRITSU CORP	MH648A	EMC2086	2019-11-18	2020-11-17
Active Loop Antenna	EMCO	6502	EMC0523	2018-03-05	2021-03-04
High Pass Filter(915MHz)	FSY MICROWAVE	HM1465-9SS	EMC2079	2020-01-10	2021-01-09
2.4GHz Filter	Micro-Tronics	BRM 50702	EMC2069	2020-01-10	2021-01-09
10m Semi-Anechoic Chamber	ETS	N/A	EMC0530	2019-10-20	2022-10-19
966 Anechoic Chamber	C.R.T	9m x 6m x 6m	EMC2142	2017-12-19	2020-12-18
MXE EMI Receiver	Keysight	N9038A	EMC2139	2019-11-18	2020-11-17
EXA Signal Analyzer	Keysight	N9010A	EMC2138	2019-11-18	2020-11-17
Test Software E3	Audix	Ver.6.120110a	GZE100-61	N/A	N/A

Radiation hazard test					
Equipment	Manufacturer	Model No	Inventory No	Cal Date	Cal Due Date
Electric Field Probe(100kHz-3GHz)	WANDEL & GOLTERMANN	EMR-20	EMC0907	2019-05-21	2020-05-20

General used equipment					
Equipment	Manufacturer	Model No	Inventory No	Cal Date	Cal Due Date
DMM	Fluke	73	EMC0006	2019-07-16	2020-07-15
DMM	Fluke	73	EMC0007	2019-07-16	2020-07-15
AC Power Source	California	50001iX	EMC0608	2020-03-27	2021-03-26
Power Analyzer	California	PACS	EMC0607	2020-03-27	2021-03-26
Test Software CTS4	California	Ver 4.14.0	GZE100-66	N/A	N/A



Unless otherwise agreed in writing, this document is issued by the Company subject to its General Conditions of Service printed overleaf, available on request or accessible at <http://www.sgs.com/en/Terms-and-Conditions.aspx> and, for electronic format documents, subject to Terms and Conditions for Electronic Documents at <http://www.sgs.com/en/Terms-and-Conditions/Terms-e-Documents.aspx>. Attention is drawn to the limitation of liability, indemnification and jurisdiction issues defined therein. Any holder of this document is advised that information contained hereon reflects the Company's findings at the time of its intervention only and within the limits of Client's instructions, if any. The Company's sole responsibility is to its Client and this document does not exonerate parties to a transaction from exercising all their rights and obligations under the transaction documents. This document cannot be reproduced except in full, without prior written approval of the Company. Any unauthorized alteration, forgery or falsification of the content or appearance of this document is unlawful and offenders may be prosecuted to the fullest extent of the law. Unless otherwise stated the results shown in this test report refer only to the sample(s) tested and such sample(s) are retained for 30 days only.

Attention: To check the authenticity of testing /inspection report & certificate, please contact us at telephone: (86-755) 8307 1443, or email: CN.Doccheck@sgs.com

6 Emission Test Results

6.1 Conducted Emissions at Mains Terminals (150kHz-30MHz)

Test Requirement:	47 CFR Part 18
Test Method:	FCC OST/MP-5:1986
Frequency Range:	150kHz to 30MHz
Limit:	
0.15M-0.5MHz	66dB(μV)-56dB(μV) quasi-peak, 56dB(μV)-46dB(μV) average
0.5M-5MHz	56dB(μV) quasi-peak, 46dB(μV) average
5M-30MHz	60dB(μV) quasi-peak, 50dB(μV) average
Detector:	Peak for pre-scan (9kHz resolution bandwidth) 0.15M to 30MHz

6.1.1 E.U.T. Operation

Operating Environment:

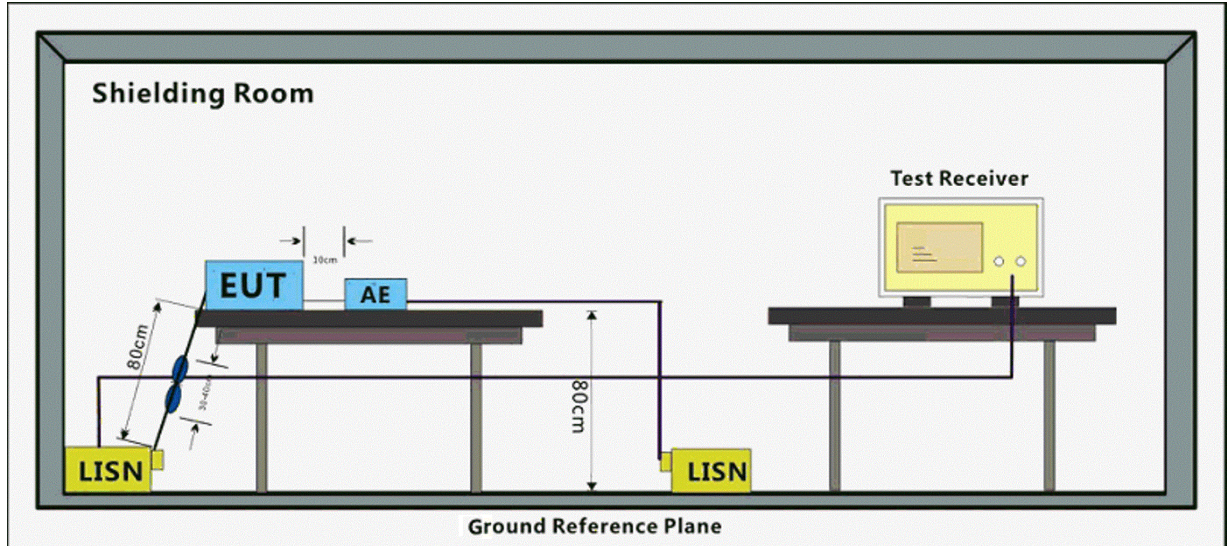
Temperature: 23 °C Humidity: 52 % RH Atmospheric Pressure: 1020 mbar

Test mode

- a: Test the EUT in microwave mode with maximum power.
- b: Test the EUT in microwave mode with middle power.
- c: Test the EUT in microwave mode with lowest power.

Worst mode a: Test the EUT in microwave mode with maximum power.

6.1.2 Test Setup Diagram



6.1.3 Measurement Data

An initial pre-scan was performed with peak detector. Quasi-Peak or Average measurement were performed at the frequencies with maximized peak emission were detected.

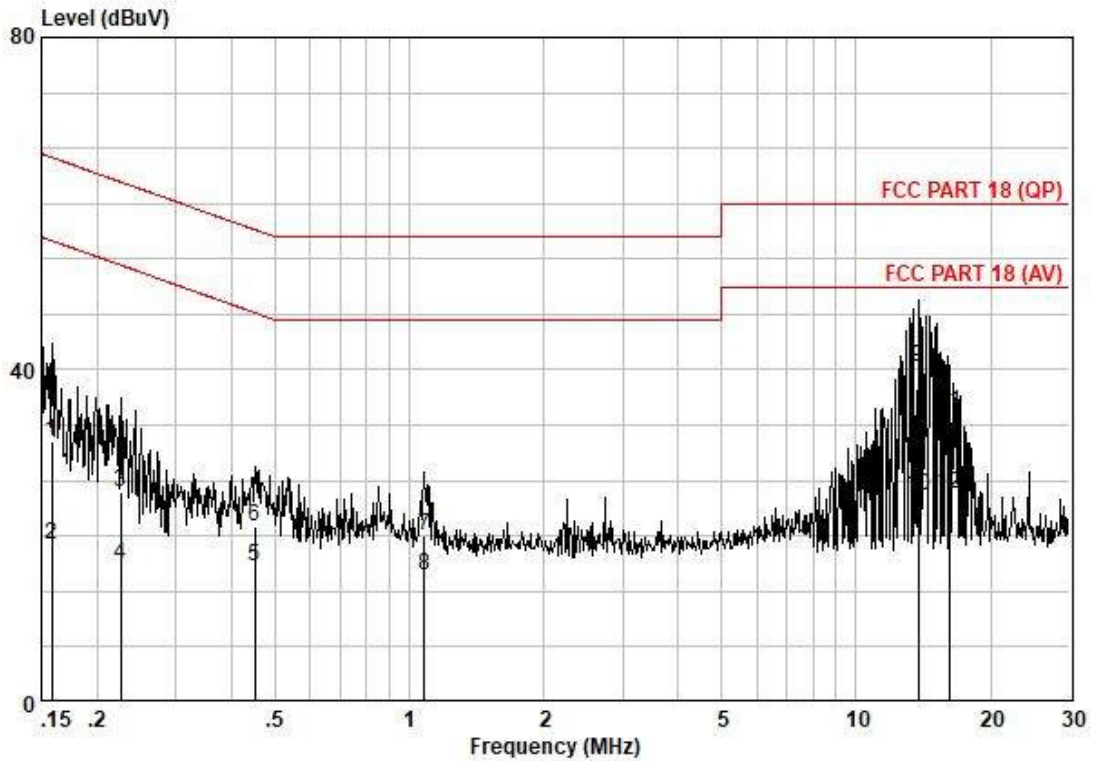
Measured Level = Read level + Cable Loss + LISN Factor



Unless otherwise agreed in writing, this document is issued by the Company subject to its General Conditions of Service printed overleaf, available on request or accessible at <http://www.sgs.com/en/Terms-and-Conditions.aspx> and, for electronic format documents, subject to Terms and Conditions for Electronic Documents at <http://www.sgs.com/en/Terms-and-Conditions/Terms-e-Documents.aspx>. Attention is drawn to the limitation of liability, indemnification and jurisdiction issues defined therein. Any holder of this document is advised that information contained hereon reflects the Company's findings at the time of its intervention only and within the limits of Client's instructions, if any. The Company's sole responsibility is to its Client and this document does not exonerate parties to a transaction from exercising all their rights and obligations under the transaction documents. This document cannot be reproduced except in full, without prior written approval of the Company. Any unauthorized alteration, forgery or falsification of the content or appearance of this document is unlawful and offenders may be prosecuted to the fullest extent of the law. Unless otherwise stated the results shown in this test report refer only to the sample(s) tested and such sample(s) are retained for 30 days only.

Attention: To check the authenticity of testing /inspection report & certificate, please contact us at telephone: (86-755) 8307 1443, or email: CN.Doccheck@sgs.com

Mode:a; Line:Live Line



Pol :LIVE
No :
Model :

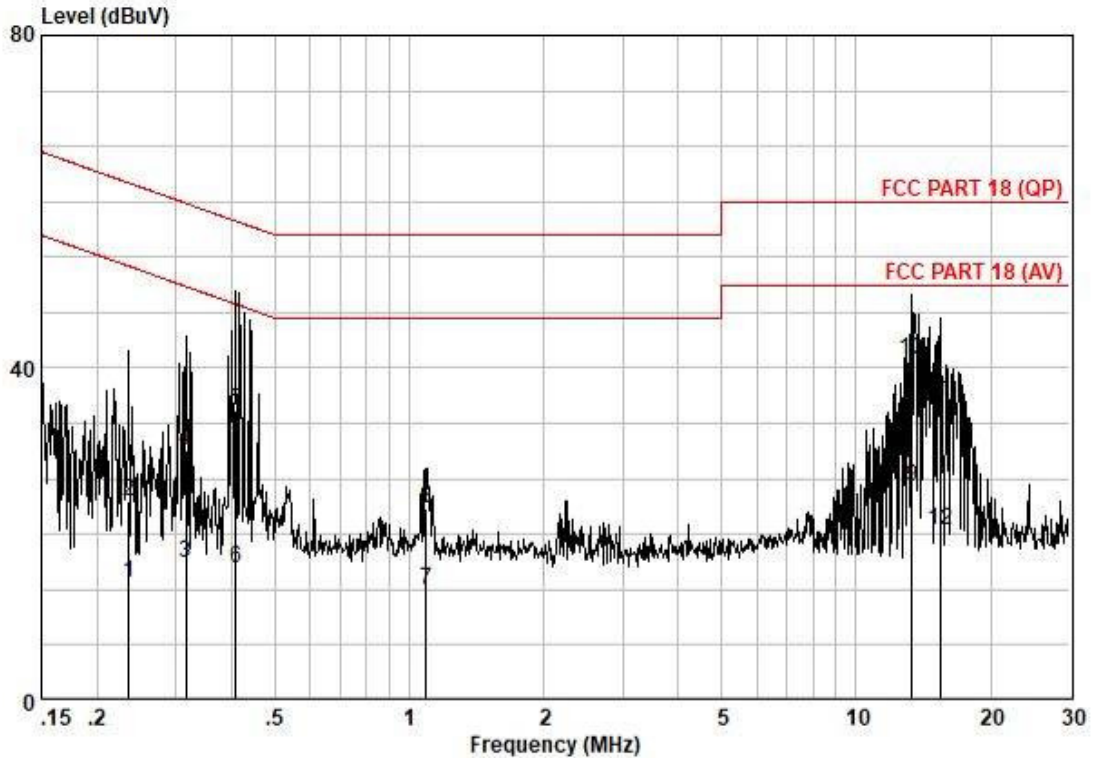
Frequency MHz	read level dBuV	Cable Loss dB	LISN Factor dB	Measured level dBuV	Limit Line dBuV	Over limit dB	Remark
0.16	21.62	0.10	9.67	31.39	65.56	-34.17	QP
0.16	9.13	0.10	9.67	18.90	55.56	-36.66	AVERAGE
0.23	15.50	0.10	9.67	25.27	62.61	-37.35	QP
0.23	6.75	0.10	9.67	16.52	52.61	-36.10	AVERAGE
0.45	6.53	0.10	9.67	16.30	46.85	-30.55	AVERAGE
0.45	11.37	0.10	9.67	21.14	56.85	-35.71	QP
1.08	10.31	0.10	9.67	20.08	56.00	-35.92	QP
1.08	5.56	0.10	9.67	15.33	46.00	-30.67	AVERAGE
13.77	30.35	0.30	9.78	40.43	60.00	-19.57	QP
13.77	14.68	0.30	9.78	24.76	50.00	-25.24	AVERAGE
16.23	24.64	0.40	9.80	34.84	60.00	-25.16	QP
16.23	14.85	0.40	9.80	25.05	50.00	-24.95	AVERAGE



Unless otherwise agreed in writing, this document is issued by the Company subject to its General Conditions of Service printed overleaf, available on request or accessible at <http://www.sgs.com/en/Terms-and-Conditions.aspx> and, for electronic format documents, subject to Terms and Conditions for Electronic Documents at <http://www.sgs.com/en/Terms-and-Conditions/Terms-e-Document.aspx>. Attention is drawn to the limitation of liability, indemnification and jurisdiction issues defined therein. Any holder of this document is advised that information contained hereon reflects the Company's findings at the time of its intervention only and within the limits of Client's instructions, if any. The Company's sole responsibility is to its Client and this document does not exonerate parties to a transaction from exercising all their rights and obligations under the transaction documents. This document cannot be reproduced except in full, without prior written approval of the Company. Any unauthorized alteration, forgery or falsification of the content or appearance of this document is unlawful and offenders may be prosecuted to the fullest extent of the law. Unless otherwise stated the results shown in this test report refer only to the sample(s) tested and such sample(s) are retained for 30 days only.

Attention: To check the authenticity of testing /inspection report & certificate, please contact us at telephone: (86-755) 8307 1443, or email: CN.Doccheck@sgs.com

Mode:a; Line:Neutral Line



Pol :NEUTRAL
 No :
 Model :

Frequency MHz	read level dBUV	Cable Loss dB	LISN Factor dB	Measured level dBUV	Limit Line dBUV	Over limit dB	Remark
0.24	4.38	0.10	9.59	14.07	52.26	-38.19	AVERAGE
0.24	14.28	0.10	9.59	23.97	62.26	-38.29	QP
0.32	6.87	0.10	9.59	16.56	49.80	-33.24	AVERAGE
0.32	20.47	0.10	9.59	30.16	59.80	-29.64	QP
0.41	25.18	0.10	9.59	34.87	57.68	-22.81	QP
0.41	6.23	0.10	9.59	15.92	47.68	-31.76	AVERAGE
1.09	3.50	0.10	9.61	13.21	46.00	-32.79	AVERAGE
1.09	13.36	0.10	9.61	23.07	56.00	-32.93	QP
13.34	15.63	0.30	9.79	25.72	50.00	-24.28	AVERAGE
13.34	30.93	0.30	9.79	41.02	60.00	-18.98	QP
15.39	25.66	0.40	9.83	35.89	60.00	-24.11	QP
15.39	10.29	0.40	9.83	20.52	50.00	-29.48	AVERAGE



Unless otherwise agreed in writing, this document is issued by the Company subject to its General Conditions of Service printed overleaf, available on request or accessible at <http://www.sgs.com/en/Terms-and-Conditions.aspx> and, for electronic format documents, subject to Terms and Conditions for Electronic Documents at <http://www.sgs.com/en/Terms-and-Conditions/Terms-e-Documents.aspx>. Attention is drawn to the limitation of liability, indemnification and jurisdiction issues defined therein. Any holder of this document is advised that information contained hereon reflects the Company's findings at the time of its intervention only and within the limits of Client's instructions, if any. The Company's sole responsibility is to its Client and this document does not exonerate parties to a transaction from exercising all their rights and obligations under the transaction documents. This document cannot be reproduced except in full, without prior written approval of the Company. Any unauthorized alteration, forgery or falsification of the content or appearance of this document is unlawful and offenders may be prosecuted to the fullest extent of the law. Unless otherwise stated the results shown in this test report refer only to the sample(s) tested and such sample(s) are retained for 30 days only.

Attention: To check the authenticity of testing /inspection report & certificate, please contact us at telephone: (86-755) 8307 1443, or email: CN.Doccheck@sgs.com

6.2 Output Power Measurement

Test Requirement: 47 CFR Part 18
 Test Method: FCC OST/MP-5:1986

6.2.1 E.U.T. Operation

Operating Environment:
 Temperature: 24.7 °C Humidity: 53.9 % RH Atmospheric Pressure: 1022 mbar
 Test mode a: Test the EUT in microwave mode with maximum power.

6.2.2 Measurement Data

Mass of water (g)	Mass of the container (g)	Ambient temperature (°C)	Initial temperature (°C)	Final temperature (°C)	Heating time(s)	Power output (watts)
1103	410	20.0	10.1	21.1	48	1063.5

Formula :

$$P = \frac{4,187 \cdot m_w (T_2 - T_1) + 0,55 \cdot m_c (T_2 - T_0)}{t}$$

NOTE :

- P is the microwave power output, in watts
- m_w is the mass of the water, in grams
- m_c is the mass of the container, in grams
- T₀ is the ambient temperature, in degrees Celsius
- T₁ is the initial temperature of the water, in degrees Celsius
- T₂ is the final temperature of the water, in degrees Celsius
- t is the heating time, in seconds, excluding the magnetron filament heating-up time.

6.2.3 Input Power Measurement

The EUT was set up according to the MP-5 for input power measurement, the input power and current was measured using a power analyzer. Water load in a beaker was located in the center of the oven and the microwave oven was set to maximum power.

Base on the measured input power it was found that the microwave oven can operating as the user manual's specifications.

Input Voltage (V)	Input Current (A)	Power Factor	Measured input power (W)	Rated input power (W)
120.2	13.32	0.928	1486	1500



Unless otherwise agreed in writing, this document is issued by the Company subject to its General Conditions of Service printed overleaf, available on request or accessible at <http://www.sgs.com/en/Terms-and-Conditions.aspx> and, for electronic format documents, subject to Terms and Conditions for Electronic Documents at <http://www.sgs.com/en/Terms-and-Conditions/Terms-e-Document.aspx>. Attention is drawn to the limitation of liability, indemnification and jurisdiction issues defined therein. Any holder of this document is advised that information contained hereon reflects the Company's findings at the time of its intervention only and within the limits of Client's instructions, if any. The Company's sole responsibility is to its Client and this document does not exonerate parties to a transaction from exercising all their rights and obligations under the transaction documents. This document cannot be reproduced except in full, without prior written approval of the Company. Any unauthorized alteration, forgery or falsification of the content or appearance of this document is unlawful and offenders may be prosecuted to the fullest extent of the law. Unless otherwise stated the results shown in this test report refer only to the sample(s) tested and such sample(s) are retained for 30 days only.

Attention: To check the authenticity of testing /inspection report & certificate, please contact us at telephone: (86-755) 8307 1443, or email: CN.Doccheck@sgs.com
 No.198 Kezhu Road, Sciencetech Park, Guangzhou Economic & Technology Development District, Guangzhou, China 510663 t (86-20) 82155555 f (86-20) 82075058 www.sgs.com.cn
 中国·广州·经济技术开发区科学城科珠路198号 邮编: 510663 t (86-20) 82155555 f (86-20) 82075058 sgs.china@sgs.com

6.3 Radiation Hazard Test

Test Requirement: 47 CFR Part 18
 Test Method: FCC OST/MP-5:1986
 Test distance: Five centimeters from the oven surface

6.3.1 E.U.T. Operation

Operating Environment:
 Temperature: 23.4 °C Humidity: 50.5 % RH Atmospheric Pressure: 1012 mbar
 Test mode a: Test the EUT in microwave mode with maximum power.

6.3.2 Measurement Data

Maximum measure level (mW/cm ²)	Limit (mW/cm ²)	Pass/Fail
0.018	1.00	Pass



Unless otherwise agreed in writing, this document is issued by the Company subject to its General Conditions of Service printed overleaf, available on request or accessible at <http://www.sgs.com/en/Terms-and-Conditions.aspx> and, for electronic format documents, subject to Terms and Conditions for Electronic Documents at <http://www.sgs.com/en/Terms-and-Conditions/Terms-e-Document.aspx>. Attention is drawn to the limitation of liability, indemnification and jurisdiction issues defined therein. Any holder of this document is advised that information contained hereon reflects the Company's findings at the time of its intervention only and within the limits of Client's instructions, if any. The Company's sole responsibility is to its Client and this document does not exonerate parties to a transaction from exercising all their rights and obligations under the transaction documents. This document cannot be reproduced except in full, without prior written approval of the Company. Any unauthorized alteration, forgery or falsification of the content or appearance of this document is unlawful and offenders may be prosecuted to the fullest extent of the law. Unless otherwise stated the results shown in this test report refer only to the sample(s) tested and such sample(s) are retained for 30 days only.

Attention: To check the authenticity of testing /inspection report & certificate, please contact us at telephone: (86-755) 8307 1443, or email: CN.Doccheck@sgs.com
 No.198 Kezhu Road, Sciencetech Park, Guangzhou Economic & Technology Development District, Guangzhou, China 510663 t (86-20) 82155555 f (86-20) 82075058 www.sgs.com.cn
 中国·广州·经济技术开发区科学城科珠路198号 邮编: 510663 t (86-20) 82155555 f (86-20) 82075058 sgs.china@sgs.com

6.4 Operating Frequency Measurement

- Test Requirement: 47 CFR Part 18
- Test Method: FCC OST/MP-5:1986
- Frequency Range: 2400-2500 MHz
- Detector: Average for the final result for outside ISM band(2450MHz±50MHz)
- Outside band limit: (a) ISM equipment operation on a frequency specified in §18.301 is permitted unlimited radiated energy in the band specified for that frequency.
 (b) The field strength levels of emissions which lie outside the bands specified in §18.301, unless otherwise indicated, shall not exceed the following:

RF Power generated by equipment(watts)	Field strength Limit(uV/m) @300m
Below 500	25
500 or more	25*SQRT(power/500)

Power =1063.5 W according to clause 6.2.2

Limit=20lg(25*SQRT(power/500))+20lg(300/3)=31.24+40=71.24dBuV/m @ 3m distance.

- ISM band: ISM equipment may be operated on any frequency above 9 kHz.
 And the frequency band 2400-2500MHz is allocated for use by ISM equipment. (§18.301)

ISM frequency	Tolerance
6.78MHz	±15.0kHz
13.56MHz	±7.0kHz
27.12MHz	±163.0kHz
40.68MHz	±20.0kHz
915MHz	±13.0MHz
2450MHz	±50.0MHz
5800MHz	±75.0MHz
24125MHz	±125.0MHz
61.25GHz	±250.0MHz
122.5GHz	±500.0MHz
245.00GHz	±1.0GHz

6.4.1 E.U.T. Operation

- Operating Environment:
 - Temperature: 22.4 °C Humidity: 53.6 % RH Atmospheric Pressure: 1011 mbar
- Test mode
 - a: Test the EUT in microwave mode with maximum power.
 - b: Test the EUT in microwave mode with middle power.
 - c: Test the EUT in microwave mode with lowest power.
- Worst mode
 - a: Test the EUT in microwave mode with maximum power.



Unless otherwise agreed in writing, this document is issued by the Company subject to its General Conditions of Service printed overleaf, available on request or accessible at <http://www.sgs.com/en/Terms-and-Conditions.aspx> and, for electronic format documents, subject to Terms and Conditions for Electronic Documents at <http://www.sgs.com/en/Terms-and-Conditions/Terms-e-Document.aspx>. Attention is drawn to the limitation of liability, indemnification and jurisdiction issues defined therein. Any holder of this document is advised that information contained hereon reflects the Company's findings at the time of its intervention only and within the limits of Client's instructions, if any. The Company's sole responsibility is to its Client and this document does not exonerate parties to a transaction from exercising all their rights and obligations under the transaction documents. This document cannot be reproduced except in full, without prior written approval of the Company. Any unauthorized alteration, forgery or falsification of the content or appearance of this document is unlawful and offenders may be prosecuted to the fullest extent of the law. Unless otherwise stated the results shown in this test report refer only to the sample(s) tested and such sample(s) are retained for 30 days only.

Attention: To check the authenticity of testing /inspection report & certificate, please contact us at telephone: (86-755) 8307 1443, or email: CN.Doccheck@sgs.com
 No.198 Kezhu Road, Sciencetech Park, Guangzhou Economic & Technology Development District, Guangzhou, China 510663 t (86-20) 82155555 f (86-20) 82075058 www.sgs.com.cn
 中国·广州·经济技术开发区科学城科珠路198号 邮编: 510663 t (86-20) 82155555 f (86-20) 82075058 sgs.china@sgs.com

6.4.2 Measurement Data

1)The variation of frequency with time

The operating frequency was measured using a spectrum analyzer, the supply voltage was setting at the rated AC voltage, measured was start with EUT at room temperature, the operating frequency was monitored until the water load was reduced to 20 percent of the original quantity.

Test record was found the worst situation is when the water load is reduced to 20 percent of the original quantity.

ISM frequency(MHz)	Tolerance(MHz)	Measurement Data(MHz)
2450	±50	2460

2)The variation of frequency with line voltage.

The operating frequency was measured using a spectrum analyzer, the supply voltage was setting at the rated AC voltage, measured was start with EUT at room temperature. The EUT was started to warm by at least 10 minutes, the operating frequency was monitored as the rated voltage was varied from 80% to 125%.

Test record was found the worst situation is when the line voltage is 125% of rated AC voltage.

ISM frequency(MHz)	Tolerance(MHz)	Measurement Data(MHz)
2450	±50	2459

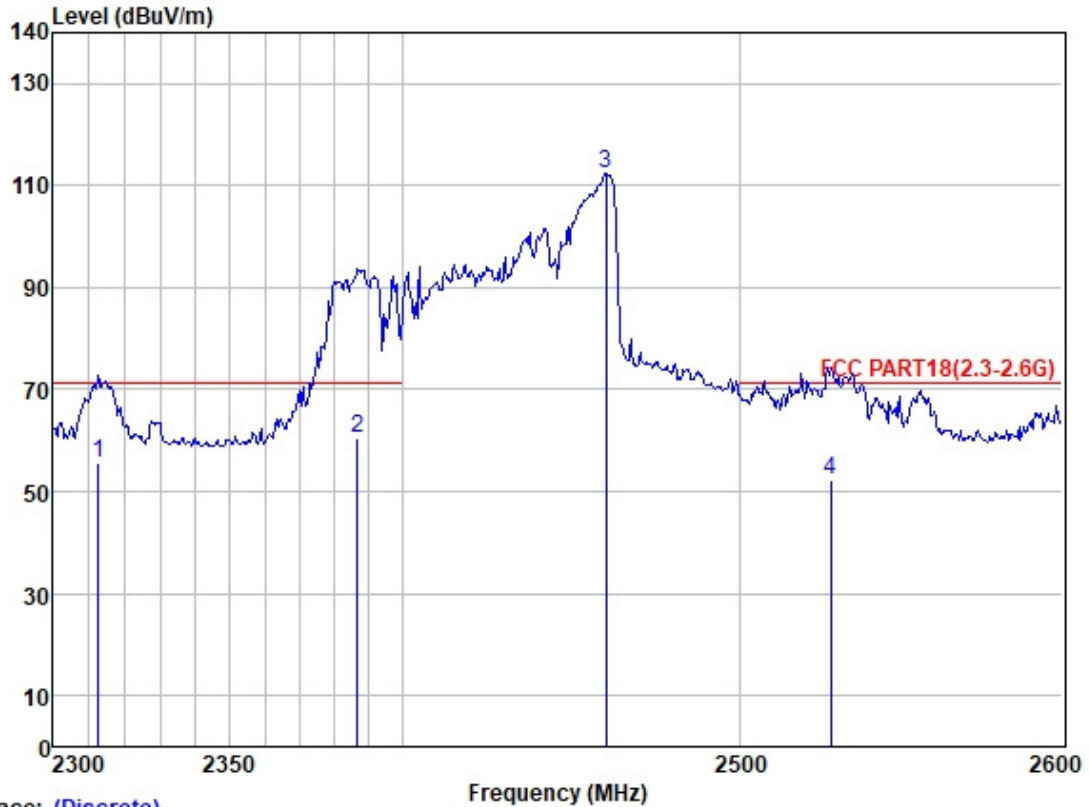


Unless otherwise agreed in writing, this document is issued by the Company subject to its General Conditions of Service printed overleaf, available on request or accessible at <http://www.sgs.com/en/Terms-and-Conditions.aspx> and, for electronic format documents, subject to Terms and Conditions for Electronic Documents at <http://www.sgs.com/en/Terms-and-Conditions/Terms-e-Document.aspx>. Attention is drawn to the limitation of liability, indemnification and jurisdiction issues defined therein. Any holder of this document is advised that information contained hereon reflects the Company's findings at the time of its intervention only and within the limits of Client's instructions, if any. The Company's sole responsibility is to its Client and this document does not exonerate parties to a transaction from exercising all their rights and obligations under the transaction documents. This document cannot be reproduced except in full, without prior written approval of the Company. Any unauthorized alteration, forgery or falsification of the content or appearance of this document is unlawful and offenders may be prosecuted to the fullest extent of the law. Unless otherwise stated the results shown in this test report refer only to the sample(s) tested and such sample(s) are retained for 30 days only.

Attention: To check the authenticity of testing /inspection report & certificate, please contact us at telephone: (86-755) 8307 1443, or email: CN.Doccheck@sgs.com

1) The variation of frequency with time

Mode:a;



Trace: (Discrete)

	ReadAntenna	Cable	Preamp	Limit	Over				
Freq	Level	Factor	Loss	Factor	Level	Line	Limit	Pol/Phase	Remark
MHz	dBuV	dB/m	dB	dB	dBuV/m	dBuV/m	dB		
1	2312.724	25.22	27.15	3.32	0.00	55.69	71.24	-15.55	HORIZONTAL Average
2	2386.463	29.73	27.33	3.48	0.00	60.54	71.24	-10.70	HORIZONTAL Average
3	2459.837	81.62	27.44	3.45	0.00	112.51	-----	-----	HORIZONTAL Peak
4	2527.708	21.47	27.53	3.43	0.00	52.43	71.24	-18.81	HORIZONTAL Average

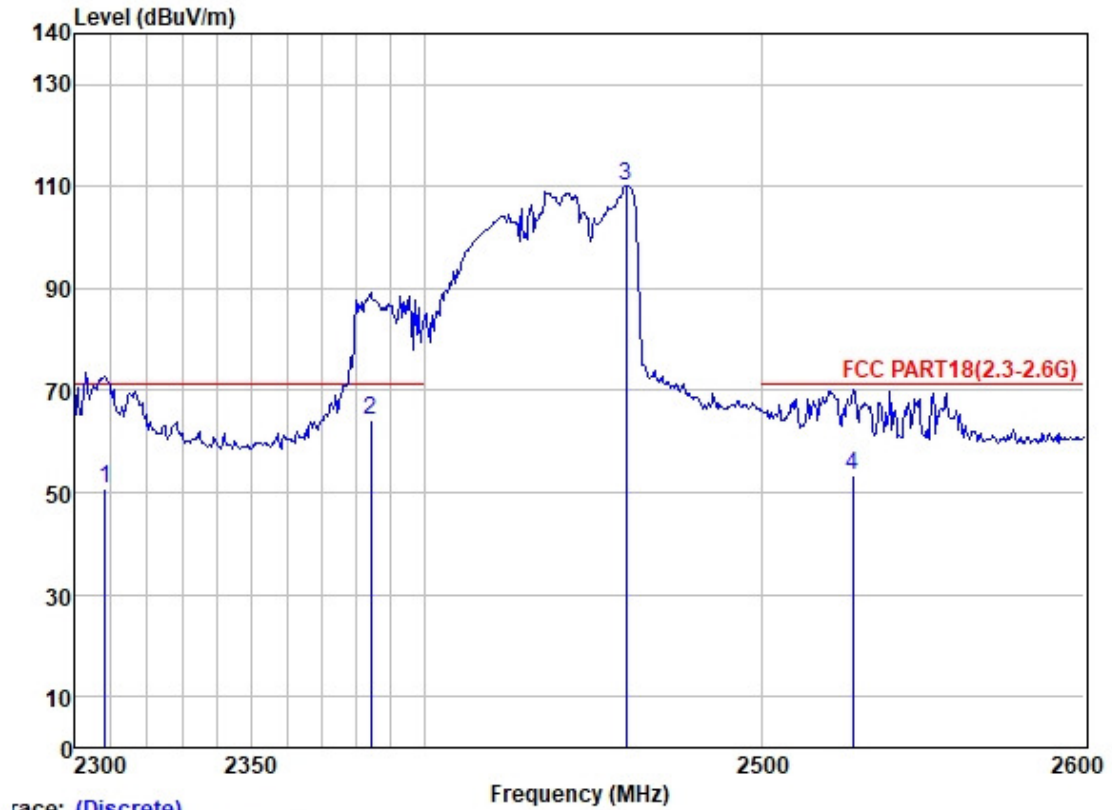


Unless otherwise agreed in writing, this document is issued by the Company subject to its General Conditions of Service printed overleaf, available on request or accessible at <http://www.sgs.com/en/Terms-and-Conditions.aspx> and, for electronic format documents, subject to Terms and Conditions for Electronic Documents at <http://www.sgs.com/en/Terms-and-Conditions/Terms-e-Document.aspx>. Attention is drawn to the limitation of liability, indemnification and jurisdiction issues defined therein. Any holder of this document is advised that information contained hereon reflects the Company's findings at the time of its intervention only and within the limits of Client's instructions, if any. The Company's sole responsibility is to its Client and this document does not exonerate parties to a transaction from exercising all their rights and obligations under the transaction documents. This document cannot be reproduced except in full, without prior written approval of the Company. Any unauthorized alteration, forgery or falsification of the content or appearance of this document is unlawful and offenders may be prosecuted to the fullest extent of the law. Unless otherwise stated the results shown in this test report refer only to the sample(s) tested and such sample(s) are retained for 30 days only.

Attention: To check the authenticity of testing /inspection report & certificate, please contact us at telephone: (86-755) 8307 1443, or email: CN.Doccheck@sgs.com

2) The variation of frequency with line voltage

Mode:a;



Trace: (Discrete)

	Read	Antenna	Cable	Preamp	Limit	Over				
Freq	Level	Factor	Loss	Factor	Line	Limit	Pol/Phase	Remark		
MHz	dBuV	dB/m	dB	dB	dBuV/m	dBuV/m	dB			
1	2308.475	20.23	27.13	3.31	0.00	50.67	71.24	-20.57	VERTICAL	Average
2	2384.124	33.29	27.33	3.48	0.00	64.10	71.24	-7.14	VERTICAL	Average
3	2459.234	79.29	27.44	3.45	0.00	110.18	-----	-----	VERTICAL	Peak
4	2527.708	22.28	27.53	3.43	0.00	53.24	71.24	-18.00	VERTICAL	Average



Unless otherwise agreed in writing, this document is issued by the Company subject to its General Conditions of Service printed overleaf, available on request or accessible at <http://www.sgs.com/en/Terms-and-Conditions.aspx> and, for electronic format documents, subject to Terms and Conditions for Electronic Documents at <http://www.sgs.com/en/Terms-and-Conditions/Terms-e-Document.aspx>. Attention is drawn to the limitation of liability, indemnification and jurisdiction issues defined therein. Any holder of this document is advised that information contained hereon reflects the Company's findings at the time of its intervention only and within the limits of Client's instructions, if any. The Company's sole responsibility is to its Client and this document does not exonerate parties to a transaction from exercising all their rights and obligations under the transaction documents. This document cannot be reproduced except in full, without prior written approval of the Company. Any unauthorized alteration, forgery or falsification of the content or appearance of this document is unlawful and offenders may be prosecuted to the fullest extent of the law. Unless otherwise stated the results shown in this test report refer only to the sample(s) tested and such sample(s) are retained for 30 days only.

Attention: To check the authenticity of testing /inspection report & certificate, please contact us at telephone: (86-755) 8307 1443, or email: CN.Doccheck@sgs.com
 No.198 Kezhu Road, Sciencetech Park, Guangzhou Economic & Technology Development District, Guangzhou, China 510663 t (86-20) 82155555 f (86-20) 82075058 www.sgsgroup.com.cn
 中国·广州·经济技术开发区科学城科珠路198号 邮编: 510663 t (86-20) 82155555 f (86-20) 82075058 sgs.china@sgs.com

6.5 Radiated Emissions (30MHz-1GHz)

Test Requirement: 47 CFR Part 18
 Test Method: FCC OST/MP-5:1986
 Frequency Range: 30MHz to 1GHz
 Measurement Distance: 3m
 Detector: Peak for pre-scan, Average for the final result
 (100 kHz Resolution Bandwidth for 30MHz to 1,000MHz)
 Limit: (a) ISM equipment operation on a frequency specified in §18.301 is permitted unlimited radiated energy in the band specified for that frequency.
 (b) The field strength levels of emissions which lie outside the bands specified in §18.301, unless otherwise indicated, shall not exceed the following:

RF Power generated by equipment(watts)	Field strength Limit(uV/m) @300m
Below 500	25
500 or more	25*SQRT(power/500)

Power =1063.5 W according to clause 6.2.2

Limit=20lg(25*SQRT(power/500))+20lg(300/3)=31.24+40=71.24dBuV/m @ 3m distance.

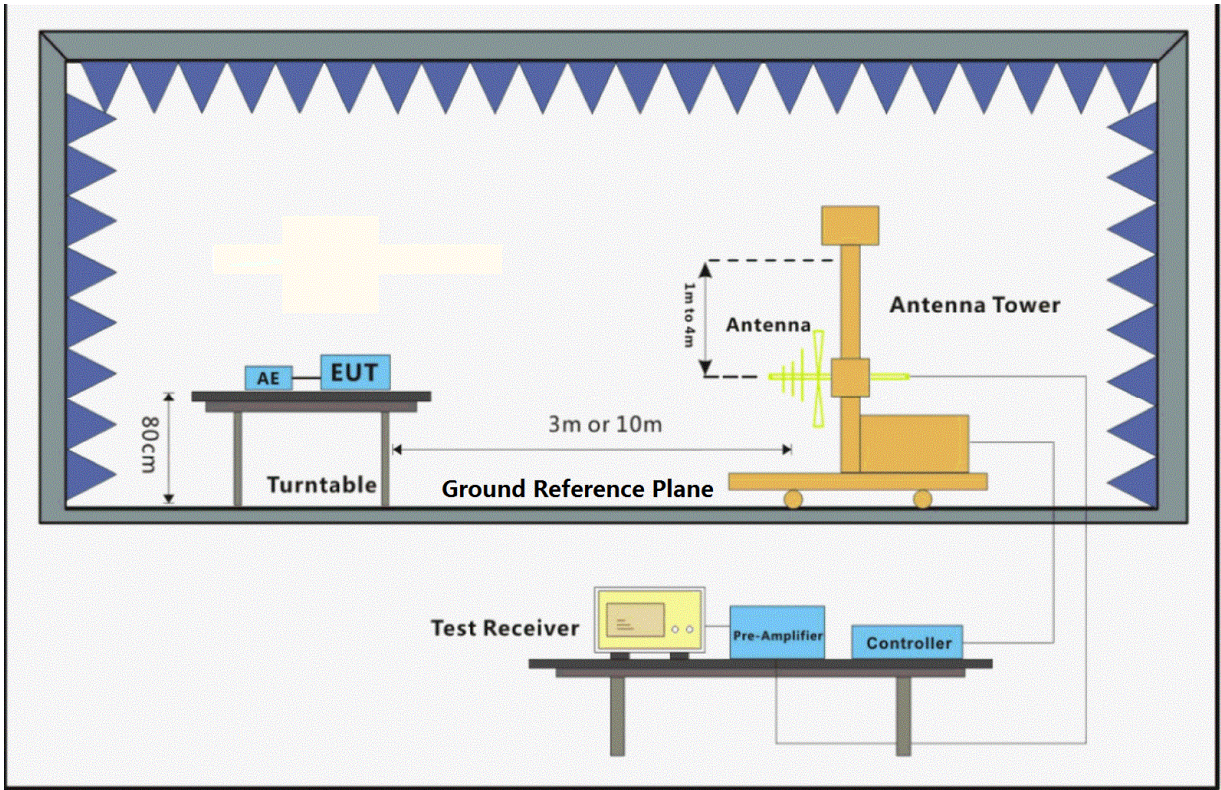
6.5.1 E.U.T. Operation

Operating Environment:
 Temperature: 24.3 °C Humidity: 69.3 % RH Atmospheric Pressure: 1020 mbar
 Test mode a: Test the EUT in microwave mode with maximum power.
 b: Test the EUT in microwave mode with middle power.
 c: Test the EUT in microwave mode with lowest power.
 Worst mode a: Test the EUT in microwave mode with maximum power.



Unless otherwise agreed in writing, this document is issued by the Company subject to its General Conditions of Service printed overleaf, available on request or accessible at <http://www.sgs.com/en/Terms-and-Conditions.aspx> and, for electronic format documents, subject to Terms and Conditions for Electronic Documents at <http://www.sgs.com/en/Terms-and-Conditions/Terms-e-Document.aspx>. Attention is drawn to the limitation of liability, indemnification and jurisdiction issues defined therein. Any holder of this document is advised that information contained hereon reflects the Company's findings at the time of its intervention only and within the limits of Client's instructions, if any. The Company's sole responsibility is to its Client and this document does not exonerate parties to a transaction from exercising all their rights and obligations under the transaction documents. This document cannot be reproduced except in full, without prior written approval of the Company. Any unauthorized alteration, forgery or falsification of the content or appearance of this document is unlawful and offenders may be prosecuted to the fullest extent of the law. Unless otherwise stated the results shown in this test report refer only to the sample(s) tested and such sample(s) are retained for 30 days only.
Attention: To check the authenticity of testing /inspection report & certificate, please contact us at telephone: (86-755) 8307 1443, or email: CN.Doccheck@sgs.com

6.5.2 Test Setup Diagram



6.5.3 Measurement Data

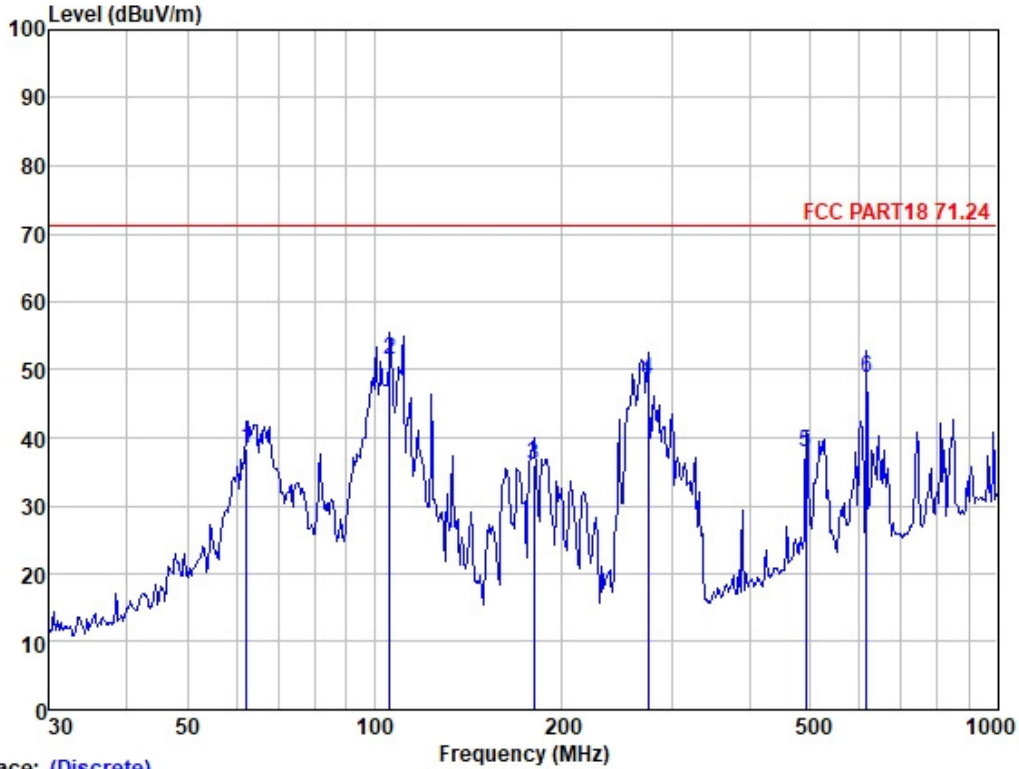
An initial pre-scan was performed in the chamber using the spectrum analyser in peak detection mode. Quasi-peak measurements were conducted based on the peak sweep graph. The EUT was measured by BiConiLog antenna with 2 orthogonal polarities.

$$\text{Level} = \text{Read Level} + \text{Antenna Factor} + \text{Cable Loss} - \text{Preamp Factor}$$



Unless otherwise agreed in writing, this document is issued by the Company subject to its General Conditions of Service printed overleaf, available on request or accessible at <http://www.sgs.com/en/Terms-and-Conditions.aspx> and, for electronic format documents, subject to Terms and Conditions for Electronic Documents at <http://www.sgs.com/en/Terms-and-Conditions/Terms-e-Document.aspx>. Attention is drawn to the limitation of liability, indemnification and jurisdiction issues defined therein. Any holder of this document is advised that information contained hereon reflects the Company's findings at the time of its intervention only and within the limits of Client's instructions, if any. The Company's sole responsibility is to its Client and this document does not exonerate parties to a transaction from exercising all their rights and obligations under the transaction documents. This document cannot be reproduced except in full, without prior written approval of the Company. Any unauthorized alteration, forgery or falsification of the content or appearance of this document is unlawful and offenders may be prosecuted to the fullest extent of the law. Unless otherwise stated the results shown in this test report refer only to the sample(s) tested and such sample(s) are retained for 30 days only.

Mode:a; Polarization:Horizontal



Trace: (Discrete)

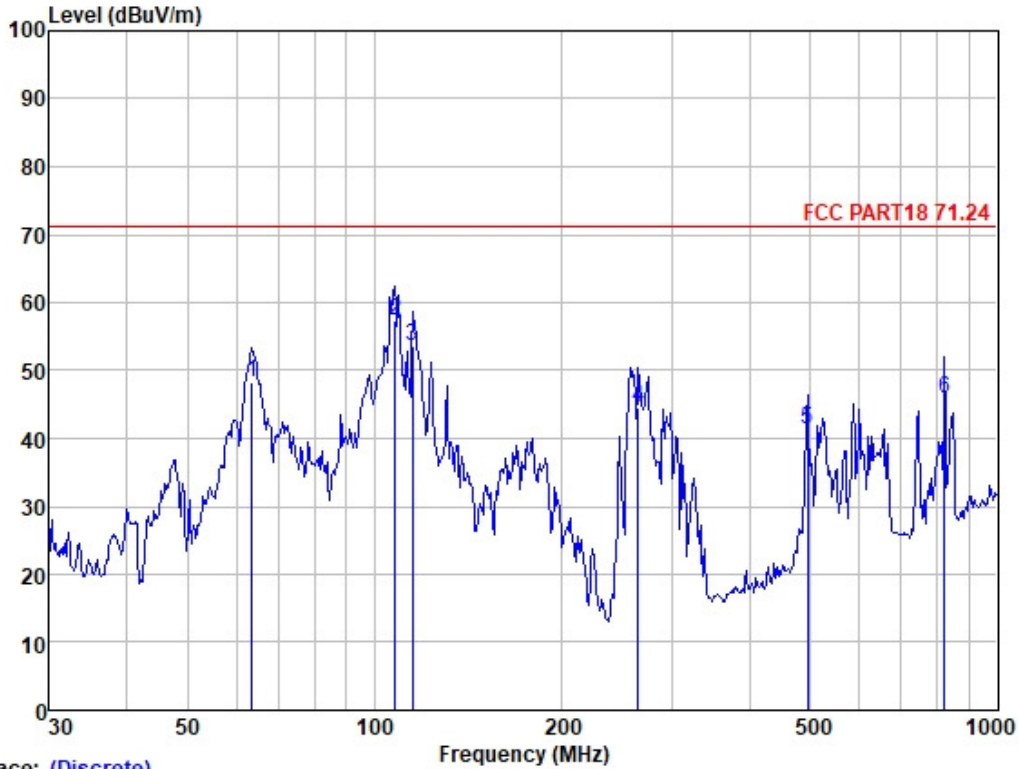
	ReadAntenna	Cable	Preamp	Limit	Over				
Freq	Level	Factor	Loss	Factor	Level	Line	Limit	Pol/Phase	Remark
MHz	dBuV	dB/m	dB	dB	dBuV/m	dBuV/m	dB		
1	62.213	51.25	13.08	1.31	27.16	38.48	71.24	-32.76	HORIZONTAL Average
2	105.642	66.97	9.95	1.68	27.09	51.51	71.24	-19.73	HORIZONTAL Average
3	180.017	48.51	12.00	2.35	26.81	36.05	71.24	-35.19	HORIZONTAL Average
4	274.194	59.77	12.93	2.76	27.04	48.42	71.24	-22.82	HORIZONTAL Average
5	492.469	44.03	17.85	4.05	28.04	37.89	71.24	-33.35	HORIZONTAL Average
6	616.372	51.60	20.35	4.88	28.08	48.75	71.24	-22.49	HORIZONTAL Average



Unless otherwise agreed in writing, this document is issued by the Company subject to its General Conditions of Service printed overleaf, available on request or accessible at <http://www.sgs.com/en/Terms-and-Conditions.aspx> and, for electronic format documents, subject to Terms and Conditions for Electronic Documents at <http://www.sgs.com/en/Terms-and-Conditions/Terms-e-Document.aspx>. Attention is drawn to the limitation of liability, indemnification and jurisdiction issues defined therein. Any holder of this document is advised that information contained hereon reflects the Company's findings at the time of its intervention only and within the limits of Client's instructions, if any. The Company's sole responsibility is to its Client and this document does not exonerate parties to a transaction from exercising all their rights and obligations under the transaction documents. This document cannot be reproduced except in full, without prior written approval of the Company. Any unauthorized alteration, forgery or falsification of the content or appearance of this document is unlawful and offenders may be prosecuted to the fullest extent of the law. Unless otherwise stated the results shown in this test report refer only to the sample(s) tested and such sample(s) are retained for 30 days only.

Attention: To check the authenticity of testing /inspection report & certificate, please contact us at telephone: (86-755) 8307 1443, or email: CN.Doccheck@sgs.com
 No.198 Kezhu Road, Sciencetech Park, Guangzhou Economic & Technology Development District, Guangzhou, China 510663 t (86-20) 82155555 f (86-20) 82075058 www.sgs.com.cn
 中国·广州·经济技术开发区科学城科珠路198号 邮编: 510663 t (86-20) 82155555 f (86-20) 82075058 sgs.china@sgs.com

Mode:a; Polarization:Vertical



Trace: (Discrete)

	ReadAntenna	Cable	Preamp	Limit	Over				
Freq	Level	Factor	Loss	Factor	Level	Line	Limit	Pol/Phase	Remark
MHz	dBuV	dB/m	dB	dB	dBuV/m	dBuV/m	dB		
1	63.536	12.95	1.30	27.16	48.38	71.24	-22.86	VERTICAL	Average
2	107.888	72.46	10.30	1.69	27.08	57.37	-13.87	VERTICAL	Average
3	114.917	68.30	10.63	1.74	27.07	53.60	-17.64	VERTICAL	Average
4	264.746	56.28	12.40	2.72	26.99	44.41	-26.83	VERTICAL	Average
5	495.934	47.47	17.90	4.03	28.05	41.35	-29.89	VERTICAL	Average
6	821.710	45.51	22.78	5.80	28.10	45.99	-25.25	VERTICAL	Average



Unless otherwise agreed in writing, this document is issued by the Company subject to its General Conditions of Service printed overleaf, available on request or accessible at <http://www.sgs.com/en/Terms-and-Conditions.aspx> and, for electronic format documents, subject to Terms and Conditions for Electronic Documents at <http://www.sgs.com/en/Terms-and-Conditions/Terms-e-Document.aspx>. Attention is drawn to the limitation of liability, indemnification and jurisdiction issues defined therein. Any holder of this document is advised that information contained hereon reflects the Company's findings at the time of its intervention only and within the limits of Client's instructions, if any. The Company's sole responsibility is to its Client and this document does not exonerate parties to a transaction from exercising all their rights and obligations under the transaction documents. This document cannot be reproduced except in full, without prior written approval of the Company. Any unauthorized alteration, forgery or falsification of the content or appearance of this document is unlawful and offenders may be prosecuted to the fullest extent of the law. Unless otherwise stated the results shown in this test report refer only to the sample(s) tested and such sample(s) are retained for 30 days only.

6.6 Radiated Emissions (above 1GHz)

Test Requirement: 47 CFR Part 18
 Test Method: FCC OST/MP-5:1986
 Frequency Range: Above 1GHz
 Measurement Distance: 3m
 Detector: Peak for pre-scan, Average for the final result
 (100 kHz Resolution Bandwidth for 30MHz to 1,000MHz)
 Limit: (a) ISM equipment operation on a frequency specified in §18.301 is permitted unlimited radiated energy in the band specified for that frequency.
 (b) The field strength levels of emissions which lie outside the bands specified in §18.301, unless otherwise indicated, shall not exceed the following:

RF Power generated by equipment(watts)	Field strength Limit(uV/m) @300m
Below 500	25
500 or more	25*SQRT(power/500)

Power =1063.5 W according to clause 6.2.2

Limit=20lg(25*SQRT(power/500))+20lg(300/3)=31.24+40=71.24dBuV/m @ 3m distance.

6.6.1 E.U.T. Operation

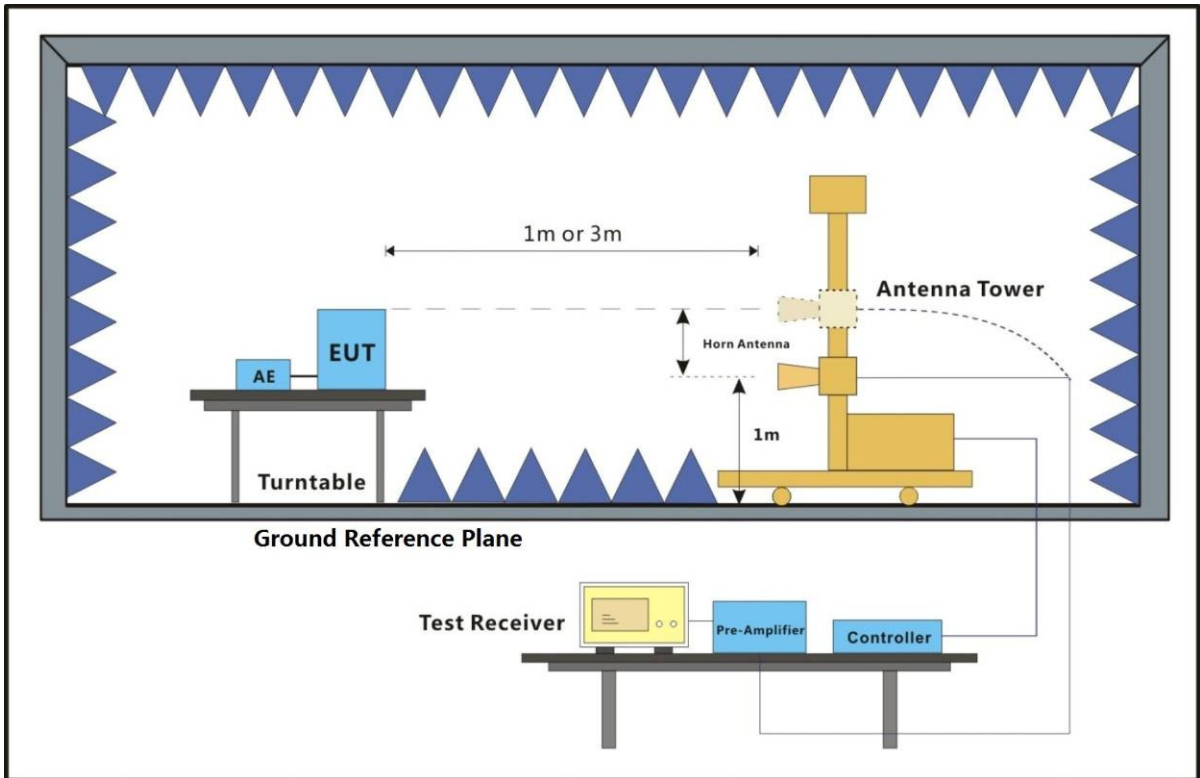
Operating Environment:
 Temperature: 24.3 °C Humidity: 51.4 % RH Atmospheric Pressure: 1020 mbar
 Test mode
 a: Test the EUT in microwave mode with maximum power.
 b: Test the EUT in microwave mode with middle power.
 c: Test the EUT in microwave mode with lowest power.
 Worst mode
 a: Test the EUT in microwave mode with maximum power.



Unless otherwise agreed in writing, this document is issued by the Company subject to its General Conditions of Service printed overleaf, available on request or accessible at <http://www.sgs.com/en/Terms-and-Conditions.aspx> and, for electronic format documents, subject to Terms and Conditions for Electronic Documents at <http://www.sgs.com/en/Terms-and-Conditions/Terms-e-Document.aspx>. Attention is drawn to the limitation of liability, indemnification and jurisdiction issues defined therein. Any holder of this document is advised that information contained hereon reflects the Company's findings at the time of its intervention only and within the limits of Client's instructions, if any. The Company's sole responsibility is to its Client and this document does not exonerate parties to a transaction from exercising all their rights and obligations under the transaction documents. This document cannot be reproduced except in full, without prior written approval of the Company. Any unauthorized alteration, forgery or falsification of the content or appearance of this document is unlawful and offenders may be prosecuted to the fullest extent of the law. Unless otherwise stated the results shown in this test report refer only to the sample(s) tested and such sample(s) are retained for 30 days only.

Attention: To check the authenticity of testing /inspection report & certificate, please contact us at telephone: (86-755) 8307 1443, or email: CN.Doccheck@sgs.com
 No.198 Kezhu Road, Sciencetech Park, Guangzhou Economic & Technology Development District, Guangzhou, China 510663 t (86-20) 82155555 f (86-20) 82075058 www.sgs.com.cn
 中国·广州·经济技术开发区科学城科珠路198号 邮编: 510663 t (86-20) 82155555 f (86-20) 82075058 sgs.china@sgs.com

6.6.2 Test Setup Diagram



6.6.3 Measurement Data

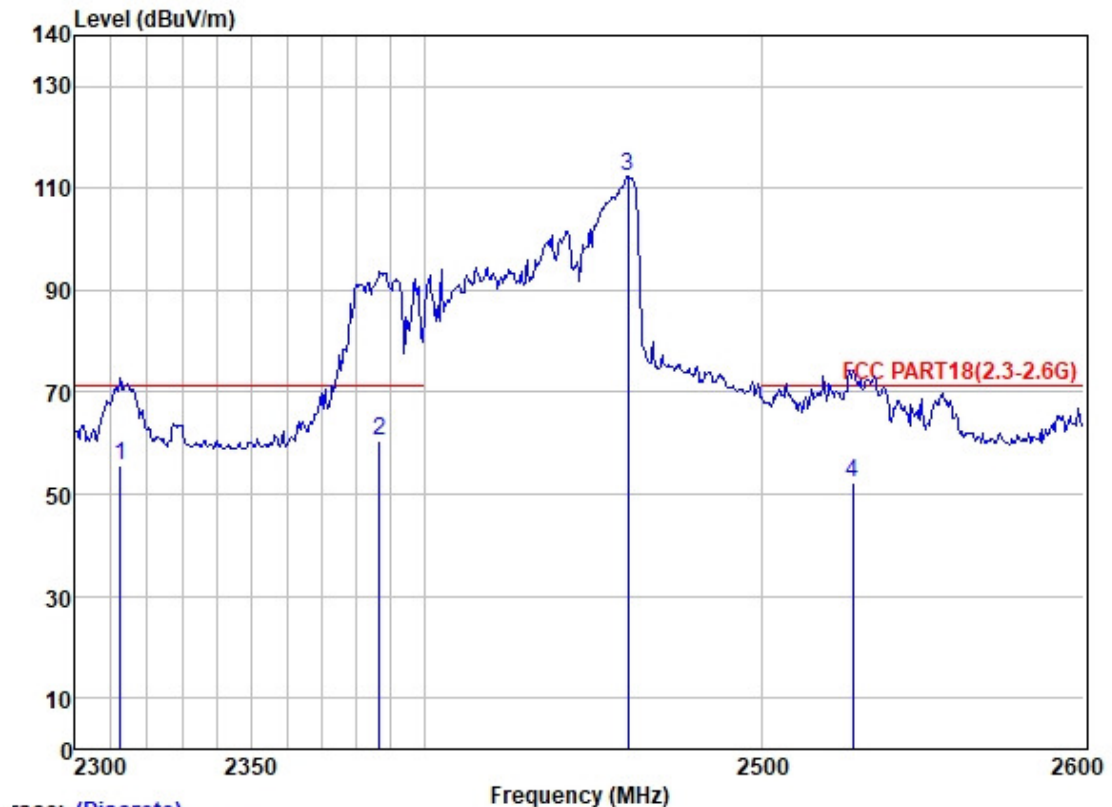
An initial pre-scan was performed in the chamber using the spectrum analyser in peak detection mode. Average measurements were conducted based on the peak sweep graph. The EUT was measured by Horn antenna with 2 orthogonal polarities.

$$\text{Level} = \text{Read Level} + \text{Antenna Factor} + \text{Cable Loss} - \text{Preamp Factor}$$



Unless otherwise agreed in writing, this document is issued by the Company subject to its General Conditions of Service printed overleaf, available on request or accessible at <http://www.sgs.com/en/Terms-and-Conditions.aspx> and, for electronic format documents, subject to Terms and Conditions for Electronic Documents at <http://www.sgs.com/en/Terms-and-Conditions/Terms-e-Documents.aspx>. Attention is drawn to the limitation of liability, indemnification and jurisdiction issues defined therein. Any holder of this document is advised that information contained hereon reflects the Company's findings at the time of its intervention only and within the limits of Client's instructions, if any. The Company's sole responsibility is to its Client and this document does not exonerate parties to a transaction from exercising all their rights and obligations under the transaction documents. This document cannot be reproduced except in full, without prior written approval of the Company. Any unauthorized alteration, forgery or falsification of the content or appearance of this document is unlawful and offenders may be prosecuted to the fullest extent of the law. Unless otherwise stated the results shown in this test report refer only to the sample(s) tested and such sample(s) are retained for 30 days only.

Mode:a; Polarization:Horizontal



Trace: (Discrete)

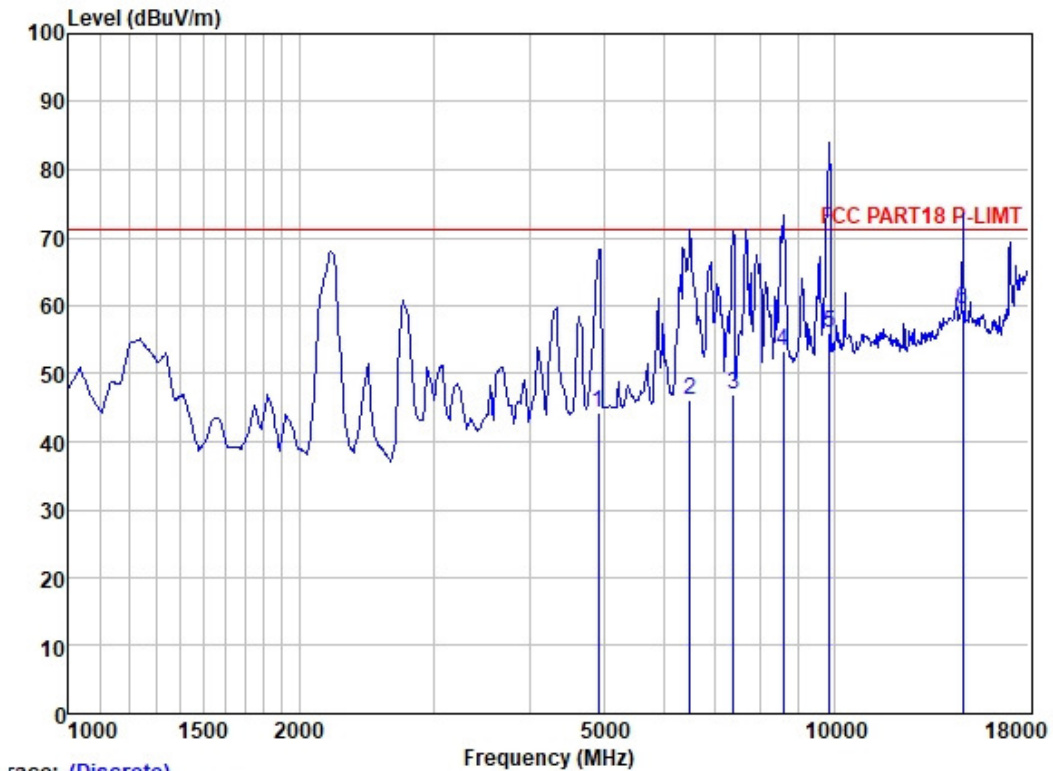
	ReadAntenna	Cable	Preamp	Limit	Over				
Freq	Level	Factor	Loss	Factor	Level	Line	Limit	Pol/Phase	Remark
MHz	dBuV	dB/m	dB	dB	dBuV/m	dBuV/m	dB		
1	2312.724	25.22	27.15	3.32	0.00	55.69	71.24	-15.55	HORIZONTAL Average
2	2386.463	29.73	27.33	3.48	0.00	60.54	71.24	-10.70	HORIZONTAL Average
3	2459.837	81.62	27.44	3.45	0.00	112.51	-----	-----	HORIZONTAL Peak
4	2527.708	21.47	27.53	3.43	0.00	52.43	71.24	-18.81	HORIZONTAL Average



Unless otherwise agreed in writing, this document is issued by the Company subject to its General Conditions of Service printed overleaf, available on request or accessible at <http://www.sgs.com/en/Terms-and-Conditions.aspx> and, for electronic format documents, subject to Terms and Conditions for Electronic Documents at <http://www.sgs.com/en/Terms-and-Conditions/Terms-e-Documents.aspx>. Attention is drawn to the limitation of liability, indemnification and jurisdiction issues defined therein. Any holder of this document is advised that information contained hereon reflects the Company's findings at the time of its intervention only and within the limits of Client's instructions, if any. The Company's sole responsibility is to its Client and this document does not exonerate parties to a transaction from exercising all their rights and obligations under the transaction documents. This document cannot be reproduced except in full, without prior written approval of the Company. Any unauthorized alteration, forgery or falsification of the content or appearance of this document is unlawful and offenders may be prosecuted to the fullest extent of the law. Unless otherwise stated the results shown in this test report refer only to the sample(s) tested and such sample(s) are retained for 30 days only.

Attention: To check the authenticity of testing /inspection report & certificate, please contact us at telephone: (86-755) 8307 1443, or email: CN.Doccheck@sgs.com

Mode:a; Polarization:Horizontal



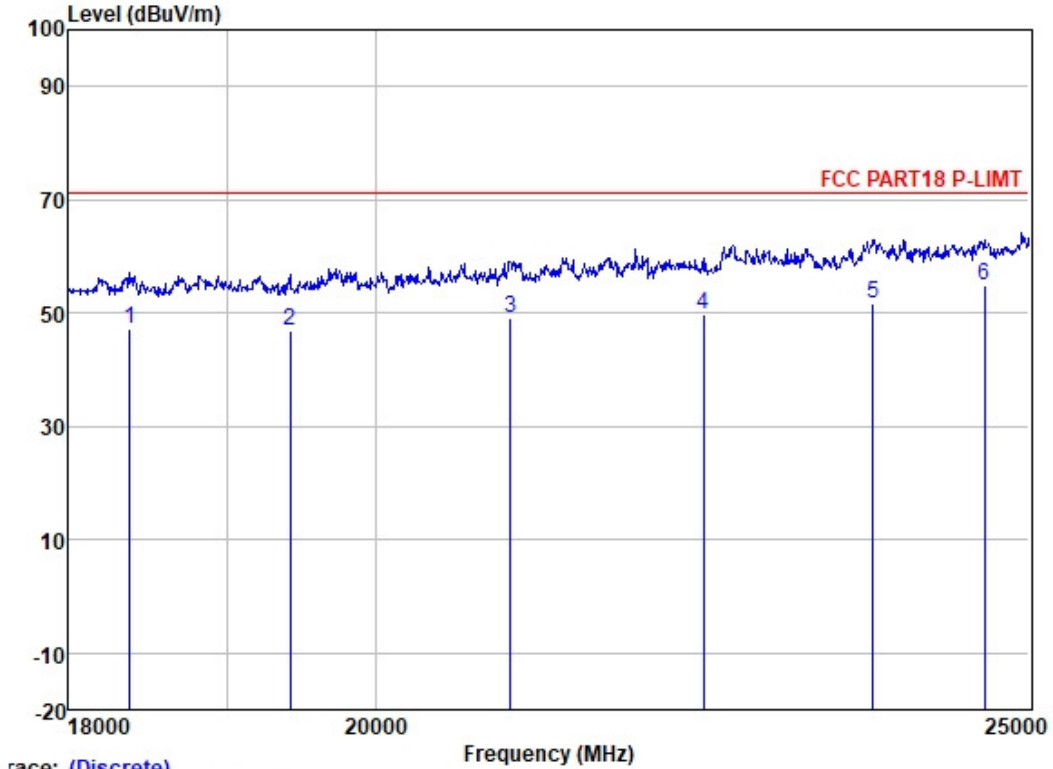
Trace: (Discrete)

	ReadAntenna	Cable	Preamp	Limit	Over					
Freq	Level	Factor	Loss	Factor	Level	Line	Limit	Pol/Phase	Remark	
MHz	dBuV	dB/m	dB	dB	dBuV/m	dBuV/m	dB			
1	4927.867	43.49	31.62	5.60	36.51	44.20	71.24	-27.04	HORIZONTAL	Average
2	6488.754	42.90	33.96	5.85	36.63	46.08	71.24	-25.16	HORIZONTAL	Average
3	7385.535	41.27	36.17	6.19	36.77	46.86	71.24	-24.38	HORIZONTAL	Average
4	8588.607	46.06	37.23	6.84	36.68	53.45	71.24	-17.79	HORIZONTAL	Average
5	9866.789	46.64	38.60	6.98	36.32	55.90	71.24	-15.34	HORIZONTAL	Average
6	14745.470	45.44	41.00	8.52	35.45	59.51	71.24	-11.73	HORIZONTAL	Average



Unless otherwise agreed in writing, this document is issued by the Company subject to its General Conditions of Service printed overleaf, available on request or accessible at <http://www.sgs.com/en/Terms-and-Conditions.aspx> and, for electronic format documents, subject to Terms and Conditions for Electronic Documents at <http://www.sgs.com/en/Terms-and-Conditions/Terms-e-Documents.aspx>. Attention is drawn to the limitation of liability, indemnification and jurisdiction issues defined therein. Any holder of this document is advised that information contained hereon reflects the Company's findings at the time of its intervention only and within the limits of Client's instructions, if any. The Company's sole responsibility is to its Client and this document does not exonerate parties to a transaction from exercising all their rights and obligations under the transaction documents. This document cannot be reproduced except in full, without prior written approval of the Company. Any unauthorized alteration, forgery or falsification of the content or appearance of this document is unlawful and offenders may be prosecuted to the fullest extent of the law. Unless otherwise stated the results shown in this test report refer only to the sample(s) tested and such sample(s) are retained for 30 days only.

Mode:a; Polarization:Horizontal



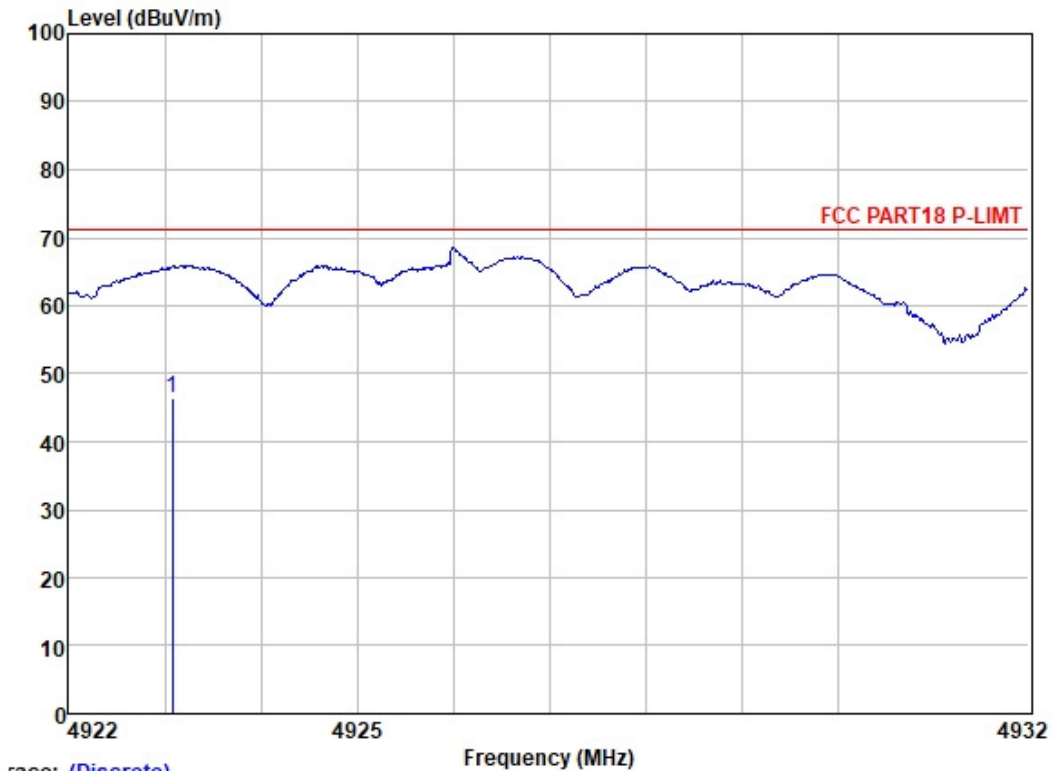
Trace: (Discrete)

	ReadAntenna	Cable	Preamp	Limit	Over				
Freq	Level	Factor	Loss	Factor	Level	Line	Limit	Pol/Phase	Remark
MHz	dBuV	dB/m	dB	dB	dBuV/m	dBuV/m	dB		
1 18382.440	28.14	37.93	16.62	35.60	47.09	71.24	-24.15	HORIZONTAL	Average
2 19419.080	27.46	38.00	17.04	35.60	46.90	71.24	-24.34	HORIZONTAL	Average
3 20936.280	28.61	37.90	17.97	35.45	49.03	71.24	-22.21	HORIZONTAL	Average
4 22365.350	27.63	38.62	18.78	35.42	49.61	71.24	-21.63	HORIZONTAL	Average
5 23696.550	28.07	39.60	20.12	36.03	51.76	71.24	-19.48	HORIZONTAL	Average
6 24616.970	30.67	39.40	20.95	36.13	54.89	71.24	-16.35	HORIZONTAL	Average



Unless otherwise agreed in writing, this document is issued by the Company subject to its General Conditions of Service printed overleaf, available on request or accessible at <http://www.sgs.com/en/Terms-and-Conditions.aspx> and, for electronic format documents, subject to Terms and Conditions for Electronic Documents at <http://www.sgs.com/en/Terms-and-Conditions/Terms-e-Document.aspx>. Attention is drawn to the limitation of liability, indemnification and jurisdiction issues defined therein. Any holder of this document is advised that information contained hereon reflects the Company's findings at the time of its intervention only and within the limits of Client's instructions, if any. The Company's sole responsibility is to its Client and this document does not exonerate parties to a transaction from exercising all their rights and obligations under the transaction documents. This document cannot be reproduced except in full, without prior written approval of the Company. Any unauthorized alteration, forgery or falsification of the content or appearance of this document is unlawful and offenders may be prosecuted to the fullest extent of the law. Unless otherwise stated the results shown in this test report refer only to the sample(s) tested and such sample(s) are retained for 30 days only.

Mode:a; Polarization:Horizontal



Trace: (Discrete)

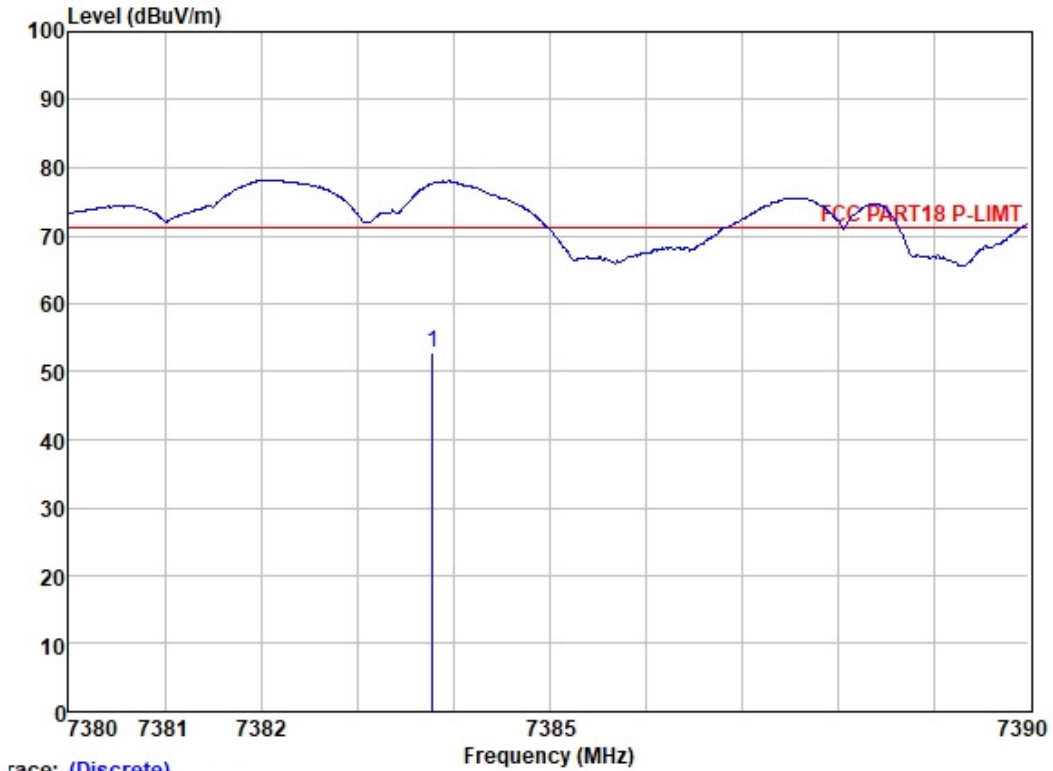
Trace	Freq	Level	ReadAntenna	Cable	Preamp	Limit	Over		
	MHz	dBuV	Factor	Loss	Factor	Line	Limit	Pol/Phase	Remark
			dB/m	dB	dB	dBuV/m	dBuV/m	dB	
1	4923.082	45.79	31.60	5.58	36.50	46.47	71.24	-24.77	HORIZONTAL Average



Unless otherwise agreed in writing, this document is issued by the Company subject to its General Conditions of Service printed overleaf, available on request or accessible at <http://www.sgs.com/en/Terms-and-Conditions.aspx> and, for electronic format documents, subject to Terms and Conditions for Electronic Documents at <http://www.sgs.com/en/Terms-and-Conditions/Terms-e-Document.aspx>. Attention is drawn to the limitation of liability, indemnification and jurisdiction issues defined therein. Any holder of this document is advised that information contained hereon reflects the Company's findings at the time of its intervention only and within the limits of Client's instructions, if any. The Company's sole responsibility is to its Client and this document does not exonerate parties to a transaction from exercising all their rights and obligations under the transaction documents. This document cannot be reproduced except in full, without prior written approval of the Company. Any unauthorized alteration, forgery or falsification of the content or appearance of this document is unlawful and offenders may be prosecuted to the fullest extent of the law. Unless otherwise stated the results shown in this test report refer only to the sample(s) tested and such sample(s) are retained for 30 days only.

Attention: To check the authenticity of testing /inspection report & certificate, please contact us at telephone: (86-755) 8307 1443, or email: CN.Doccheck@sgs.com
 No.198 Kezhu Road, Sciencetech Park, Guangzhou Economic & Technology Development District, Guangzhou, China 510663 t (86-20) 82155555 f (86-20) 82075058 www.sgs.com.cn
 中国·广州·经济技术开发区科学城科珠路198号 邮编: 510663 t (86-20) 82155555 f (86-20) 82075058 sgs.china@sgs.com

Mode:a; Polarization:Horizontal



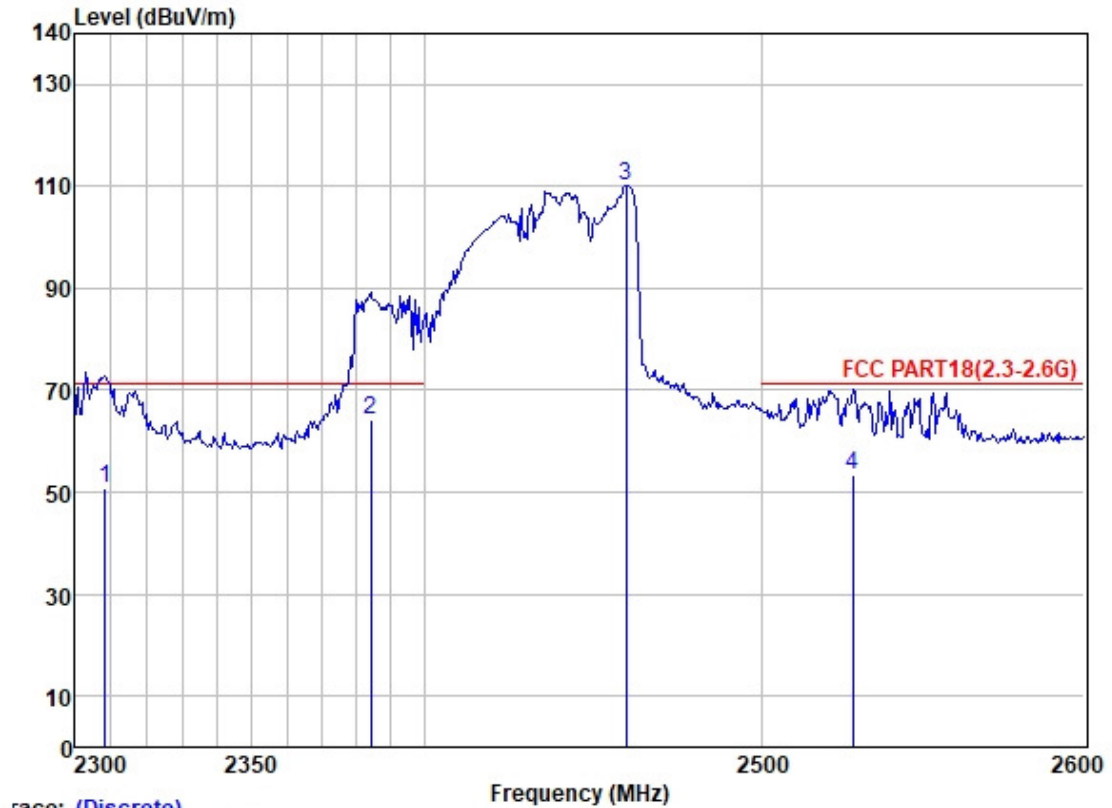
Trace: (Discrete)

Trace	Freq	Level	ReadAntenna	Cable	Preamp	Limit	Over	Pol/Phase	Remark
	MHz	dBuV	Factor	Loss	Factor	Line	Limit		
			dB/m	dB	dB	dBuV/m	dBuV/m	dB	
1	7383.789	47.11	36.17	6.19	36.77	52.70	71.24	-18.54	HORIZONTAL Average



Unless otherwise agreed in writing, this document is issued by the Company subject to its General Conditions of Service printed overleaf, available on request or accessible at <http://www.sgs.com/en/Terms-and-Conditions.aspx> and, for electronic format documents, subject to Terms and Conditions for Electronic Documents at <http://www.sgs.com/en/Terms-and-Conditions/Terms-e-Document.aspx>. Attention is drawn to the limitation of liability, indemnification and jurisdiction issues defined therein. Any holder of this document is advised that information contained hereon reflects the Company's findings at the time of its intervention only and within the limits of Client's instructions, if any. The Company's sole responsibility is to its Client and this document does not exonerate parties to a transaction from exercising all their rights and obligations under the transaction documents. This document cannot be reproduced except in full, without prior written approval of the Company. Any unauthorized alteration, forgery or falsification of the content or appearance of this document is unlawful and offenders may be prosecuted to the fullest extent of the law. Unless otherwise stated the results shown in this test report refer only to the sample(s) tested and such sample(s) are retained for 30 days only.

Mode:a; Polarization:Vertical



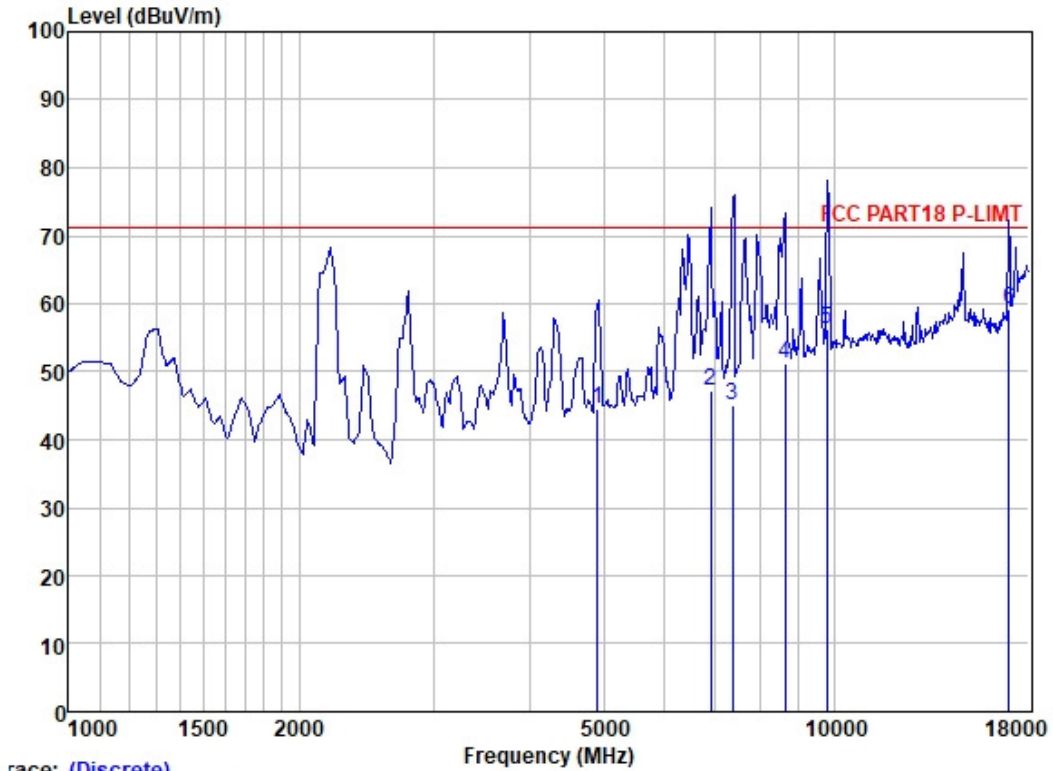
Trace: (Discrete)

	Read Freq	Antenna Level	Cable Loss	Preamp Factor	Limit Line	Over Limit	Pol/Phase	Remark
	MHz	dBuV	dB/m	dB	dBuV/m	dBuV/m	dB	
1	2308.475	20.23	27.13	3.31	0.00	50.67	71.24	-20.57 VERTICAL Average
2	2384.124	33.29	27.33	3.48	0.00	64.10	71.24	-7.14 VERTICAL Average
3	2459.234	79.29	27.44	3.45	0.00	110.18	-----	VERTICAL Peak
4	2527.708	22.28	27.53	3.43	0.00	53.24	71.24	-18.00 VERTICAL Average



Unless otherwise agreed in writing, this document is issued by the Company subject to its General Conditions of Service printed overleaf, available on request or accessible at <http://www.sgs.com/en/Terms-and-Conditions.aspx> and, for electronic format documents, subject to Terms and Conditions for Electronic Documents at <http://www.sgs.com/en/Terms-and-Conditions/Terms-e-Document.aspx>. Attention is drawn to the limitation of liability, indemnification and jurisdiction issues defined therein. Any holder of this document is advised that information contained hereon reflects the Company's findings at the time of its intervention only and within the limits of Client's instructions, if any. The Company's sole responsibility is to its Client and this document does not exonerate parties to a transaction from exercising all their rights and obligations under the transaction documents. This document cannot be reproduced except in full, without prior written approval of the Company. Any unauthorized alteration, forgery or falsification of the content or appearance of this document is unlawful and offenders may be prosecuted to the fullest extent of the law. Unless otherwise stated the results shown in this test report refer only to the sample(s) tested and such sample(s) are retained for 30 days only.

Mode:a; Polarization:Vertical



Trace: (Discrete)

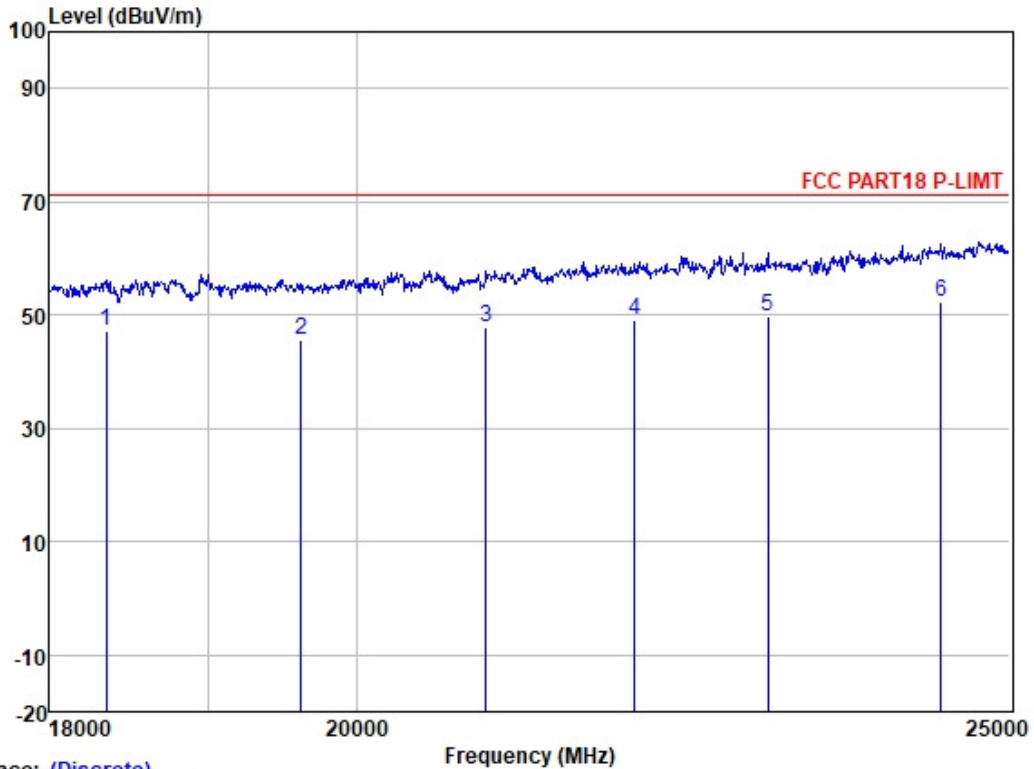
	ReadAntenna	Cable	Preamp	Limit	Over				
Freq	Level	Factor	Loss	Factor	Level	Line	Limit	Pol/Phase	Remark
MHz	dBuV	dB/m	dB	dB	dBuV/m	dBuV/m	dB		
1	4912.490	43.79	31.60	5.58	36.50	44.47	71.24	-26.77	VERTICAL Average
2	6894.806	43.23	34.85	5.81	36.69	47.20	71.24	-24.04	VERTICAL Average
3	7365.609	39.48	36.12	6.17	36.76	45.01	71.24	-26.23	VERTICAL Average
4	8638.399	43.74	37.26	6.92	36.67	51.25	71.24	-19.99	VERTICAL Average
5	9781.603	46.99	38.53	7.01	36.33	56.20	71.24	-15.04	VERTICAL Average
6	16939.940	44.18	41.45	9.39	35.80	59.22	71.24	-12.02	VERTICAL Average



Unless otherwise agreed in writing, this document is issued by the Company subject to its General Conditions of Service printed overleaf, available on request or accessible at <http://www.sgs.com/en/Terms-and-Conditions.aspx> and, for electronic format documents, subject to Terms and Conditions for Electronic Documents at <http://www.sgs.com/en/Terms-and-Conditions/Terms-e-Document.aspx>. Attention is drawn to the limitation of liability, indemnification and jurisdiction issues defined therein. Any holder of this document is advised that information contained hereon reflects the Company's findings at the time of its intervention only and within the limits of Client's instructions, if any. The Company's sole responsibility is to its Client and this document does not exonerate parties to a transaction from exercising all their rights and obligations under the transaction documents. This document cannot be reproduced except in full, without prior written approval of the Company. Any unauthorized alteration, forgery or falsification of the content or appearance of this document is unlawful and offenders may be prosecuted to the fullest extent of the law. Unless otherwise stated the results shown in this test report refer only to the sample(s) tested and such sample(s) are retained for 30 days only.

Attention: To check the authenticity of testing /inspection report & certificate, please contact us at telephone: (86-755) 8307 1443, or email: CN.Doccheck@sgs.com
 No.198 Kezhu Road, Sciencetech Park, Guangzhou Economic & Technology Development District, Guangzhou, China 510663 t (86-20) 82155555 f (86-20) 82075058 www.sgs.com.cn
 中国·广州·经济技术开发区科学城科珠路198号 邮编: 510663 t (86-20) 82155555 f (86-20) 82075058 sgs.china@sgs.com

Mode:a; Polarization:Vertical



Trace: (Discrete)

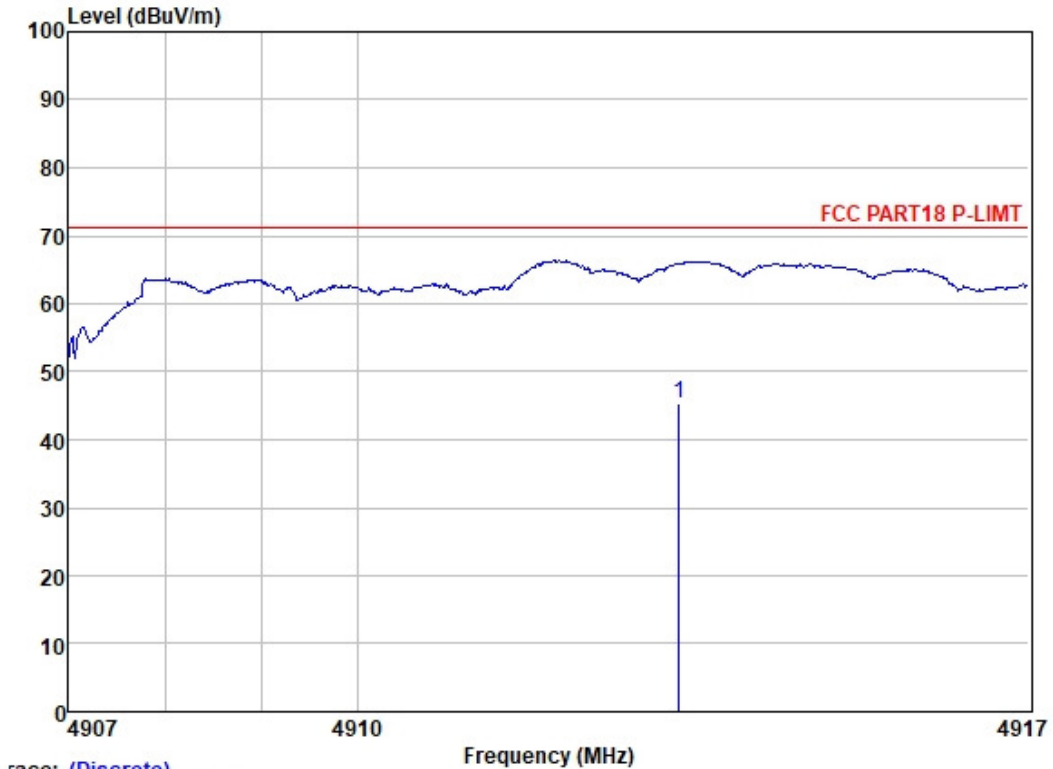
	ReadAntenna	Cable	Preamp	Limit	Over					
Freq	Level	Factor	Loss	Factor	Level	Line	Limit	Pol/Phase	Remark	
MHz	dBuV	dB/m	dB	dB	dBuV/m	dBuV/m	dB			
1	18352.270	28.34	37.93	16.61	35.60	47.28	71.24	-23.96	VERTICAL	Average
2	19617.850	26.09	38.00	17.18	35.60	45.67	71.24	-25.57	VERTICAL	Average
3	20895.060	27.36	37.91	17.96	35.47	47.76	71.24	-23.48	VERTICAL	Average
4	21986.550	27.51	38.20	18.60	35.30	49.01	71.24	-22.23	VERTICAL	Average
5	23013.770	26.78	39.60	19.21	35.75	49.84	71.24	-21.40	VERTICAL	Average
6	24415.630	28.36	39.48	20.69	36.12	52.41	71.24	-18.83	VERTICAL	Average



Unless otherwise agreed in writing, this document is issued by the Company subject to its General Conditions of Service printed overleaf, available on request or accessible at <http://www.sgs.com/en/Terms-and-Conditions.aspx> and, for electronic format documents, subject to Terms and Conditions for Electronic Documents at <http://www.sgs.com/en/Terms-and-Conditions/Terms-e-Document.aspx>. Attention is drawn to the limitation of liability, indemnification and jurisdiction issues defined therein. Any holder of this document is advised that information contained hereon reflects the Company's findings at the time of its intervention only and within the limits of Client's instructions, if any. The Company's sole responsibility is to its Client and this document does not exonerate parties to a transaction from exercising all their rights and obligations under the transaction documents. This document cannot be reproduced except in full, without prior written approval of the Company. Any unauthorized alteration, forgery or falsification of the content or appearance of this document is unlawful and offenders may be prosecuted to the fullest extent of the law. Unless otherwise stated the results shown in this test report refer only to the sample(s) tested and such sample(s) are retained for 30 days only.

Attention: To check the authenticity of testing /inspection report & certificate, please contact us at telephone: (86-755) 8307 1443, or email: CN.Doccheck@sgs.com

Mode:a; Polarization:Vertical



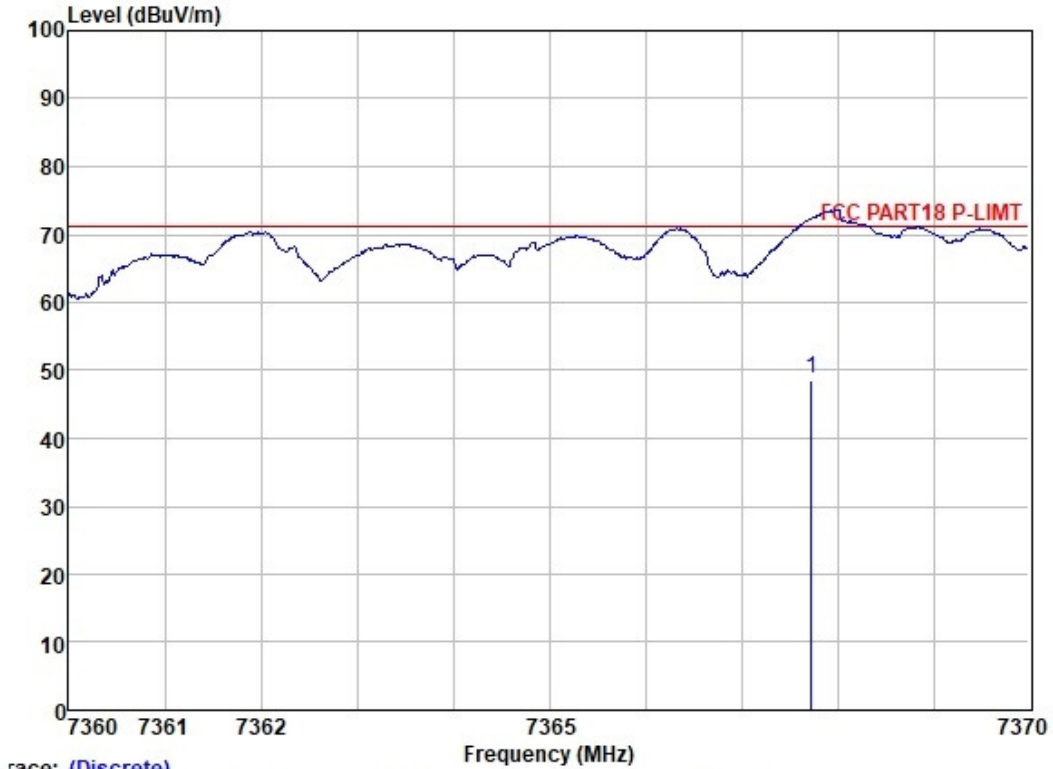
Trace: (Discrete)

Trace	Freq	Level	ReadAntenna	Cable	Preamp	Limit	Over	Pol/Phase	Remark
	MHz	dBuV	Factor	Loss	Factor	Line	Limit		
			dB/m	dB	dB	dBuV/m	dBuV/m	dB	
1	4913.352	44.74	31.60	5.58	36.50	45.42	71.24	-25.82	VERTICAL Average



Unless otherwise agreed in writing, this document is issued by the Company subject to its General Conditions of Service printed overleaf, available on request or accessible at <http://www.sgs.com/en/Terms-and-Conditions.aspx> and, for electronic format documents, subject to Terms and Conditions for Electronic Documents at <http://www.sgs.com/en/Terms-and-Conditions/Terms-e-Document.aspx>. Attention is drawn to the limitation of liability, indemnification and jurisdiction issues defined therein. Any holder of this document is advised that information contained hereon reflects the Company's findings at the time of its intervention only and within the limits of Client's instructions, if any. The Company's sole responsibility is to its Client and this document does not exonerate parties to a transaction from exercising all their rights and obligations under the transaction documents. This document cannot be reproduced except in full, without prior written approval of the Company. Any unauthorized alteration, forgery or falsification of the content or appearance of this document is unlawful and offenders may be prosecuted to the fullest extent of the law. Unless otherwise stated the results shown in this test report refer only to the sample(s) tested and such sample(s) are retained for 30 days only.

Mode:a; Polarization:Vertical



Trace: (Discrete)

Trace	Freq	Level	ReadAntenna	Cable	Preamp	Limit	Over	Pol/Phase	Remark
	MHz	dBuV	Factor	Loss	Factor	Line	Limit		
			dB/m	dB	dB	dBuV/m	dBuV/m	dB	
1	7367.010	43.27	36.12	6.17	36.76	48.80	71.24	-22.44	VERTICAL Average



Unless otherwise agreed in writing, this document is issued by the Company subject to its General Conditions of Service printed overleaf, available on request or accessible at <http://www.sgs.com/en/Terms-and-Conditions.aspx> and, for electronic format documents, subject to Terms and Conditions for Electronic Documents at <http://www.sgs.com/en/Terms-and-Conditions/Terms-e-Document.aspx>. Attention is drawn to the limitation of liability, indemnification and jurisdiction issues defined therein. Any holder of this document is advised that information contained hereon reflects the Company's findings at the time of its intervention only and within the limits of Client's instructions, if any. The Company's sole responsibility is to its Client and this document does not exonerate parties to a transaction from exercising all their rights and obligations under the transaction documents. This document cannot be reproduced except in full, without prior written approval of the Company. Any unauthorized alteration, forgery or falsification of the content or appearance of this document is unlawful and offenders may be prosecuted to the fullest extent of the law. Unless otherwise stated the results shown in this test report refer only to the sample(s) tested and such sample(s) are retained for 30 days only.

6.7 Radiated Emissions (Magnetic field Strength) (9kHz-30MHz)

Test Requirement: 47 CFR Part 18
 Test Method: FCC OST/MP-5:1986
 Frequency Range: 9kHz to 30MHz
 Measurement Distance: 10m
 Detector: Peak for pre-scan, Average for the final result
 (200Hz Resolution Bandwidth for 9kHz to 150kHz;
 9kHz Resolution Bandwidth for 150kHz to 30MHz)
 Limit: (a) ISM equipment operation on a frequency specified in §18.301 is permitted unlimited radiated energy in the band specified for that frequency.
 (b) The field strength levels of emissions which lie outside the bands specified in §18.301, unless otherwise indicated, shall not exceed the following:

RF Power generated by equipment(watts)	Field strength Limit(uV/m) @300m
Below 500	25
500 or more	25*SQRT(power/500)

Power =1063.5 W according to clause 6.2.2

Limit=20lg(25*SQRT(power/500))+20lg(300/10)=31.24+29.54=60.78dBuV/m @ 10m distance.

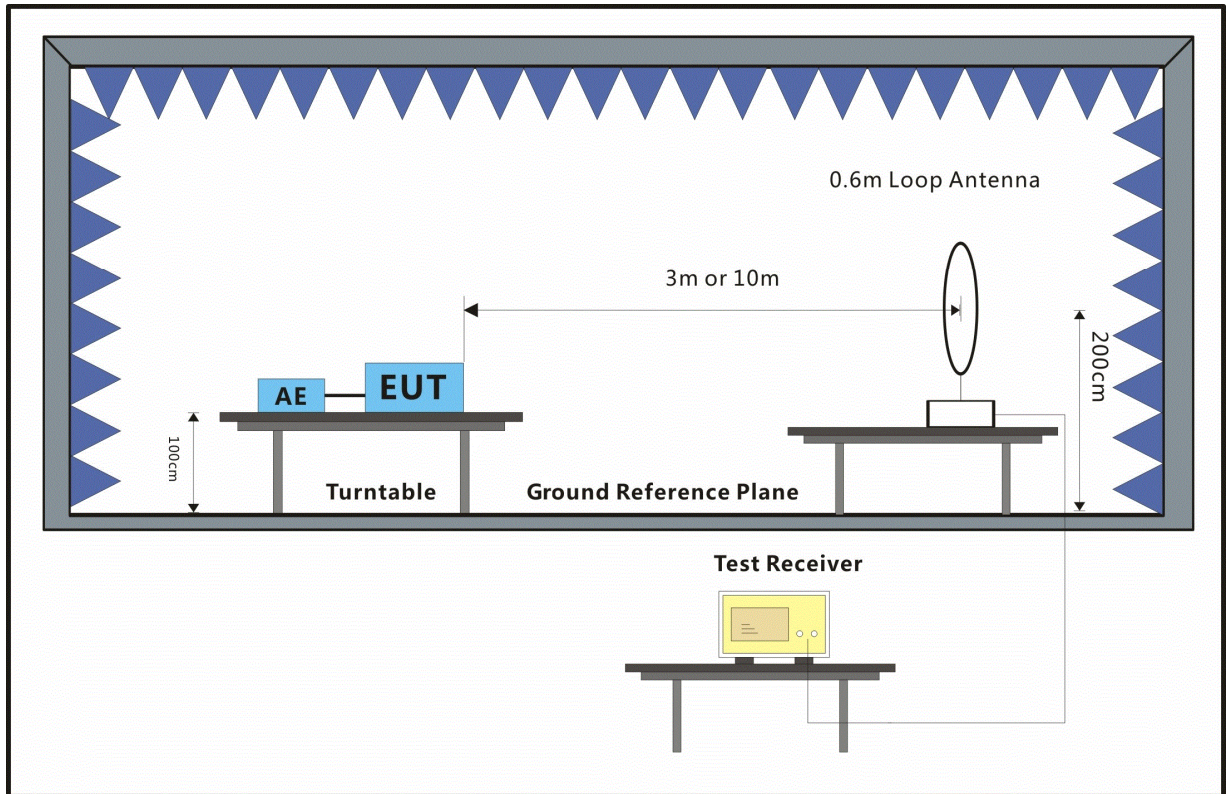
6.7.1 E.U.T. Operation

Operating Environment:
 Temperature: 24.3 °C Humidity: 69.3 % RH Atmospheric Pressure: 1020 mbar
 Test mode a: Test the EUT in microwave mode with maximum power.
 b: Test the EUT in microwave mode with middle power.
 c: Test the EUT in microwave mode with lowest power.
 Worst mode a: Test the EUT in microwave mode with maximum power.



Unless otherwise agreed in writing, this document is issued by the Company subject to its General Conditions of Service printed overleaf, available on request or accessible at <http://www.sgs.com/en/Terms-and-Conditions.aspx> and, for electronic format documents, subject to Terms and Conditions for Electronic Documents at <http://www.sgs.com/en/Terms-and-Conditions/Terms-e-Document.aspx>. Attention is drawn to the limitation of liability, indemnification and jurisdiction issues defined therein. Any holder of this document is advised that information contained hereon reflects the Company's findings at the time of its intervention only and within the limits of Client's instructions, if any. The Company's sole responsibility is to its Client and this document does not exonerate parties to a transaction from exercising all their rights and obligations under the transaction documents. This document cannot be reproduced except in full, without prior written approval of the Company. Any unauthorized alteration, forgery or falsification of the content or appearance of this document is unlawful and offenders may be prosecuted to the fullest extent of the law. Unless otherwise stated the results shown in this test report refer only to the sample(s) tested and such sample(s) are retained for 30 days only.
Attention: To check the authenticity of testing /inspection report & certificate, please contact us at telephone: (86-755) 8307 1443, or email: CN.Doccheck@sgs.com

6.7.2 Test Setup Diagram



6.7.3 Measurement Data

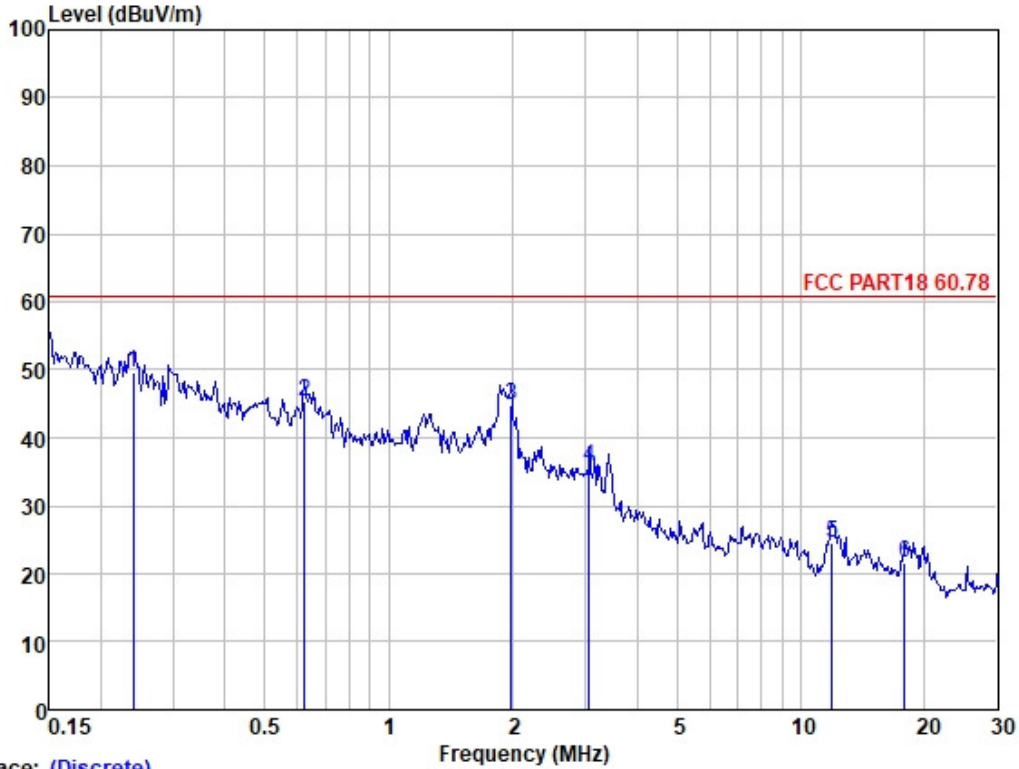
An initial pre-scan was performed in the chamber using the spectrum analyser in peak detection mode. Quasi-peak measurements were conducted based on the peak sweep graph. The EUT was measured by BiConiLog antenna with 2 orthogonal polarities.

Level=Read Level + Antenna Factor + Cable Loss - Preamp Factor



Unless otherwise agreed in writing, this document is issued by the Company subject to its General Conditions of Service printed overleaf, available on request or accessible at <http://www.sgs.com/en/Terms-and-Conditions.aspx> and, for electronic format documents, subject to Terms and Conditions for Electronic Documents at <http://www.sgs.com/en/Terms-and-Conditions/Terms-e-Document.aspx>. Attention is drawn to the limitation of liability, indemnification and jurisdiction issues defined therein. Any holder of this document is advised that information contained hereon reflects the Company's findings at the time of its intervention only and within the limits of Client's instructions, if any. The Company's sole responsibility is to its Client and this document does not exonerate parties to a transaction from exercising all their rights and obligations under the transaction documents. This document cannot be reproduced except in full, without prior written approval of the Company. Any unauthorized alteration, forgery or falsification of the content or appearance of this document is unlawful and offenders may be prosecuted to the fullest extent of the law. Unless otherwise stated the results shown in this test report refer only to the sample(s) tested and such sample(s) are retained for 30 days only.

Mode:a; Polarization:Horizontal



Trace: (Discrete)

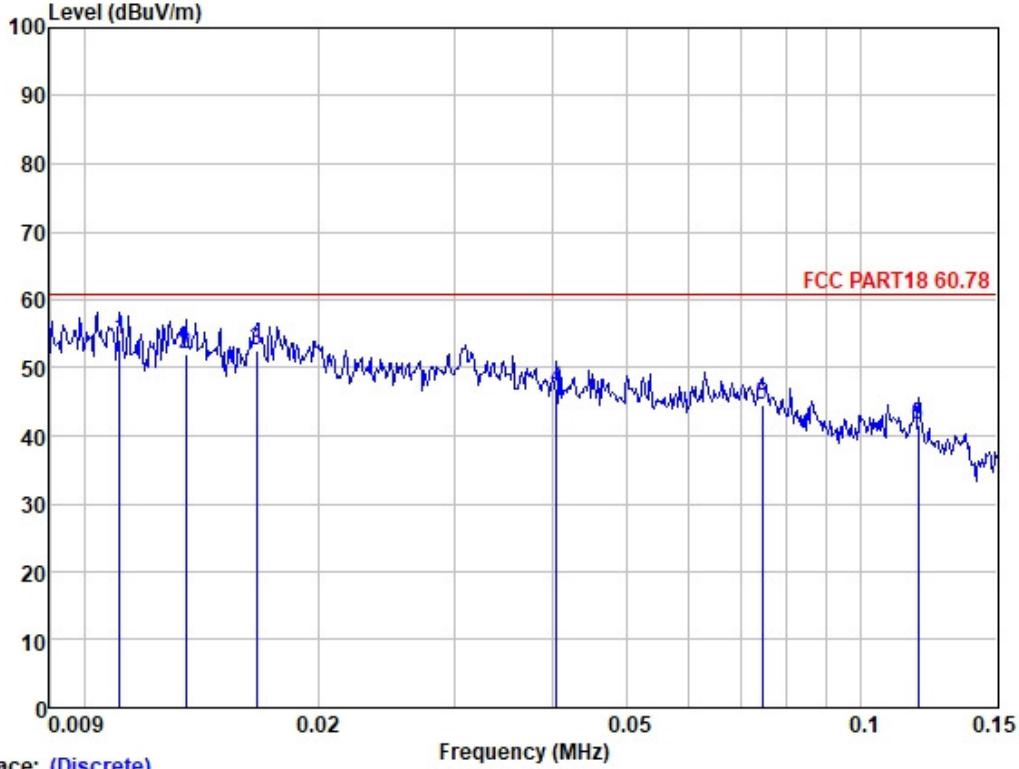
	ReadAntenna	Cable	Preamp		Limit	Over			
Freq	Level	Factor	Loss	Factor	Level	Line	Limit	Pol/Phase	Remark
MHz	dBuV	dB/m	dB	dB	dBuV/m	dBuV/m	dB		
1	0.239	66.79	12.31	0.08	29.48	49.70	60.78	-11.08	HORIZONTAL Average
2	0.624	62.44	12.16	0.10	29.34	45.36	60.78	-15.42	HORIZONTAL Average
3	1.980	61.48	12.60	0.10	29.29	44.89	60.78	-15.89	HORIZONTAL Average
4	3.058	52.78	11.99	0.20	29.27	35.70	60.78	-25.08	HORIZONTAL Average
5	11.933	42.53	10.63	0.40	29.05	24.51	60.78	-36.27	HORIZONTAL Average
6	17.849	39.83	10.37	0.40	28.96	21.64	60.78	-39.14	HORIZONTAL Average



Unless otherwise agreed in writing, this document is issued by the Company subject to its General Conditions of Service printed overleaf, available on request or accessible at <http://www.sgs.com/en/Terms-and-Conditions.aspx> and, for electronic format documents, subject to Terms and Conditions for Electronic Documents at <http://www.sgs.com/en/Terms-and-Conditions/Terms-e-Documents.aspx>. Attention is drawn to the limitation of liability, indemnification and jurisdiction issues defined therein. Any holder of this document is advised that information contained hereon reflects the Company's findings at the time of its intervention only and within the limits of Client's instructions, if any. The Company's sole responsibility is to its Client and this document does not exonerate parties to a transaction from exercising all their rights and obligations under the transaction documents. This document cannot be reproduced except in full, without prior written approval of the Company. Any unauthorized alteration, forgery or falsification of the content or appearance of this document is unlawful and offenders may be prosecuted to the fullest extent of the law. Unless otherwise stated the results shown in this test report refer only to the sample(s) tested and such sample(s) are retained for 30 days only.

Attention: To check the authenticity of testing /inspection report & certificate, please contact us at telephone: (86-755) 8307 1443, or email: CN.Doccheck@sgs.com

Mode:a; Polarization:Horizontal



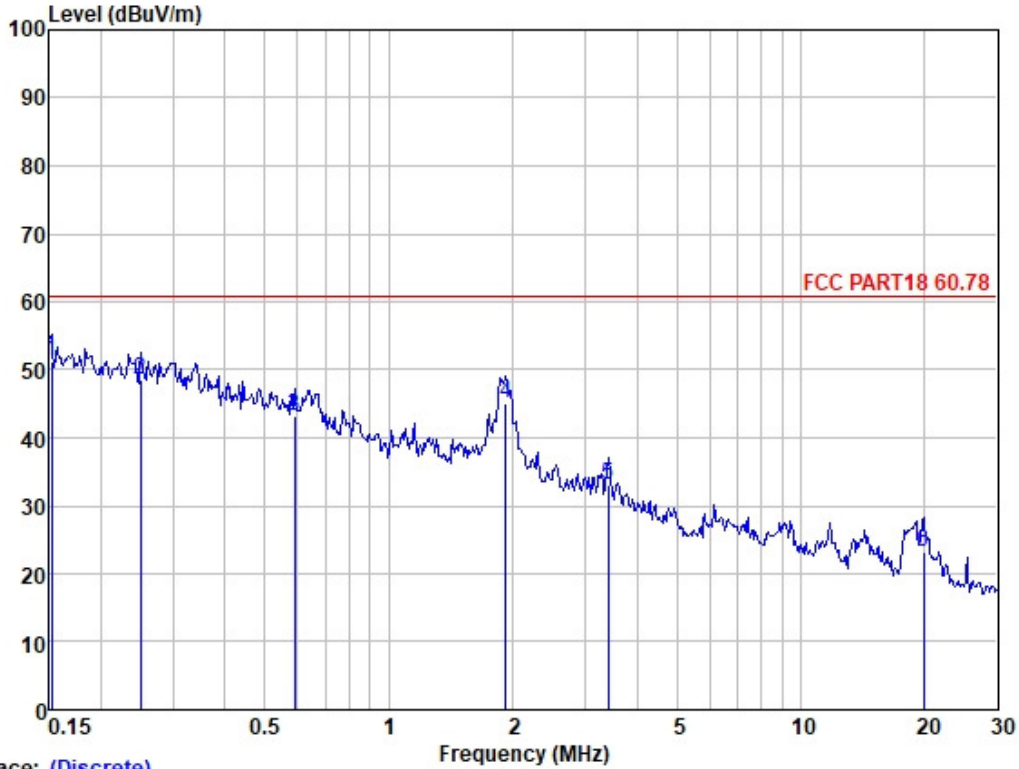
Trace: (Discrete)

	ReadAntenna	Cable	Preamp	Limit	Over				
Freq	Level	Factor	Loss	Factor	Level	Line	Limit	Pol/Phase	Remark
MHz	dBuV	dB/m	dB	dB	dBuV/m	dBuV/m	dB		
1	0.011	62.44	21.14	0.00	29.50	54.08	60.78	-6.70	HORIZONTAL Average
2	0.013	61.95	19.66	0.00	29.49	52.12	60.78	-8.66	HORIZONTAL Average
3	0.017	64.87	17.10	0.00	29.49	52.48	60.78	-8.30	HORIZONTAL Average
4	0.041	63.53	12.95	0.00	29.44	47.04	60.78	-13.74	HORIZONTAL Average
5	0.075	61.53	12.40	0.00	29.42	44.51	60.78	-16.27	HORIZONTAL Average
6	0.118	58.76	12.40	0.00	29.43	41.73	60.78	-19.05	HORIZONTAL Average



Unless otherwise agreed in writing, this document is issued by the Company subject to its General Conditions of Service printed overleaf, available on request or accessible at <http://www.sgs.com/en/Terms-and-Conditions.aspx> and, for electronic format documents, subject to Terms and Conditions for Electronic Documents at <http://www.sgs.com/en/Terms-and-Conditions/Terms-e-Documents.aspx>. Attention is drawn to the limitation of liability, indemnification and jurisdiction issues defined therein. Any holder of this document is advised that information contained hereon reflects the Company's findings at the time of its intervention only and within the limits of Client's instructions, if any. The Company's sole responsibility is to its Client and this document does not exonerate parties to a transaction from exercising all their rights and obligations under the transaction documents. This document cannot be reproduced except in full, without prior written approval of the Company. Any unauthorized alteration, forgery or falsification of the content or appearance of this document is unlawful and offenders may be prosecuted to the fullest extent of the law. Unless otherwise stated the results shown in this test report refer only to the sample(s) tested and such sample(s) are retained for 30 days only.

Mode:a; Polarization:Vertical



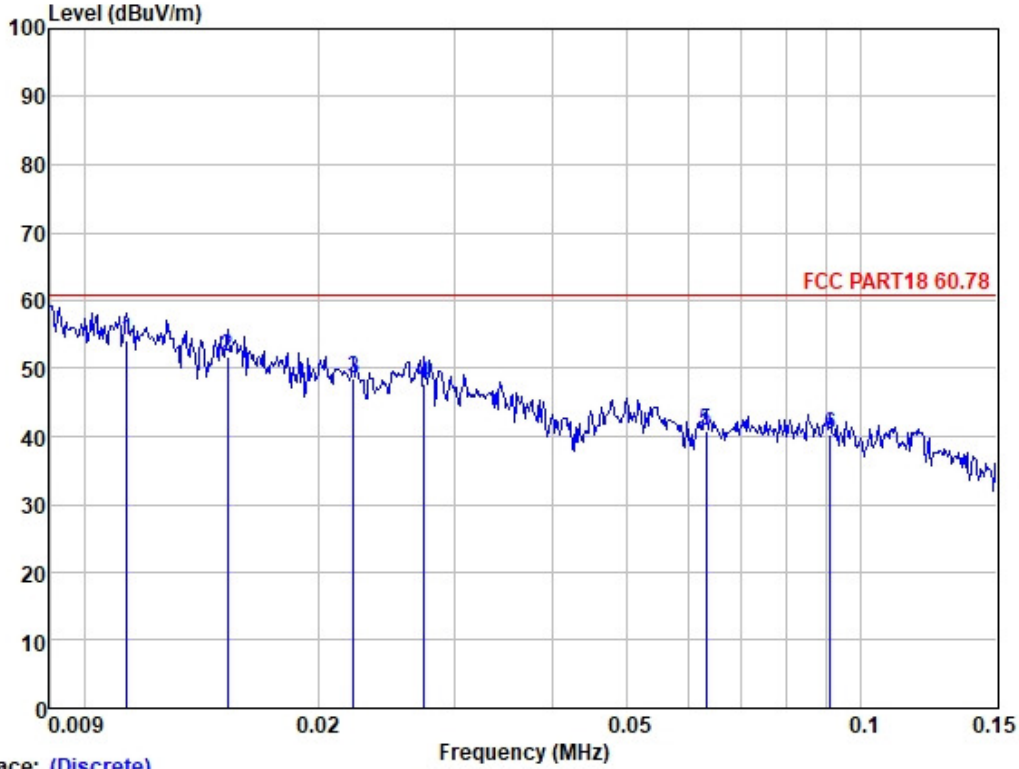
Trace: (Discrete)

	ReadAntenna	Cable	Preamp	Limit	Over				
Freq	Level	Factor	Loss	Factor	Level	Line	Limit	Pol/Phase	Remark
MHz	dBuV	dB/m	dB	dB	dBuV/m	dBuV/m	dB		
1	0.152	68.14	12.40	0.00	29.47	51.07	60.78	-9.71	VERTICAL Average
2	0.249	65.55	12.30	0.10	29.48	48.47	60.78	-12.31	VERTICAL Average
3	0.592	60.25	12.14	0.10	29.34	43.15	60.78	-17.63	VERTICAL Average
4	1.918	61.58	12.59	0.10	29.29	44.98	60.78	-15.80	VERTICAL Average
5	3.399	50.22	11.88	0.20	29.25	33.05	60.78	-27.73	VERTICAL Average
6	19.845	41.27	10.30	0.50	28.94	23.13	60.78	-37.65	VERTICAL Average



Unless otherwise agreed in writing, this document is issued by the Company subject to its General Conditions of Service printed overleaf, available on request or accessible at <http://www.sgs.com/en/Terms-and-Conditions.aspx> and, for electronic format documents, subject to Terms and Conditions for Electronic Documents at <http://www.sgs.com/en/Terms-and-Conditions/Terms-e-Documents.aspx>. Attention is drawn to the limitation of liability, indemnification and jurisdiction issues defined therein. Any holder of this document is advised that information contained hereon reflects the Company's findings at the time of its intervention only and within the limits of Client's instructions, if any. The Company's sole responsibility is to its Client and this document does not exonerate parties to a transaction from exercising all their rights and obligations under the transaction documents. This document cannot be reproduced except in full, without prior written approval of the Company. Any unauthorized alteration, forgery or falsification of the content or appearance of this document is unlawful and offenders may be prosecuted to the fullest extent of the law. Unless otherwise stated the results shown in this test report refer only to the sample(s) tested and such sample(s) are retained for 30 days only.

Mode:a; Polarization:Vertical



Trace: (Discrete)

	ReadAntenna	Cable	Preamp	Limit	Over				
Freq	Level	Factor	Loss	Factor	Level	Line	Limit	Pol/Phase	Remark
MHz	dBuV	dB/m	dB	dB	dBuV/m	dBuV/m	dB		
1	0.011	62.53	21.06	0.00	29.50	54.09	60.78	-6.69	VERTICAL Average
2	0.015	63.24	17.85	0.00	29.49	51.60	60.78	-9.18	VERTICAL Average
3	0.022	62.13	15.98	0.00	29.48	48.63	60.78	-12.15	VERTICAL Average
4	0.027	61.83	15.32	0.00	29.47	47.68	60.78	-13.10	VERTICAL Average
5	0.063	57.71	12.44	0.00	29.43	40.72	60.78	-20.06	VERTICAL Average
6	0.091	57.26	12.40	0.00	29.42	40.24	60.78	-20.54	VERTICAL Average

--End of Report--



Unless otherwise agreed in writing, this document is issued by the Company subject to its General Conditions of Service printed overleaf, available on request or accessible at <http://www.sgs.com/en/Terms-and-Conditions.aspx> and, for electronic format documents, subject to Terms and Conditions for Electronic Documents at <http://www.sgs.com/en/Terms-and-Conditions/Terms-e-Documents.aspx>. Attention is drawn to the limitation of liability, indemnification and jurisdiction issues defined therein. Any holder of this document is advised that information contained hereon reflects the Company's findings at the time of its intervention only and within the limits of Client's instructions, if any. The Company's sole responsibility is to its Client and this document does not exonerate parties to a transaction from exercising all their rights and obligations under the transaction documents. This document cannot be reproduced except in full, without prior written approval of the Company. Any unauthorized alteration, forgery or falsification of the content or appearance of this document is unlawful and offenders may be prosecuted to the fullest extent of the law. Unless otherwise stated the results shown in this test report refer only to the sample(s) tested and such sample(s) are retained for 30 days only.