

# TEST REPORT

**Application No.:** GZEM2401000102HS  
**Applicant:** Guangdong Galanz Enterprises Co., Ltd.  
**Address of Applicant:** 25 Ronggui Nan Road, Shunde, Foshan, Guangdong, China  
**Manufacturer:** Guangdong Galanz Microwave Electrical Appliances Manufacturing Co., Ltd.  
**Address of Manufacturer:** 3 Xingpu Avenue, Huangpu, Zhongshan, Guangdong, China.  
**Factory:** 1. Guangdong Galanz Microwave Electrical Appliances Manufacturing Co., Ltd.  
2. Guangdong Galanz Microwave Oven and Electrical Appliances Manufacturing Co., Ltd.  
**Address of Factory:** 1. 3 Xingpu Avenue, Huangpu, Zhongshan, Guangdong, China.  
2. 25 Ronggui Nan Road, Shunde, Foshan, Guangdong, China  
**Product Name:** Microwave oven  
**Model No.:** P70B20CP-SU(L2), P70B20(X)-(Y), P70B20(X)-(Y)(L2), WMCS3018RB, WMCS3018RW, GLCMKA07BER-07A, GLCMKA07BER-07, GLCMKA07CMR-07, GLCMKA07YWR-07, GLCMKA07RDR-07, GLCMKA07\*\*R-07(\*\*may be A - Z,a-z,0-9 or blank), NS-MW07WH0, NS-MW07BK0, NS-MW07XXXX(X may be A - Z,a-z,0-9 or blank)  
Variable (X) may be L, P, SL, SP, TL, TP, AL, AP, ASL, ASP, ATL, ATP, EL, EP, ESL, ESP, ETL, ETP, CP, CSP, CTP.  
Variable (Y) may compose by one to five characters from A to Z and/or numbers from 0 to 9. It represents the differences of the appearance. ♣  
\* Please refer to section 2 of this report which indicates which item was actually tested and which were electrically identical.  
**Trade Mark:** GALANZ, Whirlpool  
**Standard(s) :** 47 CFR Part 18  
**Date of Receipt:** 2024-01-04  
**Date of Test:** 2024-01-06 to 2024-01-10  
**Date of Issue:** 2024-01-23

|                     |              |
|---------------------|--------------|
| <b>Test Result:</b> | <b>Pass*</b> |
|---------------------|--------------|

\* In the configuration tested, the EUT complied with the standards specified above.

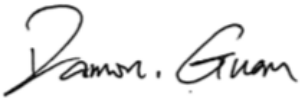
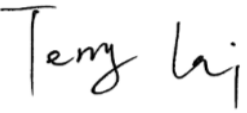
Ricky Liu  
Manager



Unless otherwise agreed in writing, this document is issued by the Company subject to its General Conditions of Service printed overleaf, available on request or accessible at <https://www.sgs.com/en/Terms-and-Conditions>. Attention is drawn to the limitation of liability, indemnification and jurisdiction issues defined therein. Any holder of this document is advised that information contained hereon reflects the Company's findings at the time of its intervention only and within the limits of Client's instructions, if any. The Company's sole responsibility is to its Client and this document does not exonerate parties to a transaction from exercising all their rights and obligations under the transaction documents. This document cannot be reproduced except in full, without prior written approval of the Company. Any unauthorized alteration, forgery or falsification of the content or appearance of this document is unlawful and offenders may be prosecuted to the fullest extent of the law. Unless otherwise stated the results shown in this test report refer only to the sample(s) tested and such sample(s) are retained for 30 days only.

Attention: To check the authenticity of testing /inspection report & certificate, please contact us at telephone: (86-755) 8307 1443, or email: [CN.Doccheck@sgs.com](mailto:CN.Doccheck@sgs.com)

| Revision Record |                  |            |          |
|-----------------|------------------|------------|----------|
| Version         | Report No.       | Date       | Remark   |
| 01              | GZEM240100010202 | 2024-01-23 | Original |
|                 |                  |            |          |
|                 |                  |            |          |

|                                 |  |   |  |
|---------------------------------|--|---|--|
| <b>Authorized for issue by:</b> |  |   |  |
|                                 |  |  |  |
|                                 |  | <hr/> <b>Damon Guan/Project Engineer</b>  |  |
|                                 |  |  |  |
|                                 |  | <hr/> <b>Terry Lai/Reviewer</b>   |  |



Unless otherwise agreed in writing, this document is issued by the Company subject to its General Conditions of Service printed overleaf, available on request or accessible at <https://www.sgs.com/en/Terms-and-Conditions>. Attention is drawn to the limitation of liability, indemnification and jurisdiction issues defined therein. Any holder of this document is advised that information contained hereon reflects the Company's findings at the time of its intervention only and within the limits of Client's instructions, if any. The Company's sole responsibility is to its Client and this document does not exonerate parties to a transaction from exercising all their rights and obligations under the transaction documents. This document cannot be reproduced except in full, without prior written approval of the Company. Any unauthorized alteration, forgery or falsification of the content or appearance of this document is unlawful and offenders may be prosecuted to the fullest extent of the law. Unless otherwise stated the results shown in this test report refer only to the sample(s) tested and such sample(s) are retained for 30 days only.

Attention: To check the authenticity of testing /inspection report & certificate, please contact us at telephone: (86-755) 8307 1443, or email: [CN.Doccheck@sgs.com](mailto:CN.Doccheck@sgs.com)

## 2 Test Summary

| Emission Part  |                |                   |                              |        |
|--|----------------|-------------------|------------------------------|--------|
| Item   | Standard       | Method            | Requirement                  | Result |
| Conducted Emissions at Mains Terminals (150kHz-30MHz)    | 47 CFR Part 18 | FCC/OST MP-5:1986 | 18.307                       | Pass   |
| Radiated Emissions (Magnetic field Strength)(9kHz-30MHz) |                | FCC/OST MP-5:1986 | 18.305(b)                    | Pass   |
| Radiated Emissions (30MHz-1GHz)                          |                | FCC/OST MP-5:1986 | 18.305(b)                    | Pass   |
| Radiated Emissions (above 1GHz)                          |                | FCC/OST MP-5:1986 | 18.305(c)                    | Pass   |
| Output Power Measurement                                 |                | FCC OST/MP-5:1986 | FCC OST/MP-5:1986 Clause 4.3 | Pass   |
| Operating Frequency Measurement                          |                | FCC OST/MP-5:1986 | 18.301                       | Pass   |
| Radiation Hazard Test                                    |                | FCC OST/MP-5:1986 | 1 mW/cm <sup>2</sup>         | Pass   |

**Note:**

E.U.T./EUT means Equipment Under Test.

Pass means the test result passed the test standard requirement, please find the detailed decision rule in the report relative section.

**♣Declaration of EUT Family Grouping:**

**Model No.:**

P70B20CP-SU(L2), P70B20(X)-(Y), P70B20(X)-(Y)(L2), WMCS3018RB, WMCS3018RW, GLCMKA07BER-07A, GLCMKA07BER-07, GLCMKA07CMR-07, GLCMKA07YWR-07, GLCMKA07RDR-07, GLCMKA07\*\*R-07(\*\*may be A - Z,a-z,0-9 or blank), NS-MW07WH0, NS-MW07BK0, NS-MW07XXXXX(X may be A - Z,a-z,0-9 or blank)

Variable (X) may be L, P, SL, SP, TL, TP, AL, AP, ASL, ASP, ATL, ATP, EL, EP, ESL, ESP, ETL, ETP, CP, CSP, CTP.

Variable (Y) may compose by one to five characters from A to Z and/or numbers from 0 to 9. It represents the differences of the appearance.

According to the declaration from the applicant, the electrical circuit design, layout, components used and internal wiring were identical for all models, with only difference on the outer appearance and model name.

Therefore only one model P70B20CP-SU(L2) was tested in this report.



Unless otherwise agreed in writing, this document is issued by the Company subject to its General Conditions of Service printed overleaf, available on request or accessible at <https://www.sgs.com/en/Terms-and-Conditions>. Attention is drawn to the limitation of liability, indemnification and jurisdiction issues defined therein. Any holder of this document is advised that information contained hereon reflects the Company's findings at the time of its intervention only and within the limits of Client's instructions, if any. The Company's sole responsibility is to its Client and this document does not exonerate parties to a transaction from exercising all their rights and obligations under the transaction documents. This document cannot be reproduced except in full, without prior written approval of the Company. Any unauthorized alteration, forgery or falsification of the content or appearance of this document is unlawful and offenders may be prosecuted to the fullest extent of the law. Unless otherwise stated the results shown in this test report refer only to the sample(s) tested and such sample(s) are retained for 30 days only.

Attention: To check the authenticity of testing /inspection report & certificate, please contact us at telephone: (86-755) 8307 1443, or email: CN.Doccheck@sgs.com

### 3 Contents

|  | Page      |
|--|-----------|
| <b>1 Cover Page</b> .....  | <b>1</b>  |
| <b>2 Test Summary</b> .....  | <b>3</b>  |
| <b>3 Contents</b> .....  | <b>4</b>  |
| <b>4 General Information</b> .....                                 | <b>6</b>  |
| 4.1 Details of E.U.T. ....   | 6         |
| 4.2 Description of Support Units.....                              | 6         |
| 4.3 Measurement Uncertainty .....                                  | 6         |
| 4.4 Test Location .....  | 6         |
| 4.5 Test Facility .....  | 7         |
| 4.6 Deviation from Standards.....                                  | 7         |
| 4.7 Abnormalities from Standard Conditions .....                   | 7         |
| <b>5 Equipment List</b> .....                                      | <b>8</b>  |
| <b>6 Emission Test Results</b> .....                               | <b>10</b> |
| 6.1 Conducted Emissions at Mains Terminals (150kHz-30MHz) .....    | 10        |
| 6.1.1 E.U.T. Operation .....                                       | 10        |
| 6.1.2 Test Mode Description .....                                  | 10        |
| 6.1.3 Test Setup Diagram .....                                     | 10        |
| 6.1.4 Measurement Procedure and Data .....                         | 11        |
| 6.2 Radiated Emissions (Magnetic field Strength)(9kHz-30MHz) ..... | 13        |
| 6.2.1 E.U.T. Operation .....                                       | 13        |
| 6.2.2 Test Mode Description .....                                  | 13        |
| 6.2.3 Test Setup Diagram .....                                     | 13        |
| 6.2.4 Measurement Procedure and Data .....                         | 14        |
| 6.3 Radiated Emissions (30MHz-1GHz).....                           | 18        |
| 6.3.1 E.U.T. Operation .....                                       | 18        |
| 6.3.2 Test Mode Description .....                                  | 18        |
| 6.3.3 Test Setup Diagram .....                                     | 18        |
| 6.3.4 Measurement Procedure and Data .....                         | 19        |
| 6.4 Radiated Emissions (above 1GHz) .....                          | 21        |
| 6.4.1 E.U.T. Operation .....                                       | 21        |
| 6.4.2 Test Mode Description .....                                  | 21        |
| 6.4.3 Test Setup Diagram .....                                     | 21        |
| 6.4.4 Measurement Procedure and Data .....                         | 22        |
| 6.5 Output Power Measurement.....                                  | 32        |
| 6.5.1 E.U.T. Operation .....                                       | 32        |
| 6.5.2 Test Mode Description .....                                  | 32        |
| 6.5.3 Measurement Procedure and Data .....                         | 33        |
| 6.6 Operating Frequency Measurement.....                           | 34        |
| 6.6.1 Test Mode Description .....                                  | 35        |
| 6.6.2 Measurement Procedure and Data .....                         | 35        |
| 6.7 Radiation Hazard Test.....                                     | 37        |
| 6.7.1 E.U.T. Operation .....                                       | 37        |



Unless otherwise agreed in writing, this document is issued by the Company subject to its General Conditions of Service printed overleaf, available on request or accessible at <https://www.sgs.com/en/Terms-and-Conditions>. Attention is drawn to the limitation of liability, indemnification and jurisdiction issues defined therein. Any holder of this document is advised that information contained hereon reflects the Company's findings at the time of its intervention only and within the limits of Client's instructions, if any. The Company's sole responsibility is to its Client and this document does not exonerate parties to a transaction from exercising all their rights and obligations under the transaction documents. This document cannot be reproduced except in full, without prior written approval of the Company. Any unauthorized alteration, forgery or falsification of the content or appearance of this document is unlawful and offenders may be prosecuted to the fullest extent of the law. Unless otherwise stated the results shown in this test report refer only to the sample(s) tested and such sample(s) are retained for 30 days only.

Attention: To check the authenticity of testing /inspection report & certificate, please contact us at telephone: (86-755) 8307 1443, or email: CN.Doccheck@sgs.com

|          |  |           |
|----------|--|-----------|
| 6.7.2    | Test Mode Description .....                          | 37        |
| 6.7.3    | Measurement Procedure and Data .....                 | 37        |
| <b>7</b> | <b>Test Setup Photo.....</b>                         | <b>38</b> |
| <b>8</b> | <b>EUT Constructional Details (EUT Photos) .....</b> | <b>39</b> |



Unless otherwise agreed in writing, this document is issued by the Company subject to its General Conditions of Service printed overleaf, available on request or accessible at <https://www.sgs.com/en/Terms-and-Conditions>. Attention is drawn to the limitation of liability, indemnification and jurisdiction issues defined therein. Any holder of this document is advised that information contained hereon reflects the Company's findings at the time of its intervention only and within the limits of Client's instructions, if any. The Company's sole responsibility is to its Client and this document does not exonerate parties to a transaction from exercising all their rights and obligations under the transaction documents. This document cannot be reproduced except in full, without prior written approval of the Company. Any unauthorized alteration, forgery or falsification of the content or appearance of this document is unlawful and offenders may be prosecuted to the fullest extent of the law. Unless otherwise stated the results shown in this test report refer only to the sample(s) tested and such sample(s) are retained for 30 days only.

Attention: To check the authenticity of testing /inspection report & certificate, please contact us at telephone: (86-755) 8307 1443, or email: CN.Doccheck@sgs.com

## 4 General Information

### 4.1 Details of E.U.T.

Power supply: AC 120V, 60Hz  
 Test voltage: AC 120V  
 Microwave frequency: 2450MHz ± 50MHz  
 Cable(s): About 1.0m x 3 wires unshielded AC mains cable.

### 4.2 Description of Support Units

|   |
|---|
| 1000mL of water in the beaker for power output and frequency measurement.                       |
| One of 700 and the other of 300mL of water for second and third harmonic radiation measurement. |
| 700mL of water for all other measurement  |

### 4.3 Measurement Uncertainty

| Test Item   | Measurement Uncertainty                                       |
|---|---|
| Conducted Emissions at Mains Terminals (150kHz-30MHz)   | 2.76dB (150kHz to 30MHz)                                      |
| Radiated Emissions (30MHz-1GHz)   | 5.00dB (30MHz-1GHz):3m; 4.38dB (30MHz-1GHz):10m               |
| Radiated Emissions (above 1GHz)   | 5.12dB (1GHz-6GHz); 5.38dB (6GHz-18GHz); 5.61dB (18GHz-40GHz) |
| Remark:<br>The $U_{lab}$ (lab Uncertainty) is less than $U_{CISPR}$ (CISPR Uncertainty), so the test results<br>– compliance is deemed to occur if no measured disturbance level exceeds the disturbance limit;<br>– non-compliance is deemed to occur if any measured disturbance level exceeds the disturbance limit. |   |

### 4.4 Test Location

All tests were performed at:  
 SGS-CSTC Standards Technical Services Co., Ltd., Guangzhou Branch EMC Laboratory,  
 198 Kezhu Road, Scientech Park, Guangzhou Economic & Technology Development District,  
 Guangzhou, China 510663  
 Tel: +86 20 82155555 Fax: +86 20 82075059  
 No tests were sub-contracted.



#### 4.5 Test Facility

The test facility is recognized, certified, or accredited by the following organizations:

- **ACMA**

SGS-CSTC Standards Technical Services Co., Ltd., EMC Laboratory can also perform testing for the Australian/New Zealand Regulatory Compliance Mark (RCM).

- **SGS UK(Certificate No.: 32), SGS-TUV SAARLAND and SGS-FIMKO**

Have approved SGS-CSTC Standards Technical Services Co., Ltd., EMC Laboratory as a supplier of EMC TESTING SERVICES and SAFETY TESTING SERVICES.

- **FCC Recognized Accredited Test Firm(Registration No.: 486818)**

SGS-CSTC Standards Technical Services Co., Ltd., EMC Laboratory has been accredited and fully described in a report filed with the (FCC) Federal Communications Commission. The acceptance letter from the FCC is maintained in our files. Designation Number: CN5016, Test Firm Registration Number: 486818.

- **ISED (Registration No.: 4620B, CAB identifier: CN0052)**

SGS-CSTC Standards Technical Services Co., Ltd., has been registered by Innovation Science and Economic Development Canada for Wireless Device Testing laboratories to test to Canadian radio equipment requirements. Registration No. 4620B, CAB identifier: CN0052.

- **VCCI (Registration No.: R-12460, C-12584, G-20107 and T-11179)**

The 10m Semi-anechoic chamber, 966 Anechoic Chamber and Shielded Room of SGS-CSTC Standards Technical Services Co., Ltd. have been registered in accordance with the Regulations for Voluntary Control Measures with Registration No.: R-12460, C-12584, G-20107 and T-11179 respectively.

- **CBTL (Lab Code: TL129)**

SGS-CSTC Standards Technical Services Co., Ltd., E&E Laboratory has been assessed and fully comply with the requirements of ISO/IEC 17025:2017, the Basic Rules, IECEE 01 and Rules of procedure IECEE 02, and the relevant IECEE CB-Scheme Operational documents.

#### 4.6 Deviation from Standards

None

#### 4.7 Abnormalities from Standard Conditions

None



Unless otherwise agreed in writing, this document is issued by the Company subject to its General Conditions of Service printed overleaf, available on request or accessible at <https://www.sgs.com/en/Terms-and-Conditions>. Attention is drawn to the limitation of liability, indemnification and jurisdiction issues defined therein. Any holder of this document is advised that information contained hereon reflects the Company's findings at the time of its intervention only and within the limits of Client's instructions, if any. The Company's sole responsibility is to its Client and this document does not exonerate parties to a transaction from exercising all their rights and obligations under the transaction documents. This document cannot be reproduced except in full, without prior written approval of the Company. Any unauthorized alteration, forgery or falsification of the content or appearance of this document is unlawful and offenders may be prosecuted to the fullest extent of the law. Unless otherwise stated the results shown in this test report refer only to the sample(s) tested and such sample(s) are retained for 30 days only.

Attention: To check the authenticity of testing /inspection report & certificate, please contact us at telephone: (86-755) 8307 1443, or email: CN.Doccheck@sgs.com

## 5 Equipment List

| Conducted Emissions at Mains Terminals (150kHz-30MHz) |                   |                |               |            |              |
|---|-------------------|----------------|---------------|------------|--------------|
| Equipment   | Manufacturer      | Model No.      | Inventory No. | Cal Date   | Cal Due Date |
| Coaxial Cable   | HangTianXing      | 2m             | EMC0107       | 2023-08-04 | 2024-08-03   |
| Shielding Room  | ChangZhou ZhongYu | 8m x 3m x 3.8m | EMC0306       | 2022-10-16 | 2025-10-15   |
| Two-Line V-Network-GZ                                 | Rohde & Schwarz   | ENV216         | EMC2135       | 2023-09-08 | 2024-09-07   |
| EMI Test Receiver (9kHz-3.6GHz)                       | Rohde & Schwarz   | ESR3           | EMC2221       | 2023-05-19 | 2024-05-18   |
| Test Software E3r                                     | Audix             | Ver.6.11812    | GZE100-77     | N/A        | N/A          |
| Artificial Mains Network (LISN)                       | AFJ Instruments   | LT32C          | EMC2046       | 2023-10-20 | 2024-10-19   |

| Radiated Emissions (Magnetic field Strength)(9kHz-30MHz) |                       |               |               |            |              |
|--|-----------------------|---------------|---------------|------------|--------------|
| Equipment  | Manufacturer          | Model No.     | Inventory No. | Cal Date   | Cal Due Date |
| Coaxial Cable (RE 2m Loop)                               | INFINITE              | CC223N-10     | EMC0703       | 2023-06-25 | 2025-06-24   |
| 2m Large Loop Antenna System (ZN3040)                    | ZHINAN                | ZN3040        | EMC2187       | 2022-03-26 | 2024-03-25   |
| Amplifier(9k-1000MHz)                                    | SONOMA                | 310           | EMC2237       | 2023-04-13 | 2024-04-12   |
| Active Loop Antenna-RED                                  | ETS-Lindgren          | 6502          | EMC2190       | 2022-04-06 | 2024-04-05   |
| EMI Test Receiver (1Hz-8GHz)                             | Rohde & Schwarz       | ESW8          | EMC2229       | 2023-02-20 | 2024-02-19   |
| Test Software E3   | Audix                 | Ver.6.120110a | GZE100-61     | N/A        | N/A          |
| 966 Anechoic Chamber                                     | Shenzhen C.R.T        | CRTSGSSAC966  | EMC2230       | 2022-04-12 | 2025-04-11   |
| Coaxial Cable  | Mirco-COAX UTIFLEX ve | LA2-C125-8000 | EMC2239       | 2023-06-14 | 2025-06-13   |

| Radiated Emissions (30MHz-1GHz)     |                       |               |               |            |              |
|-------------------------------------|-----------------------|---------------|---------------|------------|--------------|
| Equipment                           | Manufacturer          | Model No.     | Inventory No. | Cal Date   | Cal Due Date |
| 966 Anechoic Chamber                | Shenzhen C.R.T        | CRTSGSSAC966  | EMC2230       | 2022-04-12 | 2025-04-11   |
| EMI Test Receiver(1Hz-8GHz)         | Rohde & Schwarz       | ESW8          | EMC2229       | 2023-02-20 | 2024-02-19   |
| Amplifier(9k-1000MHz)               | SONOMA                | 310           | EMC2237       | 2023-04-13 | 2024-04-12   |
| TRILOG Broadband Antenna (25M-2GHz) | SCHWRZBECK            | VULB 9168     | EMC2238       | 2022-04-20 | 2025-04-19   |
| Coaxial Cable                       | Mirco-COAX UTIFLEX ve | LA2-C125-8000 | EMC2239       | 2023-06-14 | 2025-06-13   |
| Test Software E3                    | Audix                 | Ver.6.191211  | GZE100-81     | N/A        | N/A          |



Unless otherwise agreed in writing, this document is issued by the Company subject to its General Conditions of Service printed overleaf, available on request or accessible at <https://www.sgs.com/en/Terms-and-Conditions>. Attention is drawn to the limitation of liability, indemnification and jurisdiction issues defined therein. Any holder of this document is advised that information contained hereon reflects the Company's findings at the time of its intervention only and within the limits of Client's instructions, if any. The Company's sole responsibility is to its Client and this document does not exonerate parties to a transaction from exercising all their rights and obligations under the transaction documents. This document cannot be reproduced except in full, without prior written approval of the Company. Any unauthorized alteration, forgery or falsification of the content or appearance of this document is unlawful and offenders may be prosecuted to the fullest extent of the law. Unless otherwise stated the results shown in this test report refer only to the sample(s) tested and such sample(s) are retained for 30 days only.

Attention: To check the authenticity of testing /inspection report & certificate, please contact us at telephone: (86-755) 8307 1443, or email: CN.Doccheck@sgs.com



| Radiated Emissions (above 1GHz)  |                             |               |               |            |              |
|----------------------------------|-----------------------------|---------------|---------------|------------|--------------|
| Equipment                        | Manufacturer                | Model No.     | Inventory No. | Cal Date   | Cal Due Date |
| 1GHz-26.5 GHz Pre-Amplifier      | Agilent                     | 8449B         | EMC0521       | 2023-11-10 | 2024-11-09   |
| EMI Test Receiver (10Hz-26.5GHz) | Rohde & Schwarz             | ESIB26        | EMC0522       | 2023-12-15 | 2024-12-14   |
| Chamber cable (Above 1GHz)       | Scoflex                     | KMKM-8.0m     | EMC0545       | 2022-08-24 | 2024-08-23   |
| Horn Antenna (1GHz-18GHz)        | SCHWARZBECK MESS-ELEKTRONIK | BBHA 9120D    | EMC2026       | 2022-09-23 | 2025-09-22   |
| 2.4GHz Filter                    | Micro-Tronics               | BRM 50702     | EMC2069       | 2023-11-10 | 2024-11-09   |
| EXA Signal Analyzer (10Hz-44GHz) | Keysight                    | N9010A        | EMC2138       | 2023-08-23 | 2024-08-22   |
| 966 Anechoic Chamber             | C.R.T                       | 9m x 6m x 6m  | EMC2142       | 2023-12-20 | 2026-12-19   |
| Test Software E3                 | Audix                       | Ver.6.120110a | GZE100-61     | N/A        | N/A          |

| Output Power Measurement                               |              |               |               |            |              |
|--|--------------|---------------|---------------|------------|--------------|
| Equipment  | Manufacturer | Model No.     | Inventory No. | Cal Date   | Cal Due Date |
| Digital thermometer                                    | FLUKE        | 51_2          | EMC2200       | 2023-07-25 | 2024-07-24   |
| Digital power analyzer for harmonics & flicker testing | EMTEST       | DPA 500N      | EMC2235       | 2023-04-21 | 2024-04-20   |
| Programmable multifunctional ac/dc power source        | EMTEST       | NETWAVE 7-400 | EMC2234       | 2023-04-21 | 2024-04-20   |
| NET.Control  | EMTEST       | Ver 3.2.3     | GZE100-80     | N/A        | N/A          |

| Operating Frequency Measurement  |                             |               |               |            |              |
|----------------------------------|-----------------------------|---------------|---------------|------------|--------------|
| Equipment                        | Manufacturer                | Model No.     | Inventory No. | Cal Date   | Cal Due Date |
| EMI Test Receiver (10Hz-26.5GHz) | Rohde & Schwarz             | ESIB26        | EMC0522       | 2023-12-15 | 2024-12-14   |
| Chamber cable (Above 1GHz)       | Scoflex                     | KMKM-8.0m     | EMC0545       | 2022-08-24 | 2024-08-23   |
| Horn Antenna (1GHz-18GHz)        | SCHWARZBECK MESS-ELEKTRONIK | BBHA 9120D    | EMC2026       | 2022-09-23 | 2025-09-22   |
| 966 Anechoic Chamber             | C.R.T                       | 9m x 6m x 6m  | EMC2142       | 2023-12-20 | 2026-12-19   |
| Test Software E3                 | Audix                       | Ver.6.120110a | GZE100-61     | N/A        | N/A          |

| Radiation Hazard Test             |                     |           |               |            |              |
|-----------------------------------|---------------------|-----------|---------------|------------|--------------|
| Equipment                         | Manufacturer        | Model No. | Inventory No. | Cal Date   | Cal Due Date |
| Electric Field Probe(100KHz-3GHz) | WANDEL & GOLTERMANN | EMR-20    | EMC0907       | 2023-05-11 | 2024-05-10   |



Unless otherwise agreed in writing, this document is issued by the Company subject to its General Conditions of Service printed overleaf, available on request or accessible at <https://www.sgs.com/en/Terms-and-Conditions>. Attention is drawn to the limitation of liability, indemnification and jurisdiction issues defined therein. Any holder of this document is advised that information contained hereon reflects the Company's findings at the time of its intervention only and within the limits of Client's instructions, if any. The Company's sole responsibility is to its Client and this document does not exonerate parties to a transaction from exercising all their rights and obligations under the transaction documents. This document cannot be reproduced except in full, without prior written approval of the Company. Any unauthorized alteration, forgery or falsification of the content or appearance of this document is unlawful and offenders may be prosecuted to the fullest extent of the law. Unless otherwise stated the results shown in this test report refer only to the sample(s) tested and such sample(s) are retained for 30 days only.

Attention: To check the authenticity of testing /inspection report & certificate, please contact us at telephone: (86-755) 8307 1443, or email: CN.Doccheck@sgs.com

| General used equipment |              |          |              |            |              |
|------------------------|--------------|----------|--------------|------------|--------------|
| Equipment              | Manufacturer | Model No | Inventory No | Cal Date   | Cal Due Date |
| DMM                    | Fluke        | 73       | EMC0006      | 2023-06-11 | 2024-06-10   |



Unless otherwise agreed in writing, this document is issued by the Company subject to its General Conditions of Service printed overleaf, available on request or accessible at <https://www.sgs.com/en/Terms-and-Conditions>. Attention is drawn to the limitation of liability, indemnification and jurisdiction issues defined therein. Any holder of this document is advised that information contained hereon reflects the Company's findings at the time of its intervention only and within the limits of Client's instructions, if any. The Company's sole responsibility is to its Client and this document does not exonerate parties to a transaction from exercising all their rights and obligations under the transaction documents. This document cannot be reproduced except in full, without prior written approval of the Company. Any unauthorized alteration, forgery or falsification of the content or appearance of this document is unlawful and offenders may be prosecuted to the fullest extent of the law. Unless otherwise stated the results shown in this test report refer only to the sample(s) tested and such sample(s) are retained for 30 days only.

Attention: To check the authenticity of testing /inspection report & certificate, please contact us at telephone: (86-755) 8307 1443, or email: [CN.Doccheck@sgs.com](mailto:CN.Doccheck@sgs.com)

## 6 Emission Test Results

### 6.1 Conducted Emissions at Mains Terminals (150kHz-30MHz)

Test Requirement: 47 CFR Part 18  
 Test Method: FCC/OST MP-5:1986  
 Limit:  
 Frequency Range: 150kHz to 30MHz  
 0.15 to 0.5 MHz: 66dB(μV)-56dB(μV) quasi-peak, 56dB(μV)-46dB(μV) average  
 0.5 to 5 MHz: 56dB(μV) quasi-peak, 46dB(μV) average  
 5 to 30 MHz: 60dB(μV) quasi-peak, 50dB(μV) average  
 Detector: Peak for pre-scan (9kHz resolution bandwidth) 0.15M to 30MHz

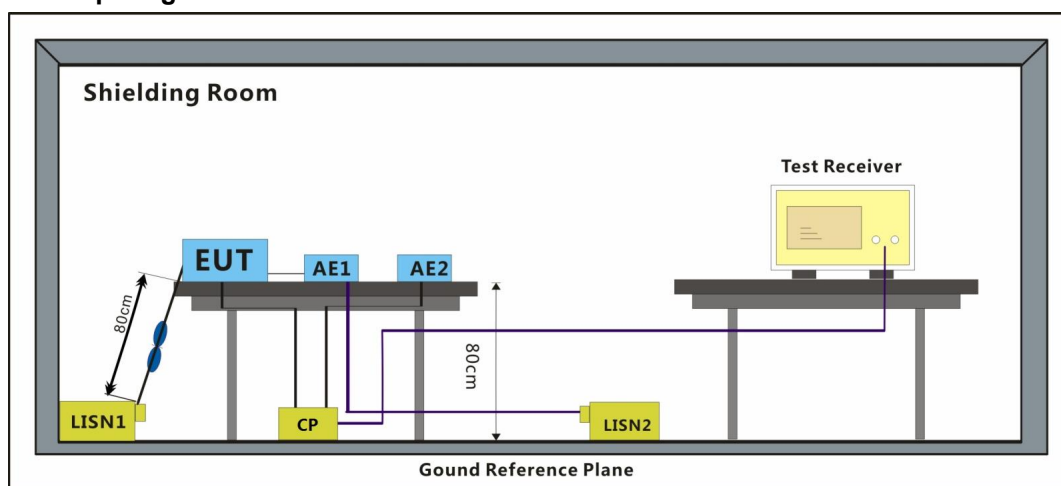
#### 6.1.1 E.U.T. Operation

Operating Environment:  
 Temperature: 22.7 °C Humidity: 52.0 % RH Atmospheric Pressure: 1021 mbar

#### 6.1.2 Test Mode Description

| Pre-scan / Mode | Code | Description  |
|-----------------|------|--|
| Final test      | 00   | Test the EUT in microwave mode with maximum power. |
| Pre-scan        | 01   | Test the EUT in microwave mode with middle power.  |
| Pre-scan        | 02   | Test the EUT in microwave mode with lowest power.  |

#### 6.1.3 Test Setup Diagram



### 6.1.4 Measurement Procedure and Data

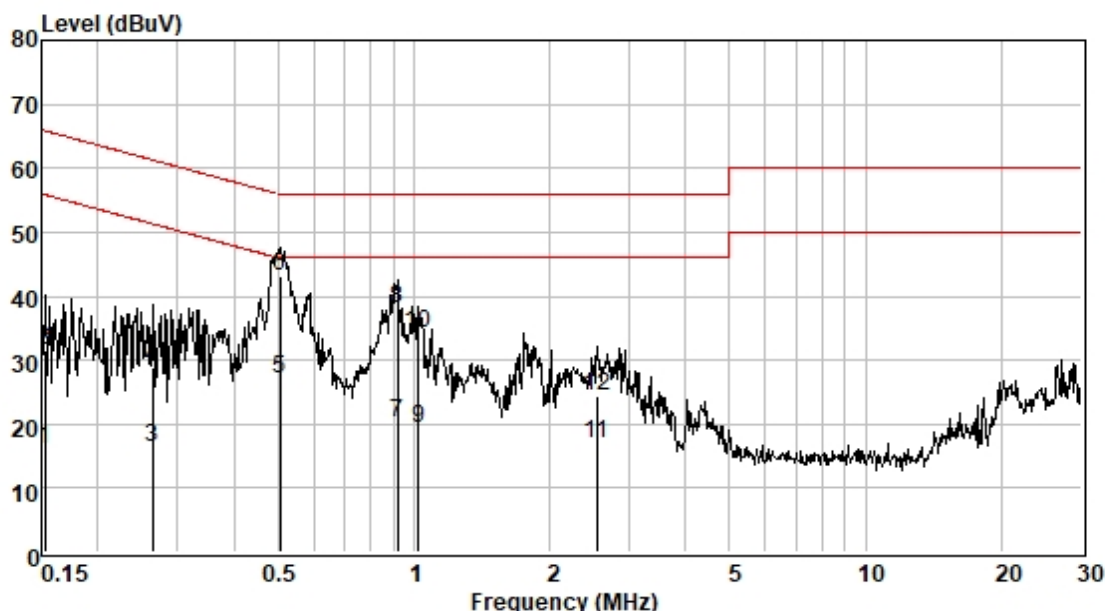
Frequency range: 150KHz-30MHz

An initial pre-scan was performed with peak detector. Quasi-Peak or Average measurement were performed at the frequencies with maximized peak emission were detected.

The red line show in graphic is the limit in standard used in this section.

Measured Level = Read level + Cable Loss + LISN Factor

Test Mode: 00; Line: Live line

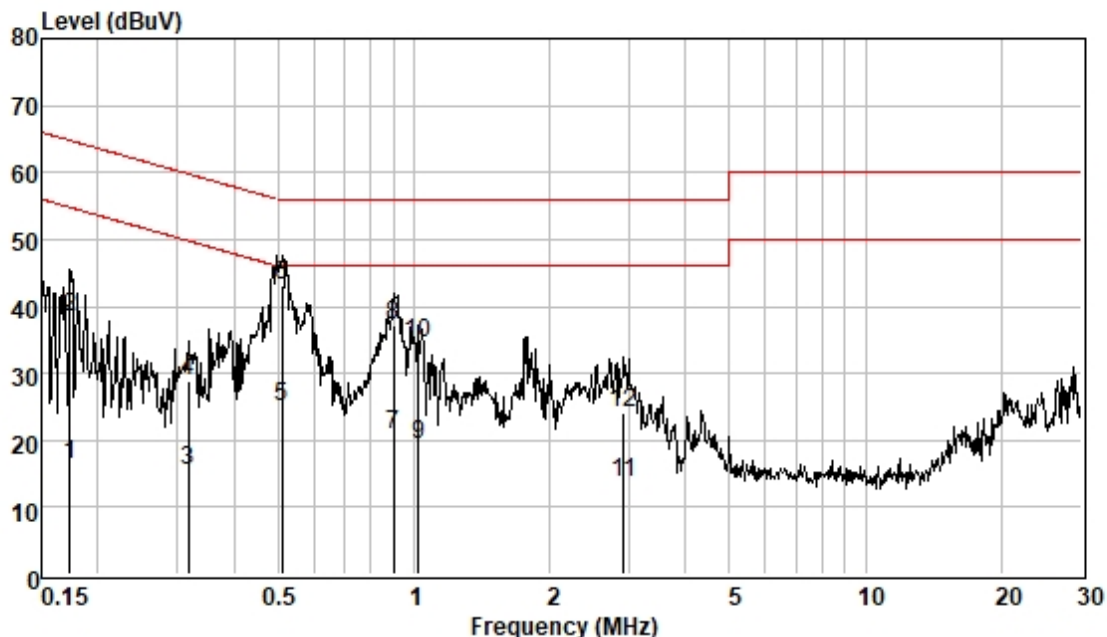


Pol :LINE  
Mode :  
Model :  
Power :

|    | Frequec<br>MHz | Read<br>Level<br>dBuV | Cable<br>Loss<br>dB | LISN<br>Factor<br>dB | Measured<br>Level<br>dBuV | Limit<br>Line<br>dBuV | Over<br>Limit<br>dB | Remark  |
|----|----------------|-----------------------|---------------------|----------------------|---------------------------|-----------------------|---------------------|---------|
| 1  | 0.152          | 6.40                  | 0.04                | 9.55                 | 15.99                     | 55.87                 | -39.88              | Average |
| 2  | 0.152          | 21.79                 | 0.04                | 9.55                 | 31.38                     | 65.87                 | -34.49              | QP      |
| 3  | 0.264          | 6.62                  | 0.04                | 9.56                 | 16.22                     | 51.29                 | -35.07              | Average |
| 4  | 0.264          | 19.11                 | 0.04                | 9.56                 | 28.71                     | 61.29                 | -32.58              | QP      |
| 5  | 0.505          | 17.35                 | 0.05                | 9.56                 | 26.96                     | 46.00                 | -19.04              | Average |
| 6  | 0.505          | 33.40                 | 0.05                | 9.56                 | 43.01                     | 56.00                 | -12.99              | QP      |
| 7  | 0.918          | 10.51                 | 0.07                | 9.57                 | 20.15                     | 46.00                 | -25.85              | Average |
| 8  | 0.918          | 28.31                 | 0.07                | 9.57                 | 37.95                     | 56.00                 | -18.05              | QP      |
| 9  | 1.027          | 9.56                  | 0.07                | 9.57                 | 19.20                     | 46.00                 | -26.80              | Average |
| 10 | 1.027          | 24.57                 | 0.07                | 9.57                 | 34.21                     | 56.00                 | -21.79              | QP      |
| 11 | 2.540          | 7.20                  | 0.14                | 9.57                 | 16.91                     | 46.00                 | -29.09              | Average |
| 12 | 2.540          | 14.54                 | 0.14                | 9.57                 | 24.25                     | 56.00                 | -31.75              | QP      |



Test Mode: 00; Line: Neutral Line



Pol : NEUTRAL  
 Mode :  
 Model :  
 Power :

|    | Freque <sub>nc</sub><br>MHz | Read<br>Level<br>dBuV | Cable<br>Loss<br>dB | LISN<br>Factor<br>dB | Measured<br>Level<br>dBuV | Limit<br>Line<br>dBuV | Over<br>Limit<br>dB | Remark  |
|----|-----------------------------|-----------------------|---------------------|----------------------|---------------------------|-----------------------|---------------------|---------|
| 1  | 0.173                       | 6.88                  | 0.04                | 9.52                 | 16.44                     | 54.81                 | -38.37              | Average |
| 2  | 0.173                       | 28.69                 | 0.04                | 9.52                 | 38.25                     | 64.81                 | -26.56              | QP      |
| 3  | 0.317                       | 5.99                  | 0.04                | 9.53                 | 15.56                     | 49.80                 | -34.24              | Average |
| 4  | 0.317                       | 19.19                 | 0.04                | 9.53                 | 28.76                     | 59.80                 | -31.04              | QP      |
| 5  | 0.510                       | 15.46                 | 0.05                | 9.54                 | 25.05                     | 46.00                 | -20.95              | Average |
| 6  | 0.510                       | 33.68                 | 0.05                | 9.54                 | 43.27                     | 56.00                 | -12.73              | QP      |
| 7  | 0.904                       | 11.10                 | 0.07                | 9.55                 | 20.72                     | 46.00                 | -25.28              | Average |
| 8  | 0.904                       | 27.60                 | 0.07                | 9.55                 | 37.22                     | 56.00                 | -18.78              | QP      |
| 9  | 1.027                       | 9.70                  | 0.07                | 9.55                 | 19.32                     | 46.00                 | -26.68              | Average |
| 10 | 1.027                       | 24.79                 | 0.07                | 9.55                 | 34.41                     | 56.00                 | -21.59              | QP      |
| 11 | 2.915                       | 3.87                  | 0.15                | 9.57                 | 13.59                     | 46.00                 | -32.41              | Average |
| 12 | 2.915                       | 14.30                 | 0.15                | 9.57                 | 24.02                     | 56.00                 | -31.98              | QP      |



Unless otherwise agreed in writing, this document is issued by the Company subject to its General Conditions of Service printed overleaf, available on request or accessible at <https://www.sgs.com/en/Terms-and-Conditions>. Attention is drawn to the limitation of liability, indemnification and jurisdiction issues defined therein. Any holder of this document is advised that information contained hereon reflects the Company's findings at the time of its intervention only and within the limits of Client's instructions, if any. The Company's sole responsibility is to its Client and this document does not exonerate parties to a transaction from exercising all their rights and obligations under the transaction documents. This document cannot be reproduced except in full, without prior written approval of the Company. Any unauthorized alteration, forgery or falsification of the content or appearance of this document is unlawful and offenders may be prosecuted to the fullest extent of the law. Unless otherwise stated the results shown in this test report refer only to the sample(s) tested and such sample(s) are retained for 30 days only.

Attention: To check the authenticity of testing /inspection report & certificate, please contact us at telephone: (86-755) 8307 1443, or email: CN.Doccheck@sgs.com

### 6.2 Radiated Emissions (Magnetic field Strength)(9kHz-30MHz)

Test Requirement: 47 CFR Part 18  
 Test Method: FCC/OST MP-5:1986  
 Limit:  
 Measurement Distance: 3 m  
 Frequency Range: 9kHz to 30MHz  
 Detector: Peak for pre-scan, Average for the final result  
 (200Hz Resolution Bandwidth for 9kHz to 150kHz;  
 9kHz Resolution Bandwidth for 150kHz to 30MHz)

| Equipment:  | Operating frequency: | RF Power generated by equipment (watts): | Limit dB(uV/m) average:  |
|---|----------------------|--|--|
| Any type unless otherwise specified (miscellaneous) | Any ISM frequency    | <b>673.8</b>                             | Limit=20lg(25*SQRT(673.8/500))+20lg(300/3)= <b>69.25 dBuV/m @ 3m distance.</b> |

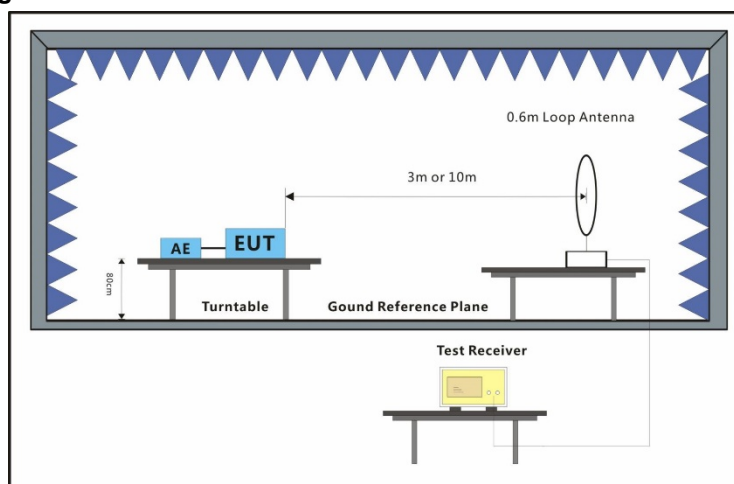
#### 6.2.1 E.U.T. Operation

Operating Environment:  
 Temperature: 22.4 °C Humidity: 53.1 % RH Atmospheric Pressure: 1021 mbar

#### 6.2.2 Test Mode Description

| Pre-scan / Mode | Code | Description  |
|-----------------|------|--|
| Final test      | 00   | Test the EUT in microwave mode with maximum power. |
| Pre-scan        | 01   | Test the EUT in microwave mode with middle power.  |
| Pre-scan        | 02   | Test the EUT in microwave mode with lowest power.  |

#### 6.2.3 Test Setup Diagram



Unless otherwise agreed in writing, this document is issued by the Company subject to its General Conditions of Service printed overleaf, available on request or accessible at <https://www.sgs.com/en/Terms-and-Conditions>. Attention is drawn to the limitation of liability, indemnification and jurisdiction issues defined therein. Any holder of this document is advised that information contained hereon reflects the Company's findings at the time of its intervention only and within the limits of Client's instructions, if any. The Company's sole responsibility is to its Client and this document does not exonerate parties to a transaction from exercising all their rights and obligations under the transaction documents. This document cannot be reproduced except in full, without prior written approval of the Company. Any unauthorized alteration, forgery or falsification of the content or appearance of this document is unlawful and offenders may be prosecuted to the fullest extent of the law. Unless otherwise stated the results shown in this test report refer only to the sample(s) tested and such sample(s) are retained for 30 days only.

Attention: To check the authenticity of testing /inspection report & certificate, please contact us at telephone: (86-755) 8307 1443, or email: CN.Doccheck@sgs.com

### 6.2.4 Measurement Procedure and Data

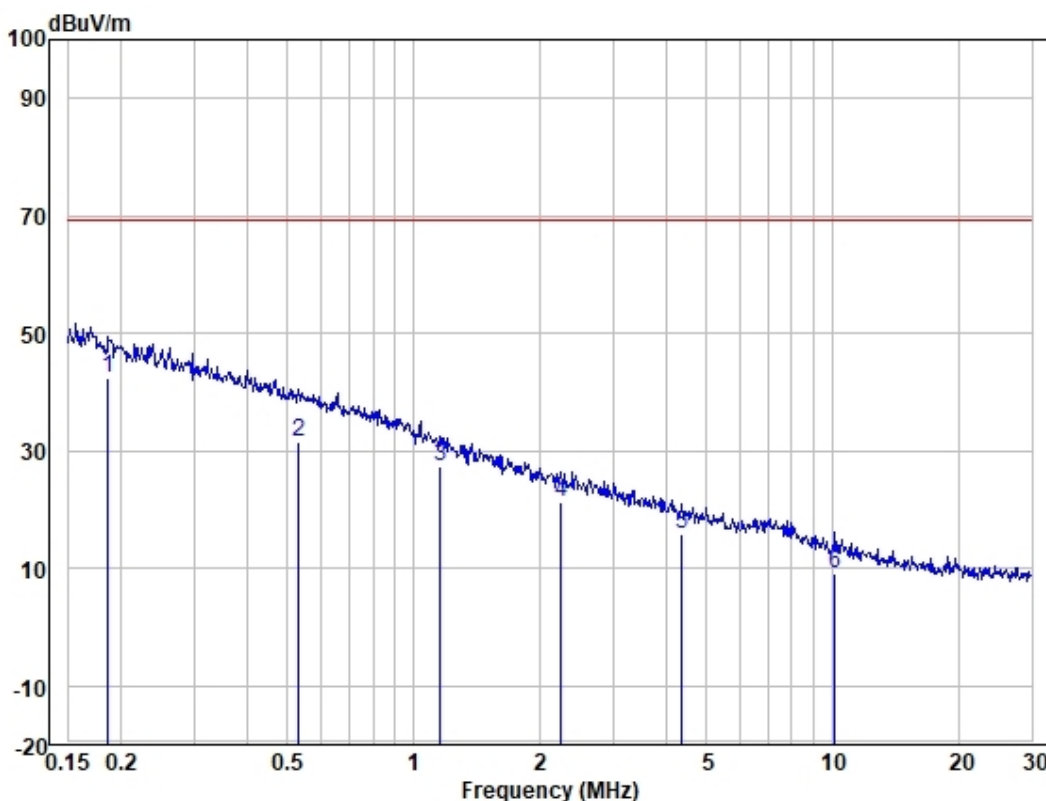
Frequency range: 9KHz-30MHz

An initial pre-scan was performed in the chamber using the spectrum analyser in peak detection mode. Average measurements were conducted based on the peak sweep graph. The EUT was measured by loop antenna with 2 orthogonal polarities.

The red line show in graphic is the limit in standard used in this section.

Level=Read Level + Antenna Factor + Cable Loss - Preamp Factor

Test Mode: 00; Polarity: Horizontal



Site : 966 Chamber  
 Job :  
 Model :  
 Power :  
 Test Mode :

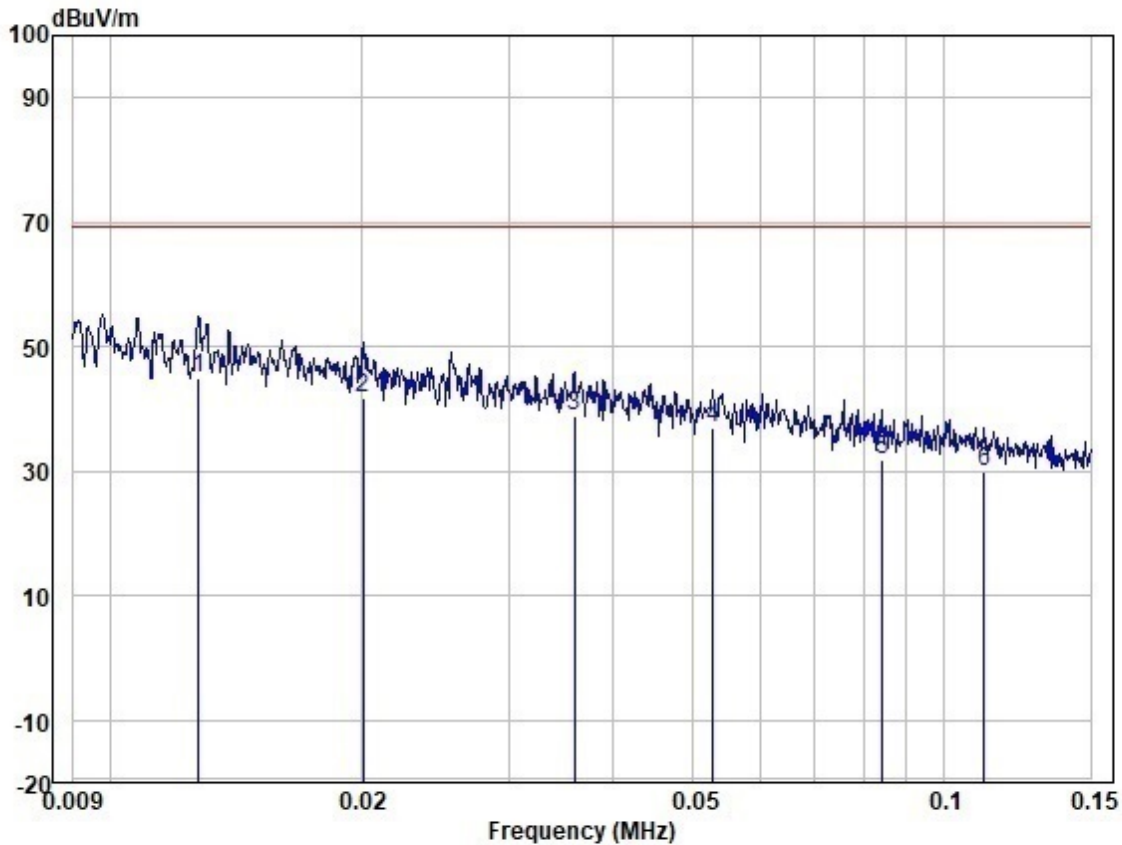
|   | Freq   | Read Level | Antenna Factor | Cable Loss | Preamp Factor | Measured Level | Limit Line | Over Limit | Pol/Phase  | Remark  |
|---|--------|------------|----------------|------------|---------------|----------------|------------|------------|------------|---------|
|   | MHz    | dBuV       | dB/m           | dB         | dB            | dBuV/m         | dBuV/m     | dB         |            |         |
| 1 | 0.186  | 63.54      | 11.86          | 0.01       | 32.90         | 42.51          | 69.25      | -26.74     | HORIZONTAL | Average |
| 2 | 0.532  | 52.43      | 11.80          | 0.05       | 32.90         | 31.38          | 69.25      | -37.87     | HORIZONTAL | Average |
| 3 | 1.160  | 48.36      | 11.84          | 0.05       | 32.90         | 27.35          | 69.25      | -41.90     | HORIZONTAL | Average |
| 4 | 2.249  | 42.30      | 11.84          | 0.06       | 32.90         | 21.30          | 69.25      | -47.95     | HORIZONTAL | Average |
| 5 | 4.384  | 37.10      | 11.58          | 0.08       | 32.90         | 15.86          | 69.25      | -53.39     | HORIZONTAL | Average |
| 6 | 10.125 | 31.40      | 10.52          | 0.17       | 32.90         | 9.19           | 69.25      | -60.06     | HORIZONTAL | Average |



Unless otherwise agreed in writing, this document is issued by the Company subject to its General Conditions of Service printed overleaf, available on request or accessible at <https://www.sgs.com/en/Terms-and-Conditions>. Attention is drawn to the limitation of liability, indemnification and jurisdiction issues defined therein. Any holder of this document is advised that information contained hereon reflects the Company's findings at the time of its intervention only and within the limits of Client's instructions, if any. The Company's sole responsibility is to its Client and this document does not exonerate parties to a transaction from exercising all their rights and obligations under the transaction documents. This document cannot be reproduced except in full, without prior written approval of the Company. Any unauthorized alteration, forgery or falsification of the content or appearance of this document is unlawful and offenders may be prosecuted to the fullest extent of the law. Unless otherwise stated the results shown in this test report refer only to the sample(s) tested and such sample(s) are retained for 30 days only.

Attention: To check the authenticity of testing /inspection report & certificate, please contact us at telephone: (86-755) 8307 1443, or email: CN.Doccheck@sgs.com

Test Mode: 00; Polarity: Horizontal



Site : 966 chamber  
 Job :  
 Model :  
 Power :  
 Test Mode :

|   | Freq  | Read Level | Antenna Factor | Cable Loss | Preamp Factor | Measured Level | Limit Line | Over Limit | Pol/Phase  | Remark  |
|---|-------|------------|----------------|------------|---------------|----------------|------------|------------|------------|---------|
|   | MHz   | dBuV       | dB/m           | dB         | dB            | dBuV/m         | dBuV/m     | dB         |            |         |
| 1 | 0.013 | 60.63      | 17.21          | 0.01       | 32.90         | 44.95          | 69.25      | -24.30     | HORIZONTAL | Average |
| 2 | 0.020 | 60.52      | 14.20          | 0.01       | 32.90         | 41.83          | 69.25      | -27.42     | HORIZONTAL | Average |
| 3 | 0.036 | 59.25      | 12.59          | 0.01       | 32.90         | 38.95          | 69.25      | -30.30     | HORIZONTAL | Average |
| 4 | 0.053 | 57.76      | 12.17          | 0.01       | 32.90         | 37.04          | 69.25      | -32.21     | HORIZONTAL | Average |
| 5 | 0.084 | 52.89      | 11.97          | 0.01       | 32.90         | 31.97          | 69.25      | -37.28     | HORIZONTAL | Average |
| 6 | 0.112 | 50.79      | 11.94          | 0.01       | 32.90         | 29.84          | 69.25      | -39.41     | HORIZONTAL | Average |

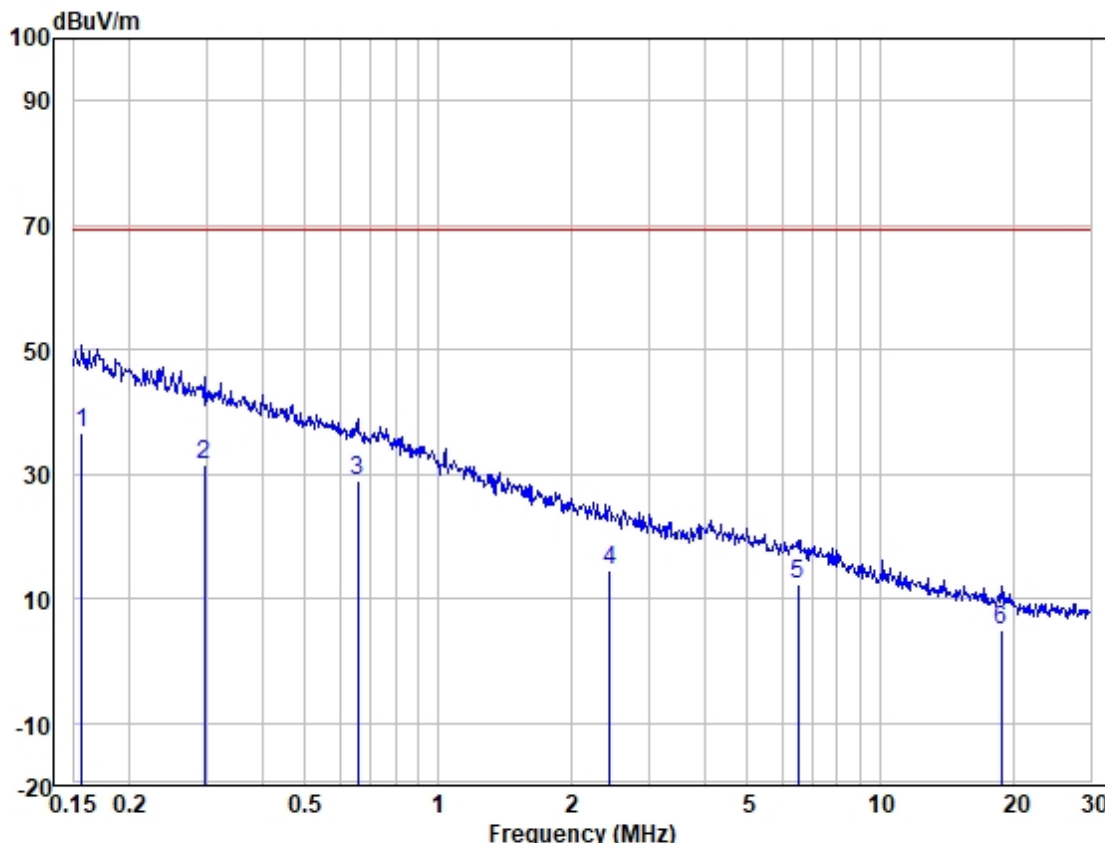


Unless otherwise agreed in writing, this document is issued by the Company subject to its General Conditions of Service printed overleaf, available on request or accessible at <https://www.sgs.com/en/Terms-and-Conditions>. Attention is drawn to the limitation of liability, indemnification and jurisdiction issues defined therein. Any holder of this document is advised that information contained hereon reflects the Company's findings at the time of its intervention only and within the limits of Client's instructions, if any. The Company's sole responsibility is to its Client and this document does not exonerate parties to a transaction from exercising all their rights and obligations under the transaction documents. This document cannot be reproduced except in full, without prior written approval of the Company. Any unauthorized alteration, forgery or falsification of the content or appearance of this document is unlawful and offenders may be prosecuted to the fullest extent of the law. Unless otherwise stated the results shown in this test report refer only to the sample(s) tested and such sample(s) are retained for 30 days only.

Attention: To check the authenticity of testing /inspection report & certificate, please contact us at telephone: (86-755) 8307 1443, or email: CN.Doccheck@sgs.com



Test Mode: 00; Polarity: Vertical



Site : 966 Chamber  
 Job :  
 Model :  
 Power :  
 Test Mode :

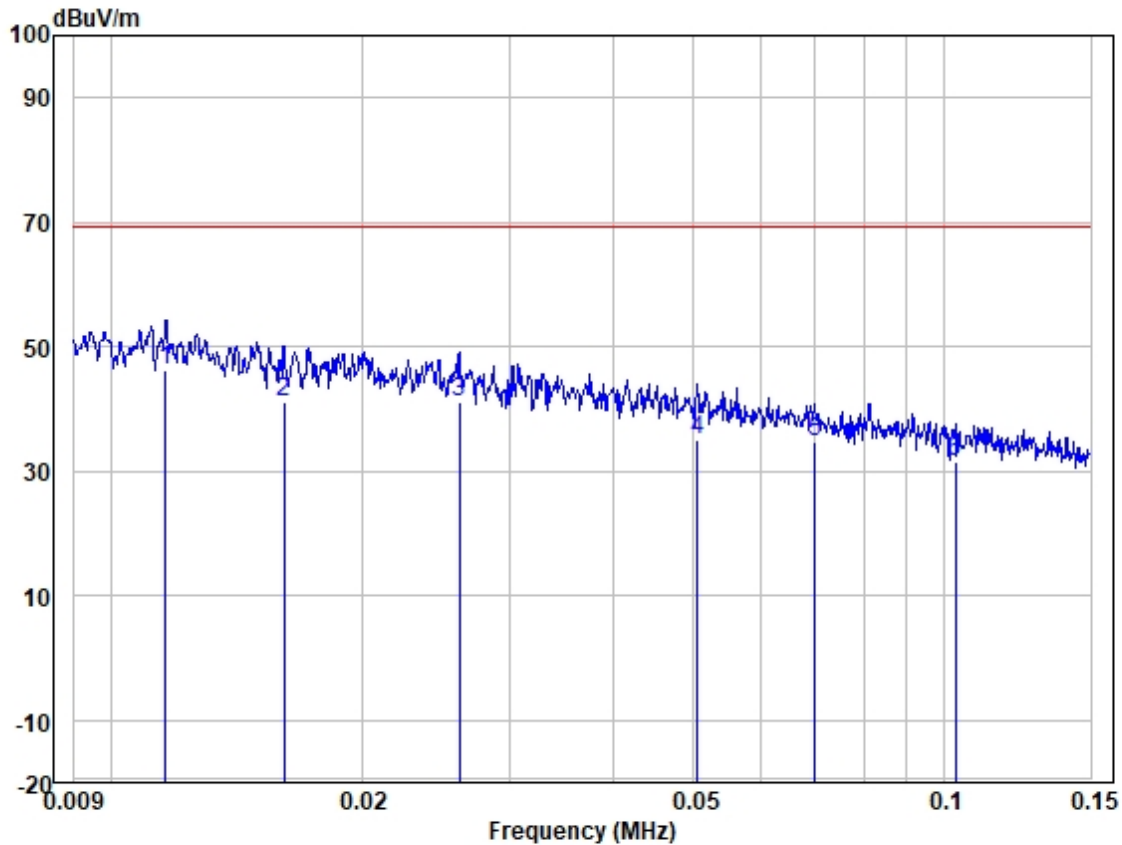
| Freq | Read Level | Antenna Factor | Cable Loss | Preamp Factor | Measured Level | Limit Line | Over Limit | Pol/Phase | Remark   |         |
|------|------------|----------------|------------|---------------|----------------|------------|------------|-----------|----------|---------|
| MHz  | dBuV       | dB/m           | dB         | dB            | dBuV/m         | dBuV/m     | dB         |           |          |         |
| 1    | 0.156      | 57.71          | 11.88      | 0.01          | 32.90          | 36.70      | 69.25      | -32.55    | VERTICAL | Average |
| 2    | 0.296      | 52.61          | 11.87      | 0.01          | 32.90          | 31.59      | 69.25      | -37.66    | VERTICAL | Average |
| 3    | 0.658      | 49.84          | 11.82      | 0.05          | 32.90          | 28.81      | 69.25      | -40.44    | VERTICAL | Average |
| 4    | 2.448      | 35.51          | 11.84      | 0.06          | 32.90          | 14.51      | 69.25      | -54.74    | VERTICAL | Average |
| 5    | 6.523      | 33.63          | 11.50      | 0.13          | 32.90          | 12.36      | 69.25      | -56.89    | VERTICAL | Average |
| 6    | 18.820     | 28.89          | 8.83       | 0.23          | 32.90          | 5.05       | 69.25      | -64.20    | VERTICAL | Average |



Unless otherwise agreed in writing, this document is issued by the Company subject to its General Conditions of Service printed overleaf, available on request or accessible at <https://www.sgs.com/en/Terms-and-Conditions>. Attention is drawn to the limitation of liability, indemnification and jurisdiction issues defined therein. Any holder of this document is advised that information contained hereon reflects the Company's findings at the time of its intervention only and within the limits of Client's instructions, if any. The Company's sole responsibility is to its Client and this document does not exonerate parties to a transaction from exercising all their rights and obligations under the transaction documents. This document cannot be reproduced except in full, without prior written approval of the Company. Any unauthorized alteration, forgery or falsification of the content or appearance of this document is unlawful and offenders may be prosecuted to the fullest extent of the law. Unless otherwise stated the results shown in this test report refer only to the sample(s) tested and such sample(s) are retained for 30 days only.

Attention: To check the authenticity of testing /inspection report & certificate, please contact us at telephone: (86-755) 8307 1443, or email: CN.Doccheck@sgs.com

Test Mode: 00; Polarity: Vertical



Site : 966 Chamber  
 Job :  
 Model :  
 Power :  
 Test Mode :

|   | Freq  | Read Level | Antenna Factor | Cable Loss | Preamp Factor | Measured Level | Limit Line | Over Limit | Pol/Phase | Remark  |
|---|-------|------------|----------------|------------|---------------|----------------|------------|------------|-----------|---------|
|   | MHz   | dBuV       | dB/m           | dB         | dB            | dBuV/m         | dBuV/m     | dB         |           |         |
| 1 | 0.012 | 61.19      | 17.96          | 0.01       | 32.90         | 46.26          | 69.25      | -22.99     | VERTICAL  | Average |
| 2 | 0.016 | 58.99      | 14.99          | 0.01       | 32.90         | 41.09          | 69.25      | -28.16     | VERTICAL  | Average |
| 3 | 0.026 | 60.70      | 13.28          | 0.01       | 32.90         | 41.09          | 69.25      | -28.16     | VERTICAL  | Average |
| 4 | 0.050 | 55.61      | 12.19          | 0.01       | 32.90         | 34.91          | 69.25      | -34.34     | VERTICAL  | Average |
| 5 | 0.070 | 55.76      | 12.01          | 0.01       | 32.90         | 34.88          | 69.25      | -34.37     | VERTICAL  | Average |
| 6 | 0.103 | 52.42      | 11.95          | 0.01       | 32.90         | 31.48          | 69.25      | -37.77     | VERTICAL  | Average |



Unless otherwise agreed in writing, this document is issued by the Company subject to its General Conditions of Service printed overleaf, available on request or accessible at <https://www.sgs.com/en/Terms-and-Conditions>. Attention is drawn to the limitation of liability, indemnification and jurisdiction issues defined therein. Any holder of this document is advised that information contained hereon reflects the Company's findings at the time of its intervention only and within the limits of Client's instructions, if any. The Company's sole responsibility is to its Client and this document does not exonerate parties to a transaction from exercising all their rights and obligations under the transaction documents. This document cannot be reproduced except in full, without prior written approval of the Company. Any unauthorized alteration, forgery or falsification of the content or appearance of this document is unlawful and offenders may be prosecuted to the fullest extent of the law. Unless otherwise stated the results shown in this test report refer only to the sample(s) tested and such sample(s) are retained for 30 days only.

Attention: To check the authenticity of testing /inspection report & certificate, please contact us at telephone: (86-755) 8307 1443, or email: CN.Doccheck@sgs.com

### 6.3 Radiated Emissions (30MHz-1GHz)

Test Requirement: 47 CFR Part 18  
 Test Method: FCC/OST MP-5:1986  
 Limit:  
 Measurement Distance: 3 m  
 Frequency Range: 30 MHz to 1 GHz  
 Detector: Peak for pre-scan, average for the final result  
 (120 kHz Resolution Bandwidth for 30 MHz to 1 GHz)

| Equipment:  | Operating frequency: | RF Power generated by equipment (watts): | Limit dB(uV/m) average:  |
|---|----------------------|--|--|
| Any type unless otherwise specified (miscellaneous) | Any ISM frequency    | <b>673.8</b>                             | Limit= $20\lg(25 \cdot \text{SQRT}(673.8/500)) + 20\lg(300/3) = 69.25$ dBuV/m @ 3m distance. |

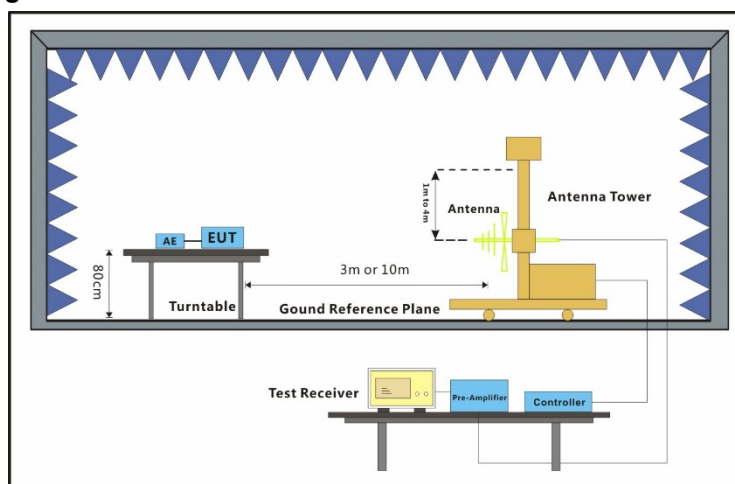
#### 6.3.1 E.U.T. Operation

Operating Environment:  
 Temperature: 23.4 °C Humidity: 52.7 % RH Atmospheric Pressure: 1021 mbar

#### 6.3.2 Test Mode Description

| Pre-scan / Final test | Mode Code | Description  |
|-----------------------|-----------|--|
| Final test            | 00        | Test the EUT in microwave mode with maximum power. |
| Pre-scan              | 01        | Test the EUT in microwave mode with middle power.  |
| Pre-scan              | 02        | Test the EUT in microwave mode with lowest power.  |

#### 6.3.3 Test Setup Diagram



### 6.3.4 Measurement Procedure and Data

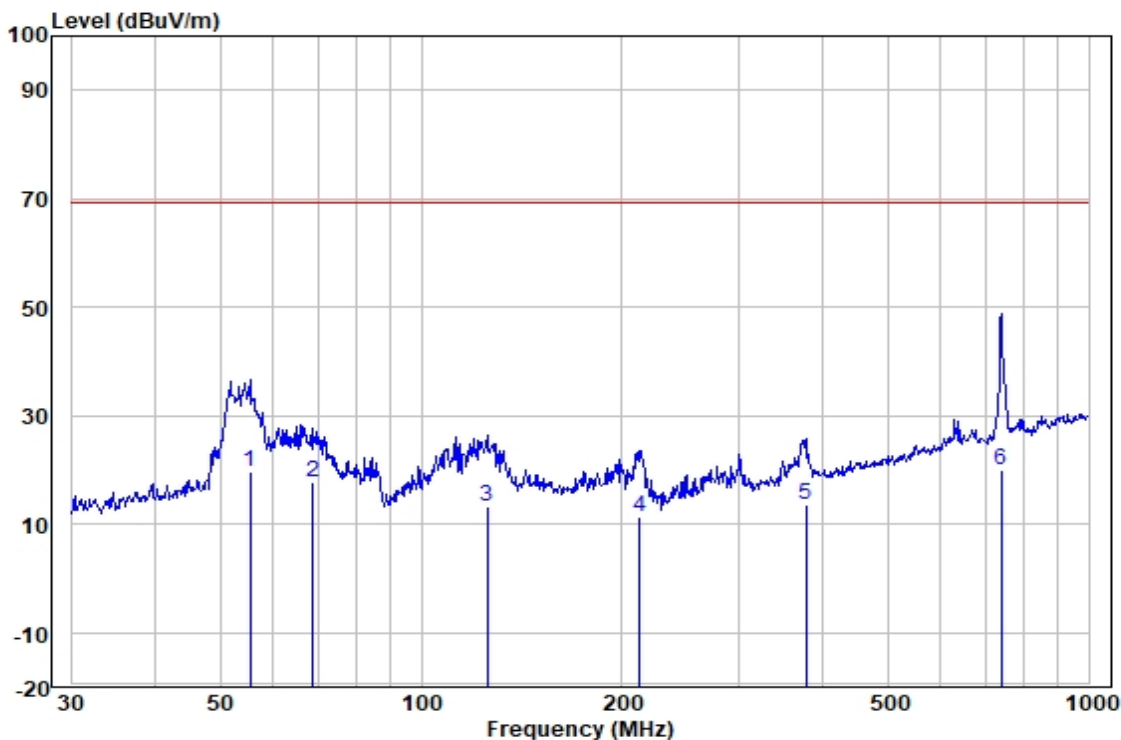
Frequency range: 30MHz-1GHz

An initial pre-scan was performed in the chamber using the spectrum analyser in peak detection mode. Quasi-peak measurements were conducted based on the peak sweep graph. The EUT was measured by BiConiLog antenna with 2 orthogonal polarities.

The red line show in graphic is the limit in standard used in this section.

Level=Read Level + Antenna Factor + Cable Loss - Preamp Factor

Test Mode: 00; Polarity: Horizontal



Site : 966 Chamber  
 Job :  
 Model :  
 Power :  
 Test Mode :

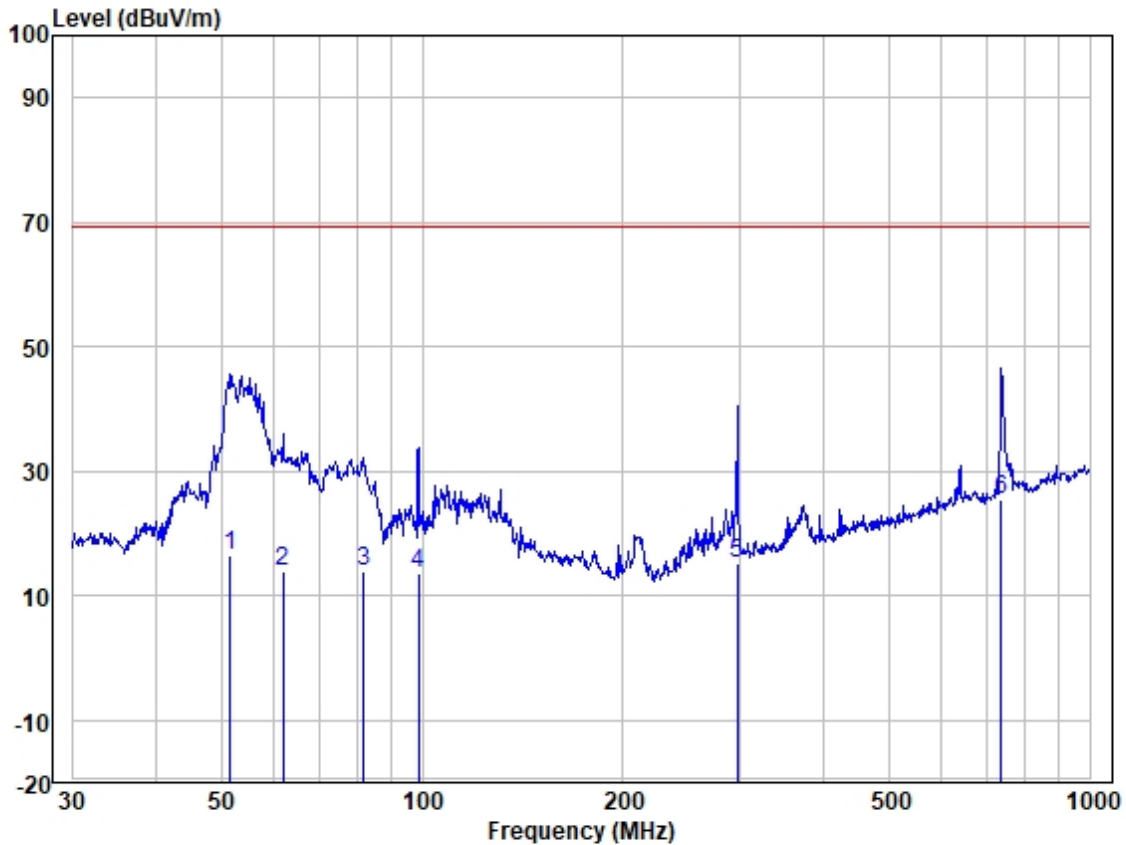
|   | Freq    | Read Level | Antenna Factor | Cable Loss | Preamp Factor | Measured Level | Limit Line | Over Limit | Pol/Phase  | Remark  |
|---|---------|------------|----------------|------------|---------------|----------------|------------|------------|------------|---------|
|   | MHz     | dBuV       | dB/m           | dB         | dB            | dBuV/m         | dBuV/m     | dB         |            |         |
| 1 | 55.415  | 32.71      | 19.28          | 0.40       | 32.80         | 19.59          | 69.25      | -49.66     | HORIZONTAL | Average |
| 2 | 68.872  | 32.80      | 17.37          | 0.46       | 32.80         | 17.83          | 69.25      | -51.42     | HORIZONTAL | Average |
| 3 | 125.446 | 27.90      | 17.69          | 0.61       | 32.80         | 13.40          | 69.25      | -55.85     | HORIZONTAL | Average |
| 4 | 212.270 | 27.79      | 15.65          | 0.80       | 32.80         | 11.44          | 69.25      | -57.81     | HORIZONTAL | Average |
| 5 | 377.259 | 24.47      | 20.90          | 1.14       | 32.80         | 13.71          | 69.25      | -55.54     | HORIZONTAL | Average |
| 6 | 739.661 | 23.25      | 27.71          | 1.58       | 32.58         | 19.96          | 69.25      | -49.29     | HORIZONTAL | Average |



Unless otherwise agreed in writing, this document is issued by the Company subject to its General Conditions of Service printed overleaf, available on request or accessible at <https://www.sgs.com/en/Terms-and-Conditions>. Attention is drawn to the limitation of liability, indemnification and jurisdiction issues defined therein. Any holder of this document is advised that information contained hereon reflects the Company's findings at the time of its intervention only and within the limits of Client's instructions, if any. The Company's sole responsibility is to its Client and this document does not exonerate parties to a transaction from exercising all their rights and obligations under the transaction documents. This document cannot be reproduced except in full, without prior written approval of the Company. Any unauthorized alteration, forgery or falsification of the content or appearance of this document is unlawful and offenders may be prosecuted to the fullest extent of the law. Unless otherwise stated the results shown in this test report refer only to the sample(s) tested and such sample(s) are retained for 30 days only.

Attention: To check the authenticity of testing /inspection report & certificate, please contact us at telephone: (86-755) 8307 1443, or email: CN.Doccheck@sgs.com

Test Mode: 00; Polarity: Vertical



Site : 966 Chamber  
 Job :  
 Model :  
 Power :  
 Test Mode :

| Freq | Read Level | Antenna Factor | Cable Loss | Preamp Factor | Measured Level | Limit Line | Over Limit | Pol/Phase | Remark              |
|------|------------|----------------|------------|---------------|----------------|------------|------------|-----------|---------------------|
| MHz  | dBuV       | dB/m           | dB         | dB            | dBuV/m         | dBuV/m     | dB         |           |                     |
| 1    | 51.662     | 29.50          | 19.50      | 0.39          | 32.80          | 16.59      | 69.25      | -52.66    | VERTICAL<br>Average |
| 2    | 61.995     | 27.84          | 18.47      | 0.42          | 32.80          | 13.93      | 69.25      | -55.32    | VERTICAL<br>Average |
| 3    | 81.783     | 31.35          | 14.98      | 0.50          | 32.80          | 14.03      | 69.25      | -55.22    | VERTICAL<br>Average |
| 4    | 98.833     | 31.49          | 14.41      | 0.54          | 32.80          | 13.64      | 69.25      | -55.61    | VERTICAL<br>Average |
| 5    | 296.184    | 27.98          | 19.18      | 0.98          | 32.80          | 15.34      | 69.25      | -53.91    | VERTICAL<br>Average |
| 6    | 737.071    | 28.90          | 27.61      | 1.57          | 32.59          | 25.49      | 69.25      | -43.76    | VERTICAL<br>Average |



Unless otherwise agreed in writing, this document is issued by the Company subject to its General Conditions of Service printed overleaf, available on request or accessible at <https://www.sgs.com/en/Terms-and-Conditions>. Attention is drawn to the limitation of liability, indemnification and jurisdiction issues defined therein. Any holder of this document is advised that information contained hereon reflects the Company's findings at the time of its intervention only and within the limits of Client's instructions, if any. The Company's sole responsibility is to its Client and this document does not exonerate parties to a transaction from exercising all their rights and obligations under the transaction documents. This document cannot be reproduced except in full, without prior written approval of the Company. Any unauthorized alteration, forgery or falsification of the content or appearance of this document is unlawful and offenders may be prosecuted to the fullest extent of the law. Unless otherwise stated the results shown in this test report refer only to the sample(s) tested and such sample(s) are retained for 30 days only.

Attention: To check the authenticity of testing /inspection report & certificate, please contact us at telephone: (86-755) 8307 1443, or email: CN.Doccheck@sgs.com

### 6.4 Radiated Emissions (above 1GHz)

Test Requirement: 47 CFR Part 18  
 Test Method: FCC/OST MP-5:1986  
 Limit:  
 Measurement Distance: 3 m  
 Frequency Range: Above 1GHz  
 Detector: Peak for pre-scan, Average for the final result  
 (1MHz Resolution Bandwidth for 1000MHz Above)

| Equipment:  | Operating frequency: | RF Power generated by equipment (watts): | Limit dB(uV/m) average:  |
|---|----------------------|--|--|
| Any type unless otherwise specified (miscellaneous) | Any ISM frequency    | <b>673.8</b>                             | Limit= $20\lg(25*\text{SQRT}(673.8/500))+20\lg(300/3)=69.25$ dBuV/m @ 3m distance. |

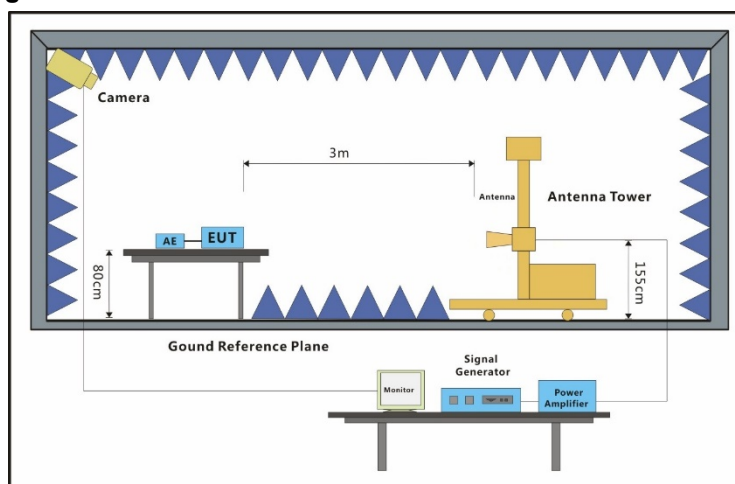
#### 6.4.1 E.U.T. Operation

Operating Environment:  
 Temperature: 22.8 °C Humidity: 59.8 % RH Atmospheric Pressure: 1021 mbar

#### 6.4.2 Test Mode Description

| Pre-scan / Final test | Mode Code | Description  |
|-----------------------|-----------|--|
| Final test            | 00        | Test the EUT in microwave mode with maximum power. |
| Pre-scan              | 01        | Test the EUT in microwave mode with middle power.  |
| Pre-scan              | 02        | Test the EUT in microwave mode with lowest power.  |

#### 6.4.3 Test Setup Diagram



### 6.4.4 Measurement Procedure and Data

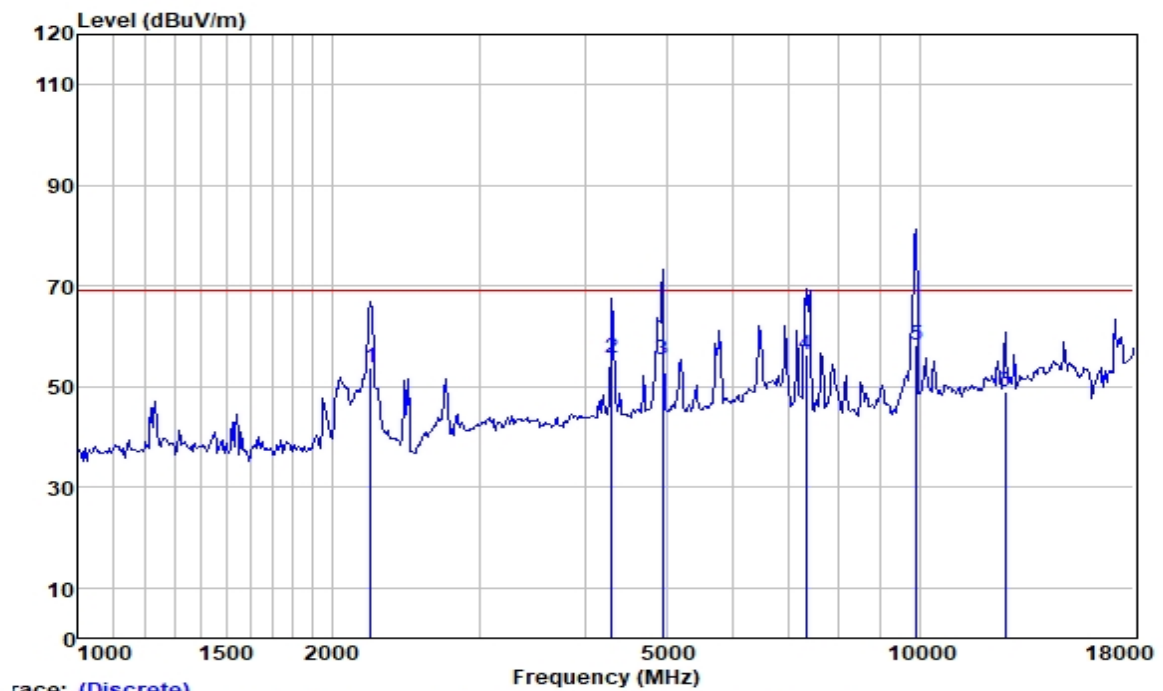
Frequency range: Above 1GHz

An initial pre-scan was performed in the chamber using the spectrum analyser in peak detection mode. Average measurements were conducted based on the peak sweep graph. The EUT was measured by Horn antenna with 2 orthogonal polarities.

The red line show in graphic is the limit in standard used in this section.

Level=Read Level + Antenna Factor + Cable Loss - Preamp Factor

Test Mode: 00; Polarity: Horizontal

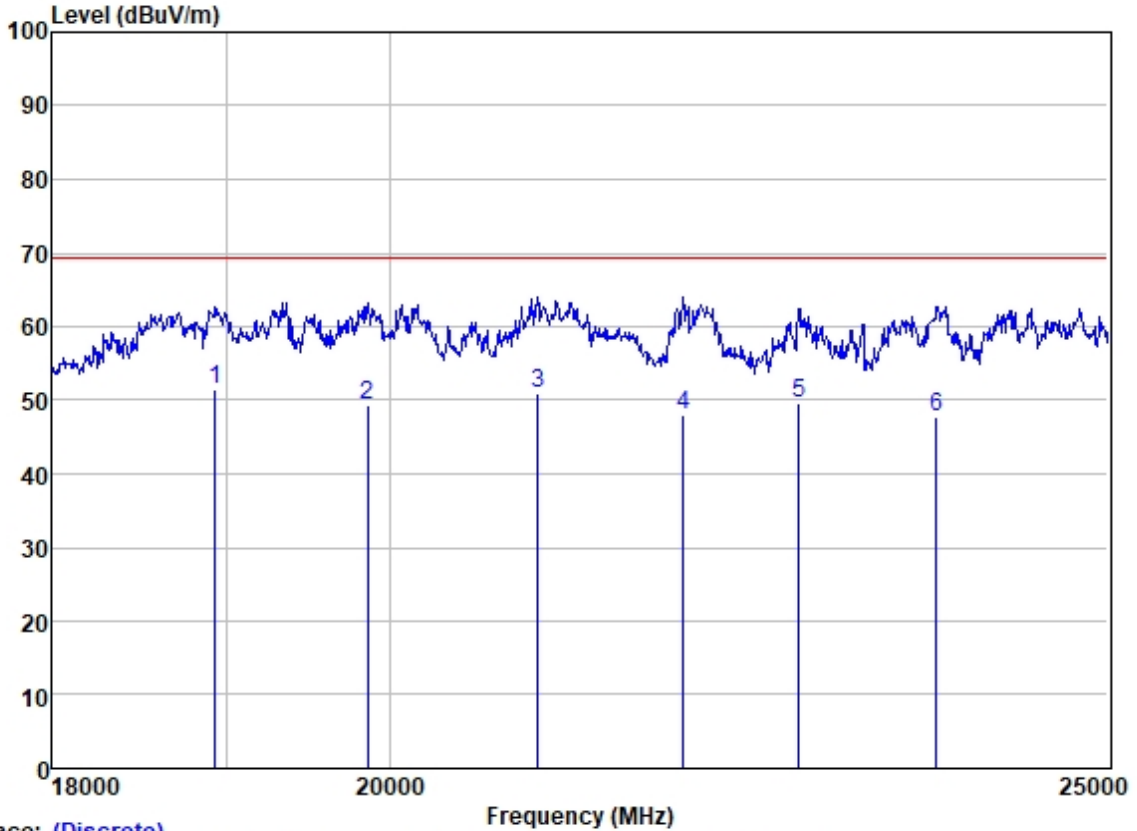


Trace: (Discrete)

|      | Read      | Antenna | Cable | Preamp | Level  | Limit  | Over  |           |                    |
|------|-----------|---------|-------|--------|--------|--------|-------|-----------|--------------------|
| Freq | Level     | Factor  | Loss  | Factor | Level  | Line   | Limit | Pol/Phase | Remark             |
| MHz  | dBuV      | dB/m    | dB    | dB     | dBuV/m | dBuV/m | dB    |           |                    |
| 1    | 2226.950  | 60.02   | 27.43 | 3.57   | 37.26  | 53.76  | 69.25 | -15.49    | HORIZONTAL Average |
| 2    | 4304.400  | 55.76   | 31.60 | 4.81   | 36.62  | 55.55  | 69.25 | -13.70    | HORIZONTAL Average |
| 3    | 4944.993  | 53.69   | 33.03 | 5.27   | 36.69  | 55.30  | 69.25 | -13.95    | HORIZONTAL Average |
| 4    | 7326.267  | 49.85   | 36.61 | 6.81   | 36.95  | 56.32  | 69.25 | -12.93    | HORIZONTAL Average |
| 5    | 9923.991  | 48.92   | 38.34 | 7.67   | 36.80  | 58.13  | 69.25 | -11.12    | HORIZONTAL Average |
| 6    | 12651.130 | 36.18   | 39.39 | 9.59   | 36.31  | 48.85  | 69.25 | -20.40    | HORIZONTAL Average |



Test Mode: 00; Polarity: Horizontal



Trace: (Discrete)

|      | ReadAntenna | Cable  | Preamp |        | Limit  | Over   |       |           |                    |
|------|-------------|--------|--------|--------|--------|--------|-------|-----------|--------------------|
| Freq | Level       | Factor | Loss   | Factor | Level  | Line   | Limit | Pol/Phase | Remark             |
| MHz  | dBuV        | dB/m   | dB     | dB     | dBuV/m | dBuV/m | dB    |           |                    |
| 1    | 18934.040   | 32.31  | 38.00  | 16.88  | 35.60  | 51.59  | 69.25 | -17.66    | HORIZONTAL Average |
| 2    | 19857.750   | 29.57  | 38.00  | 17.27  | 35.60  | 49.24  | 69.25 | -20.01    | HORIZONTAL Average |
| 3    | 20936.280   | 30.61  | 37.90  | 17.97  | 35.45  | 51.03  | 69.25 | -18.22    | HORIZONTAL Average |
| 4    | 21907.240   | 26.67  | 38.18  | 18.57  | 35.31  | 48.11  | 69.25 | -21.14    | HORIZONTAL Average |
| 5    | 22705.880   | 26.64  | 39.31  | 19.08  | 35.54  | 49.49  | 69.25 | -19.76    | HORIZONTAL Average |
| 6    | 23696.550   | 24.07  | 39.60  | 20.12  | 36.03  | 47.76  | 69.25 | -21.49    | HORIZONTAL Average |

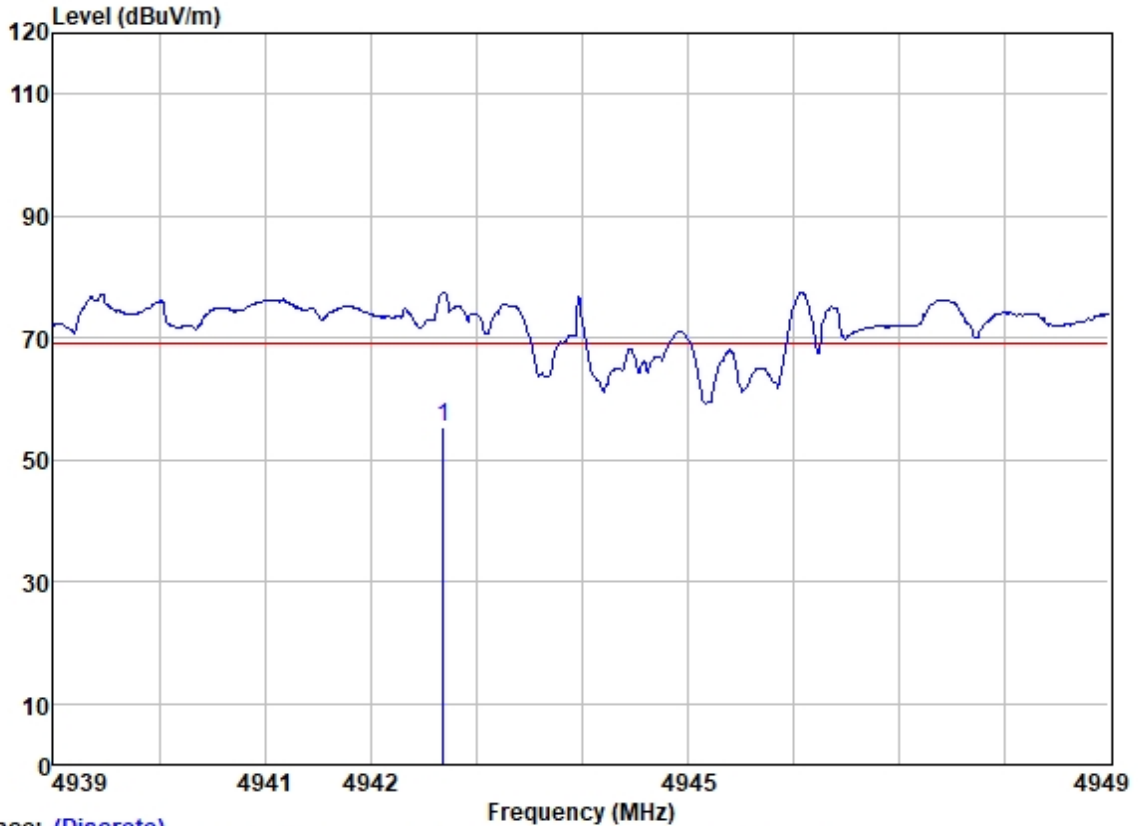


Unless otherwise agreed in writing, this document is issued by the Company subject to its General Conditions of Service printed overleaf, available on request or accessible at <https://www.sgs.com/en/Terms-and-Conditions>. Attention is drawn to the limitation of liability, indemnification and jurisdiction issues defined therein. Any holder of this document is advised that information contained hereon reflects the Company's findings at the time of its intervention only and within the limits of Client's instructions, if any. The Company's sole responsibility is to its Client and this document does not exonerate parties to a transaction from exercising all their rights and obligations under the transaction documents. This document cannot be reproduced except in full, without prior written approval of the Company. Any unauthorized alteration, forgery or falsification of the content or appearance of this document is unlawful and offenders may be prosecuted to the fullest extent of the law. Unless otherwise stated the results shown in this test report refer only to the sample(s) tested and such sample(s) are retained for 30 days only.

Attention: To check the authenticity of testing /inspection report & certificate, please contact us at telephone: (86-755) 8307 1443, or email: [CN.Doccheck@sgs.com](mailto:CN.Doccheck@sgs.com)



Test Mode: 00; Polarity: Horizontal



Trace: (Discrete)

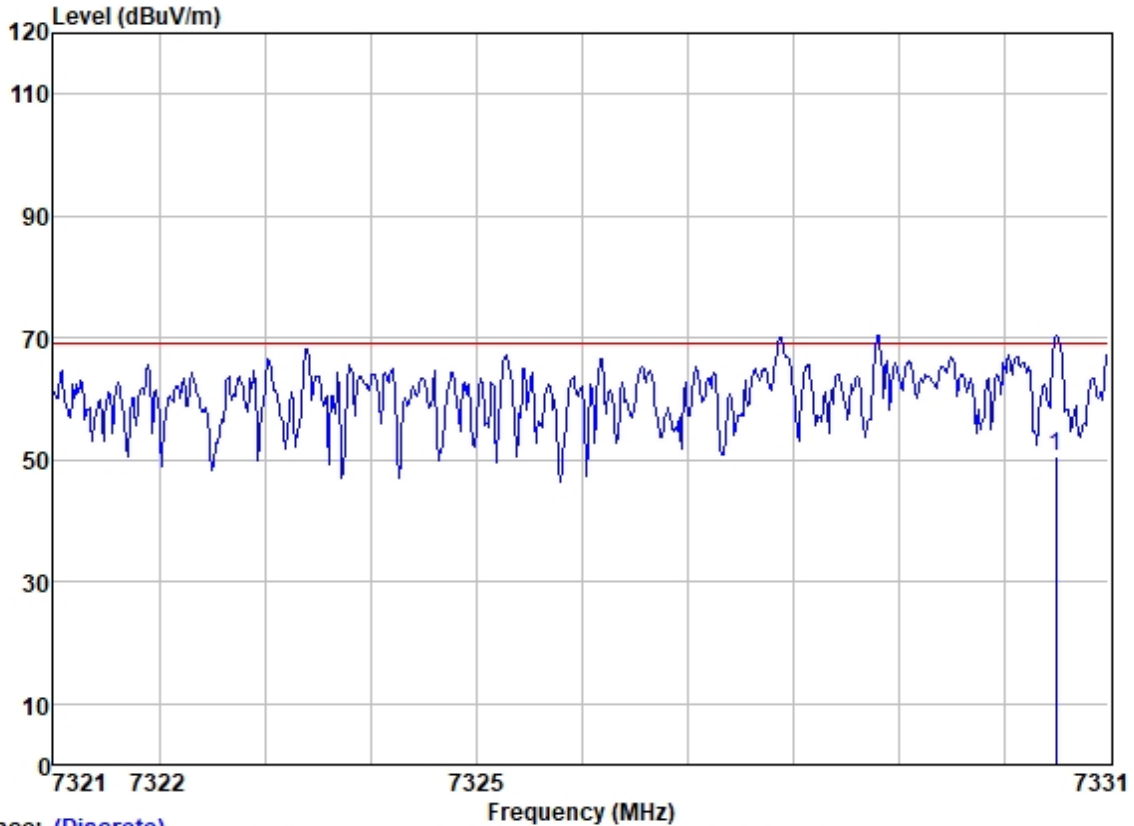
|   | Read Freq | Antenna Level | Cable Factor | Preamp Loss | Preamp Factor | Level  | Limit  | Over   | Pol/Phase  | Remark  |
|---|-----------|---------------|--------------|-------------|---------------|--------|--------|--------|------------|---------|
|   | MHz       | dBuV          | dB/m         | dB          | dB            | dBuV/m | dBuV/m | dB     |            |         |
| 1 | 4942.688  | 53.88         | 33.03        | 5.27        | 36.69         | 55.49  | 69.25  | -13.76 | HORIZONTAL | Average |



Unless otherwise agreed in writing, this document is issued by the Company subject to its General Conditions of Service printed overleaf, available on request or accessible at <https://www.sgs.com/en/Terms-and-Conditions>. Attention is drawn to the limitation of liability, indemnification and jurisdiction issues defined therein. Any holder of this document is advised that information contained hereon reflects the Company's findings at the time of its intervention only and within the limits of Client's instructions, if any. The Company's sole responsibility is to its Client and this document does not exonerate parties to a transaction from exercising all their rights and obligations under the transaction documents. This document cannot be reproduced except in full, without prior written approval of the Company. Any unauthorized alteration, forgery or falsification of the content or appearance of this document is unlawful and offenders may be prosecuted to the fullest extent of the law. Unless otherwise stated the results shown in this test report refer only to the sample(s) tested and such sample(s) are retained for 30 days only.

Attention: To check the authenticity of testing /inspection report & certificate, please contact us at telephone: (86-755) 8307 1443, or email: CN.Doccheck@sgs.com

Test Mode: 00; Polarity: Horizontal



Trace: (Discrete)

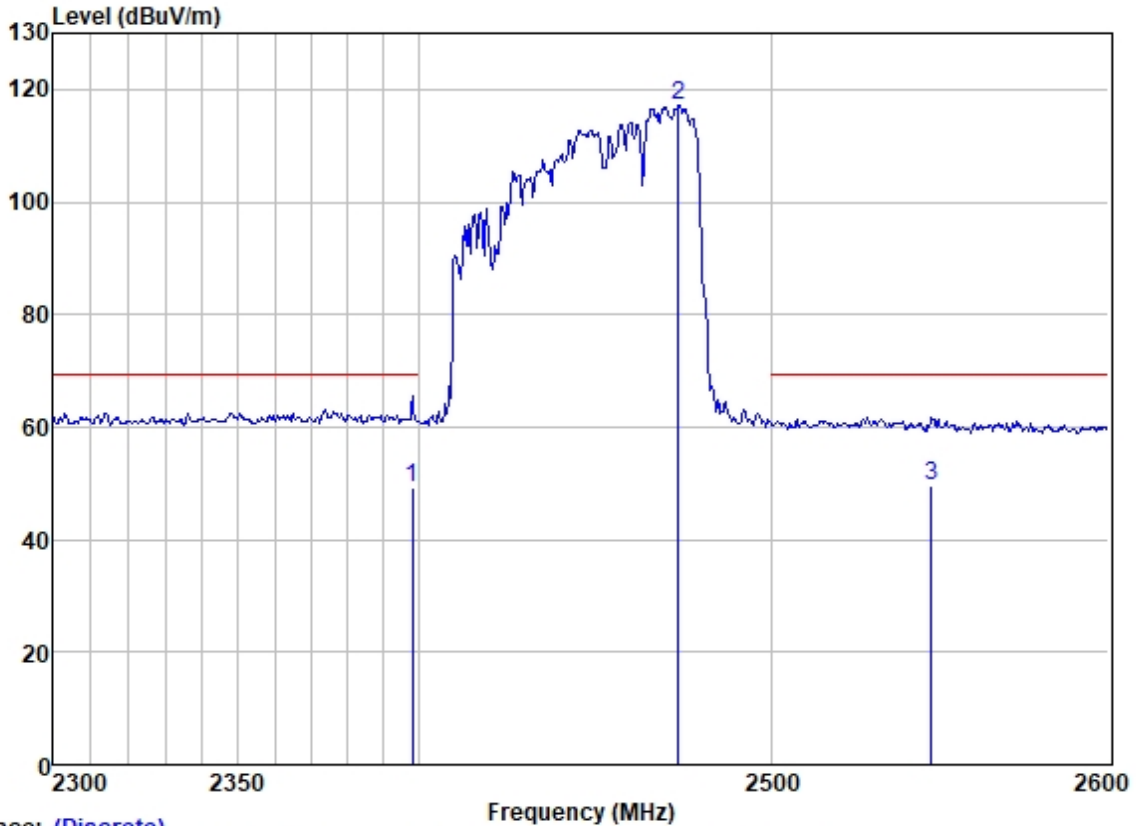
|            | ReadAntenna | Cable  | Preamp | Limit  | Over   |        |        |            |         |
|------------|-------------|--------|--------|--------|--------|--------|--------|------------|---------|
| Freq       | Level       | Factor | Loss   | Factor | Level  | Line   | Limit  | Pol/Phase  | Remark  |
| MHz        | dBuV        | dB/m   | dB     | dB     | dBuV/m | dBuV/m | dB     |            |         |
| 1 7330.500 | 44.02       | 36.61  | 6.81   | 36.95  | 50.49  | 69.25  | -18.76 | HORIZONTAL | Average |



Unless otherwise agreed in writing, this document is issued by the Company subject to its General Conditions of Service printed overleaf, available on request or accessible at <https://www.sgs.com/en/Terms-and-Conditions>. Attention is drawn to the limitation of liability, indemnification and jurisdiction issues defined therein. Any holder of this document is advised that information contained hereon reflects the Company's findings at the time of its intervention only and within the limits of Client's instructions, if any. The Company's sole responsibility is to its Client and this document does not exonerate parties to a transaction from exercising all their rights and obligations under the transaction documents. This document cannot be reproduced except in full, without prior written approval of the Company. Any unauthorized alteration, forgery or falsification of the content or appearance of this document is unlawful and offenders may be prosecuted to the fullest extent of the law. Unless otherwise stated the results shown in this test report refer only to the sample(s) tested and such sample(s) are retained for 30 days only.

Attention: To check the authenticity of testing /inspection report & certificate, please contact us at telephone: (86-755) 8307 1443, or email: CN.Doccheck@sgs.com

Test Mode: 00; Polarity: Horizontal



Trace: (Discrete)

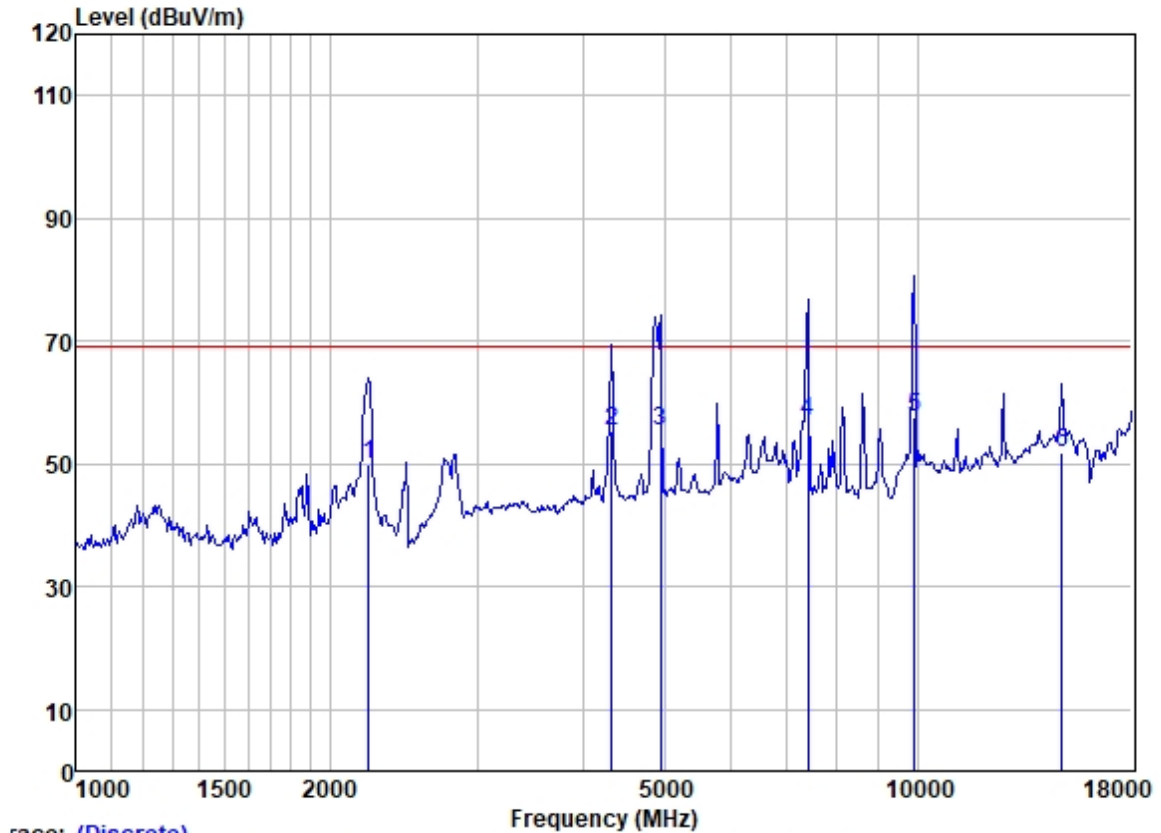
|   | Read Freq | Antenna Level | Cable Factor | Preamp Loss | Preamp Factor | Level  | Limit Line | Over Limit | Pol/Phase  | Remark  |
|---|-----------|---------------|--------------|-------------|---------------|--------|------------|------------|------------|---------|
|   | MHz       | dBuV          | dB/m         | dB          | dB            | dBuV/m | dBuV/m     | dB         |            |         |
| 1 | 2397.901  | 17.81         | 27.46        | 4.11        | 0.00          | 49.38  | 69.25      | -19.87     | HORIZONTAL | Average |
| 2 | 2473.143  | 85.79         | 27.75        | 3.57        | 0.00          | 117.11 | -----      | -----      | HORIZONTAL | Peak    |
| 3 | 2546.995  | 18.87         | 27.99        | 2.77        | 0.00          | 49.63  | 69.25      | -19.62     | HORIZONTAL | Average |



Unless otherwise agreed in writing, this document is issued by the Company subject to its General Conditions of Service printed overleaf, available on request or accessible at <https://www.sgs.com/en/Terms-and-Conditions>. Attention is drawn to the limitation of liability, indemnification and jurisdiction issues defined therein. Any holder of this document is advised that information contained hereon reflects the Company's findings at the time of its intervention only and within the limits of Client's instructions, if any. The Company's sole responsibility is to its Client and this document does not exonerate parties to a transaction from exercising all their rights and obligations under the transaction documents. This document cannot be reproduced except in full, without prior written approval of the Company. Any unauthorized alteration, forgery or falsification of the content or appearance of this document is unlawful and offenders may be prosecuted to the fullest extent of the law. Unless otherwise stated the results shown in this test report refer only to the sample(s) tested and such sample(s) are retained for 30 days only.

Attention: To check the authenticity of testing /inspection report & certificate, please contact us at telephone: (86-755) 8307 1443, or email: CN.Doccheck@sgs.com

Test Mode: 00; Polarity: Vertical



Trace: (Discrete)

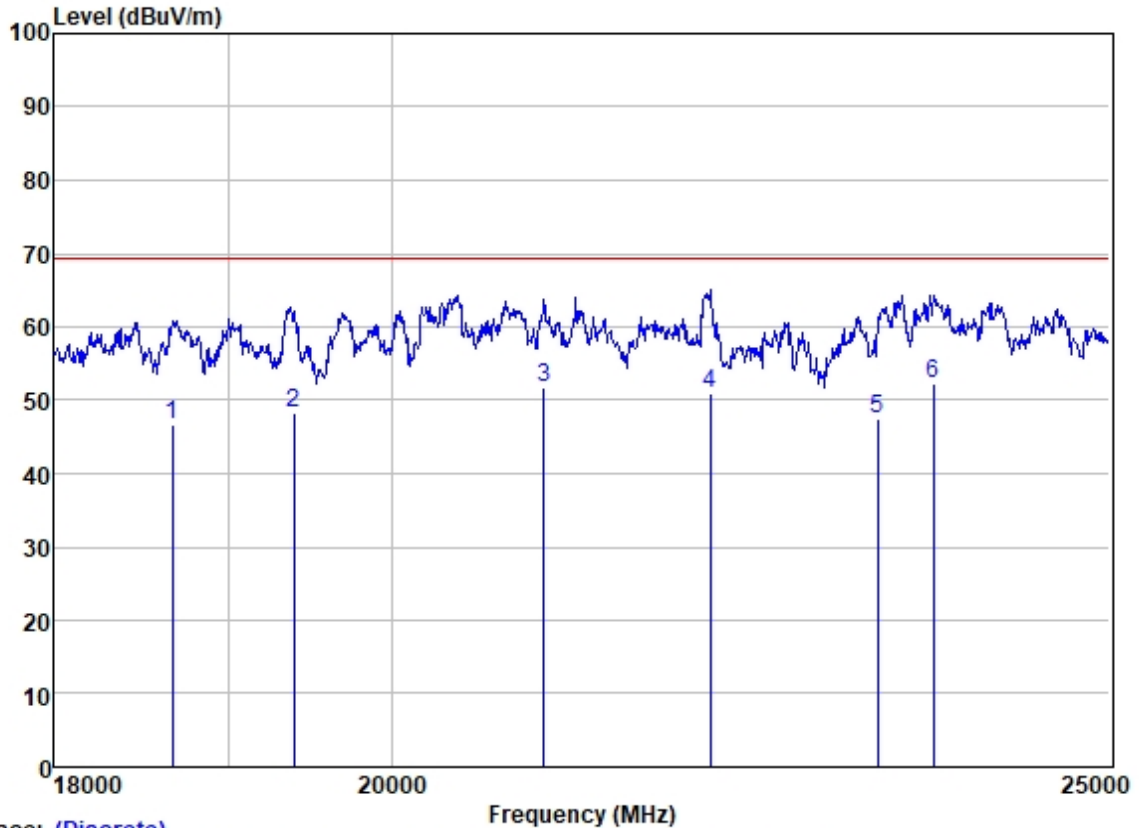
|      | ReadAntenna | Cable  | Preamp |        | Limit  | Over   |       |           |          |         |
|------|-------------|--------|--------|--------|--------|--------|-------|-----------|----------|---------|
| Freq | Level       | Factor | Loss   | Factor | Level  | Line   | Limit | Pol/Phase | Remark   |         |
| MHz  | dBuV        | dB/m   | dB     | dB     | dBuV/m | dBuV/m | dB    |           |          |         |
| 1    | 2226.950    | 56.14  | 27.43  | 3.57   | 37.26  | 49.88  | 69.25 | -19.37    | VERTICAL | Average |
| 2    | 4329.354    | 55.50  | 31.64  | 4.81   | 36.62  | 55.33  | 69.25 | -13.92    | VERTICAL | Average |
| 3    | 4944.993    | 53.72  | 33.03  | 5.27   | 36.69  | 55.33  | 69.25 | -13.92    | VERTICAL | Average |
| 4    | 7411.461    | 50.76  | 36.36  | 6.74   | 36.96  | 56.90  | 69.25 | -12.35    | VERTICAL | Average |
| 5    | 9923.991    | 48.42  | 38.34  | 7.67   | 36.80  | 57.63  | 69.25 | -11.62    | VERTICAL | Average |
| 6    | 14873.890   | 37.13  | 39.97  | 10.71  | 35.88  | 51.93  | 69.25 | -17.32    | VERTICAL | Average |



Unless otherwise agreed in writing, this document is issued by the Company subject to its General Conditions of Service printed overleaf, available on request or accessible at <https://www.sgs.com/en/Terms-and-Conditions>. Attention is drawn to the limitation of liability, indemnification and jurisdiction issues defined therein. Any holder of this document is advised that information contained hereon reflects the Company's findings at the time of its intervention only and within the limits of Client's instructions, if any. The Company's sole responsibility is to its Client and this document does not exonerate parties to a transaction from exercising all their rights and obligations under the transaction documents. This document cannot be reproduced except in full, without prior written approval of the Company. Any unauthorized alteration, forgery or falsification of the content or appearance of this document is unlawful and offenders may be prosecuted to the fullest extent of the law. Unless otherwise stated the results shown in this test report refer only to the sample(s) tested and such sample(s) are retained for 30 days only.

Attention: To check the authenticity of testing /inspection report & certificate, please contact us at telephone: (86-755) 8307 1443, or email: [CN.Doccheck@sgs.com](mailto:CN.Doccheck@sgs.com)

Test Mode: 00; Polarity: Vertical



Trace: (Discrete)

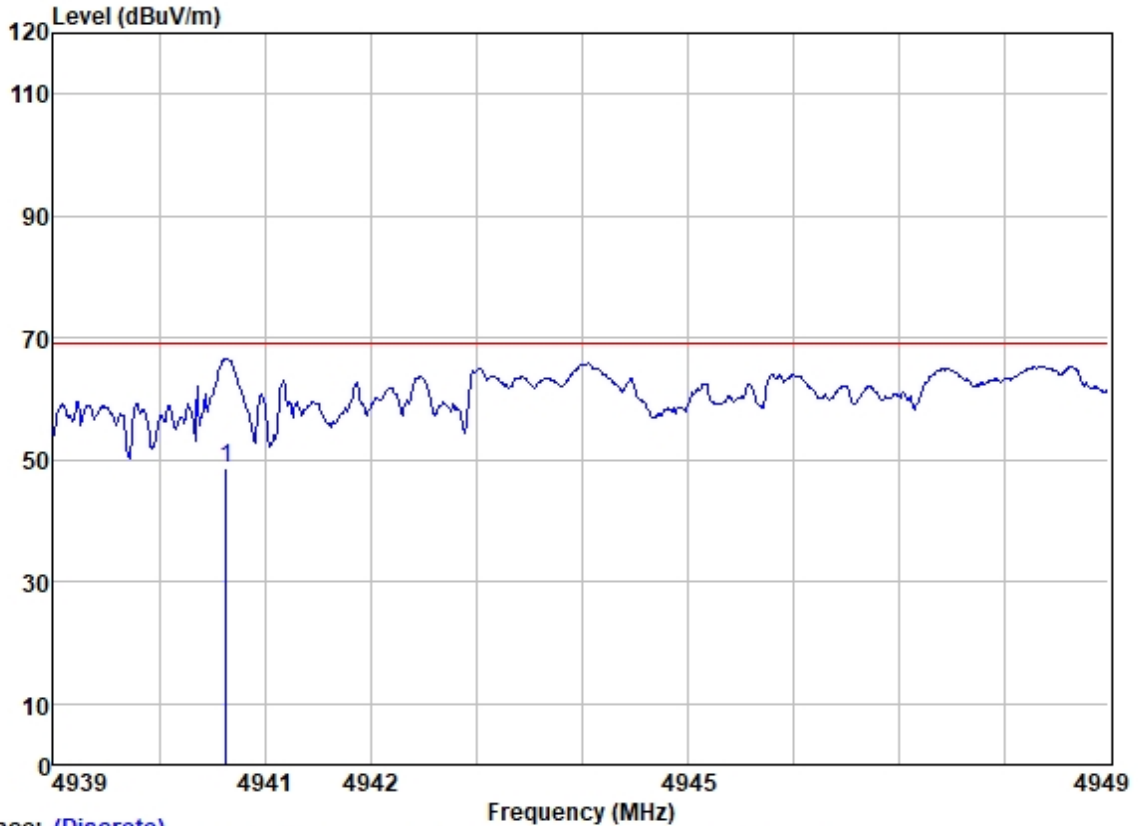
|   | Read Freq | Antenna Level | Cable Factor | Preamp Loss | Preamp Factor | Limit Level | Over Limit | Pol/Phase | Remark           |
|---|-----------|---------------|--------------|-------------|---------------|-------------|------------|-----------|------------------|
|   | MHz       | dBuV          | dB/m         | dB          | dB            | dBuV/m      | dB         |           |                  |
| 1 | 18674.600 | 27.52         | 37.97        | 16.81       | 35.60         | 46.70       | 69.25      | -22.55    | VERTICAL Average |
| 2 | 19393.580 | 28.82         | 38.00        | 17.03       | 35.60         | 48.25       | 69.25      | -21.00    | VERTICAL Average |
| 3 | 20963.810 | 31.18         | 37.90        | 17.99       | 35.45         | 51.62       | 69.25      | -17.63    | VERTICAL Average |
| 4 | 22073.390 | 29.49         | 38.28        | 18.62       | 35.32         | 51.07       | 69.25      | -18.18    | VERTICAL Average |
| 5 | 23256.970 | 24.29         | 39.60        | 19.42       | 35.86         | 47.45       | 69.25      | -21.80    | VERTICAL Average |
| 6 | 23665.440 | 28.60         | 39.60        | 20.10       | 36.01         | 52.29       | 69.25      | -16.96    | VERTICAL Average |



Unless otherwise agreed in writing, this document is issued by the Company subject to its General Conditions of Service printed overleaf, available on request or accessible at <https://www.sgs.com/en/Terms-and-Conditions>. Attention is drawn to the limitation of liability, indemnification and jurisdiction issues defined therein. Any holder of this document is advised that information contained hereon reflects the Company's findings at the time of its intervention only and within the limits of Client's instructions, if any. The Company's sole responsibility is to its Client and this document does not exonerate parties to a transaction from exercising all their rights and obligations under the transaction documents. This document cannot be reproduced except in full, without prior written approval of the Company. Any unauthorized alteration, forgery or falsification of the content or appearance of this document is unlawful and offenders may be prosecuted to the fullest extent of the law. Unless otherwise stated the results shown in this test report refer only to the sample(s) tested and such sample(s) are retained for 30 days only.

Attention: To check the authenticity of testing /inspection report & certificate, please contact us at telephone: (86-755) 8307 1443, or email: CN.Doccheck@sgs.com

Test Mode: 00; Polarity: Vertical



Trace: (Discrete)

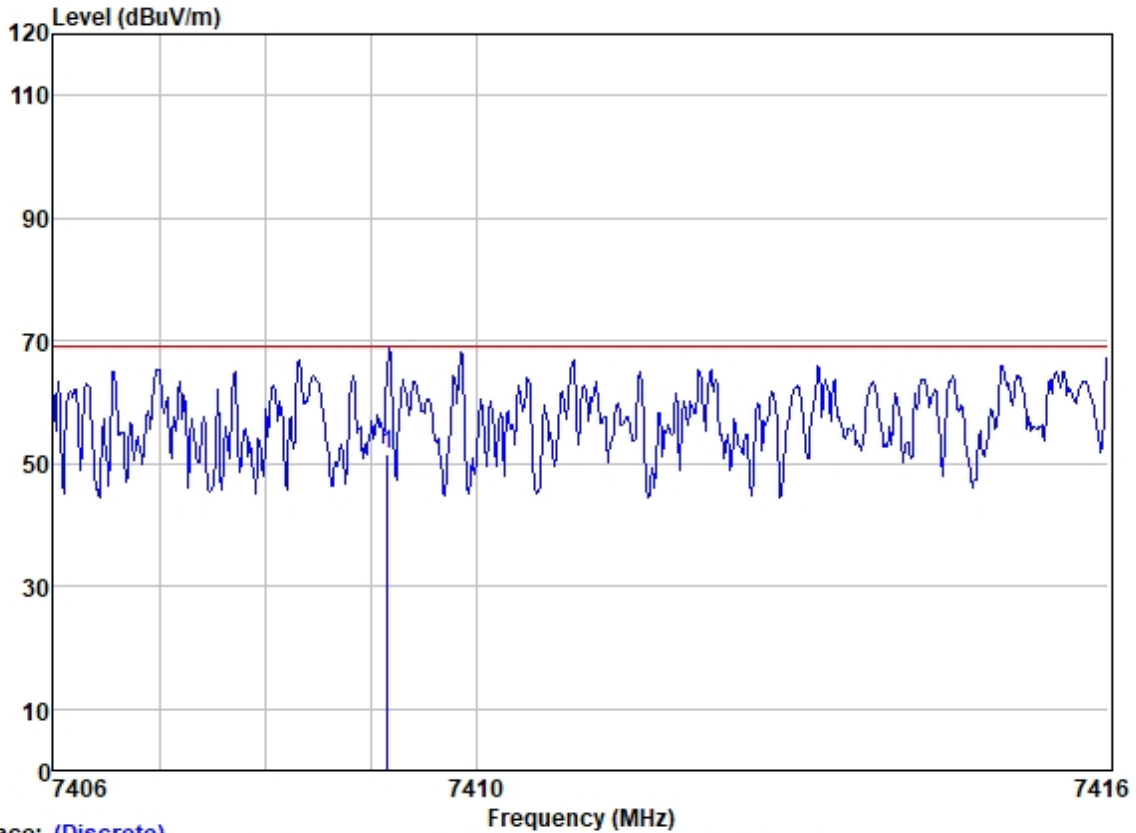
|   | Read Freq | Antenna Level | Cable Factor | Preamp Loss | Preamp Factor | Level  | Limit  | Over   | Pol/Phase | Remark  |
|---|-----------|---------------|--------------|-------------|---------------|--------|--------|--------|-----------|---------|
|   | MHz       | dBuV          | dB/m         | dB          | dB            | dBuV/m | dBuV/m | dB     |           |         |
| 1 | 4940.639  | 47.02         | 33.03        | 5.27        | 36.69         | 48.63  | 69.25  | -20.62 | VERTICAL  | Average |



Unless otherwise agreed in writing, this document is issued by the Company subject to its General Conditions of Service printed overleaf, available on request or accessible at <https://www.sgs.com/en/Terms-and-Conditions>. Attention is drawn to the limitation of liability, indemnification and jurisdiction issues defined therein. Any holder of this document is advised that information contained hereon reflects the Company's findings at the time of its intervention only and within the limits of Client's instructions, if any. The Company's sole responsibility is to its Client and this document does not exonerate parties to a transaction from exercising all their rights and obligations under the transaction documents. This document cannot be reproduced except in full, without prior written approval of the Company. Any unauthorized alteration, forgery or falsification of the content or appearance of this document is unlawful and offenders may be prosecuted to the fullest extent of the law. Unless otherwise stated the results shown in this test report refer only to the sample(s) tested and such sample(s) are retained for 30 days only.

Attention: To check the authenticity of testing /inspection report & certificate, please contact us at telephone: (86-755) 8307 1443, or email: CN.Doccheck@sgs.com

Test Mode: 00; Polarity: Vertical



Trace: (Discrete)

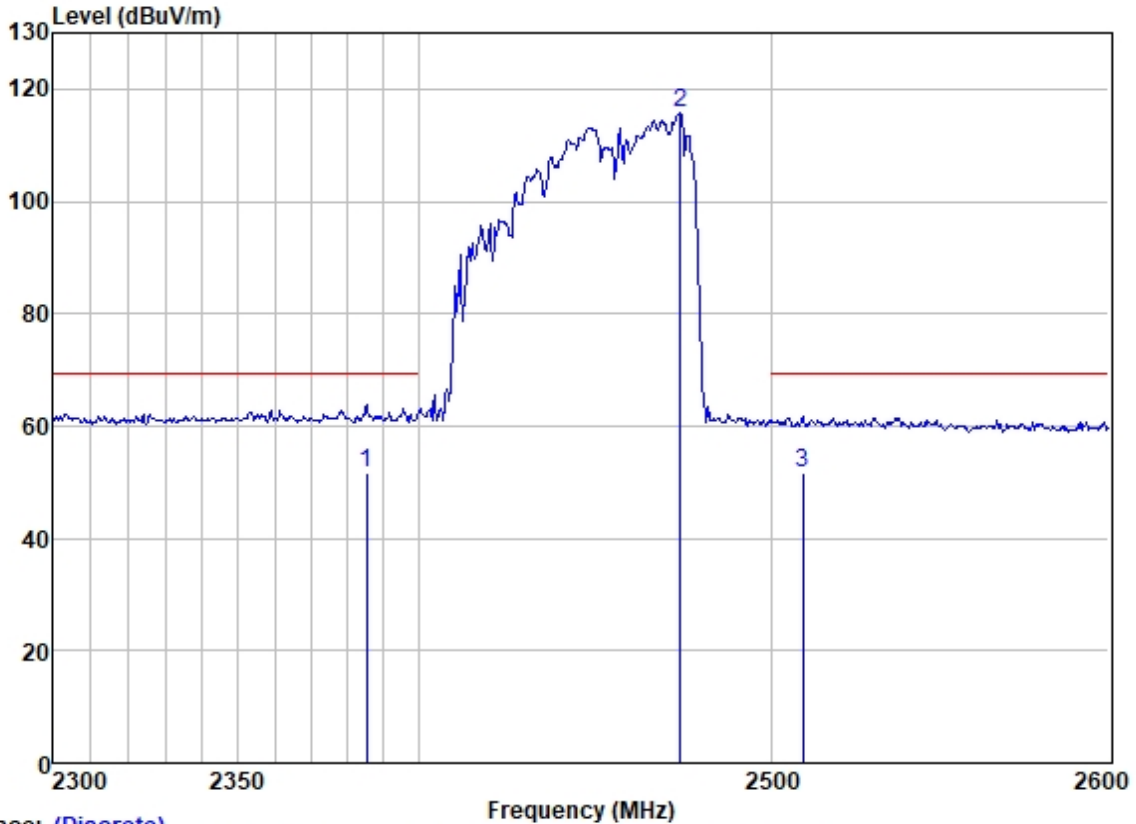
|            | ReadAntenna | Cable  | Preamp | Limit  | Over   |        |        |           |         |
|------------|-------------|--------|--------|--------|--------|--------|--------|-----------|---------|
| Freq       | Level       | Factor | Loss   | Factor | Level  | Line   | Limit  | Pol/Phase | Remark  |
| MHz        | dBuV        | dB/m   | dB     | dB     | dBuV/m | dBuV/m | dB     |           |         |
| 1 7409.168 | 45.52       | 36.36  | 6.74   | 36.96  | 51.66  | 69.25  | -17.59 | VERTICAL  | Average |



Unless otherwise agreed in writing, this document is issued by the Company subject to its General Conditions of Service printed overleaf, available on request or accessible at <https://www.sgs.com/en/Terms-and-Conditions>. Attention is drawn to the limitation of liability, indemnification and jurisdiction issues defined therein. Any holder of this document is advised that information contained hereon reflects the Company's findings at the time of its intervention only and within the limits of Client's instructions, if any. The Company's sole responsibility is to its Client and this document does not exonerate parties to a transaction from exercising all their rights and obligations under the transaction documents. This document cannot be reproduced except in full, without prior written approval of the Company. Any unauthorized alteration, forgery or falsification of the content or appearance of this document is unlawful and offenders may be prosecuted to the fullest extent of the law. Unless otherwise stated the results shown in this test report refer only to the sample(s) tested and such sample(s) are retained for 30 days only.

Attention: To check the authenticity of testing /inspection report & certificate, please contact us at telephone: (86-755) 8307 1443, or email: CN.Doccheck@sgs.com

Test Mode: 00; Polarity: Vertical



Trace: (Discrete)

|   | Freq     | ReadAntenna Level | Cable Factor | Preamp Loss | Preamp Factor | Level  | Limit Line | Over Limit | Pol/Phase | Remark  |
|---|----------|-------------------|--------------|-------------|---------------|--------|------------|------------|-----------|---------|
|   | MHz      | dBuV              | dB/m         | dB          | dB            | dBuV/m | dBuV/m     | dB         |           |         |
| 1 | 2385.293 | 20.14             | 27.45        | 4.22        | 0.00          | 51.81  | 69.25      | -17.44     | VERTICAL  | Average |
| 2 | 2473.749 | 84.45             | 27.75        | 3.57        | 0.00          | 115.77 | -----      | -----      | VERTICAL  | Peak    |
| 3 | 2509.182 | 20.56             | 27.87        | 3.14        | 0.00          | 51.57  | 69.25      | -17.68     | VERTICAL  | Average |



Unless otherwise agreed in writing, this document is issued by the Company subject to its General Conditions of Service printed overleaf, available on request or accessible at <https://www.sgs.com/en/Terms-and-Conditions>. Attention is drawn to the limitation of liability, indemnification and jurisdiction issues defined therein. Any holder of this document is advised that information contained hereon reflects the Company's findings at the time of its intervention only and within the limits of Client's instructions, if any. The Company's sole responsibility is to its Client and this document does not exonerate parties to a transaction from exercising all their rights and obligations under the transaction documents. This document cannot be reproduced except in full, without prior written approval of the Company. Any unauthorized alteration, forgery or falsification of the content or appearance of this document is unlawful and offenders may be prosecuted to the fullest extent of the law. Unless otherwise stated the results shown in this test report refer only to the sample(s) tested and such sample(s) are retained for 30 days only.

Attention: To check the authenticity of testing /inspection report & certificate, please contact us at telephone: (86-755) 8307 1443, or email: CN.Doccheck@sgs.com



**6.5 Output Power Measurement**

Test Requirement: 47 CFR Part 18  
 Test Method: FCC OST/MP-5:1986  
 Limit:

**Power output Measurement:**

**Formula:**

$$P = \frac{4,187 \cdot m_w (T_2 - T_1) + 0,55 \cdot m_c (T_2 - T_0)}{t}$$

**NOTE :**

P is the microwave power output, in watts  
 mw is the mass of the water, in grams  
 mc is the mass of the container, in grams  
 T0 is the ambient temperature, in degrees Celsius  
 T1 is the initial temperature of the water, in degrees Celsius  
 T2 is the final temperature of the water, in degrees Celsius  
 t is the heating time, in seconds, excluding the magnetron filament heating-up time.

**Input Power Measurement:**

The EUT was set up according to the MP-5 for input power measurement, the input power and current was measured using a power analyzer. Water load in a beaker was located in the center of the oven and the microwave oven was set to maximum power.

Base on the measured input power it was found that the microwave oven can operating as the user manual’s specifications.

**6.5.1 E.U.T. Operation**

Operating Environment:  
 Temperature: 22.5 °C Humidity: 52.4 % RH Atmospheric Pressure: 1021 mbar

**6.5.2 Test Mode Description**

| Pre-scan / Final test | Mode Code | Description  |
|-----------------------|-----------|--|
| Final test            | 00        | Test the EUT in microwave mode with maximum power. |
| Pre-scan              | 01        | Test the EUT in microwave mode with middle power.  |
| Pre-scan              | 02        | Test the EUT in microwave mode with lowest power.  |



Unless otherwise agreed in writing, this document is issued by the Company subject to its General Conditions of Service printed overleaf, available on request or accessible at <https://www.sgs.com/en/Terms-and-Conditions>. Attention is drawn to the limitation of liability, indemnification and jurisdiction issues defined therein. Any holder of this document is advised that information contained hereon reflects the Company’s findings at the time of its intervention only and within the limits of Client’s instructions, if any. The Company’s sole responsibility is to its Client and this document does not exonerate parties to a transaction from exercising all their rights and obligations under the transaction documents. This document cannot be reproduced except in full, without prior written approval of the Company. Any unauthorized alteration, forgery or falsification of the content or appearance of this document is unlawful and offenders may be prosecuted to the fullest extent of the law. Unless otherwise stated the results shown in this test report refer only to the sample(s) tested and such sample(s) are retained for 30 days only.

Attention: To check the authenticity of testing /inspection report & certificate, please contact us at telephone: (86-755) 8307 1443, or email: CN.Doccheck@sgs.com

**6.5.3 Measurement Procedure and Data**

| Mass of water (g) | Mass of the container (g) | Ambient temperature (°C) | Initial temperature (°C) | Final temperature (°C) | Heating time (s) | Power output (W) |
|-------------------|---------------------------|--------------------------|--------------------------|------------------------|------------------|------------------|
| 1003              | 422                       | 20.1                     | 10.0                     | 19.5                   | 59               | 673.8            |

| Input Voltage (V) | Input Current (A) | Power Factor | Measured input power (W) | Rated input power (W) |
|-------------------|-------------------|--------------|--------------------------|-----------------------|
| 120.02            | 9.04              | 0.933        | 1012                     | 1050                  |



Unless otherwise agreed in writing, this document is issued by the Company subject to its General Conditions of Service printed overleaf, available on request or accessible at <https://www.sgs.com/en/Terms-and-Conditions>. Attention is drawn to the limitation of liability, indemnification and jurisdiction issues defined therein. Any holder of this document is advised that information contained hereon reflects the Company's findings at the time of its intervention only and within the limits of Client's instructions, if any. The Company's sole responsibility is to its Client and this document does not exonerate parties to a transaction from exercising all their rights and obligations under the transaction documents. This document cannot be reproduced except in full, without prior written approval of the Company. Any unauthorized alteration, forgery or falsification of the content or appearance of this document is unlawful and offenders may be prosecuted to the fullest extent of the law. Unless otherwise stated the results shown in this test report refer only to the sample(s) tested and such sample(s) are retained for 30 days only.

Attention: To check the authenticity of testing /inspection report & certificate, please contact us at telephone: (86-755) 8307 1443, or email: [CN.Doccheck@sgs.com](mailto:CN.Doccheck@sgs.com)

**6.6 Operating Frequency Measurement**

Test Requirement: 47 CFR Part 18  
 Test Method: FCC OST/MP-5:1986  
 Limit:  
 Frequency Range: 2400-2500 MHz  
 Detector: Average for the final result for outside ISM band(2450MHz±50MHz)  
 Outside band limit: (a) ISM equipment operation on a frequency specified in §18.301 is permitted unlimited radiated energy in the band specified for that frequency.

(b) The field strength levels of emissions which lie outside the bands specified in §18.301, unless otherwise indicated, shall not exceed the following:

| RF Power generated by equipment(watts) | Field strength Limit(uV/m) @300m |
|--|----------------------------------|
| Below 500                              | 25                               |
| 500 or more                            | 25*SQRT(power/500)               |

**Power =673.8 W** according to clause 6.1.2

**Limit=20lg(25\*SQRT(power/500))+20lg(300/3)=69.25dBuV/m @ 3m distance.**

ISM band: ISM equipment may be operated on any frequency above 9 kHz.

And the frequency band 2400-2500MHz is allocated for use by ISM equipment.

(§18.301)

| ISM frequency  | Tolerance       |
|----------------|-----------------|
| 6.78MHz        | ±15.0kHz        |
| 13.56MHz       | ±7.0kHz         |
| 27.12MHz       | ±163.0kHz       |
| 40.68MHz       | ±20.0kHz        |
| 915MHz         | ±13.0MHz        |
| <b>2450MHz</b> | <b>±50.0MHz</b> |
| 5800MHz        | ±75.0MHz        |
| 24125MHz       | ±125.0MHz       |
| 61.25GHz       | ±250.0MHz       |
| 122.5GHz       | ±500.0MHz       |
| 245.00GHz      | ±1.0GHz         |



Unless otherwise agreed in writing, this document is issued by the Company subject to its General Conditions of Service printed overleaf, available on request or accessible at <https://www.sgs.com/en/Terms-and-Conditions>. Attention is drawn to the limitation of liability, indemnification and jurisdiction issues defined therein. Any holder of this document is advised that information contained hereon reflects the Company's findings at the time of its intervention only and within the limits of Client's instructions, if any. The Company's sole responsibility is to its Client and this document does not exonerate parties to a transaction from exercising all their rights and obligations under the transaction documents. This document cannot be reproduced except in full, without prior written approval of the Company. Any unauthorized alteration, forgery or falsification of the content or appearance of this document is unlawful and offenders may be prosecuted to the fullest extent of the law. Unless otherwise stated the results shown in this test report refer only to the sample(s) tested and such sample(s) are retained for 30 days only.

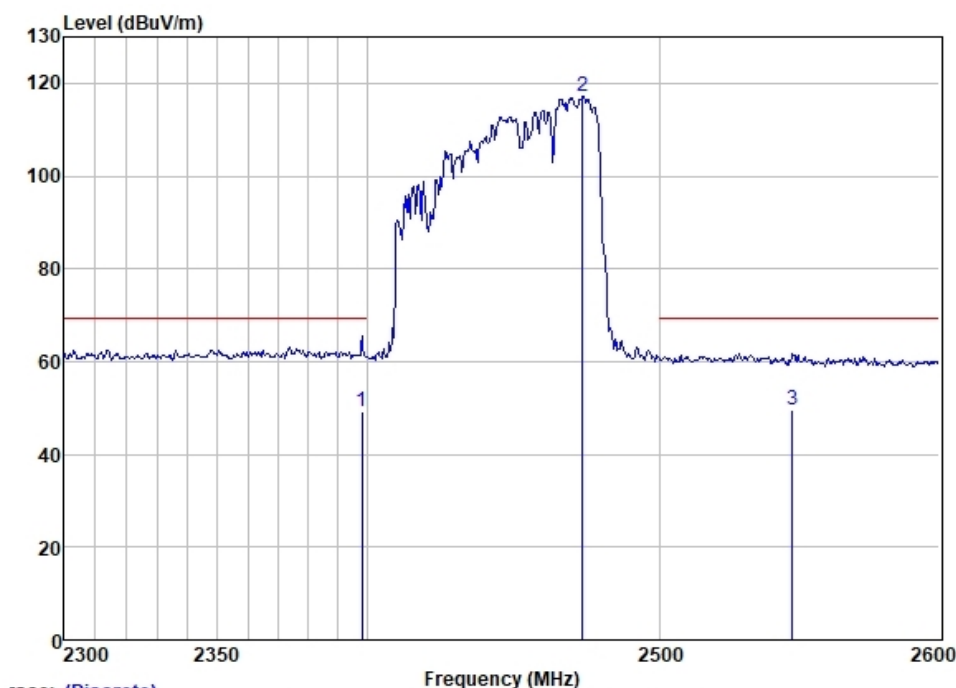
Attention: To check the authenticity of testing /inspection report & certificate, please contact us at telephone: (86-755) 8307 1443, or email: CN.Doccheck@sgs.com

### 6.6.1 Test Mode Description

| Pre-scan / Mode | Code | Description  |
|-----------------|------|--|
| Final test      | 00   | Test the EUT in microwave mode with maximum power. |
| Pre-scan        | 01   | Test the EUT in microwave mode with middle power.  |
| Pre-scan        | 02   | Test the EUT in microwave mode with lowest power.  |

### 6.6.2 Measurement Procedure and Data

Test Mode: 00; The variation of frequency with time



| Trace: (Discrete) | ReadAntenna | Cable  | Preamp | Limit  | Over   |        |       |           |                    |
|-------------------|-------------|--------|--------|--------|--------|--------|-------|-----------|--------------------|
| Freq              | Level       | Factor | Loss   | Factor | Level  | Line   | Limit | Pol/Phase | Remark             |
| MHz               | dBuV        | dB/m   | dB     | dB     | dBuV/m | dBuV/m | dB    |           |                    |
| 1                 | 2397.901    | 17.81  | 27.46  | 4.11   | 0.00   | 49.38  | 69.25 | -19.87    | HORIZONTAL Average |
| 2                 | 2473.143    | 85.79  | 27.75  | 3.57   | 0.00   | 117.11 | ----- | -----     | HORIZONTAL Peak    |
| 3                 | 2546.995    | 18.87  | 27.99  | 2.77   | 0.00   | 49.63  | 69.25 | -19.62    | HORIZONTAL Average |

The variation of frequency with time

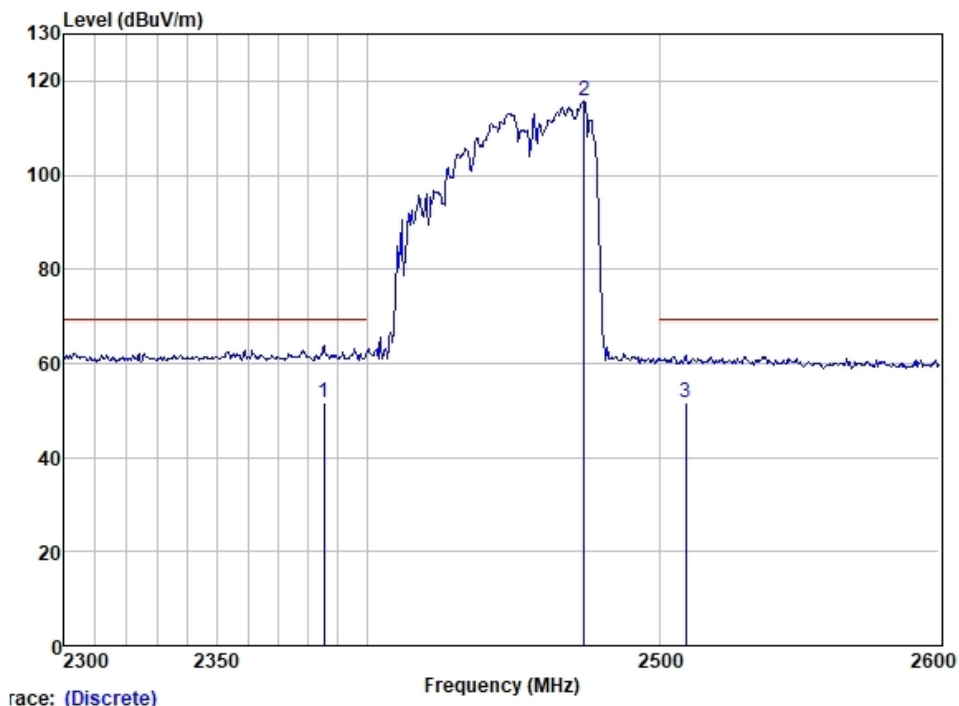
The operating frequency was measured using a spectrum analyzer, the supply voltage was setting at the rated AC voltage, measured was start with EUT at room temperature, the operating frequency was monitored until the water load was reduced to 20 percent of the original quantity.

Test record was found the worst situation is when the water load is reduced to 20 percent of the original quantity.

| ISM frequency(MHz) | Tolerance(MHz) | Measurement Data(MHz) |
|--------------------|----------------|-----------------------|
| 2450               | ±50            | 2473                  |



Test Mode: 00; The variation of frequency with line voltage



Trace: (Discrete)

|   | ReadAntenna Freq | Level | Cable Factor | Preamp Loss | Preamp Factor | Level  | Limit Line | Over Limit | Pol/Phase | Remark  |
|---|------------------|-------|--------------|-------------|---------------|--------|------------|------------|-----------|---------|
|   | MHz              | dBuV  | dB/m         | dB          | dB            | dBuV/m | dBuV/m     | dB         |           |         |
| 1 | 2385.293         | 20.14 | 27.45        | 4.22        | 0.00          | 51.81  | 69.25      | -17.44     | VERTICAL  | Average |
| 2 | 2473.749         | 84.45 | 27.75        | 3.57        | 0.00          | 115.77 | -----      | -----      | VERTICAL  | Peak    |
| 3 | 2509.182         | 20.56 | 27.87        | 3.14        | 0.00          | 51.57  | 69.25      | -17.68     | VERTICAL  | Average |

The variation of frequency with line voltage.

The operating frequency was measured using a spectrum analyzer, the supply voltage was setting at the rated AC voltage, measured was start with EUT at room temperature. The EUT was started to warm by at least 10 minutes, the operating frequency was monitored as the rated voltage was varied from 80% to 125%.

Test record was found the worst situation is when the line voltage is 125% of rated AC voltage.

| ISM frequency(MHz) | Tolerance(MHz) | Measurement Data(MHz) |
|--------------------|----------------|-----------------------|
| 2450               | ±50            | 2474                  |



### 6.7 Radiation Hazard Test

Test Requirement: 47 CFR Part 18  
 Test Method: FCC OST/MP-5:1986

#### 6.7.1 E.U.T. Operation

Operating Environment:  
 Temperature: 22.4 °C Humidity: 52.5 % RH Atmospheric Pressure: 1021 mbar

#### 6.7.2 Test Mode Description

| Pre-scan / Mode | Code | Description  |
|-----------------|------|--|
| Final test      | 00   | Test the EUT in microwave mode with maximum power. |
| Pre-scan        | 01   | Test the EUT in microwave mode with middle power.  |
| Pre-scan        | 02   | Test the EUT in microwave mode with lowest power.  |

#### 6.7.3 Measurement Procedure and Data

| Maximum measure level (mW/cm <sup>2</sup> ) | Limit (mW/cm <sup>2</sup> ) | Test Result |
|---|-----------------------------|-------------|
| 0.019                                       | 1                           | Pass        |



Unless otherwise agreed in writing, this document is issued by the Company subject to its General Conditions of Service printed overleaf, available on request or accessible at <https://www.sgs.com/en/Terms-and-Conditions>. Attention is drawn to the limitation of liability, indemnification and jurisdiction issues defined therein. Any holder of this document is advised that information contained hereon reflects the Company's findings at the time of its intervention only and within the limits of Client's instructions, if any. The Company's sole responsibility is to its Client and this document does not exonerate parties to a transaction from exercising all their rights and obligations under the transaction documents. This document cannot be reproduced except in full, without prior written approval of the Company. Any unauthorized alteration, forgery or falsification of the content or appearance of this document is unlawful and offenders may be prosecuted to the fullest extent of the law. Unless otherwise stated the results shown in this test report refer only to the sample(s) tested and such sample(s) are retained for 30 days only.

Attention: To check the authenticity of testing /inspection report & certificate, please contact us at telephone: (86-755) 8307 1443, or email: CN.Doccheck@sgs.com

## 7 Test Setup Photo

Refer to Appendix - Test Setup Photo for GZEM240100010202



Unless otherwise agreed in writing, this document is issued by the Company subject to its General Conditions of Service printed overleaf, available on request or accessible at <https://www.sgs.com/en/Terms-and-Conditions>. Attention is drawn to the limitation of liability, indemnification and jurisdiction issues defined therein. Any holder of this document is advised that information contained hereon reflects the Company's findings at the time of its intervention only and within the limits of Client's instructions, if any. The Company's sole responsibility is to its Client and this document does not exonerate parties to a transaction from exercising all their rights and obligations under the transaction documents. This document cannot be reproduced except in full, without prior written approval of the Company. Any unauthorized alteration, forgery or falsification of the content or appearance of this document is unlawful and offenders may be prosecuted to the fullest extent of the law. Unless otherwise stated the results shown in this test report refer only to the sample(s) tested and such sample(s) are retained for 30 days only.

Attention: To check the authenticity of testing /inspection report & certificate, please contact us at telephone: (86-755) 8307 1443, or email: [CN.Doccheck@sgs.com](mailto:CN.Doccheck@sgs.com)

### 8 EUT Constructional Details (EUT Photos)

Refer to Appendix - External and Internal Photos for GZEM2401000102HS

- End of the Report -



Unless otherwise agreed in writing, this document is issued by the Company subject to its General Conditions of Service printed overleaf, available on request or accessible at <https://www.sgs.com/en/Terms-and-Conditions>. Attention is drawn to the limitation of liability, indemnification and jurisdiction issues defined therein. Any holder of this document is advised that information contained hereon reflects the Company's findings at the time of its intervention only and within the limits of Client's instructions, if any. The Company's sole responsibility is to its Client and this document does not exonerate parties to a transaction from exercising all their rights and obligations under the transaction documents. This document cannot be reproduced except in full, without prior written approval of the Company. Any unauthorized alteration, forgery or falsification of the content or appearance of this document is unlawful and offenders may be prosecuted to the fullest extent of the law. Unless otherwise stated the results shown in this test report refer only to the sample(s) tested and such sample(s) are retained for 30 days only.

Attention: To check the authenticity of testing /inspection report & certificate, please contact us at telephone: (86-755) 8307 1443, or email: [CN.Doccheck@sgs.com](mailto:CN.Doccheck@sgs.com)