

IMPORTANT NOTICE

USAGE OF THE DAE 4

The DAE unit is a delicate, high precision instrument and requires careful treatment by the user. There are no serviceable parts inside the DAE. Special attention shall be given to the following points:

Battery Exchange: The battery cover of the DAE4 unit is closed using a screw, over tightening the screw may cause the threads inside the DAE to wear out.

Shipping of the DAE: Before shipping the DAE to SPEAG for calibration, remove the batteries and pack the DAE in an antistatic bag. This antistatic bag shall then be packed into a larger box or container which protects the DAE from impacts during transportation. The package shall be marked to indicate that a fragile instrument is inside.

E-Stop Failures: Touch detection may be malfunctioning due to broken magnets in the E-stop. Rough handling of the E-stop may lead to damage of these magnets. Touch and collision errors are often caused by dust and dirt accumulated in the E-stop. To prevent E-stop failure, the customer shall always mount the probe to the DAE carefully and keep the DAE unit in a non-dusty environment if not used for measurements.

Repair: Minor repairs are performed at no extra cost during the annual calibration. However, SPEAG reserves the right to charge for any repair especially if rough unprofessional handling caused the defect.

DASY Configuration Files: Since the exact values of the DAE input resistances, as measured during the calibration procedure of a DAE unit, are not used by the DASY software, a nominal value of 200 MOhm is given in the corresponding configuration file.

Important Note:

Warranty and calibration is void if the DAE unit is disassembled partly or fully by the Customer.

Important Note:

Never attempt to grease or oil the E-stop assembly. Cleaning and readjusting of the E-stop assembly is allowed by certified SPEAG personnel only and is part of the annual calibration procedure.

Important Note:

To prevent damage of the DAE probe connector pins, use great care when installing the probe to the DAE. Carefully connect the probe with the connector notch oriented in the mating position. Avoid any rotational movement of the probe body versus the DAE while turning the locking nut of the connector. The same care shall be used when disconnecting the probe from the DAE.



Accredited by the Swiss Accreditation Service (SAS)
The Swiss Accreditation Service is one of the signatories to the EA
Multilateral Agreement for the recognition of calibration certificates

Accreditation No.: **SCS 0108**

Client **BTL-TW (Auden)**

Certificate No: **DAE4-1486_Aug17**

CALIBRATION CERTIFICATE

Object **DAE4 - SD 000 D04 BM - SN: 1486**

Calibration procedure(s) **QA CAL-06.v29
Calibration procedure for the data acquisition electronics (DAE)**

Calibration date: **August 17, 2017**

This calibration certificate documents the traceability to national standards, which realize the physical units of measurements (SI).
The measurements and the uncertainties with confidence probability are given on the following pages and are part of the certificate.

All calibrations have been conducted in the closed laboratory facility: environment temperature (22 ± 3)°C and humidity < 70%.

Calibration Equipment used (M&TE critical for calibration)

| Primary Standards | ID # | Cal Date (Certificate No.) | Scheduled Calibration |
|-------------------------------|--------------------|----------------------------|------------------------|
| Keithley Multimeter Type 2001 | SN: 0810278 | 09-Sep-16 (No:19065) | Sep-17 |
| Secondary Standards | ID # | Check Date (in house) | Scheduled Check |
| Auto DAE Calibration Unit | SE UWS 053 AA 1001 | 05-Jan-17 (in house check) | In house check: Jan-18 |
| Calibrator Box V2.1 | SE UMS 006 AA 1002 | 05-Jan-17 (in house check) | In house check: Jan-18 |

| | | | |
|----------------|-------------------------------|-----------------------------------|---------------|
| Calibrated by: | Name Adrian Gehring | Function Laboratory Technician | Signature |
| Approved by: | Name Sven Kühn | Deputy Manager | |

Issued: August 17, 2017

This calibration certificate shall not be reproduced except in full without written approval of the laboratory.



Accredited by the Swiss Accreditation Service (SAS)

The Swiss Accreditation Service is one of the signatories to the EA
Multilateral Agreement for the recognition of calibration certificates

Accreditation No.: **SCS 0108**

Glossary

| | |
|-----------------|---|
| DAE | data acquisition electronics |
| Connector angle | information used in DASY system to align probe sensor X to the robot coordinate system. |

Methods Applied and Interpretation of Parameters

- *DC Voltage Measurement*: Calibration Factor assessed for use in DASY system by comparison with a calibrated instrument traceable to national standards. The figure given corresponds to the full scale range of the voltmeter in the respective range.
- *Connector angle*: The angle of the connector is assessed measuring the angle mechanically by a tool inserted. Uncertainty is not required.
- The following parameters as documented in the Appendix contain technical information as a result from the performance test and require no uncertainty.
 - *DC Voltage Measurement Linearity*: Verification of the Linearity at +10% and -10% of the nominal calibration voltage. Influence of offset voltage is included in this measurement.
 - *Common mode sensitivity*: Influence of a positive or negative common mode voltage on the differential measurement.
 - *Channel separation*: Influence of a voltage on the neighbor channels not subject to an input voltage.
 - *AD Converter Values with inputs shorted*: Values on the internal AD converter corresponding to zero input voltage
 - *Input Offset Measurement*: Output voltage and statistical results over a large number of zero voltage measurements.
 - *Input Offset Current*: Typical value for information; Maximum channel input offset current, not considering the input resistance.
 - *Input resistance*: Typical value for information: DAE input resistance at the connector, during internal auto-zeroing and during measurement.
 - *Low Battery Alarm Voltage*: Typical value for information. Below this voltage, a battery alarm signal is generated.
 - *Power consumption*: Typical value for information. Supply currents in various operating modes.

DC Voltage Measurement

A/D - Converter Resolution nominal

High Range: 1LSB = 6.1 μ V, full range = -100...+300 mV

Low Range: 1LSB = 61nV, full range = -1.....+3mV

DASY measurement parameters: Auto Zero Time: 3 sec; Measuring time: 3 sec

| Calibration Factors | X | Y | Z |
|---------------------|---------------------------|---------------------------|---------------------------|
| High Range | 403.886 \pm 0.02% (k=2) | 403.965 \pm 0.02% (k=2) | 403.685 \pm 0.02% (k=2) |
| Low Range | 3.98071 \pm 1.50% (k=2) | 3.99029 \pm 1.50% (k=2) | 3.96215 \pm 1.50% (k=2) |

Connector Angle

| | |
|---|------------------------------------|
| Connector Angle to be used in DASY system | 33.0 $^{\circ}$ \pm 1 $^{\circ}$ |
|---|------------------------------------|

Appendix (Additional assessments outside the scope of SCS0108)

1. DC Voltage Linearity

| High Range | Reading (μV) | Difference (μV) | Error (%) |
|-------------------|---------------------------|------------------------------|-----------|
| Channel X + Input | 199997.44 | 0.31 | 0.00 |
| Channel X + Input | 20002.73 | 0.71 | 0.00 |
| Channel X - Input | -19995.90 | 4.82 | -0.02 |
| Channel Y + Input | 199999.46 | 2.39 | 0.00 |
| Channel Y + Input | 20001.00 | -1.00 | -0.00 |
| Channel Y - Input | -19997.45 | 3.19 | -0.02 |
| Channel Z + Input | 199997.95 | 0.65 | 0.00 |
| Channel Z + Input | 19998.34 | -3.54 | -0.02 |
| Channel Z - Input | -20000.69 | 0.09 | -0.00 |

| Low Range | Reading (μV) | Difference (μV) | Error (%) |
|-------------------|---------------------------|------------------------------|-----------|
| Channel X + Input | 2002.71 | 1.12 | 0.06 |
| Channel X + Input | 202.48 | 0.42 | 0.21 |
| Channel X - Input | -197.65 | 0.33 | -0.17 |
| Channel Y + Input | 2002.22 | 0.65 | 0.03 |
| Channel Y + Input | 201.72 | -0.18 | -0.09 |
| Channel Y - Input | -198.36 | -0.38 | 0.19 |
| Channel Z + Input | 2002.31 | 0.90 | 0.05 |
| Channel Z + Input | 200.73 | -1.14 | -0.56 |
| Channel Z - Input | -199.28 | -1.23 | 0.62 |

2. Common mode sensitivity

DASY measurement parameters: Auto Zero Time: 3 sec; Measuring time: 3 sec

| | Common mode Input Voltage (mV) | High Range Average Reading (μV) | Low Range Average Reading (μV) |
|-----------|--------------------------------|--|---|
| Channel X | 200 | -0.07 | -2.29 |
| | - 200 | 3.97 | 2.09 |
| Channel Y | 200 | -20.08 | -20.90 |
| | - 200 | 19.68 | 19.66 |
| Channel Z | 200 | -4.68 | -4.54 |
| | - 200 | 2.49 | 2.35 |

3. Channel separation

DASY measurement parameters: Auto Zero Time: 3 sec; Measuring time: 3 sec

| | Input Voltage (mV) | Channel X (μV) | Channel Y (μV) | Channel Z (μV) |
|-----------|--------------------|-----------------------------|-----------------------------|-----------------------------|
| Channel X | 200 | - | -1.12 | -3.45 |
| Channel Y | 200 | 6.57 | - | 0.57 |
| Channel Z | 200 | 10.50 | 4.12 | - |

4. AD-Converter Values with inputs shorted

DASY measurement parameters: Auto Zero Time: 3 sec; Measuring time: 3 sec

| | High Range (LSB) | Low Range (LSB) |
|-----------|------------------|-----------------|
| Channel X | 16076 | 13636 |
| Channel Y | 16440 | 13108 |
| Channel Z | 15998 | 15556 |

5. Input Offset Measurement

DASY measurement parameters: Auto Zero Time: 3 sec; Measuring time: 3 sec

Input 10M Ω

| | Average (μ V) | min. Offset (μ V) | max. Offset (μ V) | Std. Deviation (μ V) |
|-----------|--------------------|------------------------|------------------------|---------------------------|
| Channel X | 0.52 | -0.57 | 1.85 | 0.38 |
| Channel Y | 0.07 | -1.20 | 0.98 | 0.34 |
| Channel Z | -0.31 | -1.17 | 0.56 | 0.35 |

6. Input Offset Current

Nominal Input circuitry offset current on all channels: <25fA

7. Input Resistance (Typical values for information)

| | Zeroing (kOhm) | Measuring (MOhm) |
|-----------|----------------|------------------|
| Channel X | 200 | 200 |
| Channel Y | 200 | 200 |
| Channel Z | 200 | 200 |

8. Low Battery Alarm Voltage (Typical values for information)

| Typical values | Alarm Level (VDC) |
|----------------|-------------------|
| Supply (+ Vcc) | +7.9 |
| Supply (- Vcc) | -7.6 |

9. Power Consumption (Typical values for information)

| Typical values | Switched off (mA) | Stand by (mA) | Transmitting (mA) |
|----------------|-------------------|---------------|-------------------|
| Supply (+ Vcc) | +0.01 | +6 | +14 |
| Supply (- Vcc) | -0.01 | -8 | -9 |



Accredited by the Swiss Accreditation Service (SAS)
The Swiss Accreditation Service is one of the signatories to the EA
Multilateral Agreement for the recognition of calibration certificates

Accreditation No.: **SCS 0108**

Client **BTL-TW (Auden)**

Certificate No: **EX3-7369_Aug17**

CALIBRATION CERTIFICATE

Object **EX3DV4 - SN:7369**

Calibration procedure(s) **QA CAL-01.v9, QA CAL-14.v4, QA CAL-23.v5, QA CAL-25.v6
Calibration procedure for dosimetric E-field probes**

Calibration date: **August 24, 2017**

This calibration certificate documents the traceability to national standards, which realize the physical units of measurements (SI).
The measurements and the uncertainties with confidence probability are given on the following pages and are part of the certificate.

All calibrations have been conducted in the closed laboratory facility: environment temperature (22 ± 3)°C and humidity < 70%.

Calibration Equipment used (M&TE critical for calibration)

| Primary Standards | ID | Cal Date (Certificate No.) | Scheduled Calibration |
|----------------------------|------------------|-----------------------------------|------------------------|
| Power meter NRP | SN: 104778 | 04-Apr-17 (No. 217-02521/02522) | Apr-18 |
| Power sensor NRP-Z91 | SN: 103244 | 04-Apr-17 (No. 217-02521) | Apr-18 |
| Power sensor NRP-Z91 | SN: 103245 | 04-Apr-17 (No. 217-02525) | Apr-18 |
| Reference 20 dB Attenuator | SN: S5277 (20x) | 07-Apr-17 (No. 217-02528) | Apr-18 |
| Reference Probe ES3DV2 | SN: 3013 | 31-Dec-16 (No. ES3-3013_Dec16) | Dec-17 |
| DAE4 | SN: 660 | 7-Dec-16 (No. DAE4-660_Dec16) | Dec-17 |
| Secondary Standards | ID | Check Date (in house) | Scheduled Check |
| Power meter E4419B | SN: GB41293874 | 06-Apr-16 (in house check Jun-16) | In house check: Jun-18 |
| Power sensor E4412A | SN: MY41498087 | 06-Apr-16 (in house check Jun-16) | In house check: Jun-18 |
| Power sensor E4412A | SN: 000110210 | 06-Apr-16 (in house check Jun-16) | In house check: Jun-18 |
| RF generator HP 8648C | SN: US3642U01700 | 04-Aug-99 (in house check Jun-16) | In house check: Jun-18 |
| Network Analyzer HP 8753E | SN: US37390585 | 18-Oct-01 (in house check Oct-16) | In house check: Oct-17 |

| | | | |
|----------------|-----------------------|-----------------------------------|---------------|
| Calibrated by: | Name Michael Weber | Function Laboratory Technician | Signature |
| Approved by: | Name Katja Pokovic | Function Technical Manager | Signature |

Issued: August 24, 2017

This calibration certificate shall not be reproduced except in full without written approval of the laboratory.



Accredited by the Swiss Accreditation Service (SAS)
The Swiss Accreditation Service is one of the signatories to the EA
Multilateral Agreement for the recognition of calibration certificates

Accreditation No.: **SCS 0108**

Glossary:

| | |
|--------------------------|---|
| TSL | tissue simulating liquid |
| NORM _{x,y,z} | sensitivity in free space |
| ConvF | sensitivity in TSL / NORM _{x,y,z} |
| DCP | diode compression point |
| CF | crest factor (1/duty_cycle) of the RF signal |
| A, B, C, D | modulation dependent linearization parameters |
| Polarization φ | φ rotation around probe axis |
| Polarization ϑ | ϑ rotation around an axis that is in the plane normal to probe axis (at measurement center), i.e., $\vartheta = 0$ is normal to probe axis |
| Connector Angle | information used in DASY system to align probe sensor X to the robot coordinate system |

Calibration is Performed According to the Following Standards:

- a) IEEE Std 1528-2013, "IEEE Recommended Practice for Determining the Peak Spatial-Averaged Specific Absorption Rate (SAR) in the Human Head from Wireless Communications Devices: Measurement Techniques", June 2013
- b) IEC 62209-1, "Measurement procedure for the assessment of Specific Absorption Rate (SAR) from hand-held and body-mounted devices used next to the ear (frequency range of 300 MHz to 6 GHz)", July 2016
- c) IEC 62209-2, "Procedure to determine the Specific Absorption Rate (SAR) for wireless communication devices used in close proximity to the human body (frequency range of 30 MHz to 6 GHz)", March 2010
- d) KDB 865664, "SAR Measurement Requirements for 100 MHz to 6 GHz"

Methods Applied and Interpretation of Parameters:

- *NORM_{x,y,z}*: Assessed for E-field polarization $\vartheta = 0$ ($f \leq 900$ MHz in TEM-cell; $f > 1800$ MHz: R22 waveguide). *NORM_{x,y,z}* are only intermediate values, i.e., the uncertainties of *NORM_{x,y,z}* does not affect the E^2 -field uncertainty inside TSL (see below *ConvF*).
- *NORM(f)_{x,y,z}* = *NORM_{x,y,z}* * *frequency_response* (see Frequency Response Chart). This linearization is implemented in DASY4 software versions later than 4.2. The uncertainty of the frequency response is included in the stated uncertainty of *ConvF*.
- *DCP_{x,y,z}*: DCP are numerical linearization parameters assessed based on the data of power sweep with CW signal (no uncertainty required). DCP does not depend on frequency nor media.
- *PAR*: PAR is the Peak to Average Ratio that is not calibrated but determined based on the signal characteristics
- *A_{x,y,z}*; *B_{x,y,z}*; *C_{x,y,z}*; *D_{x,y,z}*; *VR_{x,y,z}*: *A, B, C, D* are numerical linearization parameters assessed based on the data of power sweep for specific modulation signal. The parameters do not depend on frequency nor media. *VR* is the maximum calibration range expressed in RMS voltage across the diode.
- *ConvF* and *Boundary Effect Parameters*: Assessed in flat phantom using E-field (or Temperature Transfer Standard for $f \leq 800$ MHz) and inside waveguide using analytical field distributions based on power measurements for $f > 800$ MHz. The same setups are used for assessment of the parameters applied for boundary compensation (alpha, depth) of which typical uncertainty values are given. These parameters are used in DASY4 software to improve probe accuracy close to the boundary. The sensitivity in TSL corresponds to *NORM_{x,y,z}* * *ConvF* whereby the uncertainty corresponds to that given for *ConvF*. A frequency dependent *ConvF* is used in DASY version 4.4 and higher which allows extending the validity from ± 50 MHz to ± 100 MHz.
- *Spherical isotropy (3D deviation from isotropy)*: in a field of low gradients realized using a flat phantom exposed by a patch antenna.
- *Sensor Offset*: The sensor offset corresponds to the offset of virtual measurement center from the probe tip (on probe axis). No tolerance required.
- *Connector Angle*: The angle is assessed using the information gained by determining the *NORM_x* (no uncertainty required).

Probe EX3DV4

SN:7369

Manufactured: March 17, 2015
Calibrated: August 24, 2017

Calibrated for DASY/EASY Systems
(Note: non-compatible with DASY2 system!)

DASY/EASY - Parameters of Probe: EX3DV4 - SN:7369

Basic Calibration Parameters

| | Sensor X | Sensor Y | Sensor Z | Unc (k=2) |
|---|----------|----------|----------|--------------|
| Norm ($\mu\text{V}/(\text{V}/\text{m})^2$) ^A | 0.39 | 0.49 | 0.38 | $\pm 10.1\%$ |
| DCP (mV) ^B | 99.9 | 95.8 | 107.7 | |

Modulation Calibration Parameters

| UID | Communication System Name | | A dB | B dB $\sqrt{\mu\text{V}}$ | C | D dB | VR mV | Unc ^E (k=2) |
|-----|---------------------------|---|---------|------------------------------|-----|---------|----------|---------------------------|
| 0 | CW | X | 0.0 | 0.0 | 1.0 | 0.00 | 150.8 | $\pm 3.3\%$ |
| | | Y | 0.0 | 0.0 | 1.0 | | 142.3 | |
| | | Z | 0.0 | 0.0 | 1.0 | | 156.8 | |

Note: For details on UID parameters see Appendix.

Sensor Model Parameters

| | C1 fF | C2 fF | α V^{-1} | T1 $\text{ms}\cdot\text{V}^{-2}$ | T2 $\text{ms}\cdot\text{V}^{-1}$ | T3 ms | T4 V^{-2} | T5 V^{-1} | T6 |
|---|----------|----------|-----------------------------|-------------------------------------|-------------------------------------|----------|-----------------------|-----------------------|-------|
| X | 40.56 | 302.8 | 35.84 | 7.674 | 0.262 | 5.023 | 0.259 | 0.347 | 1.003 |
| Y | 46.93 | 365.4 | 38.36 | 7.111 | 0.309 | 5.084 | 0.000 | 0.524 | 1.008 |
| Z | 24.38 | 175.4 | 33.42 | 3.584 | 0.000 | 5.000 | 0.400 | 0.179 | 1.000 |

The reported uncertainty of measurement is stated as the standard uncertainty of measurement multiplied by the coverage factor $k=2$, which for a normal distribution corresponds to a coverage probability of approximately 95%.

^A The uncertainties of Norm X,Y,Z do not affect the E^2 -field uncertainty inside TSL (see Pages 5 and 6).

^B Numerical linearization parameter: uncertainty not required.

^E Uncertainty is determined using the max. deviation from linear response applying rectangular distribution and is expressed for the square of the field value.

DASY/EASY - Parameters of Probe: EX3DV4 - SN:7369

Calibration Parameter Determined in Head Tissue Simulating Media

| f (MHz) ^C | Relative Permittivity ^F | Conductivity (S/m) ^F | ConvF X | ConvF Y | ConvF Z | Alpha ^G | Depth ^G (mm) | Unc (k=2) |
|----------------------|------------------------------------|---------------------------------|---------|---------|---------|--------------------|-------------------------|-----------|
| 750 | 41.9 | 0.89 | 10.63 | 10.63 | 10.63 | 0.48 | 0.80 | ± 12.0 % |
| 835 | 41.5 | 0.90 | 10.16 | 10.16 | 10.16 | 0.50 | 0.80 | ± 12.0 % |
| 900 | 41.5 | 0.97 | 9.94 | 9.94 | 9.94 | 0.46 | 0.85 | ± 12.0 % |
| 1750 | 40.1 | 1.37 | 8.96 | 8.96 | 8.96 | 0.40 | 0.86 | ± 12.0 % |
| 1900 | 40.0 | 1.40 | 8.56 | 8.56 | 8.56 | 0.38 | 0.80 | ± 12.0 % |
| 2000 | 40.0 | 1.40 | 8.21 | 8.21 | 8.21 | 0.34 | 0.86 | ± 12.0 % |
| 2300 | 39.5 | 1.67 | 8.02 | 8.02 | 8.02 | 0.41 | 0.80 | ± 12.0 % |
| 2450 | 39.2 | 1.80 | 7.60 | 7.60 | 7.60 | 0.36 | 0.80 | ± 12.0 % |
| 2600 | 39.0 | 1.96 | 7.42 | 7.42 | 7.42 | 0.43 | 0.85 | ± 12.0 % |
| 5200 | 36.0 | 4.66 | 5.28 | 5.28 | 5.28 | 0.40 | 1.80 | ± 13.1 % |
| 5300 | 35.9 | 4.76 | 5.02 | 5.02 | 5.02 | 0.40 | 1.80 | ± 13.1 % |
| 5600 | 35.5 | 5.07 | 4.84 | 4.84 | 4.84 | 0.40 | 1.80 | ± 13.1 % |
| 5800 | 35.3 | 5.27 | 4.90 | 4.90 | 4.90 | 0.40 | 1.80 | ± 13.1 % |

^C Frequency validity above 300 MHz of ± 100 MHz only applies for DASY v4.4 and higher (see Page 2), else it is restricted to ± 50 MHz. The uncertainty is the RSS of the ConvF uncertainty at calibration frequency and the uncertainty for the indicated frequency band. Frequency validity below 300 MHz is ± 10, 25, 40, 50 and 70 MHz for ConvF assessments at 30, 64, 128, 150 and 220 MHz respectively. Above 5 GHz frequency validity can be extended to ± 110 MHz.

^F At frequencies below 3 GHz, the validity of tissue parameters (ϵ and σ) can be relaxed to ± 10% if liquid compensation formula is applied to measured SAR values. At frequencies above 3 GHz, the validity of tissue parameters (ϵ and σ) is restricted to ± 5%. The uncertainty is the RSS of the ConvF uncertainty for indicated target tissue parameters.

^G Alpha/Depth are determined during calibration. SPEAG warrants that the remaining deviation due to the boundary effect after compensation is always less than ± 1% for frequencies below 3 GHz and below ± 2% for frequencies between 3-6 GHz at any distance larger than half the probe tip diameter from the boundary.

DASY/EASY - Parameters of Probe: EX3DV4 - SN:7369

Calibration Parameter Determined in Body Tissue Simulating Media

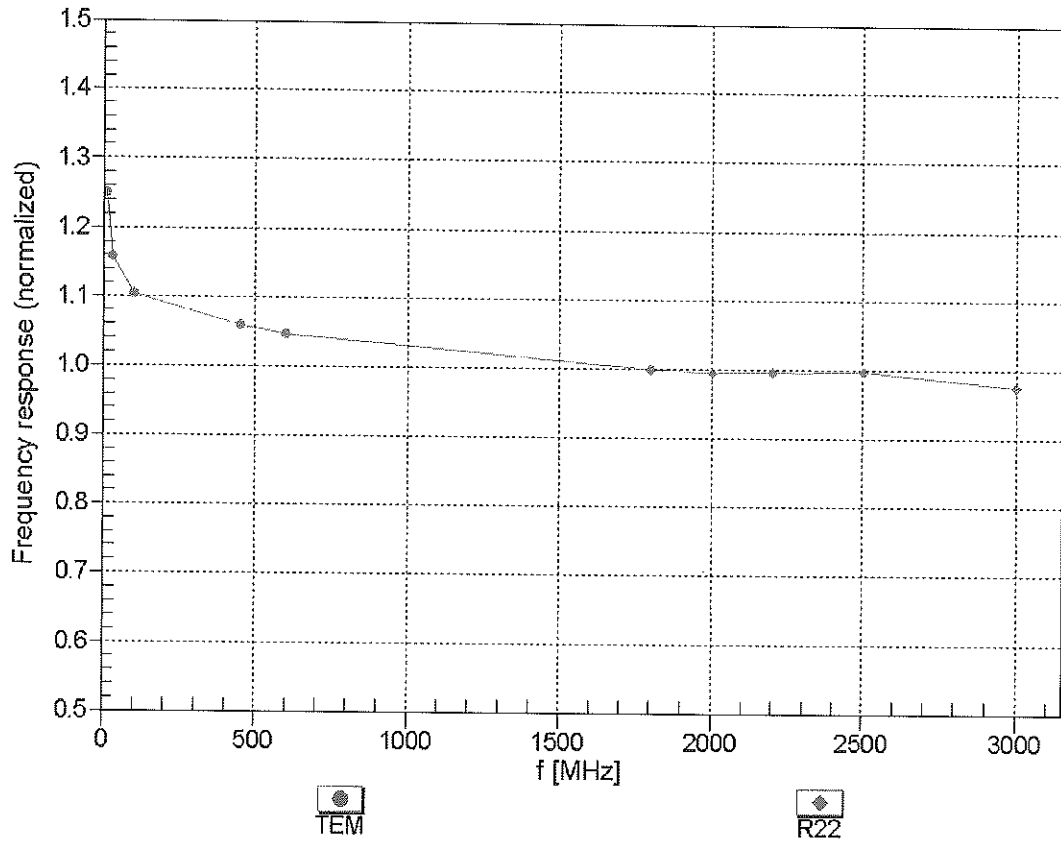
| f (MHz) ^C | Relative Permittivity ^F | Conductivity (S/m) ^F | ConvF X | ConvF Y | ConvF Z | Alpha ^G | Depth ^G (mm) | Unc (k=2) |
|----------------------|------------------------------------|---------------------------------|---------|---------|---------|--------------------|-------------------------|-----------|
| 750 | 55.5 | 0.96 | 10.55 | 10.55 | 10.55 | 0.52 | 0.80 | ± 12.0 % |
| 835 | 55.2 | 0.97 | 10.39 | 10.39 | 10.39 | 0.34 | 1.01 | ± 12.0 % |
| 900 | 55.0 | 1.05 | 10.23 | 10.23 | 10.23 | 0.40 | 0.94 | ± 12.0 % |
| 1750 | 53.4 | 1.49 | 8.45 | 8.45 | 8.45 | 0.41 | 0.86 | ± 12.0 % |
| 1900 | 53.3 | 1.52 | 8.16 | 8.16 | 8.16 | 0.37 | 0.84 | ± 12.0 % |
| 2000 | 53.3 | 1.52 | 8.13 | 8.13 | 8.13 | 0.38 | 0.89 | ± 12.0 % |
| 2300 | 52.9 | 1.81 | 7.89 | 7.89 | 7.89 | 0.43 | 0.85 | ± 12.0 % |
| 2450 | 52.7 | 1.95 | 7.65 | 7.65 | 7.65 | 0.39 | 0.84 | ± 12.0 % |
| 2600 | 52.5 | 2.16 | 7.52 | 7.52 | 7.52 | 0.30 | 0.93 | ± 12.0 % |
| 5200 | 49.0 | 5.30 | 4.74 | 4.74 | 4.74 | 0.40 | 1.90 | ± 13.1 % |
| 5300 | 48.9 | 5.42 | 4.61 | 4.61 | 4.61 | 0.40 | 1.90 | ± 13.1 % |
| 5600 | 48.5 | 5.77 | 3.96 | 3.96 | 3.96 | 0.40 | 1.90 | ± 13.1 % |
| 5800 | 48.2 | 6.00 | 4.03 | 4.03 | 4.03 | 0.50 | 1.90 | ± 13.1 % |

^C Frequency validity above 300 MHz of ± 100 MHz only applies for DASY v4.4 and higher (see Page 2), else it is restricted to ± 50 MHz. The uncertainty is the RSS of the ConvF uncertainty at calibration frequency and the uncertainty for the indicated frequency band. Frequency validity below 300 MHz is ± 10, 25, 40, 50 and 70 MHz for ConvF assessments at 30, 64, 128, 150 and 220 MHz respectively. Above 5 GHz frequency validity can be extended to ± 110 MHz.

^F At frequencies below 3 GHz, the validity of tissue parameters (ϵ and σ) can be relaxed to ± 10% if liquid compensation formula is applied to measured SAR values. At frequencies above 3 GHz, the validity of tissue parameters (ϵ and σ) is restricted to ± 5%. The uncertainty is the RSS of the ConvF uncertainty for indicated target tissue parameters.

^G Alpha/Depth are determined during calibration. SPEAG warrants that the remaining deviation due to the boundary effect after compensation is always less than ± 1% for frequencies below 3 GHz and below ± 2% for frequencies between 3-6 GHz at any distance larger than half the probe tip diameter from the boundary.

Frequency Response of E-Field (TEM-Cell:ifi110 EXX, Waveguide: R22)

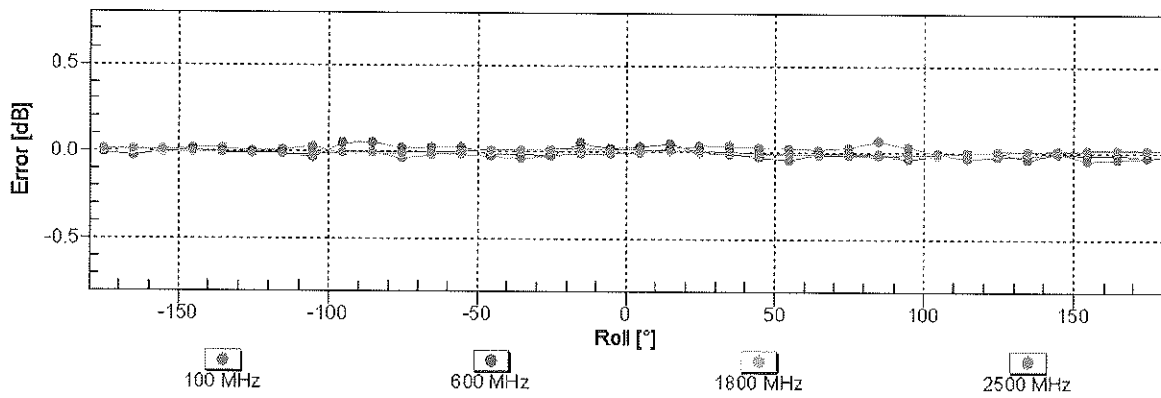
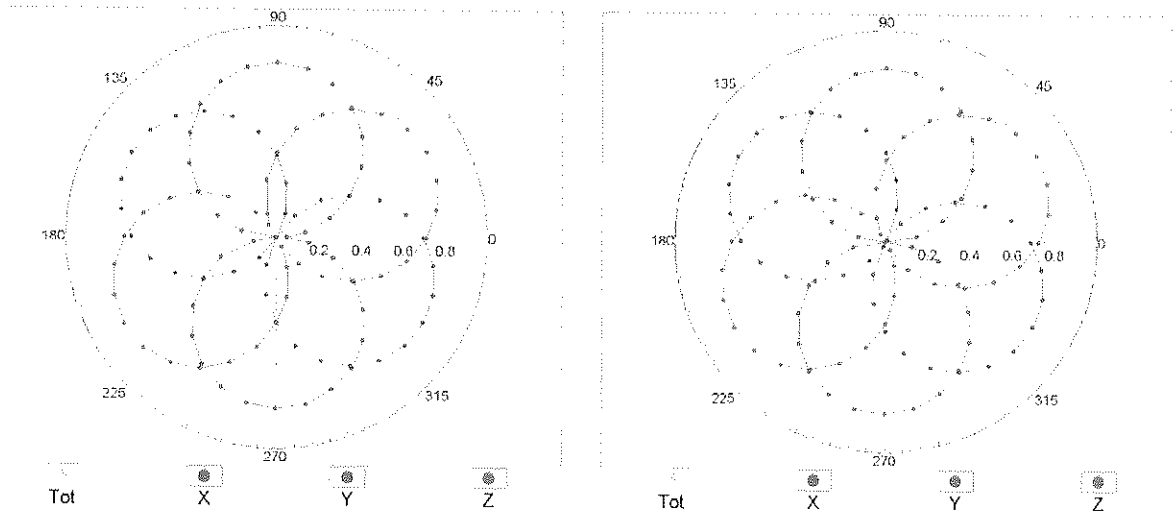


Uncertainty of Frequency Response of E-field: $\pm 6.3\%$ (k=2)

Receiving Pattern (ϕ), $\theta = 0^\circ$

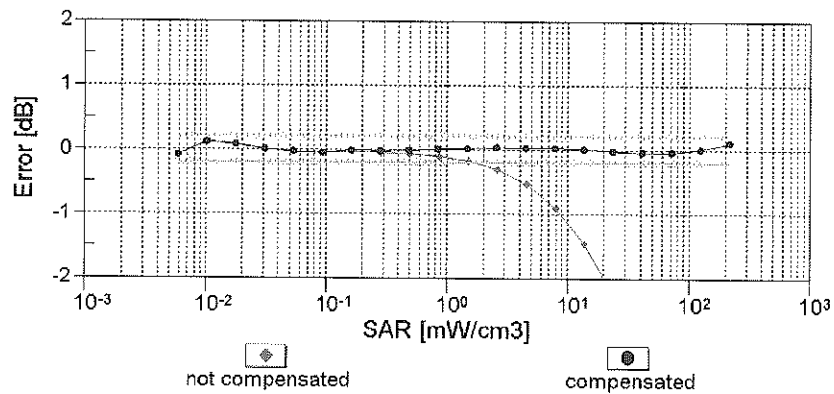
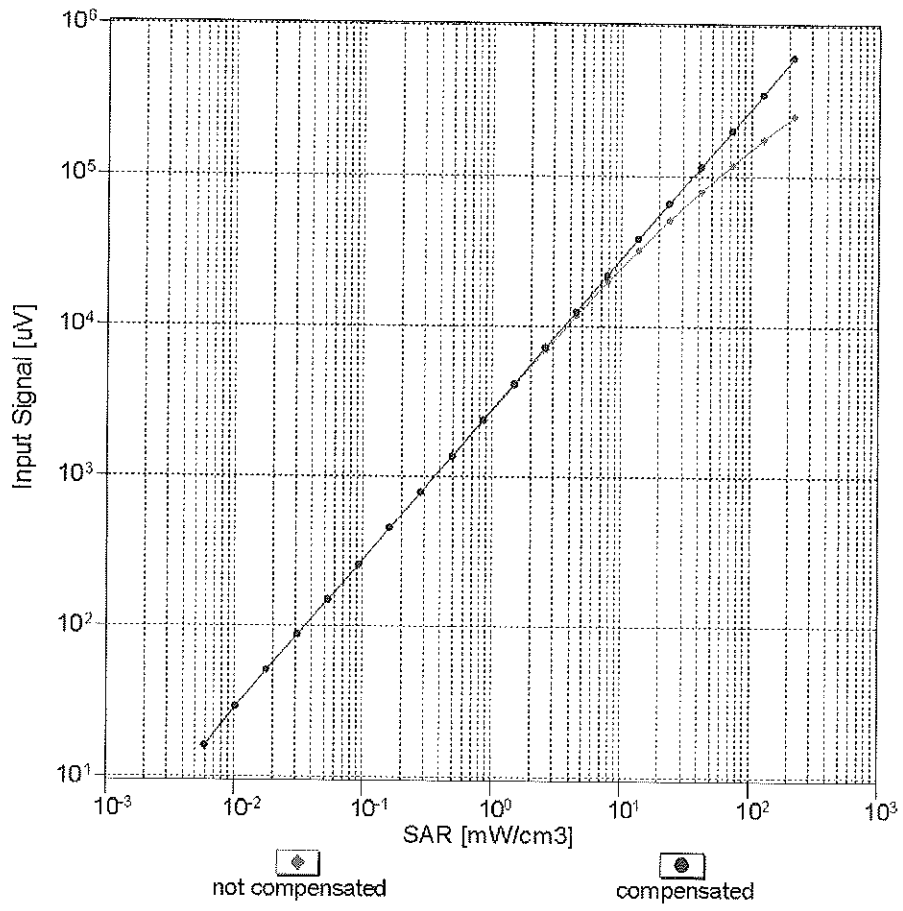
f=600 MHz,TEM

f=1800 MHz,R22



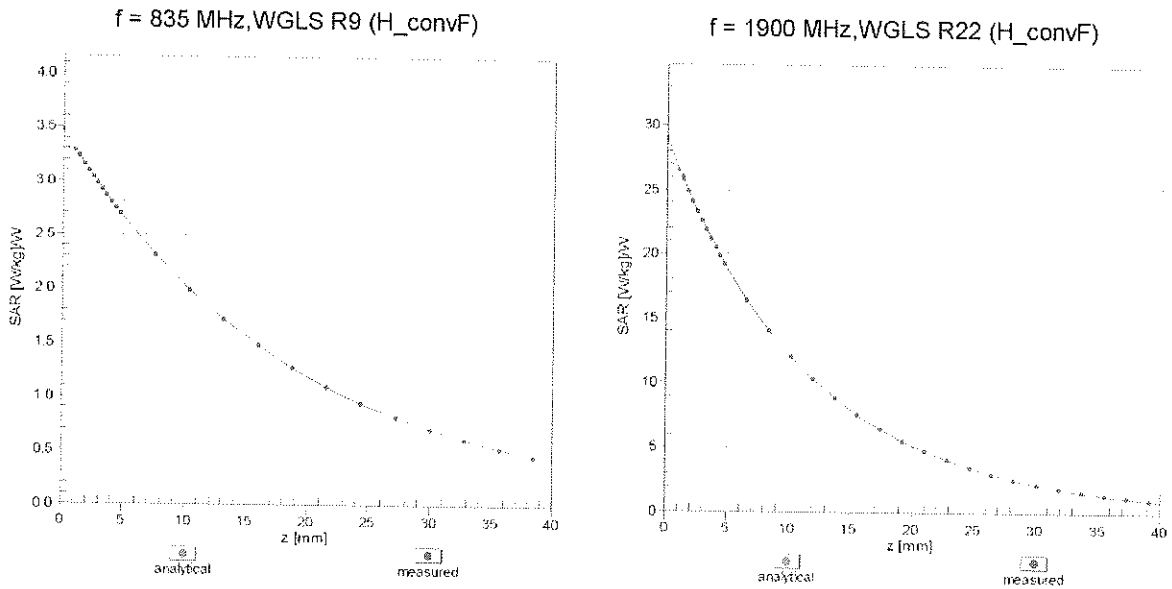
Uncertainty of Axial Isotropy Assessment: $\pm 0.5\%$ ($k=2$)

Dynamic Range f(SAR_{head}) (TEM cell , f_{eval}= 1900 MHz)


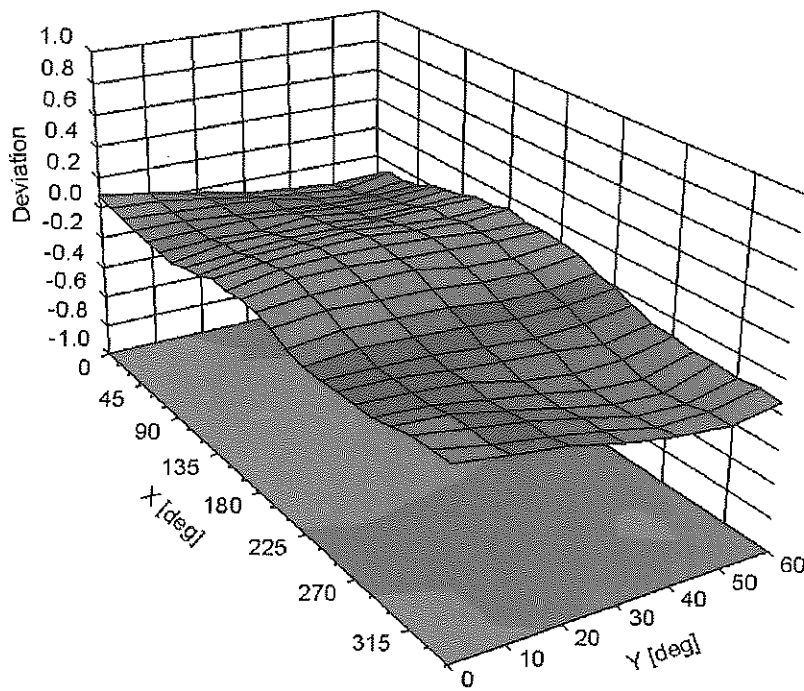


Uncertainty of Linearity Assessment: ± 0.6% (k=2)

Conversion Factor Assessment



Deviation from Isotropy in Liquid Error (ϕ, θ), f = 900 MHz



DASY/EASY - Parameters of Probe: EX3DV4 - SN:7369

Other Probe Parameters

| | |
|---|------------|
| Sensor Arrangement | Triangular |
| Connector Angle (°) | 64.6 |
| Mechanical Surface Detection Mode | enabled |
| Optical Surface Detection Mode | disabled |
| Probe Overall Length | 337 mm |
| Probe Body Diameter | 10 mm |
| Tip Length | 9 mm |
| Tip Diameter | 2.5 mm |
| Probe Tip to Sensor X Calibration Point | 1 mm |
| Probe Tip to Sensor Y Calibration Point | 1 mm |
| Probe Tip to Sensor Z Calibration Point | 1 mm |
| Recommended Measurement Distance from Surface | 1.4 mm |

Appendix: Modulation Calibration Parameters

| UID | Communication System Name | | A dB | B dB $\sqrt{\mu V}$ | C | D dB | VR mV | Max Unc ^E (k=2) |
|---------------|---|---|---------|------------------------|-------|---------|----------|----------------------------------|
| 0 | CW | X | 0.00 | 0.00 | 1.00 | 0.00 | 150.8 | $\pm 3.3\%$ |
| | | Y | 0.00 | 0.00 | 1.00 | | 142.3 | |
| | | Z | 0.00 | 0.00 | 1.00 | | 156.8 | |
| 10010- CAA | SAR Validation (Square, 100ms, 10ms) | X | 1.70 | 63.39 | 8.38 | 10.00 | 20.0 | $\pm 9.6\%$ |
| | | Y | 1.62 | 62.89 | 8.10 | | 20.0 | |
| | | Z | 1.38 | 61.38 | 6.66 | | 20.0 | |
| 10011- CAB | UMTS-FDD (WCDMA) | X | 1.56 | 76.27 | 20.03 | 0.00 | 150.0 | $\pm 9.6\%$ |
| | | Y | 0.97 | 67.60 | 15.05 | | 150.0 | |
| | | Z | 0.99 | 69.60 | 15.81 | | 150.0 | |
| 10012- CAB | IEEE 802.11b WiFi 2.4 GHz (DSSS, 1 Mbps) | X | 1.19 | 65.55 | 16.83 | 0.41 | 150.0 | $\pm 9.6\%$ |
| | | Y | 1.06 | 63.50 | 15.20 | | 150.0 | |
| | | Z | 1.08 | 64.20 | 15.20 | | 150.0 | |
| 10013- CAB | IEEE 802.11g WiFi 2.4 GHz (DSSS-OFDM, 6 Mbps) | X | 4.77 | 66.95 | 17.33 | 1.46 | 150.0 | $\pm 9.6\%$ |
| | | Y | 4.79 | 66.54 | 17.17 | | 150.0 | |
| | | Z | 4.38 | 67.01 | 16.83 | | 150.0 | |
| 10021- DAC | GSM-FDD (TDMA, GMSK) | X | 100.00 | 107.79 | 23.86 | 9.39 | 50.0 | $\pm 9.6\%$ |
| | | Y | 100.00 | 109.70 | 24.80 | | 50.0 | |
| | | Z | 6.32 | 75.54 | 13.57 | | 50.0 | |
| 10023- DAC | GPRS-FDD (TDMA, GMSK, TN 0) | X | 100.00 | 107.30 | 23.69 | 9.57 | 50.0 | $\pm 9.6\%$ |
| | | Y | 100.00 | 109.20 | 24.63 | | 50.0 | |
| | | Z | 3.93 | 70.79 | 11.86 | | 50.0 | |
| 10024- DAC | GPRS-FDD (TDMA, GMSK, TN 0-1) | X | 100.00 | 108.42 | 23.03 | 6.56 | 60.0 | $\pm 9.6\%$ |
| | | Y | 100.00 | 109.89 | 23.67 | | 60.0 | |
| | | Z | 100.00 | 98.31 | 18.05 | | 60.0 | |
| 10025- DAC | EDGE-FDD (TDMA, 8PSK, TN 0) | X | 4.61 | 75.59 | 29.50 | 12.57 | 50.0 | $\pm 9.6\%$ |
| | | Y | 3.71 | 68.31 | 25.61 | | 50.0 | |
| | | Z | 4.43 | 75.29 | 28.97 | | 50.0 | |
| 10026- DAC | EDGE-FDD (TDMA, 8PSK, TN 0-1) | X | 7.29 | 89.46 | 32.43 | 9.56 | 60.0 | $\pm 9.6\%$ |
| | | Y | 7.05 | 88.32 | 32.08 | | 60.0 | |
| | | Z | 4.89 | 80.81 | 28.73 | | 60.0 | |
| 10027- DAC | GPRS-FDD (TDMA, GMSK, TN 0-1-2) | X | 100.00 | 111.74 | 23.68 | 4.80 | 80.0 | $\pm 9.6\%$ |
| | | Y | 100.00 | 110.51 | 23.08 | | 80.0 | |
| | | Z | 100.00 | 98.35 | 17.33 | | 80.0 | |
| 10028- DAC | GPRS-FDD (TDMA, GMSK, TN 0-1-2-3) | X | 100.00 | 118.91 | 25.96 | 3.55 | 100.0 | $\pm 9.6\%$ |
| | | Y | 100.00 | 110.05 | 22.12 | | 100.0 | |
| | | Z | 100.00 | 99.89 | 17.35 | | 100.0 | |
| 10029- DAC | EDGE-FDD (TDMA, 8PSK, TN 0-1-2) | X | 4.53 | 78.22 | 26.64 | 7.80 | 80.0 | $\pm 9.6\%$ |
| | | Y | 4.50 | 77.85 | 26.58 | | 80.0 | |
| | | Z | 3.36 | 72.43 | 23.81 | | 80.0 | |
| 10030- CAA | IEEE 802.15.1 Bluetooth (GFSK, DH1) | X | 100.00 | 107.29 | 22.07 | 5.30 | 70.0 | $\pm 9.6\%$ |
| | | Y | 100.00 | 107.95 | 22.32 | | 70.0 | |
| | | Z | 1.26 | 66.00 | 8.41 | | 70.0 | |
| 10031- CAA | IEEE 802.15.1 Bluetooth (GFSK, DH3) | X | 100.00 | 128.40 | 28.13 | 1.88 | 100.0 | $\pm 9.6\%$ |
| | | Y | 0.21 | 60.00 | 4.35 | | 100.0 | |
| | | Z | 0.16 | 60.00 | 3.82 | | 100.0 | |

| | | | | | | | | |
|-----------|---|---|--------|--------|-------|-------|-------|---------|
| 10032-CAA | IEEE 802.15.1 Bluetooth (GFSK, DH5) | X | 100.00 | 228.90 | 64.12 | 1.17 | 100.0 | ± 9.6 % |
| | | Y | 43.34 | 60.67 | 1.40 | | 100.0 | |
| | | Z | 0.12 | 60.00 | 2.93 | | 100.0 | |
| 10033-CAA | IEEE 802.15.1 Bluetooth (PI/4-DQPSK, DH1) | X | 58.16 | 120.86 | 32.08 | 5.30 | 70.0 | ± 9.6 % |
| | | Y | 73.08 | 127.84 | 34.69 | | 70.0 | |
| | | Z | 3.30 | 75.01 | 15.48 | | 70.0 | |
| 10034-CAA | IEEE 802.15.1 Bluetooth (PI/4-DQPSK, DH3) | X | 17.29 | 103.30 | 26.09 | 1.88 | 100.0 | ± 9.6 % |
| | | Y | 3.73 | 82.51 | 20.17 | | 100.0 | |
| | | Z | 0.87 | 63.86 | 8.96 | | 100.0 | |
| 10035-CAA | IEEE 802.15.1 Bluetooth (PI/4-DQPSK, DH5) | X | 8.48 | 94.37 | 23.42 | 1.17 | 100.0 | ± 9.6 % |
| | | Y | 1.97 | 74.37 | 16.75 | | 100.0 | |
| | | Z | 0.68 | 62.71 | 8.12 | | 100.0 | |
| 10036-CAA | IEEE 802.15.1 Bluetooth (8-DPSK, DH1) | X | 100.00 | 129.64 | 34.21 | 5.30 | 70.0 | ± 9.6 % |
| | | Y | 100.00 | 133.46 | 36.10 | | 70.0 | |
| | | Z | 4.11 | 77.84 | 16.57 | | 70.0 | |
| 10037-CAA | IEEE 802.15.1 Bluetooth (8-DPSK, DH3) | X | 11.45 | 97.84 | 24.62 | 1.88 | 100.0 | ± 9.6 % |
| | | Y | 3.26 | 80.81 | 19.56 | | 100.0 | |
| | | Z | 0.80 | 63.23 | 8.66 | | 100.0 | |
| 10038-CAA | IEEE 802.15.1 Bluetooth (8-DPSK, DH5) | X | 9.10 | 95.95 | 24.06 | 1.17 | 100.0 | ± 9.6 % |
| | | Y | 2.03 | 75.05 | 17.16 | | 100.0 | |
| | | Z | 0.69 | 62.94 | 8.37 | | 100.0 | |
| 10039-CAB | CDMA2000 (1xRTT, RC1) | X | 28.36 | 109.44 | 26.88 | 0.00 | 150.0 | ± 9.6 % |
| | | Y | 1.61 | 70.59 | 14.37 | | 150.0 | |
| | | Z | 0.50 | 61.27 | 6.98 | | 150.0 | |
| 10042-CAB | IS-54 / IS-136 FDD (TDMA/FDM, PI/4-DQPSK, Halfrate) | X | 100.00 | 104.56 | 21.66 | 7.78 | 50.0 | ± 9.6 % |
| | | Y | 100.00 | 105.11 | 21.90 | | 50.0 | |
| | | Z | 1.75 | 65.65 | 8.95 | | 50.0 | |
| 10044-CAA | IS-91/EIA/TIA-553 FDD (FDMA, FM) | X | 0.00 | 119.15 | 1.25 | 0.00 | 150.0 | ± 9.6 % |
| | | Y | 0.14 | 127.58 | 0.37 | | 150.0 | |
| | | Z | 0.01 | 115.82 | 8.35 | | 150.0 | |
| 10048-CAA | DECT (TDD, TDMA/FDM, GFSK, Full Slot, 24) | X | 10.35 | 78.81 | 17.06 | 13.80 | 25.0 | ± 9.6 % |
| | | Y | 35.66 | 93.86 | 21.87 | | 25.0 | |
| | | Z | 3.53 | 64.91 | 10.77 | | 25.0 | |
| 10049-CAA | DECT (TDD, TDMA/FDM, GFSK, Double Slot, 12) | X | 18.40 | 87.69 | 18.86 | 10.79 | 40.0 | ± 9.6 % |
| | | Y | 100.00 | 107.77 | 24.39 | | 40.0 | |
| | | Z | 3.32 | 67.51 | 10.70 | | 40.0 | |
| 10056-CAA | UMTS-TDD (TD-SCDMA, 1.28 Mcps) | X | 100.00 | 121.25 | 31.61 | 9.03 | 50.0 | ± 9.6 % |
| | | Y | 100.00 | 124.09 | 33.14 | | 50.0 | |
| | | Z | 10.13 | 83.44 | 18.71 | | 50.0 | |
| 10058-DAC | EDGE-FDD (TDMA, 8PSK, TN 0-1-2-3) | X | 3.63 | 73.77 | 23.88 | 6.55 | 100.0 | ± 9.6 % |
| | | Y | 3.60 | 73.45 | 23.80 | | 100.0 | |
| | | Z | 2.83 | 69.36 | 21.57 | | 100.0 | |
| 10059-CAB | IEEE 802.11b WiFi 2.4 GHz (DSSS, 2 Mbps) | X | 1.22 | 66.72 | 17.49 | 0.61 | 110.0 | ± 9.6 % |
| | | Y | 1.08 | 64.53 | 15.86 | | 110.0 | |
| | | Z | 1.06 | 64.79 | 15.54 | | 110.0 | |
| 10060-CAB | IEEE 802.11b WiFi 2.4 GHz (DSSS, 5.5 Mbps) | X | 100.00 | 151.36 | 40.97 | 1.30 | 110.0 | ± 9.6 % |
| | | Y | 100.00 | 143.76 | 37.44 | | 110.0 | |
| | | Z | 5.28 | 100.19 | 27.20 | | 110.0 | |

| | | | | | | | | |
|-----------|--|---|------|-------|-------|------|-------|---------|
| 10061-CAB | IEEE 802.11b WiFi 2.4 GHz (DSSS, 11 Mbps) | X | 3.32 | 87.15 | 25.78 | 2.04 | 110.0 | ± 9.6 % |
| | | Y | 2.58 | 82.36 | 23.79 | | 110.0 | |
| | | Z | 1.52 | 73.69 | 19.57 | | 110.0 | |
| 10062-CAB | IEEE 802.11a/h WiFi 5 GHz (OFDM, 6 Mbps) | X | 4.61 | 67.08 | 16.86 | 0.49 | 100.0 | ± 9.6 % |
| | | Y | 4.60 | 66.54 | 16.58 | | 100.0 | |
| | | Z | 4.20 | 67.06 | 16.32 | | 100.0 | |
| 10063-CAB | IEEE 802.11a/h WiFi 5 GHz (OFDM, 9 Mbps) | X | 4.61 | 67.15 | 16.94 | 0.72 | 100.0 | ± 9.6 % |
| | | Y | 4.61 | 66.63 | 16.68 | | 100.0 | |
| | | Z | 4.21 | 67.14 | 16.41 | | 100.0 | |
| 10064-CAB | IEEE 802.11a/h WiFi 5 GHz (OFDM, 12 Mbps) | X | 4.87 | 67.34 | 17.12 | 0.86 | 100.0 | ± 9.6 % |
| | | Y | 4.90 | 66.91 | 16.92 | | 100.0 | |
| | | Z | 4.40 | 67.26 | 16.55 | | 100.0 | |
| 10065-CAB | IEEE 802.11a/h WiFi 5 GHz (OFDM, 18 Mbps) | X | 4.73 | 67.18 | 17.19 | 1.21 | 100.0 | ± 9.6 % |
| | | Y | 4.76 | 66.79 | 17.02 | | 100.0 | |
| | | Z | 4.27 | 67.01 | 16.58 | | 100.0 | |
| 10066-CAB | IEEE 802.11a/h WiFi 5 GHz (OFDM, 24 Mbps) | X | 4.73 | 67.15 | 17.32 | 1.46 | 100.0 | ± 9.6 % |
| | | Y | 4.78 | 66.81 | 17.20 | | 100.0 | |
| | | Z | 4.26 | 66.90 | 16.66 | | 100.0 | |
| 10067-CAB | IEEE 802.11a/h WiFi 5 GHz (OFDM, 36 Mbps) | X | 5.01 | 67.30 | 17.73 | 2.04 | 100.0 | ± 9.6 % |
| | | Y | 5.06 | 66.97 | 17.65 | | 100.0 | |
| | | Z | 4.49 | 67.04 | 17.04 | | 100.0 | |
| 10068-CAB | IEEE 802.11a/h WiFi 5 GHz (OFDM, 48 Mbps) | X | 5.02 | 67.21 | 17.87 | 2.55 | 100.0 | ± 9.6 % |
| | | Y | 5.10 | 67.00 | 17.87 | | 100.0 | |
| | | Z | 4.55 | 67.10 | 17.29 | | 100.0 | |
| 10069-CAB | IEEE 802.11a/h WiFi 5 GHz (OFDM, 54 Mbps) | X | 5.09 | 67.21 | 18.05 | 2.67 | 100.0 | ± 9.6 % |
| | | Y | 5.18 | 67.00 | 18.06 | | 100.0 | |
| | | Z | 4.57 | 66.99 | 17.39 | | 100.0 | |
| 10071-CAB | IEEE 802.11g WiFi 2.4 GHz (DSSS/OFDM, 9 Mbps) | X | 4.85 | 66.97 | 17.58 | 1.99 | 100.0 | ± 9.6 % |
| | | Y | 4.88 | 66.61 | 17.48 | | 100.0 | |
| | | Z | 4.46 | 67.03 | 17.10 | | 100.0 | |
| 10072-CAB | IEEE 802.11g WiFi 2.4 GHz (DSSS/OFDM, 12 Mbps) | X | 4.80 | 67.23 | 17.77 | 2.30 | 100.0 | ± 9.6 % |
| | | Y | 4.84 | 66.92 | 17.70 | | 100.0 | |
| | | Z | 4.37 | 67.09 | 17.20 | | 100.0 | |
| 10073-CAB | IEEE 802.11g WiFi 2.4 GHz (DSSS/OFDM, 18 Mbps) | X | 4.84 | 67.33 | 18.06 | 2.83 | 100.0 | ± 9.6 % |
| | | Y | 4.89 | 67.04 | 18.02 | | 100.0 | |
| | | Z | 4.43 | 67.28 | 17.53 | | 100.0 | |
| 10074-CAB | IEEE 802.11g WiFi 2.4 GHz (DSSS/OFDM, 24 Mbps) | X | 4.82 | 67.19 | 18.17 | 3.30 | 100.0 | ± 9.6 % |
| | | Y | 4.86 | 66.89 | 18.15 | | 100.0 | |
| | | Z | 4.46 | 67.33 | 17.73 | | 100.0 | |
| 10075-CAB | IEEE 802.11g WiFi 2.4 GHz (DSSS/OFDM, 36 Mbps) | X | 4.83 | 67.19 | 18.42 | 3.82 | 90.0 | ± 9.6 % |
| | | Y | 4.88 | 66.97 | 18.46 | | 90.0 | |
| | | Z | 4.48 | 67.33 | 17.96 | | 90.0 | |
| 10076-CAB | IEEE 802.11g WiFi 2.4 GHz (DSSS/OFDM, 48 Mbps) | X | 4.85 | 66.98 | 18.53 | 4.15 | 90.0 | ± 9.6 % |
| | | Y | 4.88 | 66.70 | 18.55 | | 90.0 | |
| | | Z | 4.52 | 67.15 | 18.10 | | 90.0 | |
| 10077-CAB | IEEE 802.11g WiFi 2.4 GHz (DSSS/OFDM, 54 Mbps) | X | 4.87 | 67.04 | 18.63 | 4.30 | 90.0 | ± 9.6 % |
| | | Y | 4.91 | 66.76 | 18.64 | | 90.0 | |
| | | Z | 4.55 | 67.27 | 18.24 | | 90.0 | |

| | | | | | | | | |
|-----------|---|---|--------|--------|-------|------|-------|---------|
| 10081-CAB | CDMA2000 (1xRTT, RC3) | X | 2.48 | 81.61 | 18.64 | 0.00 | 150.0 | ± 9.6 % |
| | | Y | 0.69 | 64.41 | 10.84 | | 150.0 | |
| | | Z | 0.31 | 60.00 | 5.68 | | 150.0 | |
| 10082-CAB | IS-54 / IS-136 FDD (TDMA/FDM, PI/4-DQPSK, Fullrate) | X | 0.58 | 60.00 | 3.51 | 4.77 | 80.0 | ± 9.6 % |
| | | Y | 0.60 | 60.00 | 3.18 | | 80.0 | |
| | | Z | 0.65 | 126.85 | 1.56 | | 80.0 | |
| 10090-DAC | GPRS-FDD (TDMA, GMSK, TN 0-4) | X | 100.00 | 108.44 | 23.06 | 6.56 | 60.0 | ± 9.6 % |
| | | Y | 100.00 | 110.04 | 23.76 | | 60.0 | |
| | | Z | 100.00 | 98.33 | 18.07 | | 60.0 | |
| 10097-CAB | UMTS-FDD (HSDPA) | X | 2.24 | 72.42 | 18.21 | 0.00 | 150.0 | ± 9.6 % |
| | | Y | 1.76 | 67.72 | 15.57 | | 150.0 | |
| | | Z | 1.87 | 70.84 | 16.02 | | 150.0 | |
| 10098-CAB | UMTS-FDD (HSUPA, Subtest 2) | X | 2.20 | 72.44 | 18.22 | 0.00 | 150.0 | ± 9.6 % |
| | | Y | 1.72 | 67.67 | 15.54 | | 150.0 | |
| | | Z | 1.83 | 70.79 | 16.02 | | 150.0 | |
| 10099-DAC | EDGE-FDD (TDMA, 8PSK, TN 0-4) | X | 7.35 | 89.64 | 32.49 | 9.56 | 60.0 | ± 9.6 % |
| | | Y | 7.11 | 88.49 | 32.15 | | 60.0 | |
| | | Z | 4.93 | 80.96 | 28.79 | | 60.0 | |
| 10100-CAD | LTE-FDD (SC-FDMA, 100% RB, 20 MHz, QPSK) | X | 3.52 | 73.24 | 18.42 | 0.00 | 150.0 | ± 9.6 % |
| | | Y | 3.06 | 70.19 | 16.62 | | 150.0 | |
| | | Z | 2.82 | 70.70 | 17.03 | | 150.0 | |
| 10101-CAD | LTE-FDD (SC-FDMA, 100% RB, 20 MHz, 16-QAM) | X | 3.33 | 68.75 | 16.85 | 0.00 | 150.0 | ± 9.6 % |
| | | Y | 3.16 | 67.34 | 15.90 | | 150.0 | |
| | | Z | 2.93 | 67.74 | 15.96 | | 150.0 | |
| 10102-CAD | LTE-FDD (SC-FDMA, 100% RB, 20 MHz, 64-QAM) | X | 3.42 | 68.66 | 16.90 | 0.00 | 150.0 | ± 9.6 % |
| | | Y | 3.27 | 67.32 | 16.00 | | 150.0 | |
| | | Z | 3.03 | 67.80 | 16.07 | | 150.0 | |
| 10103-CAD | LTE-TDD (SC-FDMA, 100% RB, 20 MHz, QPSK) | X | 5.85 | 76.16 | 20.99 | 3.98 | 65.0 | ± 9.6 % |
| | | Y | 5.55 | 74.98 | 20.61 | | 65.0 | |
| | | Z | 4.65 | 73.89 | 19.80 | | 65.0 | |
| 10104-CAD | LTE-TDD (SC-FDMA, 100% RB, 20 MHz, 16-QAM) | X | 5.51 | 72.79 | 20.28 | 3.98 | 65.0 | ± 9.6 % |
| | | Y | 5.42 | 72.22 | 20.18 | | 65.0 | |
| | | Z | 4.50 | 70.59 | 18.88 | | 65.0 | |
| 10105-CAD | LTE-TDD (SC-FDMA, 100% RB, 20 MHz, 64-QAM) | X | 5.36 | 72.01 | 20.23 | 3.98 | 65.0 | ± 9.6 % |
| | | Y | 5.14 | 70.95 | 19.90 | | 65.0 | |
| | | Z | 4.49 | 70.27 | 19.03 | | 65.0 | |
| 10108-CAE | LTE-FDD (SC-FDMA, 100% RB, 10 MHz, QPSK) | X | 3.06 | 72.66 | 18.37 | 0.00 | 150.0 | ± 9.6 % |
| | | Y | 2.66 | 69.52 | 16.49 | | 150.0 | |
| | | Z | 2.41 | 70.32 | 16.89 | | 150.0 | |
| 10109-CAE | LTE-FDD (SC-FDMA, 100% RB, 10 MHz, 16-QAM) | X | 3.00 | 68.97 | 16.91 | 0.00 | 150.0 | ± 9.6 % |
| | | Y | 2.82 | 67.24 | 15.80 | | 150.0 | |
| | | Z | 2.58 | 68.04 | 15.81 | | 150.0 | |
| 10110-CAE | LTE-FDD (SC-FDMA, 100% RB, 5 MHz, QPSK) | X | 2.53 | 72.40 | 18.26 | 0.00 | 150.0 | ± 9.6 % |
| | | Y | 2.15 | 68.69 | 16.07 | | 150.0 | |
| | | Z | 1.91 | 69.84 | 16.19 | | 150.0 | |
| 10111-CAE | LTE-FDD (SC-FDMA, 100% RB, 5 MHz, 16-QAM) | X | 2.88 | 71.18 | 17.76 | 0.00 | 150.0 | ± 9.6 % |
| | | Y | 2.54 | 68.19 | 16.08 | | 150.0 | |
| | | Z | 2.42 | 70.18 | 16.04 | | 150.0 | |

| | | | | | | | | |
|-----------|--|---|------|-------|-------|------|-------|---------|
| 10112-CAE | LTE-FDD (SC-FDMA, 100% RB, 10 MHz, 64-QAM) | X | 3.12 | 68.90 | 16.92 | 0.00 | 150.0 | ± 9.6 % |
| | | Y | 2.94 | 67.24 | 15.86 | | 150.0 | |
| | | Z | 2.71 | 68.20 | 15.91 | | 150.0 | |
| 10113-CAE | LTE-FDD (SC-FDMA, 100% RB, 5 MHz, 64-QAM) | X | 3.03 | 71.19 | 17.81 | 0.00 | 150.0 | ± 9.6 % |
| | | Y | 2.69 | 68.35 | 16.23 | | 150.0 | |
| | | Z | 2.55 | 70.30 | 16.13 | | 150.0 | |
| 10114-CAB | IEEE 802.11n (HT Greenfield, 13.5 Mbps, BPSK) | X | 5.09 | 67.60 | 16.84 | 0.00 | 150.0 | ± 9.6 % |
| | | Y | 5.08 | 67.11 | 16.51 | | 150.0 | |
| | | Z | 4.69 | 67.30 | 16.40 | | 150.0 | |
| 10115-CAB | IEEE 802.11n (HT Greenfield, 81 Mbps, 16-QAM) | X | 5.34 | 67.61 | 16.84 | 0.00 | 150.0 | ± 9.6 % |
| | | Y | 5.36 | 67.23 | 16.58 | | 150.0 | |
| | | Z | 4.91 | 67.37 | 16.41 | | 150.0 | |
| 10116-CAB | IEEE 802.11n (HT Greenfield, 135 Mbps, 64-QAM) | X | 5.18 | 67.79 | 16.86 | 0.00 | 150.0 | ± 9.6 % |
| | | Y | 5.17 | 67.29 | 16.53 | | 150.0 | |
| | | Z | 4.75 | 67.47 | 16.41 | | 150.0 | |
| 10117-CAB | IEEE 802.11n (HT Mixed, 13.5 Mbps, BPSK) | X | 5.07 | 67.49 | 16.80 | 0.00 | 150.0 | ± 9.6 % |
| | | Y | 5.03 | 66.92 | 16.43 | | 150.0 | |
| | | Z | 4.68 | 67.22 | 16.38 | | 150.0 | |
| 10118-CAB | IEEE 802.11n (HT Mixed, 81 Mbps, 16-QAM) | X | 5.42 | 67.81 | 16.95 | 0.00 | 150.0 | ± 9.6 % |
| | | Y | 5.46 | 67.49 | 16.72 | | 150.0 | |
| | | Z | 4.95 | 67.44 | 16.45 | | 150.0 | |
| 10119-CAB | IEEE 802.11n (HT Mixed, 135 Mbps, 64-QAM) | X | 5.17 | 67.76 | 16.86 | 0.00 | 150.0 | ± 9.6 % |
| | | Y | 5.16 | 67.26 | 16.53 | | 150.0 | |
| | | Z | 4.76 | 67.49 | 16.43 | | 150.0 | |
| 10140-CAD | LTE-FDD (SC-FDMA, 100% RB, 15 MHz, 16-QAM) | X | 3.45 | 68.66 | 16.81 | 0.00 | 150.0 | ± 9.6 % |
| | | Y | 3.30 | 67.32 | 15.91 | | 150.0 | |
| | | Z | 3.03 | 67.82 | 15.96 | | 150.0 | |
| 10141-CAD | LTE-FDD (SC-FDMA, 100% RB, 15 MHz, 64-QAM) | X | 3.58 | 68.75 | 16.96 | 0.00 | 150.0 | ± 9.6 % |
| | | Y | 3.43 | 67.43 | 16.10 | | 150.0 | |
| | | Z | 3.17 | 68.11 | 16.20 | | 150.0 | |
| 10142-CAD | LTE-FDD (SC-FDMA, 100% RB, 3 MHz, QPSK) | X | 2.47 | 73.79 | 18.38 | 0.00 | 150.0 | ± 9.6 % |
| | | Y | 1.91 | 68.66 | 15.61 | | 150.0 | |
| | | Z | 1.62 | 69.30 | 14.72 | | 150.0 | |
| 10143-CAD | LTE-FDD (SC-FDMA, 100% RB, 3 MHz, 16-QAM) | X | 3.04 | 73.63 | 17.97 | 0.00 | 150.0 | ± 9.6 % |
| | | Y | 2.39 | 68.84 | 15.61 | | 150.0 | |
| | | Z | 1.93 | 68.45 | 13.52 | | 150.0 | |
| 10144-CAD | LTE-FDD (SC-FDMA, 100% RB, 3 MHz, 64-QAM) | X | 2.40 | 68.98 | 15.29 | 0.00 | 150.0 | ± 9.6 % |
| | | Y | 2.12 | 66.24 | 13.82 | | 150.0 | |
| | | Z | 1.45 | 64.15 | 10.76 | | 150.0 | |
| 10145-CAE | LTE-FDD (SC-FDMA, 100% RB, 1.4 MHz, QPSK) | X | 1.32 | 67.40 | 12.34 | 0.00 | 150.0 | ± 9.6 % |
| | | Y | 1.01 | 63.39 | 10.25 | | 150.0 | |
| | | Z | 0.47 | 60.00 | 4.95 | | 150.0 | |
| 10146-CAE | LTE-FDD (SC-FDMA, 100% RB, 1.4 MHz, 16-QAM) | X | 1.35 | 63.32 | 9.27 | 0.00 | 150.0 | ± 9.6 % |
| | | Y | 1.59 | 64.33 | 10.38 | | 150.0 | |
| | | Z | 0.61 | 60.00 | 4.07 | | 150.0 | |
| 10147-CAE | LTE-FDD (SC-FDMA, 100% RB, 1.4 MHz, 64-QAM) | X | 1.52 | 64.59 | 10.05 | 0.00 | 150.0 | ± 9.6 % |
| | | Y | 1.81 | 65.77 | 11.24 | | 150.0 | |
| | | Z | 0.61 | 60.00 | 4.13 | | 150.0 | |

| | | | | | | | | |
|-----------|--|---|------|-------|-------|------|-------|---------|
| 10149-CAD | LTE-FDD (SC-FDMA, 50% RB, 20 MHz, 16-QAM) | X | 3.01 | 69.05 | 16.97 | 0.00 | 150.0 | ± 9.6 % |
| | | Y | 2.83 | 67.31 | 15.85 | | 150.0 | |
| | | Z | 2.59 | 68.14 | 15.87 | | 150.0 | |
| 10150-CAD | LTE-FDD (SC-FDMA, 50% RB, 20 MHz, 64-QAM) | X | 3.13 | 68.98 | 16.97 | 0.00 | 150.0 | ± 9.6 % |
| | | Y | 2.95 | 67.30 | 15.91 | | 150.0 | |
| | | Z | 2.72 | 68.28 | 15.97 | | 150.0 | |
| 10151-CAD | LTE-TDD (SC-FDMA, 50% RB, 20 MHz, QPSK) | X | 6.14 | 78.94 | 22.21 | 3.98 | 65.0 | ± 9.6 % |
| | | Y | 5.81 | 77.70 | 21.86 | | 65.0 | |
| | | Z | 4.61 | 75.91 | 20.54 | | 65.0 | |
| 10152-CAD | LTE-TDD (SC-FDMA, 50% RB, 20 MHz, 16-QAM) | X | 5.07 | 72.87 | 19.98 | 3.98 | 65.0 | ± 9.6 % |
| | | Y | 4.97 | 72.24 | 19.90 | | 65.0 | |
| | | Z | 3.99 | 70.37 | 18.11 | | 65.0 | |
| 10153-CAD | LTE-TDD (SC-FDMA, 50% RB, 20 MHz, 64-QAM) | X | 5.43 | 73.94 | 20.83 | 3.98 | 65.0 | ± 9.6 % |
| | | Y | 5.30 | 73.21 | 20.72 | | 65.0 | |
| | | Z | 4.36 | 71.74 | 19.14 | | 65.0 | |
| 10154-CAE | LTE-FDD (SC-FDMA, 50% RB, 10 MHz, QPSK) | X | 2.62 | 73.06 | 18.62 | 0.00 | 150.0 | ± 9.6 % |
| | | Y | 2.20 | 69.16 | 16.36 | | 150.0 | |
| | | Z | 1.96 | 70.32 | 16.47 | | 150.0 | |
| 10155-CAE | LTE-FDD (SC-FDMA, 50% RB, 10 MHz, 16-QAM) | X | 2.89 | 71.21 | 17.79 | 0.00 | 150.0 | ± 9.6 % |
| | | Y | 2.54 | 68.21 | 16.10 | | 150.0 | |
| | | Z | 2.43 | 70.28 | 16.10 | | 150.0 | |
| 10156-CAE | LTE-FDD (SC-FDMA, 50% RB, 5 MHz, QPSK) | X | 2.47 | 75.15 | 18.60 | 0.00 | 150.0 | ± 9.6 % |
| | | Y | 1.75 | 68.66 | 15.28 | | 150.0 | |
| | | Z | 1.33 | 67.76 | 13.19 | | 150.0 | |
| 10157-CAE | LTE-FDD (SC-FDMA, 50% RB, 5 MHz, 16-QAM) | X | 2.39 | 70.64 | 15.72 | 0.00 | 150.0 | ± 9.6 % |
| | | Y | 1.95 | 66.69 | 13.72 | | 150.0 | |
| | | Z | 1.16 | 63.12 | 9.54 | | 150.0 | |
| 10158-CAE | LTE-FDD (SC-FDMA, 50% RB, 10 MHz, 64-QAM) | X | 3.04 | 71.31 | 17.88 | 0.00 | 150.0 | ± 9.6 % |
| | | Y | 2.70 | 68.43 | 16.28 | | 150.0 | |
| | | Z | 2.57 | 70.46 | 16.22 | | 150.0 | |
| 10159-CAE | LTE-FDD (SC-FDMA, 50% RB, 5 MHz, 64-QAM) | X | 2.56 | 71.36 | 16.09 | 0.00 | 150.0 | ± 9.6 % |
| | | Y | 2.05 | 67.14 | 14.00 | | 150.0 | |
| | | Z | 1.19 | 63.18 | 9.58 | | 150.0 | |
| 10160-CAD | LTE-FDD (SC-FDMA, 50% RB, 15 MHz, QPSK) | X | 2.99 | 71.27 | 17.90 | 0.00 | 150.0 | ± 9.6 % |
| | | Y | 2.71 | 68.82 | 16.37 | | 150.0 | |
| | | Z | 2.42 | 69.56 | 16.47 | | 150.0 | |
| 10161-CAD | LTE-FDD (SC-FDMA, 50% RB, 15 MHz, 16-QAM) | X | 3.04 | 69.06 | 16.95 | 0.00 | 150.0 | ± 9.6 % |
| | | Y | 2.85 | 67.25 | 15.83 | | 150.0 | |
| | | Z | 2.60 | 68.29 | 15.74 | | 150.0 | |
| 10162-CAD | LTE-FDD (SC-FDMA, 50% RB, 15 MHz, 64-QAM) | X | 3.15 | 69.23 | 17.05 | 0.00 | 150.0 | ± 9.6 % |
| | | Y | 2.96 | 67.42 | 15.95 | | 150.0 | |
| | | Z | 2.71 | 68.61 | 15.92 | | 150.0 | |
| 10166-CAE | LTE-FDD (SC-FDMA, 50% RB, 1.4 MHz, QPSK) | X | 3.34 | 69.69 | 19.44 | 3.01 | 150.0 | ± 9.6 % |
| | | Y | 3.46 | 69.42 | 19.21 | | 150.0 | |
| | | Z | 2.59 | 67.11 | 17.87 | | 150.0 | |
| 10167-CAE | LTE-FDD (SC-FDMA, 50% RB, 1.4 MHz, 16-QAM) | X | 3.99 | 72.59 | 19.88 | 3.01 | 150.0 | ± 9.6 % |
| | | Y | 4.18 | 72.06 | 19.51 | | 150.0 | |
| | | Z | 2.80 | 69.17 | 18.01 | | 150.0 | |

| | | | | | | | | |
|-----------|--|---|-------|--------|-------|------|-------|---------|
| 10168-CAE | LTE-FDD (SC-FDMA, 50% RB, 1.4 MHz, 64-QAM) | X | 4.55 | 75.49 | 21.54 | 3.01 | 150.0 | ± 9.6 % |
| | | Y | 4.71 | 74.68 | 21.05 | | 150.0 | |
| | | Z | 3.16 | 71.87 | 19.73 | | 150.0 | |
| 10169-CAD | LTE-FDD (SC-FDMA, 1 RB, 20 MHz, QPSK) | X | 2.64 | 68.14 | 18.82 | 3.01 | 150.0 | ± 9.6 % |
| | | Y | 2.80 | 68.40 | 18.79 | | 150.0 | |
| | | Z | 2.19 | 65.68 | 17.12 | | 150.0 | |
| 10170-CAD | LTE-FDD (SC-FDMA, 1 RB, 20 MHz, 16-QAM) | X | 3.48 | 74.11 | 21.34 | 3.01 | 150.0 | ± 9.6 % |
| | | Y | 3.77 | 74.16 | 21.12 | | 150.0 | |
| | | Z | 2.55 | 69.97 | 19.09 | | 150.0 | |
| 10171-AAD | LTE-FDD (SC-FDMA, 1 RB, 20 MHz, 64-QAM) | X | 2.84 | 69.77 | 18.34 | 3.01 | 150.0 | ± 9.6 % |
| | | Y | 3.06 | 69.79 | 18.14 | | 150.0 | |
| | | Z | 2.14 | 66.44 | 16.29 | | 150.0 | |
| 10172-CAD | LTE-TDD (SC-FDMA, 1 RB, 20 MHz, QPSK) | X | 5.21 | 85.53 | 27.06 | 6.02 | 65.0 | ± 9.6 % |
| | | Y | 6.10 | 87.88 | 28.22 | | 65.0 | |
| | | Z | 2.36 | 72.38 | 21.35 | | 65.0 | |
| 10173-CAD | LTE-TDD (SC-FDMA, 1 RB, 20 MHz, 16-QAM) | X | 9.95 | 94.55 | 28.03 | 6.02 | 65.0 | ± 9.6 % |
| | | Y | 14.45 | 100.65 | 30.35 | | 65.0 | |
| | | Z | 2.98 | 76.17 | 20.98 | | 65.0 | |
| 10174-CAD | LTE-TDD (SC-FDMA, 1 RB, 20 MHz, 64-QAM) | X | 8.15 | 89.74 | 25.80 | 6.02 | 65.0 | ± 9.6 % |
| | | Y | 10.99 | 94.18 | 27.67 | | 65.0 | |
| | | Z | 2.56 | 73.38 | 19.24 | | 65.0 | |
| 10175-CAE | LTE-FDD (SC-FDMA, 1 RB, 10 MHz, QPSK) | X | 2.61 | 67.84 | 18.56 | 3.01 | 150.0 | ± 9.6 % |
| | | Y | 2.76 | 68.08 | 18.52 | | 150.0 | |
| | | Z | 2.16 | 65.44 | 16.89 | | 150.0 | |
| 10176-CAE | LTE-FDD (SC-FDMA, 1 RB, 10 MHz, 16-QAM) | X | 3.48 | 74.13 | 21.36 | 3.01 | 150.0 | ± 9.6 % |
| | | Y | 3.77 | 74.19 | 21.13 | | 150.0 | |
| | | Z | 2.56 | 69.98 | 19.10 | | 150.0 | |
| 10177-CAG | LTE-FDD (SC-FDMA, 1 RB, 5 MHz, QPSK) | X | 2.63 | 67.98 | 18.65 | 3.01 | 150.0 | ± 9.6 % |
| | | Y | 2.79 | 68.24 | 18.62 | | 150.0 | |
| | | Z | 2.17 | 65.52 | 16.94 | | 150.0 | |
| 10178-CAE | LTE-FDD (SC-FDMA, 1 RB, 5 MHz, 16-QAM) | X | 3.45 | 73.94 | 21.25 | 3.01 | 150.0 | ± 9.6 % |
| | | Y | 3.73 | 73.95 | 21.01 | | 150.0 | |
| | | Z | 2.55 | 69.90 | 19.04 | | 150.0 | |
| 10179-CAE | LTE-FDD (SC-FDMA, 1 RB, 10 MHz, 64-QAM) | X | 3.13 | 71.85 | 19.72 | 3.01 | 150.0 | ± 9.6 % |
| | | Y | 3.38 | 71.82 | 19.48 | | 150.0 | |
| | | Z | 2.32 | 68.09 | 17.55 | | 150.0 | |
| 10180-CAE | LTE-FDD (SC-FDMA, 1 RB, 5 MHz, 64-QAM) | X | 2.83 | 69.71 | 18.29 | 3.01 | 150.0 | ± 9.6 % |
| | | Y | 3.06 | 69.72 | 18.09 | | 150.0 | |
| | | Z | 2.14 | 66.43 | 16.27 | | 150.0 | |
| 10181-CAD | LTE-FDD (SC-FDMA, 1 RB, 15 MHz, QPSK) | X | 2.62 | 67.96 | 18.64 | 3.01 | 150.0 | ± 9.6 % |
| | | Y | 2.78 | 68.22 | 18.62 | | 150.0 | |
| | | Z | 2.17 | 65.50 | 16.94 | | 150.0 | |
| 10182-CAD | LTE-FDD (SC-FDMA, 1 RB, 15 MHz, 16-QAM) | X | 3.45 | 73.91 | 21.23 | 3.01 | 150.0 | ± 9.6 % |
| | | Y | 3.73 | 73.93 | 20.99 | | 150.0 | |
| | | Z | 2.54 | 69.87 | 19.03 | | 150.0 | |
| 10183-AAC | LTE-FDD (SC-FDMA, 1 RB, 15 MHz, 64-QAM) | X | 2.83 | 69.69 | 18.28 | 3.01 | 150.0 | ± 9.6 % |
| | | Y | 3.05 | 69.70 | 18.08 | | 150.0 | |
| | | Z | 2.13 | 66.41 | 16.26 | | 150.0 | |

| | | | | | | | | |
|-----------|---|---|------|-------|-------|------|-------|---------|
| 10184-CAD | LTE-FDD (SC-FDMA, 1 RB, 3 MHz, QPSK) | X | 2.63 | 68.01 | 18.67 | 3.01 | 150.0 | ± 9.6 % |
| | | Y | 2.79 | 68.26 | 18.64 | | 150.0 | |
| | | Z | 2.18 | 65.53 | 16.96 | | 150.0 | |
| 10185-CAD | LTE-FDD (SC-FDMA, 1 RB, 3 MHz, 16-QAM) | X | 3.47 | 73.99 | 21.27 | 3.01 | 150.0 | ± 9.6 % |
| | | Y | 3.75 | 74.01 | 21.03 | | 150.0 | |
| | | Z | 2.55 | 69.94 | 19.07 | | 150.0 | |
| 10186-AAD | LTE-FDD (SC-FDMA, 1 RB, 3 MHz, 64-QAM) | X | 2.84 | 69.75 | 18.32 | 3.01 | 150.0 | ± 9.6 % |
| | | Y | 3.07 | 69.76 | 18.12 | | 150.0 | |
| | | Z | 2.14 | 66.46 | 16.29 | | 150.0 | |
| 10187-CAE | LTE-FDD (SC-FDMA, 1 RB, 1.4 MHz, QPSK) | X | 2.64 | 68.07 | 18.74 | 3.01 | 150.0 | ± 9.6 % |
| | | Y | 2.80 | 68.32 | 18.71 | | 150.0 | |
| | | Z | 2.19 | 65.63 | 17.06 | | 150.0 | |
| 10188-CAE | LTE-FDD (SC-FDMA, 1 RB, 1.4 MHz, 16-QAM) | X | 3.58 | 74.66 | 21.67 | 3.01 | 150.0 | ± 9.6 % |
| | | Y | 3.87 | 74.72 | 21.45 | | 150.0 | |
| | | Z | 2.61 | 70.41 | 19.39 | | 150.0 | |
| 10189-AAE | LTE-FDD (SC-FDMA, 1 RB, 1.4 MHz, 64-QAM) | X | 2.90 | 70.18 | 18.61 | 3.01 | 150.0 | ± 9.6 % |
| | | Y | 3.14 | 70.19 | 18.41 | | 150.0 | |
| | | Z | 2.18 | 66.76 | 16.53 | | 150.0 | |
| 10193-CAB | IEEE 802.11n (HT Greenfield, 6.5 Mbps, BPSK) | X | 4.50 | 67.21 | 16.60 | 0.00 | 150.0 | ± 9.6 % |
| | | Y | 4.45 | 66.47 | 16.16 | | 150.0 | |
| | | Z | 4.13 | 67.38 | 16.15 | | 150.0 | |
| 10194-CAB | IEEE 802.11n (HT Greenfield, 39 Mbps, 16-QAM) | X | 4.65 | 67.48 | 16.72 | 0.00 | 150.0 | ± 9.6 % |
| | | Y | 4.62 | 66.77 | 16.29 | | 150.0 | |
| | | Z | 4.23 | 67.48 | 16.26 | | 150.0 | |
| 10195-CAB | IEEE 802.11n (HT Greenfield, 65 Mbps, 64-QAM) | X | 4.69 | 67.50 | 16.74 | 0.00 | 150.0 | ± 9.6 % |
| | | Y | 4.66 | 66.81 | 16.31 | | 150.0 | |
| | | Z | 4.25 | 67.43 | 16.24 | | 150.0 | |
| 10196-CAB | IEEE 802.11n (HT Mixed, 6.5 Mbps, BPSK) | X | 4.49 | 67.24 | 16.60 | 0.00 | 150.0 | ± 9.6 % |
| | | Y | 4.45 | 66.52 | 16.18 | | 150.0 | |
| | | Z | 4.10 | 67.32 | 16.10 | | 150.0 | |
| 10197-CAB | IEEE 802.11n (HT Mixed, 39 Mbps, 16-QAM) | X | 4.66 | 67.49 | 16.73 | 0.00 | 150.0 | ± 9.6 % |
| | | Y | 4.63 | 66.80 | 16.30 | | 150.0 | |
| | | Z | 4.24 | 67.48 | 16.26 | | 150.0 | |
| 10198-CAB | IEEE 802.11n (HT Mixed, 65 Mbps, 64-QAM) | X | 4.69 | 67.51 | 16.74 | 0.00 | 150.0 | ± 9.6 % |
| | | Y | 4.66 | 66.82 | 16.32 | | 150.0 | |
| | | Z | 4.24 | 67.42 | 16.24 | | 150.0 | |
| 10219-CAB | IEEE 802.11n (HT Mixed, 7.2 Mbps, BPSK) | X | 4.44 | 67.29 | 16.58 | 0.00 | 150.0 | ± 9.6 % |
| | | Y | 4.40 | 66.54 | 16.14 | | 150.0 | |
| | | Z | 4.07 | 67.41 | 16.11 | | 150.0 | |
| 10220-CAB | IEEE 802.11n (HT Mixed, 43.3 Mbps, 16-QAM) | X | 4.65 | 67.45 | 16.72 | 0.00 | 150.0 | ± 9.6 % |
| | | Y | 4.62 | 66.76 | 16.29 | | 150.0 | |
| | | Z | 4.23 | 67.43 | 16.25 | | 150.0 | |
| 10221-CAB | IEEE 802.11n (HT Mixed, 72.2 Mbps, 64-QAM) | X | 4.70 | 67.43 | 16.72 | 0.00 | 150.0 | ± 9.6 % |
| | | Y | 4.67 | 66.75 | 16.31 | | 150.0 | |
| | | Z | 4.26 | 67.40 | 16.24 | | 150.0 | |
| 10222-CAB | IEEE 802.11n (HT Mixed, 15 Mbps, BPSK) | X | 5.04 | 67.49 | 16.79 | 0.00 | 150.0 | ± 9.6 % |
| | | Y | 5.01 | 66.92 | 16.43 | | 150.0 | |
| | | Z | 4.66 | 67.21 | 16.37 | | 150.0 | |

| | | | | | | | | |
|-----------|---|---|-------|--------|-------|------|-------|---------|
| 10223-CAB | IEEE 802.11n (HT Mixed, 90 Mbps, 16-QAM) | X | 5.32 | 67.67 | 16.89 | 0.00 | 150.0 | ± 9.6 % |
| | | Y | 5.34 | 67.23 | 16.61 | | 150.0 | |
| | | Z | 4.85 | 67.26 | 16.37 | | 150.0 | |
| 10224-CAB | IEEE 802.11n (HT Mixed, 150 Mbps, 64-QAM) | X | 5.08 | 67.61 | 16.78 | 0.00 | 150.0 | ± 9.6 % |
| | | Y | 5.05 | 67.04 | 16.41 | | 150.0 | |
| | | Z | 4.70 | 67.37 | 16.37 | | 150.0 | |
| 10225-CAB | UMTS-FDD (HSPA+) | X | 2.85 | 67.53 | 16.12 | 0.00 | 150.0 | ± 9.6 % |
| | | Y | 2.71 | 65.98 | 15.23 | | 150.0 | |
| | | Z | 2.40 | 66.65 | 14.21 | | 150.0 | |
| 10226-CAA | LTE-TDD (SC-FDMA, 1 RB, 1.4 MHz, 16-QAM) | X | 10.84 | 96.23 | 28.66 | 6.02 | 65.0 | ± 9.6 % |
| | | Y | 15.92 | 102.62 | 31.06 | | 65.0 | |
| | | Z | 3.13 | 77.11 | 21.45 | | 65.0 | |
| 10227-CAA | LTE-TDD (SC-FDMA, 1 RB, 1.4 MHz, 64-QAM) | X | 10.89 | 94.67 | 27.41 | 6.02 | 65.0 | ± 9.6 % |
| | | Y | 15.92 | 100.78 | 29.76 | | 65.0 | |
| | | Z | 2.96 | 75.63 | 20.15 | | 65.0 | |
| 10228-CAA | LTE-TDD (SC-FDMA, 1 RB, 1.4 MHz, QPSK) | X | 5.83 | 88.10 | 28.08 | 6.02 | 65.0 | ± 9.6 % |
| | | Y | 7.50 | 92.66 | 30.03 | | 65.0 | |
| | | Z | 2.46 | 73.31 | 21.80 | | 65.0 | |
| 10229-CAB | LTE-TDD (SC-FDMA, 1 RB, 3 MHz, 16-QAM) | X | 10.04 | 94.68 | 28.07 | 6.02 | 65.0 | ± 9.6 % |
| | | Y | 14.58 | 100.79 | 30.40 | | 65.0 | |
| | | Z | 3.00 | 76.26 | 21.02 | | 65.0 | |
| 10230-CAB | LTE-TDD (SC-FDMA, 1 RB, 3 MHz, 64-QAM) | X | 9.98 | 93.07 | 26.83 | 6.02 | 65.0 | ± 9.6 % |
| | | Y | 14.47 | 98.96 | 29.13 | | 65.0 | |
| | | Z | 2.82 | 74.75 | 19.73 | | 65.0 | |
| 10231-CAB | LTE-TDD (SC-FDMA, 1 RB, 3 MHz, QPSK) | X | 5.58 | 87.13 | 27.64 | 6.02 | 65.0 | ± 9.6 % |
| | | Y | 7.13 | 91.51 | 29.55 | | 65.0 | |
| | | Z | 2.40 | 72.72 | 21.45 | | 65.0 | |
| 10232-CAD | LTE-TDD (SC-FDMA, 1 RB, 5 MHz, 16-QAM) | X | 10.02 | 94.66 | 28.07 | 6.02 | 65.0 | ± 9.6 % |
| | | Y | 14.55 | 100.76 | 30.40 | | 65.0 | |
| | | Z | 3.00 | 76.24 | 21.02 | | 65.0 | |
| 10233-CAD | LTE-TDD (SC-FDMA, 1 RB, 5 MHz, 64-QAM) | X | 9.95 | 93.03 | 26.81 | 6.02 | 65.0 | ± 9.6 % |
| | | Y | 14.42 | 98.91 | 29.12 | | 65.0 | |
| | | Z | 2.81 | 74.73 | 19.73 | | 65.0 | |
| 10234-CAD | LTE-TDD (SC-FDMA, 1 RB, 5 MHz, QPSK) | X | 5.39 | 86.32 | 27.22 | 6.02 | 65.0 | ± 9.6 % |
| | | Y | 6.85 | 90.55 | 29.09 | | 65.0 | |
| | | Z | 2.35 | 72.29 | 21.14 | | 65.0 | |
| 10235-CAD | LTE-TDD (SC-FDMA, 1 RB, 10 MHz, 16-QAM) | X | 10.04 | 94.70 | 28.08 | 6.02 | 65.0 | ± 9.6 % |
| | | Y | 14.58 | 100.82 | 30.42 | | 65.0 | |
| | | Z | 2.99 | 76.25 | 21.02 | | 65.0 | |
| 10236-CAD | LTE-TDD (SC-FDMA, 1 RB, 10 MHz, 64-QAM) | X | 10.10 | 93.25 | 26.88 | 6.02 | 65.0 | ± 9.6 % |
| | | Y | 14.67 | 99.17 | 29.19 | | 65.0 | |
| | | Z | 2.84 | 74.84 | 19.76 | | 65.0 | |
| 10237-CAD | LTE-TDD (SC-FDMA, 1 RB, 10 MHz, QPSK) | X | 5.58 | 87.17 | 27.66 | 6.02 | 65.0 | ± 9.6 % |
| | | Y | 7.14 | 91.58 | 29.58 | | 65.0 | |
| | | Z | 2.39 | 72.70 | 21.45 | | 65.0 | |
| 10238-CAD | LTE-TDD (SC-FDMA, 1 RB, 15 MHz, 16-QAM) | X | 9.99 | 94.63 | 28.06 | 6.02 | 65.0 | ± 9.6 % |
| | | Y | 14.51 | 100.74 | 30.39 | | 65.0 | |
| | | Z | 2.99 | 76.22 | 21.01 | | 65.0 | |

| | | | | | | | | |
|-----------|--|---|-------|-------|-------|------|------|---------|
| 10239-CAD | LTE-TDD (SC-FDMA, 1 RB, 15 MHz, 64-QAM) | X | 9.90 | 92.97 | 26.80 | 6.02 | 65.0 | ± 9.6 % |
| | | Y | 14.36 | 98.87 | 29.11 | | 65.0 | |
| | | Z | 2.80 | 74.69 | 19.71 | | 65.0 | |
| 10240-CAD | LTE-TDD (SC-FDMA, 1 RB, 15 MHz, QPSK) | X | 5.56 | 87.13 | 27.65 | 6.02 | 65.0 | ± 9.6 % |
| | | Y | 7.11 | 91.52 | 29.56 | | 65.0 | |
| | | Z | 2.39 | 72.70 | 21.45 | | 65.0 | |
| 10241-CAA | LTE-TDD (SC-FDMA, 50% RB, 1.4 MHz, 16-QAM) | X | 6.69 | 79.53 | 24.88 | 6.98 | 65.0 | ± 9.6 % |
| | | Y | 6.94 | 79.25 | 25.05 | | 65.0 | |
| | | Z | 4.77 | 76.42 | 23.34 | | 65.0 | |
| 10242-CAA | LTE-TDD (SC-FDMA, 50% RB, 1.4 MHz, 64-QAM) | X | 6.37 | 78.52 | 24.37 | 6.98 | 65.0 | ± 9.6 % |
| | | Y | 6.44 | 77.62 | 24.25 | | 65.0 | |
| | | Z | 4.56 | 75.69 | 22.98 | | 65.0 | |
| 10243-CAA | LTE-TDD (SC-FDMA, 50% RB, 1.4 MHz, QPSK) | X | 5.22 | 75.00 | 23.77 | 6.98 | 65.0 | ± 9.6 % |
| | | Y | 5.23 | 74.06 | 23.59 | | 65.0 | |
| | | Z | 4.00 | 72.71 | 22.54 | | 65.0 | |
| 10244-CAB | LTE-TDD (SC-FDMA, 50% RB, 3 MHz, 16-QAM) | X | 4.24 | 72.12 | 16.22 | 3.98 | 65.0 | ± 9.6 % |
| | | Y | 5.25 | 75.72 | 18.71 | | 65.0 | |
| | | Z | 1.68 | 61.87 | 8.30 | | 65.0 | |
| 10245-CAB | LTE-TDD (SC-FDMA, 50% RB, 3 MHz, 64-QAM) | X | 4.09 | 71.33 | 15.81 | 3.98 | 65.0 | ± 9.6 % |
| | | Y | 5.05 | 74.82 | 18.27 | | 65.0 | |
| | | Z | 1.68 | 61.69 | 8.15 | | 65.0 | |
| 10246-CAB | LTE-TDD (SC-FDMA, 50% RB, 3 MHz, QPSK) | X | 5.18 | 79.27 | 19.77 | 3.98 | 65.0 | ± 9.6 % |
| | | Y | 5.17 | 79.65 | 20.53 | | 65.0 | |
| | | Z | 1.66 | 64.47 | 10.67 | | 65.0 | |
| 10247-CAD | LTE-TDD (SC-FDMA, 50% RB, 5 MHz, 16-QAM) | X | 4.32 | 73.14 | 18.02 | 3.98 | 65.0 | ± 9.6 % |
| | | Y | 4.29 | 73.07 | 18.54 | | 65.0 | |
| | | Z | 2.36 | 65.53 | 12.06 | | 65.0 | |
| 10248-CAD | LTE-TDD (SC-FDMA, 50% RB, 5 MHz, 64-QAM) | X | 4.23 | 72.28 | 17.61 | 3.98 | 65.0 | ± 9.6 % |
| | | Y | 4.26 | 72.34 | 18.17 | | 65.0 | |
| | | Z | 2.33 | 64.96 | 11.76 | | 65.0 | |
| 10249-CAD | LTE-TDD (SC-FDMA, 50% RB, 5 MHz, QPSK) | X | 6.94 | 84.57 | 23.01 | 3.98 | 65.0 | ± 9.6 % |
| | | Y | 6.34 | 83.27 | 22.99 | | 65.0 | |
| | | Z | 3.00 | 72.28 | 16.18 | | 65.0 | |
| 10250-CAD | LTE-TDD (SC-FDMA, 50% RB, 10 MHz, 16-QAM) | X | 5.21 | 75.90 | 21.22 | 3.98 | 65.0 | ± 9.6 % |
| | | Y | 5.02 | 75.06 | 21.19 | | 65.0 | |
| | | Z | 3.93 | 72.61 | 18.51 | | 65.0 | |
| 10251-CAD | LTE-TDD (SC-FDMA, 50% RB, 10 MHz, 64-QAM) | X | 4.88 | 73.38 | 19.69 | 3.98 | 65.0 | ± 9.6 % |
| | | Y | 4.79 | 72.77 | 19.75 | | 65.0 | |
| | | Z | 3.55 | 69.71 | 16.66 | | 65.0 | |
| 10252-CAD | LTE-TDD (SC-FDMA, 50% RB, 10 MHz, QPSK) | X | 6.58 | 82.89 | 23.68 | 3.98 | 65.0 | ± 9.6 % |
| | | Y | 6.05 | 81.24 | 23.29 | | 65.0 | |
| | | Z | 4.42 | 77.84 | 20.76 | | 65.0 | |
| 10253-CAD | LTE-TDD (SC-FDMA, 50% RB, 15 MHz, 16-QAM) | X | 4.98 | 72.40 | 19.71 | 3.98 | 65.0 | ± 9.6 % |
| | | Y | 4.86 | 71.69 | 19.63 | | 65.0 | |
| | | Z | 3.93 | 70.06 | 17.71 | | 65.0 | |
| 10254-CAD | LTE-TDD (SC-FDMA, 50% RB, 15 MHz, 64-QAM) | X | 5.31 | 73.36 | 20.45 | 3.98 | 65.0 | ± 9.6 % |
| | | Y | 5.18 | 72.60 | 20.37 | | 65.0 | |
| | | Z | 4.24 | 71.16 | 18.54 | | 65.0 | |

| | | | | | | | | |
|-----------|---|---|------|-------|-------|------|------|---------|
| 10255-CAD | LTE-TDD (SC-FDMA, 50% RB, 15 MHz, QPSK) | X | 5.77 | 77.98 | 22.02 | 3.98 | 65.0 | ± 9.6 % |
| | | Y | 5.46 | 76.73 | 21.69 | | 65.0 | |
| | | Z | 4.37 | 75.14 | 20.23 | | 65.0 | |
| 10256-CAA | LTE-TDD (SC-FDMA, 100% RB, 1.4 MHz, 16-QAM) | X | 2.88 | 66.71 | 12.43 | 3.98 | 65.0 | ± 9.6 % |
| | | Y | 3.76 | 70.54 | 15.28 | | 65.0 | |
| | | Z | 1.24 | 60.00 | 5.88 | | 65.0 | |
| 10257-CAA | LTE-TDD (SC-FDMA, 100% RB, 1.4 MHz, 64-QAM) | X | 2.80 | 66.03 | 11.98 | 3.98 | 65.0 | ± 9.6 % |
| | | Y | 3.60 | 69.53 | 14.70 | | 65.0 | |
| | | Z | 1.26 | 60.00 | 5.79 | | 65.0 | |
| 10258-CAA | LTE-TDD (SC-FDMA, 100% RB, 1.4 MHz, QPSK) | X | 3.12 | 71.18 | 15.31 | 3.98 | 65.0 | ± 9.6 % |
| | | Y | 3.48 | 73.11 | 16.86 | | 65.0 | |
| | | Z | 1.14 | 60.65 | 7.08 | | 65.0 | |
| 10259-CAB | LTE-TDD (SC-FDMA, 100% RB, 3 MHz, 16-QAM) | X | 4.71 | 74.37 | 19.27 | 3.98 | 65.0 | ± 9.6 % |
| | | Y | 4.60 | 73.91 | 19.54 | | 65.0 | |
| | | Z | 2.92 | 68.20 | 14.43 | | 65.0 | |
| 10260-CAB | LTE-TDD (SC-FDMA, 100% RB, 3 MHz, 64-QAM) | X | 4.70 | 73.94 | 19.07 | 3.98 | 65.0 | ± 9.6 % |
| | | Y | 4.62 | 73.56 | 19.38 | | 65.0 | |
| | | Z | 2.94 | 67.92 | 14.26 | | 65.0 | |
| 10261-CAB | LTE-TDD (SC-FDMA, 100% RB, 3 MHz, QPSK) | X | 6.27 | 82.57 | 22.82 | 3.98 | 65.0 | ± 9.6 % |
| | | Y | 5.76 | 81.12 | 22.65 | | 65.0 | |
| | | Z | 3.49 | 74.21 | 17.83 | | 65.0 | |
| 10262-CAD | LTE-TDD (SC-FDMA, 100% RB, 5 MHz, 16-QAM) | X | 5.19 | 75.82 | 21.17 | 3.98 | 65.0 | ± 9.6 % |
| | | Y | 5.01 | 75.00 | 21.14 | | 65.0 | |
| | | Z | 3.91 | 72.50 | 18.43 | | 65.0 | |
| 10263-CAD | LTE-TDD (SC-FDMA, 100% RB, 5 MHz, 64-QAM) | X | 4.87 | 73.35 | 19.68 | 3.98 | 65.0 | ± 9.6 % |
| | | Y | 4.78 | 72.74 | 19.74 | | 65.0 | |
| | | Z | 3.54 | 69.69 | 16.66 | | 65.0 | |
| 10264-CAD | LTE-TDD (SC-FDMA, 100% RB, 5 MHz, QPSK) | X | 6.49 | 82.62 | 23.55 | 3.98 | 65.0 | ± 9.6 % |
| | | Y | 5.98 | 81.00 | 23.17 | | 65.0 | |
| | | Z | 4.36 | 77.57 | 20.62 | | 65.0 | |
| 10265-CAD | LTE-TDD (SC-FDMA, 100% RB, 10 MHz, 16-QAM) | X | 5.06 | 72.87 | 19.99 | 3.98 | 65.0 | ± 9.6 % |
| | | Y | 4.96 | 72.24 | 19.91 | | 65.0 | |
| | | Z | 3.99 | 70.37 | 18.12 | | 65.0 | |
| 10266-CAD | LTE-TDD (SC-FDMA, 100% RB, 10 MHz, 64-QAM) | X | 5.43 | 73.93 | 20.82 | 3.98 | 65.0 | ± 9.6 % |
| | | Y | 5.30 | 73.20 | 20.71 | | 65.0 | |
| | | Z | 4.36 | 71.73 | 19.13 | | 65.0 | |
| 10267-CAD | LTE-TDD (SC-FDMA, 100% RB, 10 MHz, QPSK) | X | 6.12 | 78.88 | 22.19 | 3.98 | 65.0 | ± 9.6 % |
| | | Y | 5.80 | 77.65 | 21.84 | | 65.0 | |
| | | Z | 4.59 | 75.85 | 20.51 | | 65.0 | |
| 10268-CAD | LTE-TDD (SC-FDMA, 100% RB, 15 MHz, 16-QAM) | X | 5.66 | 72.67 | 20.32 | 3.98 | 65.0 | ± 9.6 % |
| | | Y | 5.56 | 72.05 | 20.20 | | 65.0 | |
| | | Z | 4.68 | 70.82 | 19.02 | | 65.0 | |
| 10269-CAD | LTE-TDD (SC-FDMA, 100% RB, 15 MHz, 64-QAM) | X | 5.65 | 72.23 | 20.16 | 3.98 | 65.0 | ± 9.6 % |
| | | Y | 5.55 | 71.61 | 20.05 | | 65.0 | |
| | | Z | 4.73 | 70.61 | 18.92 | | 65.0 | |
| 10270-CAD | LTE-TDD (SC-FDMA, 100% RB, 15 MHz, QPSK) | X | 5.86 | 75.43 | 20.89 | 3.98 | 65.0 | ± 9.6 % |
| | | Y | 5.65 | 74.50 | 20.63 | | 65.0 | |
| | | Z | 4.77 | 73.64 | 19.83 | | 65.0 | |

| | | | | | | | | |
|-----------|--|---|--------|--------|-------|------|-------|---------|
| 10274-CAB | UMTS-FDD (HSUPA, Subtest 5, 3GPP Rel8.10) | X | 2.73 | 68.46 | 16.34 | 0.00 | 150.0 | ± 9.6 % |
| | | Y | 2.51 | 66.37 | 15.13 | | 150.0 | |
| | | Z | 2.29 | 67.56 | 14.48 | | 150.0 | |
| 10275-CAB | UMTS-FDD (HSUPA, Subtest 5, 3GPP Rel8.4) | X | 2.05 | 73.38 | 18.52 | 0.00 | 150.0 | ± 9.6 % |
| | | Y | 1.54 | 67.93 | 15.38 | | 150.0 | |
| | | Z | 1.50 | 69.87 | 15.73 | | 150.0 | |
| 10277-CAA | PHS (QPSK) | X | 1.58 | 59.87 | 5.31 | 9.03 | 50.0 | ± 9.6 % |
| | | Y | 1.70 | 60.33 | 5.92 | | 50.0 | |
| | | Z | 1.53 | 57.08 | 1.83 | | 50.0 | |
| 10278-CAA | PHS (QPSK, BW 884MHz, Rolloff 0.5) | X | 3.26 | 67.96 | 12.44 | 9.03 | 50.0 | ± 9.6 % |
| | | Y | 4.39 | 72.45 | 15.13 | | 50.0 | |
| | | Z | 1.87 | 61.34 | 6.93 | | 50.0 | |
| 10279-CAA | PHS (QPSK, BW 884MHz, Rolloff 0.38) | X | 3.38 | 68.32 | 12.68 | 9.03 | 50.0 | ± 9.6 % |
| | | Y | 4.58 | 72.92 | 15.39 | | 50.0 | |
| | | Z | 1.90 | 61.44 | 7.05 | | 50.0 | |
| 10290-AAB | CDMA2000, RC1, SO55, Full Rate | X | 3.75 | 82.46 | 18.92 | 0.00 | 150.0 | ± 9.6 % |
| | | Y | 1.23 | 67.08 | 12.50 | | 150.0 | |
| | | Z | 0.42 | 60.00 | 5.92 | | 150.0 | |
| 10291-AAB | CDMA2000, RC3, SO55, Full Rate | X | 2.22 | 80.17 | 18.12 | 0.00 | 150.0 | ± 9.6 % |
| | | Y | 0.67 | 64.20 | 10.72 | | 150.0 | |
| | | Z | 0.31 | 60.00 | 5.66 | | 150.0 | |
| 10292-AAB | CDMA2000, RC3, SO32, Full Rate | X | 100.00 | 132.83 | 32.46 | 0.00 | 150.0 | ± 9.6 % |
| | | Y | 0.90 | 68.52 | 13.18 | | 150.0 | |
| | | Z | 0.35 | 61.41 | 6.83 | | 150.0 | |
| 10293-AAB | CDMA2000, RC3, SO3, Full Rate | X | 100.00 | 138.28 | 34.96 | 0.00 | 150.0 | ± 9.6 % |
| | | Y | 1.88 | 78.08 | 17.57 | | 150.0 | |
| | | Z | 1.00 | 70.07 | 11.16 | | 150.0 | |
| 10295-AAB | CDMA2000, RC1, SO3, 1/8th Rate 25 fr. | X | 14.58 | 92.66 | 25.47 | 9.03 | 50.0 | ± 9.6 % |
| | | Y | 13.99 | 93.48 | 26.60 | | 50.0 | |
| | | Z | 19.90 | 90.00 | 21.12 | | 50.0 | |
| 10297-AAC | LTE-FDD (SC-FDMA, 50% RB, 20 MHz, QPSK) | X | 3.08 | 72.81 | 18.46 | 0.00 | 150.0 | ± 9.6 % |
| | | Y | 2.68 | 69.64 | 16.56 | | 150.0 | |
| | | Z | 2.42 | 70.47 | 16.98 | | 150.0 | |
| 10298-AAC | LTE-FDD (SC-FDMA, 50% RB, 3 MHz, QPSK) | X | 2.22 | 74.17 | 16.75 | 0.00 | 150.0 | ± 9.6 % |
| | | Y | 1.40 | 66.71 | 13.14 | | 150.0 | |
| | | Z | 0.64 | 60.99 | 7.38 | | 150.0 | |
| 10299-AAC | LTE-FDD (SC-FDMA, 50% RB, 3 MHz, 16-QAM) | X | 2.26 | 68.90 | 13.29 | 0.00 | 150.0 | ± 9.6 % |
| | | Y | 2.33 | 68.48 | 13.54 | | 150.0 | |
| | | Z | 0.75 | 60.00 | 5.57 | | 150.0 | |
| 10300-AAC | LTE-FDD (SC-FDMA, 50% RB, 3 MHz, 64-QAM) | X | 1.52 | 63.47 | 9.85 | 0.00 | 150.0 | ± 9.6 % |
| | | Y | 1.73 | 64.02 | 10.60 | | 150.0 | |
| | | Z | 0.57 | 57.99 | 3.64 | | 150.0 | |
| 10301-AAA | IEEE 802.16e WiMAX (29:18, 5ms, 10MHz, QPSK, PUSC) | X | 4.48 | 65.33 | 17.45 | 4.17 | 50.0 | ± 9.6 % |
| | | Y | 4.71 | 65.65 | 17.61 | | 50.0 | |
| | | Z | 3.84 | 64.84 | 16.39 | | 50.0 | |
| 10302-AAA | IEEE 802.16e WiMAX (29:18, 5ms, 10MHz, QPSK, PUSC, 3 CTRL symbols) | X | 4.97 | 66.01 | 18.20 | 4.96 | 50.0 | ± 9.6 % |
| | | Y | 5.09 | 65.74 | 18.01 | | 50.0 | |
| | | Z | 4.34 | 65.56 | 17.18 | | 50.0 | |

| | | | | | | | | |
|-----------|---|---|------|-------|-------|-------|-------|---------|
| 10303-AAA | IEEE 802.16e WiMAX (31:15, 5ms, 10MHz, 64QAM, PUSC) | X | 4.71 | 65.59 | 17.99 | 4.96 | 50.0 | ± 9.6 % |
| | | Y | 4.83 | 65.34 | 17.82 | | 50.0 | |
| | | Z | 4.13 | 65.31 | 16.96 | | 50.0 | |
| 10304-AAA | IEEE 802.16e WiMAX (29:18, 5ms, 10MHz, 64QAM, PUSC) | X | 4.56 | 65.64 | 17.59 | 4.17 | 50.0 | ± 9.6 % |
| | | Y | 4.65 | 65.25 | 17.34 | | 50.0 | |
| | | Z | 3.99 | 65.39 | 16.61 | | 50.0 | |
| 10305-AAA | IEEE 802.16e WiMAX (31:15, 10ms, 10MHz, 64QAM, PUSC, 15 symbols) | X | 4.03 | 66.72 | 19.04 | 6.02 | 35.0 | ± 9.6 % |
| | | Y | 4.21 | 66.93 | 19.23 | | 35.0 | |
| | | Z | 3.34 | 65.30 | 16.54 | | 35.0 | |
| 10306-AAA | IEEE 802.16e WiMAX (29:18, 10ms, 10MHz, 64QAM, PUSC, 18 symbols) | X | 4.40 | 66.02 | 18.82 | 6.02 | 35.0 | ± 9.6 % |
| | | Y | 4.56 | 66.11 | 18.93 | | 35.0 | |
| | | Z | 3.78 | 65.31 | 17.11 | | 35.0 | |
| 10307-AAA | IEEE 802.16e WiMAX (29:18, 10ms, 10MHz, QPSK, PUSC, 18 symbols) | X | 4.28 | 66.06 | 18.74 | 6.02 | 35.0 | ± 9.6 % |
| | | Y | 4.45 | 66.23 | 18.87 | | 35.0 | |
| | | Z | 3.65 | 65.18 | 16.93 | | 35.0 | |
| 10308-AAA | IEEE 802.16e WiMAX (29:18, 10ms, 10MHz, 16QAM, PUSC) | X | 4.25 | 66.25 | 18.88 | 6.02 | 35.0 | ± 9.6 % |
| | | Y | 4.42 | 66.41 | 19.00 | | 35.0 | |
| | | Z | 3.63 | 65.36 | 17.08 | | 35.0 | |
| 10309-AAA | IEEE 802.16e WiMAX (29:18, 10ms, 10MHz, 16QAM, AMC 2x3, 18 symbols) | X | 4.43 | 66.16 | 18.94 | 6.02 | 35.0 | ± 9.6 % |
| | | Y | 4.61 | 66.33 | 19.07 | | 35.0 | |
| | | Z | 3.79 | 65.36 | 17.21 | | 35.0 | |
| 10310-AAA | IEEE 802.16e WiMAX (29:18, 10ms, 10MHz, QPSK, AMC 2x3, 18 symbols) | X | 4.35 | 66.06 | 18.80 | 6.02 | 35.0 | ± 9.6 % |
| | | Y | 4.51 | 66.16 | 18.89 | | 35.0 | |
| | | Z | 3.74 | 65.37 | 17.13 | | 35.0 | |
| 10311-AAC | LTE-FDD (SC-FDMA, 100% RB, 15 MHz, QPSK) | X | 3.46 | 71.70 | 17.89 | 0.00 | 150.0 | ± 9.6 % |
| | | Y | 3.03 | 68.82 | 16.20 | | 150.0 | |
| | | Z | 2.77 | 69.43 | 16.58 | | 150.0 | |
| 10313-AAA | iDEN 1:3 | X | 3.56 | 76.06 | 17.46 | 6.99 | 70.0 | ± 9.6 % |
| | | Y | 2.81 | 72.98 | 16.17 | | 70.0 | |
| | | Z | 2.06 | 70.15 | 14.72 | | 70.0 | |
| 10314-AAA | iDEN 1:6 | X | 9.55 | 93.75 | 26.46 | 10.00 | 30.0 | ± 9.6 % |
| | | Y | 7.33 | 89.30 | 24.95 | | 30.0 | |
| | | Z | 6.10 | 86.59 | 23.60 | | 30.0 | |
| 10315-AAB | IEEE 802.11b WiFi 2.4 GHz (DSSS, 1 Mbps, 96pc duty cycle) | X | 1.13 | 65.87 | 17.04 | 0.17 | 150.0 | ± 9.6 % |
| | | Y | 0.98 | 63.47 | 15.13 | | 150.0 | |
| | | Z | 1.02 | 64.50 | 15.34 | | 150.0 | |
| 10316-AAB | IEEE 802.11g WiFi 2.4 GHz (ERP-OFDM, 6 Mbps, 96pc duty cycle) | X | 4.52 | 67.13 | 16.67 | 0.17 | 150.0 | ± 9.6 % |
| | | Y | 4.50 | 66.52 | 16.33 | | 150.0 | |
| | | Z | 4.11 | 67.07 | 16.11 | | 150.0 | |
| 10317-AAB | IEEE 802.11a WiFi 5 GHz (OFDM, 6 Mbps, 96pc duty cycle) | X | 4.52 | 67.13 | 16.67 | 0.17 | 150.0 | ± 9.6 % |
| | | Y | 4.50 | 66.52 | 16.33 | | 150.0 | |
| | | Z | 4.11 | 67.07 | 16.11 | | 150.0 | |
| 10400-AAC | IEEE 802.11ac WiFi (20MHz, 64-QAM, 99pc duty cycle) | X | 4.63 | 67.52 | 16.71 | 0.00 | 150.0 | ± 9.6 % |
| | | Y | 4.61 | 66.83 | 16.29 | | 150.0 | |
| | | Z | 4.13 | 67.27 | 16.13 | | 150.0 | |
| 10401-AAC | IEEE 802.11ac WiFi (40MHz, 64-QAM, 99pc duty cycle) | X | 5.32 | 67.44 | 16.74 | 0.00 | 150.0 | ± 9.6 % |
| | | Y | 5.37 | 67.18 | 16.56 | | 150.0 | |
| | | Z | 4.95 | 67.38 | 16.38 | | 150.0 | |

| | | | | | | | | |
|-----------|--|---|--------|--------|-------|------|-------|---------|
| 10402-AAC | IEEE 802.11ac WiFi (80MHz, 64-QAM, 99pc duty cycle) | X | 5.59 | 67.77 | 16.77 | 0.00 | 150.0 | ± 9.6 % |
| | | Y | 5.57 | 67.28 | 16.46 | | 150.0 | |
| | | Z | 5.22 | 67.54 | 16.40 | | 150.0 | |
| 10403-AAB | CDMA2000 (1xEV-DO, Rev. 0) | X | 3.75 | 82.46 | 18.92 | 0.00 | 115.0 | ± 9.6 % |
| | | Y | 1.23 | 67.08 | 12.50 | | 115.0 | |
| | | Z | 0.42 | 60.00 | 5.92 | | 115.0 | |
| 10404-AAB | CDMA2000 (1xEV-DO, Rev. A) | X | 3.75 | 82.46 | 18.92 | 0.00 | 115.0 | ± 9.6 % |
| | | Y | 1.23 | 67.08 | 12.50 | | 115.0 | |
| | | Z | 0.42 | 60.00 | 5.92 | | 115.0 | |
| 10406-AAB | CDMA2000, RC3, SO32, SCH0, Full Rate | X | 100.00 | 125.32 | 31.33 | 0.00 | 100.0 | ± 9.6 % |
| | | Y | 100.00 | 124.13 | 31.24 | | 100.0 | |
| | | Z | 48.69 | 101.59 | 20.93 | | 100.0 | |
| 10410-AAC | LTE-TDD (SC-FDMA, 1 RB, 10 MHz, QPSK, UL Subframe=2,3,4,7,8,9) | X | 100.00 | 126.91 | 31.64 | 3.23 | 80.0 | ± 9.6 % |
| | | Y | 100.00 | 128.24 | 32.65 | | 80.0 | |
| | | Z | 1.38 | 71.60 | 14.59 | | 80.0 | |
| 10415-AAA | IEEE 802.11b WiFi 2.4 GHz (DSSS, 1 Mbps, 99pc duty cycle) | X | 1.07 | 65.22 | 16.59 | 0.00 | 150.0 | ± 9.6 % |
| | | Y | 0.93 | 62.78 | 14.56 | | 150.0 | |
| | | Z | 0.98 | 64.12 | 15.02 | | 150.0 | |
| 10416-AAA | IEEE 802.11g WiFi 2.4 GHz (ERP-OFDM, 6 Mbps, 99pc duty cycle) | X | 4.49 | 67.22 | 16.67 | 0.00 | 150.0 | ± 9.6 % |
| | | Y | 4.45 | 66.51 | 16.24 | | 150.0 | |
| | | Z | 4.10 | 67.24 | 16.17 | | 150.0 | |
| 10417-AAA | IEEE 802.11a/h WiFi 5 GHz (OFDM, 6 Mbps, 99pc duty cycle) | X | 4.49 | 67.22 | 16.67 | 0.00 | 150.0 | ± 9.6 % |
| | | Y | 4.45 | 66.51 | 16.24 | | 150.0 | |
| | | Z | 4.10 | 67.24 | 16.17 | | 150.0 | |
| 10418-AAA | IEEE 802.11g WiFi 2.4 GHz (DSSS-OFDM, 6 Mbps, 99pc duty cycle, Long preamble) | X | 4.49 | 67.44 | 16.73 | 0.00 | 150.0 | ± 9.6 % |
| | | Y | 4.44 | 66.67 | 16.26 | | 150.0 | |
| | | Z | 4.10 | 67.48 | 16.27 | | 150.0 | |
| 10419-AAA | IEEE 802.11g WiFi 2.4 GHz (DSSS-OFDM, 6 Mbps, 99pc duty cycle, Short preamble) | X | 4.51 | 67.37 | 16.71 | 0.00 | 150.0 | ± 9.6 % |
| | | Y | 4.46 | 66.62 | 16.26 | | 150.0 | |
| | | Z | 4.11 | 67.40 | 16.23 | | 150.0 | |
| 10422-AAA | IEEE 802.11n (HT Greenfield, 7.2 Mbps, BPSK) | X | 4.61 | 67.32 | 16.70 | 0.00 | 150.0 | ± 9.6 % |
| | | Y | 4.58 | 66.61 | 16.27 | | 150.0 | |
| | | Z | 4.21 | 67.33 | 16.24 | | 150.0 | |
| 10423-AAA | IEEE 802.11n (HT Greenfield, 43.3 Mbps, 16-QAM) | X | 4.76 | 67.60 | 16.80 | 0.00 | 150.0 | ± 9.6 % |
| | | Y | 4.74 | 66.92 | 16.39 | | 150.0 | |
| | | Z | 4.30 | 67.55 | 16.30 | | 150.0 | |
| 10424-AAA | IEEE 802.11n (HT Greenfield, 72.2 Mbps, 64-QAM) | X | 4.69 | 67.57 | 16.78 | 0.00 | 150.0 | ± 9.6 % |
| | | Y | 4.66 | 66.88 | 16.36 | | 150.0 | |
| | | Z | 4.23 | 67.47 | 16.27 | | 150.0 | |
| 10425-AAA | IEEE 802.11n (HT Greenfield, 15 Mbps, BPSK) | X | 5.29 | 67.69 | 16.88 | 0.00 | 150.0 | ± 9.6 % |
| | | Y | 5.29 | 67.24 | 16.58 | | 150.0 | |
| | | Z | 4.84 | 67.34 | 16.40 | | 150.0 | |
| 10426-AAA | IEEE 802.11n (HT Greenfield, 90 Mbps, 16-QAM) | X | 5.31 | 67.77 | 16.92 | 0.00 | 150.0 | ± 9.6 % |
| | | Y | 5.32 | 67.35 | 16.64 | | 150.0 | |
| | | Z | 4.88 | 67.50 | 16.48 | | 150.0 | |

| | | | | | | | | |
|-----------|--|---|--------|--------|-------|------|-------|---------|
| 10427-AAA | IEEE 802.11n (HT Greenfield, 150 Mbps, 64-QAM) | X | 5.29 | 67.64 | 16.85 | 0.00 | 150.0 | ± 9.6 % |
| | | Y | 5.31 | 67.25 | 16.58 | | 150.0 | |
| | | Z | 4.86 | 67.35 | 16.40 | | 150.0 | |
| 10430-AAB | LTE-FDD (OFDMA, 5 MHz, E-TM 3.1) | X | 4.68 | 73.95 | 19.66 | 0.00 | 150.0 | ± 9.6 % |
| | | Y | 4.25 | 71.28 | 18.40 | | 150.0 | |
| | | Z | 4.69 | 75.91 | 18.95 | | 150.0 | |
| 10431-AAB | LTE-FDD (OFDMA, 10 MHz, E-TM 3.1) | X | 4.18 | 68.05 | 16.75 | 0.00 | 150.0 | ± 9.6 % |
| | | Y | 4.12 | 67.09 | 16.20 | | 150.0 | |
| | | Z | 3.66 | 67.91 | 15.86 | | 150.0 | |
| 10432-AAB | LTE-FDD (OFDMA, 15 MHz, E-TM 3.1) | X | 4.47 | 67.73 | 16.77 | 0.00 | 150.0 | ± 9.6 % |
| | | Y | 4.42 | 66.94 | 16.30 | | 150.0 | |
| | | Z | 4.00 | 67.68 | 16.18 | | 150.0 | |
| 10433-AAB | LTE-FDD (OFDMA, 20 MHz, E-TM 3.1) | X | 4.70 | 67.60 | 16.80 | 0.00 | 150.0 | ± 9.6 % |
| | | Y | 4.67 | 66.91 | 16.38 | | 150.0 | |
| | | Z | 4.26 | 67.53 | 16.31 | | 150.0 | |
| 10434-AAA | W-CDMA (BS Test Model 1, 64 DPCH) | X | 5.03 | 75.65 | 19.86 | 0.00 | 150.0 | ± 9.6 % |
| | | Y | 4.37 | 72.21 | 18.33 | | 150.0 | |
| | | Z | 4.57 | 75.61 | 17.94 | | 150.0 | |
| 10435-AAC | LTE-TDD (SC-FDMA, 1 RB, 20 MHz, QPSK, UL Subframe=2,3,4,7,8,9) | X | 100.00 | 126.58 | 31.49 | 3.23 | 80.0 | ± 9.6 % |
| | | Y | 100.00 | 127.98 | 32.52 | | 80.0 | |
| | | Z | 1.33 | 71.11 | 14.33 | | 80.0 | |
| 10447-AAB | LTE-FDD (OFDMA, 5 MHz, E-TM 3.1, Clipping 44%) | X | 3.52 | 68.47 | 16.11 | 0.00 | 150.0 | ± 9.6 % |
| | | Y | 3.39 | 67.04 | 15.38 | | 150.0 | |
| | | Z | 2.75 | 66.83 | 13.72 | | 150.0 | |
| 10448-AAB | LTE-FDD (OFDMA, 10 MHz, E-TM 3.1, Clipping 44%) | X | 4.03 | 67.85 | 16.63 | 0.00 | 150.0 | ± 9.6 % |
| | | Y | 3.96 | 66.86 | 16.06 | | 150.0 | |
| | | Z | 3.55 | 67.74 | 15.77 | | 150.0 | |
| 10449-AAB | LTE-FDD (OFDMA, 15 MHz, E-TM 3.1, Clipping 44%) | X | 4.30 | 67.59 | 16.70 | 0.00 | 150.0 | ± 9.6 % |
| | | Y | 4.24 | 66.76 | 16.19 | | 150.0 | |
| | | Z | 3.87 | 67.53 | 16.10 | | 150.0 | |
| 10450-AAB | LTE-FDD (OFDMA, 20 MHz, E-TM 3.1, Clipping 44%) | X | 4.49 | 67.41 | 16.68 | 0.00 | 150.0 | ± 9.6 % |
| | | Y | 4.44 | 66.67 | 16.23 | | 150.0 | |
| | | Z | 4.09 | 67.32 | 16.18 | | 150.0 | |
| 10451-AAA | W-CDMA (BS Test Model 1, 64 DPCH, Clipping 44%) | X | 3.40 | 68.67 | 15.63 | 0.00 | 150.0 | ± 9.6 % |
| | | Y | 3.26 | 67.10 | 14.88 | | 150.0 | |
| | | Z | 2.35 | 65.44 | 12.16 | | 150.0 | |
| 10456-AAA | IEEE 802.11ac WiFi (160MHz, 64-QAM, 99pc duty cycle) | X | 6.21 | 68.26 | 17.03 | 0.00 | 150.0 | ± 9.6 % |
| | | Y | 6.18 | 67.78 | 16.74 | | 150.0 | |
| | | Z | 6.02 | 68.47 | 16.90 | | 150.0 | |
| 10457-AAA | UMTS-FDD (DC-HSDPA) | X | 3.79 | 65.88 | 16.40 | 0.00 | 150.0 | ± 9.6 % |
| | | Y | 3.72 | 65.14 | 15.94 | | 150.0 | |
| | | Z | 3.57 | 66.23 | 15.97 | | 150.0 | |
| 10458-AAA | CDMA2000 (1xEV-DO, Rev. B, 2 carriers) | X | 4.55 | 74.54 | 18.94 | 0.00 | 150.0 | ± 9.6 % |
| | | Y | 3.96 | 71.22 | 17.53 | | 150.0 | |
| | | Z | 2.52 | 66.98 | 12.92 | | 150.0 | |
| 10459-AAA | CDMA2000 (1xEV-DO, Rev. B, 3 carriers) | X | 5.21 | 70.11 | 18.87 | 0.00 | 150.0 | ± 9.6 % |
| | | Y | 5.07 | 68.76 | 18.36 | | 150.0 | |
| | | Z | 4.31 | 68.85 | 16.39 | | 150.0 | |

| | | | | | | | | |
|-----------|---|---|--------|--------|-------|------|-------|---------|
| 10460-AAA | UMTS-FDD (WCDMA, AMR) | X | 1.67 | 81.44 | 22.82 | 0.00 | 150.0 | ± 9.6 % |
| | | Y | 0.85 | 68.84 | 16.08 | | 150.0 | |
| | | Z | 0.99 | 72.50 | 17.64 | | 150.0 | |
| 10461-AAA | LTE-TDD (SC-FDMA, 1 RB, 1.4 MHz, QPSK, UL Subframe=2,3,4,7,8,9) | X | 100.00 | 132.27 | 34.17 | 3.29 | 80.0 | ± 9.6 % |
| | | Y | 100.00 | 133.76 | 35.24 | | 80.0 | |
| | | Z | 0.86 | 67.05 | 13.87 | | 80.0 | |
| 10462-AAA | LTE-TDD (SC-FDMA, 1 RB, 1.4 MHz, 16-QAM, UL Subframe=2,3,4,7,8,9) | X | 0.88 | 61.91 | 8.92 | 3.23 | 80.0 | ± 9.6 % |
| | | Y | 5.67 | 79.11 | 16.10 | | 80.0 | |
| | | Z | 0.23 | 55.22 | 3.15 | | 80.0 | |
| 10463-AAA | LTE-TDD (SC-FDMA, 1 RB, 1.4 MHz, 64-QAM, UL Subframe=2,3,4,7,8,9) | X | 0.73 | 60.00 | 7.31 | 3.23 | 80.0 | ± 9.6 % |
| | | Y | 1.14 | 62.85 | 9.51 | | 80.0 | |
| | | Z | 34.56 | 202.30 | 4.51 | | 80.0 | |
| 10464-AAA | LTE-TDD (SC-FDMA, 1 RB, 3 MHz, QPSK, UL Subframe=2,3,4,7,8,9) | X | 100.00 | 128.52 | 32.27 | 3.23 | 80.0 | ± 9.6 % |
| | | Y | 100.00 | 130.48 | 33.54 | | 80.0 | |
| | | Z | 0.63 | 63.66 | 11.53 | | 80.0 | |
| 10465-AAA | LTE-TDD (SC-FDMA, 1 RB, 3 MHz, 16-QAM, UL Subframe=2,3,4,7,8,9) | X | 0.80 | 61.04 | 8.42 | 3.23 | 80.0 | ± 9.6 % |
| | | Y | 2.64 | 71.55 | 13.56 | | 80.0 | |
| | | Z | 0.23 | 55.13 | 3.04 | | 80.0 | |
| 10466-AAA | LTE-TDD (SC-FDMA, 1 RB, 3 MHz, 64-QAM, UL Subframe=2,3,4,7,8,9) | X | 0.73 | 60.00 | 7.25 | 3.23 | 80.0 | ± 9.6 % |
| | | Y | 1.03 | 61.91 | 9.01 | | 80.0 | |
| | | Z | 37.14 | 195.60 | 0.28 | | 80.0 | |
| 10467-AAC | LTE-TDD (SC-FDMA, 1 RB, 5 MHz, QPSK, UL Subframe=2,3,4,7,8,9) | X | 100.00 | 128.99 | 32.47 | 3.23 | 80.0 | ± 9.6 % |
| | | Y | 100.00 | 130.89 | 33.72 | | 80.0 | |
| | | Z | 0.65 | 64.09 | 11.80 | | 80.0 | |
| 10468-AAC | LTE-TDD (SC-FDMA, 1 RB, 5 MHz, 16-QAM, UL Subframe=2,3,4,7,8,9) | X | 0.82 | 61.28 | 8.57 | 3.23 | 80.0 | ± 9.6 % |
| | | Y | 3.09 | 73.14 | 14.14 | | 80.0 | |
| | | Z | 0.23 | 55.18 | 3.10 | | 80.0 | |
| 10469-AAC | LTE-TDD (SC-FDMA, 1 RB, 5 MHz, 64-QAM, UL Subframe=2,3,4,7,8,9) | X | 0.73 | 60.00 | 7.25 | 3.23 | 80.0 | ± 9.6 % |
| | | Y | 1.03 | 61.93 | 9.02 | | 80.0 | |
| | | Z | 36.80 | 196.02 | 0.07 | | 80.0 | |
| 10470-AAC | LTE-TDD (SC-FDMA, 1 RB, 10 MHz, QPSK, UL Subframe=2,3,4,7,8,9) | X | 100.00 | 129.03 | 32.47 | 3.23 | 80.0 | ± 9.6 % |
| | | Y | 100.00 | 130.94 | 33.73 | | 80.0 | |
| | | Z | 0.65 | 64.09 | 11.79 | | 80.0 | |
| 10471-AAC | LTE-TDD (SC-FDMA, 1 RB, 10 MHz, 16-QAM, UL Subframe=2,3,4,7,8,9) | X | 0.81 | 61.21 | 8.52 | 3.23 | 80.0 | ± 9.6 % |
| | | Y | 3.01 | 72.86 | 14.02 | | 80.0 | |
| | | Z | 0.23 | 55.16 | 3.07 | | 80.0 | |
| 10472-AAC | LTE-TDD (SC-FDMA, 1 RB, 10 MHz, 64-QAM, UL Subframe=2,3,4,7,8,9) | X | 0.73 | 60.00 | 7.23 | 3.23 | 80.0 | ± 9.6 % |
| | | Y | 1.02 | 61.86 | 8.97 | | 80.0 | |
| | | Z | 36.57 | 196.42 | 0.04 | | 80.0 | |
| 10473-AAC | LTE-TDD (SC-FDMA, 1 RB, 15 MHz, QPSK, UL Subframe=2,3,4,7,8,9) | X | 100.00 | 128.98 | 32.45 | 3.23 | 80.0 | ± 9.6 % |
| | | Y | 100.00 | 130.89 | 33.70 | | 80.0 | |
| | | Z | 0.65 | 64.06 | 11.77 | | 80.0 | |
| 10474-AAC | LTE-TDD (SC-FDMA, 1 RB, 15 MHz, 16-QAM, UL Subframe=2,3,4,7,8,9) | X | 0.81 | 61.18 | 8.50 | 3.23 | 80.0 | ± 9.6 % |
| | | Y | 2.96 | 72.71 | 13.97 | | 80.0 | |
| | | Z | 0.23 | 55.15 | 3.06 | | 80.0 | |
| 10475-AAC | LTE-TDD (SC-FDMA, 1 RB, 15 MHz, 64-QAM, UL Subframe=2,3,4,7,8,9) | X | 0.73 | 60.00 | 7.23 | 3.23 | 80.0 | ± 9.6 % |
| | | Y | 1.02 | 61.83 | 8.96 | | 80.0 | |
| | | Z | 36.54 | 196.30 | 0.09 | | 80.0 | |

| | | | | | | | | |
|-----------|---|---|-------|--------|-------|------|------|---------|
| 10477-AAC | LTE-TDD (SC-FDMA, 1 RB, 20 MHz, 16-QAM, UL Subframe=2,3,4,7,8,9) | X | 0.79 | 60.97 | 8.37 | 3.23 | 80.0 | ± 9.6 % |
| | | Y | 2.60 | 71.42 | 13.49 | | 80.0 | |
| | | Z | 0.23 | 55.10 | 3.00 | | 80.0 | |
| 10478-AAC | LTE-TDD (SC-FDMA, 1 RB, 20 MHz, 64-QAM, UL Subframe=2,3,4,7,8,9) | X | 0.73 | 60.00 | 7.22 | 3.23 | 80.0 | ± 9.6 % |
| | | Y | 1.01 | 61.77 | 8.92 | | 80.0 | |
| | | Z | 36.61 | 196.19 | 0.22 | | 80.0 | |
| 10479-AAA | LTE-TDD (SC-FDMA, 50% RB, 1.4 MHz, QPSK, UL Subframe=2,3,4,7,8,9) | X | 20.16 | 103.23 | 27.85 | 3.23 | 80.0 | ± 9.6 % |
| | | Y | 19.65 | 103.34 | 28.54 | | 80.0 | |
| | | Z | 2.37 | 74.81 | 17.26 | | 80.0 | |
| 10480-AAA | LTE-TDD (SC-FDMA, 50% RB, 1.4 MHz, 16-QAM, UL Subframe=2,3,4,7,8,9) | X | 9.89 | 85.57 | 20.17 | 3.23 | 80.0 | ± 9.6 % |
| | | Y | 15.72 | 92.07 | 22.93 | | 80.0 | |
| | | Z | 0.84 | 60.40 | 8.22 | | 80.0 | |
| 10481-AAA | LTE-TDD (SC-FDMA, 50% RB, 1.4 MHz, 64-QAM, UL Subframe=2,3,4,7,8,9) | X | 5.25 | 76.97 | 16.93 | 3.23 | 80.0 | ± 9.6 % |
| | | Y | 9.21 | 84.04 | 20.06 | | 80.0 | |
| | | Z | 0.81 | 60.00 | 7.48 | | 80.0 | |
| 10482-AAA | LTE-TDD (SC-FDMA, 50% RB, 3 MHz, QPSK, UL Subframe=2,3,4,7,8,9) | X | 4.08 | 78.12 | 18.78 | 2.23 | 80.0 | ± 9.6 % |
| | | Y | 2.96 | 73.52 | 17.41 | | 80.0 | |
| | | Z | 0.80 | 60.00 | 7.98 | | 80.0 | |
| 10483-AAA | LTE-TDD (SC-FDMA, 50% RB, 3 MHz, 16-QAM, UL Subframe=2,3,4,7,8,9) | X | 3.16 | 70.31 | 14.77 | 2.23 | 80.0 | ± 9.6 % |
| | | Y | 4.98 | 76.32 | 17.94 | | 80.0 | |
| | | Z | 1.04 | 60.00 | 6.62 | | 80.0 | |
| 10484-AAA | LTE-TDD (SC-FDMA, 50% RB, 3 MHz, 64-QAM, UL Subframe=2,3,4,7,8,9) | X | 2.88 | 68.90 | 14.19 | 2.23 | 80.0 | ± 9.6 % |
| | | Y | 4.35 | 74.28 | 17.19 | | 80.0 | |
| | | Z | 1.06 | 60.00 | 6.62 | | 80.0 | |
| 10485-AAC | LTE-TDD (SC-FDMA, 50% RB, 5 MHz, QPSK, UL Subframe=2,3,4,7,8,9) | X | 4.30 | 79.68 | 20.81 | 2.23 | 80.0 | ± 9.6 % |
| | | Y | 3.30 | 75.19 | 19.27 | | 80.0 | |
| | | Z | 1.58 | 66.77 | 13.46 | | 80.0 | |
| 10486-AAC | LTE-TDD (SC-FDMA, 50% RB, 5 MHz, 16-QAM, UL Subframe=2,3,4,7,8,9) | X | 3.32 | 71.67 | 16.87 | 2.23 | 80.0 | ± 9.6 % |
| | | Y | 2.95 | 69.56 | 16.29 | | 80.0 | |
| | | Z | 1.23 | 60.80 | 9.31 | | 80.0 | |
| 10487-AAC | LTE-TDD (SC-FDMA, 50% RB, 5 MHz, 64-QAM, UL Subframe=2,3,4,7,8,9) | X | 3.23 | 70.86 | 16.50 | 2.23 | 80.0 | ± 9.6 % |
| | | Y | 2.93 | 69.03 | 16.04 | | 80.0 | |
| | | Z | 1.23 | 60.51 | 9.10 | | 80.0 | |
| 10488-AAC | LTE-TDD (SC-FDMA, 50% RB, 10 MHz, QPSK, UL Subframe=2,3,4,7,8,9) | X | 3.73 | 75.41 | 20.23 | 2.23 | 80.0 | ± 9.6 % |
| | | Y | 3.36 | 73.10 | 19.27 | | 80.0 | |
| | | Z | 2.33 | 69.98 | 17.03 | | 80.0 | |
| 10489-AAC | LTE-TDD (SC-FDMA, 50% RB, 10 MHz, 16-QAM, UL Subframe=2,3,4,7,8,9) | X | 3.39 | 70.37 | 17.99 | 2.23 | 80.0 | ± 9.6 % |
| | | Y | 3.19 | 68.86 | 17.42 | | 80.0 | |
| | | Z | 2.47 | 67.34 | 15.33 | | 80.0 | |
| 10490-AAC | LTE-TDD (SC-FDMA, 50% RB, 10 MHz, 64-QAM, UL Subframe=2,3,4,7,8,9) | X | 3.45 | 70.06 | 17.85 | 2.23 | 80.0 | ± 9.6 % |
| | | Y | 3.27 | 68.65 | 17.33 | | 80.0 | |
| | | Z | 2.51 | 67.07 | 15.18 | | 80.0 | |
| 10491-AAC | LTE-TDD (SC-FDMA, 50% RB, 15 MHz, QPSK, UL Subframe=2,3,4,7,8,9) | X | 3.73 | 72.52 | 19.20 | 2.23 | 80.0 | ± 9.6 % |
| | | Y | 3.51 | 71.01 | 18.52 | | 80.0 | |
| | | Z | 2.62 | 68.84 | 17.00 | | 80.0 | |
| 10492-AAC | LTE-TDD (SC-FDMA, 50% RB, 15 MHz, 16-QAM, UL Subframe=2,3,4,7,8,9) | X | 3.62 | 68.89 | 17.71 | 2.23 | 80.0 | ± 9.6 % |
| | | Y | 3.50 | 67.86 | 17.30 | | 80.0 | |
| | | Z | 2.86 | 66.99 | 15.98 | | 80.0 | |

| | | | | | | | | |
|-----------|--|---|------|-------|-------|------|------|---------|
| 10493-AAC | LTE-TDD (SC-FDMA, 50% RB, 15 MHz, 64-QAM, UL Subframe=2,3,4,7,8,9) | X | 3.67 | 68.70 | 17.62 | 2.23 | 80.0 | ± 9.6 % |
| | | Y | 3.57 | 67.71 | 17.24 | | 80.0 | |
| | | Z | 2.90 | 66.85 | 15.89 | | 80.0 | |
| 10494-AAC | LTE-TDD (SC-FDMA, 50% RB, 20 MHz, QPSK, UL Subframe=2,3,4,7,8,9) | X | 4.15 | 74.48 | 19.87 | 2.23 | 80.0 | ± 9.6 % |
| | | Y | 3.86 | 72.77 | 19.10 | | 80.0 | |
| | | Z | 2.79 | 69.91 | 17.50 | | 80.0 | |
| 10495-AAC | LTE-TDD (SC-FDMA, 50% RB, 20 MHz, 16-QAM, UL Subframe=2,3,4,7,8,9) | X | 3.65 | 69.23 | 17.93 | 2.23 | 80.0 | ± 9.6 % |
| | | Y | 3.53 | 68.24 | 17.51 | | 80.0 | |
| | | Z | 2.89 | 67.18 | 16.30 | | 80.0 | |
| 10496-AAC | LTE-TDD (SC-FDMA, 50% RB, 20 MHz, 64-QAM, UL Subframe=2,3,4,7,8,9) | X | 3.71 | 68.88 | 17.79 | 2.23 | 80.0 | ± 9.6 % |
| | | Y | 3.61 | 67.94 | 17.41 | | 80.0 | |
| | | Z | 2.97 | 67.05 | 16.26 | | 80.0 | |
| 10497-AAA | LTE-TDD (SC-FDMA, 100% RB, 1.4 MHz, QPSK, UL Subframe=2,3,4,7,8,9) | X | 1.93 | 67.80 | 13.30 | 2.23 | 80.0 | ± 9.6 % |
| | | Y | 1.77 | 66.59 | 13.26 | | 80.0 | |
| | | Z | 0.80 | 60.00 | 5.90 | | 80.0 | |
| 10498-AAA | LTE-TDD (SC-FDMA, 100% RB, 1.4 MHz, 16-QAM, UL Subframe=2,3,4,7,8,9) | X | 1.18 | 60.00 | 8.23 | 2.23 | 80.0 | ± 9.6 % |
| | | Y | 1.27 | 60.23 | 8.90 | | 80.0 | |
| | | Z | 1.28 | 60.00 | 4.37 | | 80.0 | |
| 10499-AAA | LTE-TDD (SC-FDMA, 100% RB, 1.4 MHz, 64-QAM, UL Subframe=2,3,4,7,8,9) | X | 1.19 | 60.00 | 8.06 | 2.23 | 80.0 | ± 9.6 % |
| | | Y | 1.27 | 60.00 | 8.62 | | 80.0 | |
| | | Z | 1.47 | 60.00 | 4.12 | | 80.0 | |
| 10500-AAA | LTE-TDD (SC-FDMA, 100% RB, 3 MHz, QPSK, UL Subframe=2,3,4,7,8,9) | X | 3.88 | 77.27 | 20.36 | 2.23 | 80.0 | ± 9.6 % |
| | | Y | 3.24 | 73.87 | 19.11 | | 80.0 | |
| | | Z | 1.94 | 68.67 | 15.14 | | 80.0 | |
| 10501-AAA | LTE-TDD (SC-FDMA, 100% RB, 3 MHz, 16-QAM, UL Subframe=2,3,4,7,8,9) | X | 3.40 | 71.39 | 17.40 | 2.23 | 80.0 | ± 9.6 % |
| | | Y | 3.08 | 69.41 | 16.78 | | 80.0 | |
| | | Z | 1.73 | 63.77 | 11.83 | | 80.0 | |
| 10502-AAA | LTE-TDD (SC-FDMA, 100% RB, 3 MHz, 64-QAM, UL Subframe=2,3,4,7,8,9) | X | 3.43 | 71.08 | 17.18 | 2.23 | 80.0 | ± 9.6 % |
| | | Y | 3.13 | 69.22 | 16.63 | | 80.0 | |
| | | Z | 1.72 | 63.42 | 11.54 | | 80.0 | |
| 10503-AAC | LTE-TDD (SC-FDMA, 100% RB, 5 MHz, QPSK, UL Subframe=2,3,4,7,8,9) | X | 3.67 | 75.14 | 20.11 | 2.23 | 80.0 | ± 9.6 % |
| | | Y | 3.31 | 72.86 | 19.16 | | 80.0 | |
| | | Z | 2.29 | 69.74 | 16.91 | | 80.0 | |
| 10504-AAC | LTE-TDD (SC-FDMA, 100% RB, 5 MHz, 16-QAM, UL Subframe=2,3,4,7,8,9) | X | 3.37 | 70.25 | 17.91 | 2.23 | 80.0 | ± 9.6 % |
| | | Y | 3.17 | 68.75 | 17.36 | | 80.0 | |
| | | Z | 2.45 | 67.19 | 15.24 | | 80.0 | |
| 10505-AAC | LTE-TDD (SC-FDMA, 100% RB, 5 MHz, 64-QAM, UL Subframe=2,3,4,7,8,9) | X | 3.43 | 69.95 | 17.78 | 2.23 | 80.0 | ± 9.6 % |
| | | Y | 3.25 | 68.55 | 17.27 | | 80.0 | |
| | | Z | 2.49 | 66.94 | 15.10 | | 80.0 | |
| 10506-AAC | LTE-TDD (SC-FDMA, 100% RB, 10 MHz, QPSK, UL Subframe=2,3,4,7,8,9) | X | 4.11 | 74.30 | 19.78 | 2.23 | 80.0 | ± 9.6 % |
| | | Y | 3.82 | 72.61 | 19.01 | | 80.0 | |
| | | Z | 2.77 | 69.76 | 17.41 | | 80.0 | |
| 10507-AAC | LTE-TDD (SC-FDMA, 100% RB, 10 MHz, 16-QAM, UL Subframe=2,3,4,7,8,9) | X | 3.63 | 69.16 | 17.89 | 2.23 | 80.0 | ± 9.6 % |
| | | Y | 3.52 | 68.17 | 17.47 | | 80.0 | |
| | | Z | 2.88 | 67.11 | 16.26 | | 80.0 | |

| | | | | | | | | |
|-----------|---|---|------|--------|-------|------|-------|---------|
| 10508-AAC | LTE-TDD (SC-FDMA, 100% RB, 10 MHz, 64-QAM, UL Subframe=2,3,4,7,8,9) | X | 3.69 | 68.80 | 17.75 | 2.23 | 80.0 | ± 9.6 % |
| | | Y | 3.59 | 67.87 | 17.36 | | 80.0 | |
| | | Z | 2.96 | 66.96 | 16.20 | | 80.0 | |
| 10509-AAC | LTE-TDD (SC-FDMA, 100% RB, 15 MHz, QPSK, UL Subframe=2,3,4,7,8,9) | X | 4.32 | 72.25 | 18.91 | 2.23 | 80.0 | ± 9.6 % |
| | | Y | 4.11 | 70.97 | 18.31 | | 80.0 | |
| | | Z | 3.21 | 69.01 | 17.20 | | 80.0 | |
| 10510-AAC | LTE-TDD (SC-FDMA, 100% RB, 15 MHz, 16-QAM, UL Subframe=2,3,4,7,8,9) | X | 4.06 | 68.53 | 17.71 | 2.23 | 80.0 | ± 9.6 % |
| | | Y | 3.98 | 67.79 | 17.39 | | 80.0 | |
| | | Z | 3.33 | 66.76 | 16.43 | | 80.0 | |
| 10511-AAC | LTE-TDD (SC-FDMA, 100% RB, 15 MHz, 64-QAM, UL Subframe=2,3,4,7,8,9) | X | 4.11 | 68.24 | 17.61 | 2.23 | 80.0 | ± 9.6 % |
| | | Y | 4.03 | 67.51 | 17.30 | | 80.0 | |
| | | Z | 3.41 | 66.67 | 16.41 | | 80.0 | |
| 10512-AAC | LTE-TDD (SC-FDMA, 100% RB, 20 MHz, QPSK, UL Subframe=2,3,4,7,8,9) | X | 4.63 | 74.28 | 19.59 | 2.23 | 80.0 | ± 9.6 % |
| | | Y | 4.34 | 72.78 | 18.91 | | 80.0 | |
| | | Z | 3.23 | 69.90 | 17.47 | | 80.0 | |
| 10513-AAC | LTE-TDD (SC-FDMA, 100% RB, 20 MHz, 16-QAM, UL Subframe=2,3,4,7,8,9) | X | 3.96 | 68.81 | 17.84 | 2.23 | 80.0 | ± 9.6 % |
| | | Y | 3.87 | 68.06 | 17.51 | | 80.0 | |
| | | Z | 3.23 | 66.78 | 16.48 | | 80.0 | |
| 10514-AAC | LTE-TDD (SC-FDMA, 100% RB, 20 MHz, 64-QAM, UL Subframe=2,3,4,7,8,9) | X | 3.97 | 68.33 | 17.67 | 2.23 | 80.0 | ± 9.6 % |
| | | Y | 3.89 | 67.61 | 17.37 | | 80.0 | |
| | | Z | 3.29 | 66.55 | 16.41 | | 80.0 | |
| 10515-AAA | IEEE 802.11b WiFi 2.4 GHz (DSSS, 2 Mbps, 99pc duty cycle) | X | 1.04 | 65.65 | 16.81 | 0.00 | 150.0 | ± 9.6 % |
| | | Y | 0.89 | 62.99 | 14.61 | | 150.0 | |
| | | Z | 0.94 | 64.35 | 15.12 | | 150.0 | |
| 10516-AAA | IEEE 802.11b WiFi 2.4 GHz (DSSS, 5.5 Mbps, 99pc duty cycle) | X | 6.55 | 119.55 | 35.94 | 0.00 | 150.0 | ± 9.6 % |
| | | Y | 0.64 | 73.86 | 17.93 | | 150.0 | |
| | | Z | 0.76 | 76.88 | 20.34 | | 150.0 | |
| 10517-AAA | IEEE 802.11b WiFi 2.4 GHz (DSSS, 11 Mbps, 99pc duty cycle) | X | 0.99 | 70.42 | 19.03 | 0.00 | 150.0 | ± 9.6 % |
| | | Y | 0.74 | 65.18 | 15.26 | | 150.0 | |
| | | Z | 0.80 | 66.68 | 16.07 | | 150.0 | |
| 10518-AAA | IEEE 802.11a/h WiFi 5 GHz (OFDM, 9 Mbps, 99pc duty cycle) | X | 4.49 | 67.33 | 16.67 | 0.00 | 150.0 | ± 9.6 % |
| | | Y | 4.44 | 66.59 | 16.21 | | 150.0 | |
| | | Z | 4.10 | 67.40 | 16.20 | | 150.0 | |
| 10519-AAA | IEEE 802.11a/h WiFi 5 GHz (OFDM, 12 Mbps, 99pc duty cycle) | X | 4.65 | 67.51 | 16.75 | 0.00 | 150.0 | ± 9.6 % |
| | | Y | 4.62 | 66.81 | 16.33 | | 150.0 | |
| | | Z | 4.21 | 67.51 | 16.26 | | 150.0 | |
| 10520-AAA | IEEE 802.11a/h WiFi 5 GHz (OFDM, 18 Mbps, 99pc duty cycle) | X | 4.51 | 67.48 | 16.69 | 0.00 | 150.0 | ± 9.6 % |
| | | Y | 4.47 | 66.77 | 16.25 | | 150.0 | |
| | | Z | 4.08 | 67.43 | 16.18 | | 150.0 | |
| 10521-AAA | IEEE 802.11a/h WiFi 5 GHz (OFDM, 24 Mbps, 99pc duty cycle) | X | 4.44 | 67.48 | 16.69 | 0.00 | 150.0 | ± 9.6 % |
| | | Y | 4.41 | 66.75 | 16.23 | | 150.0 | |
| | | Z | 4.01 | 67.33 | 16.13 | | 150.0 | |
| 10522-AAA | IEEE 802.11a/h WiFi 5 GHz (OFDM, 36 Mbps, 99pc duty cycle) | X | 4.50 | 67.61 | 16.79 | 0.00 | 150.0 | ± 9.6 % |
| | | Y | 4.47 | 66.88 | 16.33 | | 150.0 | |
| | | Z | 4.02 | 67.33 | 16.14 | | 150.0 | |

| | | | | | | | | |
|-----------|--|---|------|-------|-------|------|-------|---------|
| 10523-AAA | IEEE 802.11a/h WiFi 5 GHz (OFDM, 48 Mbps, 99pc duty cycle) | X | 4.41 | 67.57 | 16.69 | 0.00 | 150.0 | ± 9.6 % |
| | | Y | 4.35 | 66.74 | 16.17 | | 150.0 | |
| | | Z | 4.02 | 67.62 | 16.24 | | 150.0 | |
| 10524-AAA | IEEE 802.11a/h WiFi 5 GHz (OFDM, 54 Mbps, 99pc duty cycle) | X | 4.45 | 67.54 | 16.77 | 0.00 | 150.0 | ± 9.6 % |
| | | Y | 4.41 | 66.79 | 16.30 | | 150.0 | |
| | | Z | 4.00 | 67.45 | 16.24 | | 150.0 | |
| 10525-AAA | IEEE 802.11ac WiFi (20MHz, MCS0, 99pc duty cycle) | X | 4.47 | 66.64 | 16.38 | 0.00 | 150.0 | ± 9.6 % |
| | | Y | 4.41 | 65.83 | 15.89 | | 150.0 | |
| | | Z | 4.08 | 66.68 | 15.93 | | 150.0 | |
| 10526-AAA | IEEE 802.11ac WiFi (20MHz, MCS1, 99pc duty cycle) | X | 4.61 | 66.96 | 16.50 | 0.00 | 150.0 | ± 9.6 % |
| | | Y | 4.57 | 66.19 | 16.03 | | 150.0 | |
| | | Z | 4.16 | 66.85 | 16.00 | | 150.0 | |
| 10527-AAA | IEEE 802.11ac WiFi (20MHz, MCS2, 99pc duty cycle) | X | 4.54 | 66.94 | 16.46 | 0.00 | 150.0 | ± 9.6 % |
| | | Y | 4.49 | 66.15 | 15.97 | | 150.0 | |
| | | Z | 4.11 | 66.87 | 15.96 | | 150.0 | |
| 10528-AAA | IEEE 802.11ac WiFi (20MHz, MCS3, 99pc duty cycle) | X | 4.56 | 66.95 | 16.48 | 0.00 | 150.0 | ± 9.6 % |
| | | Y | 4.51 | 66.16 | 16.00 | | 150.0 | |
| | | Z | 4.11 | 66.84 | 15.98 | | 150.0 | |
| 10529-AAA | IEEE 802.11ac WiFi (20MHz, MCS4, 99pc duty cycle) | X | 4.56 | 66.95 | 16.48 | 0.00 | 150.0 | ± 9.6 % |
| | | Y | 4.51 | 66.16 | 16.00 | | 150.0 | |
| | | Z | 4.11 | 66.84 | 15.98 | | 150.0 | |
| 10531-AAA | IEEE 802.11ac WiFi (20MHz, MCS6, 99pc duty cycle) | X | 4.54 | 67.03 | 16.49 | 0.00 | 150.0 | ± 9.6 % |
| | | Y | 4.49 | 66.26 | 16.01 | | 150.0 | |
| | | Z | 4.06 | 66.82 | 15.93 | | 150.0 | |
| 10532-AAA | IEEE 802.11ac WiFi (20MHz, MCS7, 99pc duty cycle) | X | 4.41 | 66.90 | 16.43 | 0.00 | 150.0 | ± 9.6 % |
| | | Y | 4.36 | 66.10 | 15.94 | | 150.0 | |
| | | Z | 3.97 | 66.72 | 15.88 | | 150.0 | |
| 10533-AAA | IEEE 802.11ac WiFi (20MHz, MCS8, 99pc duty cycle) | X | 4.57 | 67.04 | 16.49 | 0.00 | 150.0 | ± 9.6 % |
| | | Y | 4.51 | 66.22 | 16.00 | | 150.0 | |
| | | Z | 4.11 | 66.98 | 16.00 | | 150.0 | |
| 10534-AAA | IEEE 802.11ac WiFi (40MHz, MCS0, 99pc duty cycle) | X | 5.09 | 66.86 | 16.46 | 0.00 | 150.0 | ± 9.6 % |
| | | Y | 5.05 | 66.26 | 16.08 | | 150.0 | |
| | | Z | 4.69 | 66.62 | 16.03 | | 150.0 | |
| 10535-AAA | IEEE 802.11ac WiFi (40MHz, MCS1, 99pc duty cycle) | X | 5.15 | 67.03 | 16.53 | 0.00 | 150.0 | ± 9.6 % |
| | | Y | 5.13 | 66.47 | 16.18 | | 150.0 | |
| | | Z | 4.70 | 66.68 | 16.07 | | 150.0 | |
| 10536-AAA | IEEE 802.11ac WiFi (40MHz, MCS2, 99pc duty cycle) | X | 5.04 | 67.03 | 16.52 | 0.00 | 150.0 | ± 9.6 % |
| | | Y | 5.00 | 66.40 | 16.12 | | 150.0 | |
| | | Z | 4.61 | 66.71 | 16.06 | | 150.0 | |
| 10537-AAA | IEEE 802.11ac WiFi (40MHz, MCS3, 99pc duty cycle) | X | 5.09 | 66.97 | 16.49 | 0.00 | 150.0 | ± 9.6 % |
| | | Y | 5.05 | 66.36 | 16.10 | | 150.0 | |
| | | Z | 4.69 | 66.78 | 16.10 | | 150.0 | |
| 10538-AAA | IEEE 802.11ac WiFi (40MHz, MCS4, 99pc duty cycle) | X | 5.16 | 66.94 | 16.51 | 0.00 | 150.0 | ± 9.6 % |
| | | Y | 5.14 | 66.37 | 16.15 | | 150.0 | |
| | | Z | 4.72 | 66.63 | 16.05 | | 150.0 | |
| 10540-AAA | IEEE 802.11ac WiFi (40MHz, MCS6, 99pc duty cycle) | X | 5.09 | 66.93 | 16.53 | 0.00 | 150.0 | ± 9.6 % |
| | | Y | 5.08 | 66.43 | 16.19 | | 150.0 | |
| | | Z | 4.66 | 66.59 | 16.06 | | 150.0 | |

| | | | | | | | | |
|-----------|--|---|------|-------|-------|------|-------|---------|
| 10541-AAA | IEEE 802.11ac WiFi (40MHz, MCS7, 99pc duty cycle) | X | 5.07 | 66.82 | 16.46 | 0.00 | 150.0 | ± 9.6 % |
| | | Y | 5.04 | 66.26 | 16.10 | | 150.0 | |
| | | Z | 4.67 | 66.59 | 16.03 | | 150.0 | |
| 10542-AAA | IEEE 802.11ac WiFi (40MHz, MCS8, 99pc duty cycle) | X | 5.22 | 66.89 | 16.50 | 0.00 | 150.0 | ± 9.6 % |
| | | Y | 5.20 | 66.33 | 16.15 | | 150.0 | |
| | | Z | 4.80 | 66.65 | 16.08 | | 150.0 | |
| 10543-AAA | IEEE 802.11ac WiFi (40MHz, MCS9, 99pc duty cycle) | X | 5.28 | 66.90 | 16.53 | 0.00 | 150.0 | ± 9.6 % |
| | | Y | 5.27 | 66.37 | 16.19 | | 150.0 | |
| | | Z | 4.85 | 66.69 | 16.13 | | 150.0 | |
| 10544-AAA | IEEE 802.11ac WiFi (80MHz, MCS0, 99pc duty cycle) | X | 5.42 | 66.89 | 16.41 | 0.00 | 150.0 | ± 9.6 % |
| | | Y | 5.38 | 66.35 | 16.07 | | 150.0 | |
| | | Z | 5.06 | 66.58 | 15.99 | | 150.0 | |
| 10545-AAA | IEEE 802.11ac WiFi (80MHz, MCS1, 99pc duty cycle) | X | 5.61 | 67.34 | 16.58 | 0.00 | 150.0 | ± 9.6 % |
| | | Y | 5.59 | 66.84 | 16.26 | | 150.0 | |
| | | Z | 5.18 | 66.92 | 16.13 | | 150.0 | |
| 10546-AAA | IEEE 802.11ac WiFi (80MHz, MCS2, 99pc duty cycle) | X | 5.46 | 67.05 | 16.45 | 0.00 | 150.0 | ± 9.6 % |
| | | Y | 5.44 | 66.55 | 16.13 | | 150.0 | |
| | | Z | 5.08 | 66.67 | 16.01 | | 150.0 | |
| 10547-AAA | IEEE 802.11ac WiFi (80MHz, MCS3, 99pc duty cycle) | X | 5.53 | 67.12 | 16.48 | 0.00 | 150.0 | ± 9.6 % |
| | | Y | 5.51 | 66.61 | 16.15 | | 150.0 | |
| | | Z | 5.19 | 66.91 | 16.13 | | 150.0 | |
| 10548-AAA | IEEE 802.11ac WiFi (80MHz, MCS4, 99pc duty cycle) | X | 5.73 | 67.91 | 16.85 | 0.00 | 150.0 | ± 9.6 % |
| | | Y | 5.81 | 67.71 | 16.67 | | 150.0 | |
| | | Z | 5.17 | 67.04 | 16.17 | | 150.0 | |
| 10550-AAA | IEEE 802.11ac WiFi (80MHz, MCS6, 99pc duty cycle) | X | 5.51 | 67.17 | 16.53 | 0.00 | 150.0 | ± 9.6 % |
| | | Y | 5.48 | 66.64 | 16.19 | | 150.0 | |
| | | Z | 5.17 | 67.03 | 16.20 | | 150.0 | |
| 10551-AAA | IEEE 802.11ac WiFi (80MHz, MCS7, 99pc duty cycle) | X | 5.48 | 67.07 | 16.44 | 0.00 | 150.0 | ± 9.6 % |
| | | Y | 5.47 | 66.61 | 16.13 | | 150.0 | |
| | | Z | 5.05 | 66.59 | 15.95 | | 150.0 | |
| 10552-AAA | IEEE 802.11ac WiFi (80MHz, MCS8, 99pc duty cycle) | X | 5.43 | 67.00 | 16.40 | 0.00 | 150.0 | ± 9.6 % |
| | | Y | 5.38 | 66.41 | 16.04 | | 150.0 | |
| | | Z | 5.06 | 66.75 | 16.03 | | 150.0 | |
| 10553-AAA | IEEE 802.11ac WiFi (80MHz, MCS9, 99pc duty cycle) | X | 5.49 | 66.96 | 16.41 | 0.00 | 150.0 | ± 9.6 % |
| | | Y | 5.46 | 66.43 | 16.08 | | 150.0 | |
| | | Z | 5.10 | 66.64 | 15.99 | | 150.0 | |
| 10554-AAB | IEEE 802.11ac WiFi (160MHz, MCS0, 99pc duty cycle) | X | 5.83 | 67.20 | 16.46 | 0.00 | 150.0 | ± 9.6 % |
| | | Y | 5.79 | 66.72 | 16.16 | | 150.0 | |
| | | Z | 5.50 | 66.84 | 16.04 | | 150.0 | |
| 10555-AAB | IEEE 802.11ac WiFi (160MHz, MCS1, 99pc duty cycle) | X | 5.94 | 67.48 | 16.58 | 0.00 | 150.0 | ± 9.6 % |
| | | Y | 5.93 | 67.06 | 16.30 | | 150.0 | |
| | | Z | 5.55 | 66.98 | 16.10 | | 150.0 | |
| 10556-AAB | IEEE 802.11ac WiFi (160MHz, MCS2, 99pc duty cycle) | X | 5.98 | 67.56 | 16.61 | 0.00 | 150.0 | ± 9.6 % |
| | | Y | 5.95 | 67.09 | 16.31 | | 150.0 | |
| | | Z | 5.60 | 67.13 | 16.16 | | 150.0 | |
| 10557-AAB | IEEE 802.11ac WiFi (160MHz, MCS3, 99pc duty cycle) | X | 5.93 | 67.43 | 16.56 | 0.00 | 150.0 | ± 9.6 % |
| | | Y | 5.90 | 66.96 | 16.27 | | 150.0 | |
| | | Z | 5.56 | 67.01 | 16.12 | | 150.0 | |

| | | | | | | | | |
|-----------|---|---|--------|--------|-------|------|-------|---------|
| 10558-AAB | IEEE 802.11ac WiFi (160MHz, MCS4, 99pc duty cycle) | X | 5.97 | 67.56 | 16.65 | 0.00 | 150.0 | ± 9.6 % |
| | | Y | 5.95 | 67.13 | 16.37 | | 150.0 | |
| | | Z | 5.52 | 66.94 | 16.10 | | 150.0 | |
| 10560-AAB | IEEE 802.11ac WiFi (160MHz, MCS6, 99pc duty cycle) | X | 5.96 | 67.42 | 16.61 | 0.00 | 150.0 | ± 9.6 % |
| | | Y | 5.94 | 66.96 | 16.32 | | 150.0 | |
| | | Z | 5.56 | 66.94 | 16.14 | | 150.0 | |
| 10561-AAB | IEEE 802.11ac WiFi (160MHz, MCS7, 99pc duty cycle) | X | 5.90 | 67.41 | 16.64 | 0.00 | 150.0 | ± 9.6 % |
| | | Y | 5.88 | 66.97 | 16.36 | | 150.0 | |
| | | Z | 5.50 | 66.91 | 16.15 | | 150.0 | |
| 10562-AAB | IEEE 802.11ac WiFi (160MHz, MCS8, 99pc duty cycle) | X | 5.97 | 67.66 | 16.77 | 0.00 | 150.0 | ± 9.6 % |
| | | Y | 5.99 | 67.32 | 16.54 | | 150.0 | |
| | | Z | 5.54 | 67.03 | 16.21 | | 150.0 | |
| 10563-AAB | IEEE 802.11ac WiFi (160MHz, MCS9, 99pc duty cycle) | X | 6.05 | 67.54 | 16.67 | 0.00 | 150.0 | ± 9.6 % |
| | | Y | 6.14 | 67.41 | 16.54 | | 150.0 | |
| | | Z | 5.71 | 67.27 | 16.30 | | 150.0 | |
| 10564-AAA | IEEE 802.11g WiFi 2.4 GHz (DSSS-OFDM, 9 Mbps, 99pc duty cycle) | X | 4.79 | 67.27 | 16.73 | 0.46 | 150.0 | ± 9.6 % |
| | | Y | 4.77 | 66.65 | 16.37 | | 150.0 | |
| | | Z | 4.38 | 67.27 | 16.26 | | 150.0 | |
| 10565-AAA | IEEE 802.11g WiFi 2.4 GHz (DSSS-OFDM, 12 Mbps, 99pc duty cycle) | X | 5.00 | 67.70 | 17.05 | 0.46 | 150.0 | ± 9.6 % |
| | | Y | 4.99 | 67.10 | 16.70 | | 150.0 | |
| | | Z | 4.56 | 67.70 | 16.60 | | 150.0 | |
| 10566-AAA | IEEE 802.11g WiFi 2.4 GHz (DSSS-OFDM, 18 Mbps, 99pc duty cycle) | X | 4.84 | 67.54 | 16.87 | 0.46 | 150.0 | ± 9.6 % |
| | | Y | 4.82 | 66.93 | 16.50 | | 150.0 | |
| | | Z | 4.40 | 67.45 | 16.37 | | 150.0 | |
| 10567-AAA | IEEE 802.11g WiFi 2.4 GHz (DSSS-OFDM, 24 Mbps, 99pc duty cycle) | X | 4.88 | 67.99 | 17.27 | 0.46 | 150.0 | ± 9.6 % |
| | | Y | 4.86 | 67.35 | 16.88 | | 150.0 | |
| | | Z | 4.45 | 67.94 | 16.81 | | 150.0 | |
| 10568-AAA | IEEE 802.11g WiFi 2.4 GHz (DSSS-OFDM, 36 Mbps, 99pc duty cycle) | X | 4.74 | 67.27 | 16.61 | 0.46 | 150.0 | ± 9.6 % |
| | | Y | 4.73 | 66.70 | 16.26 | | 150.0 | |
| | | Z | 4.23 | 66.90 | 15.94 | | 150.0 | |
| 10569-AAA | IEEE 802.11g WiFi 2.4 GHz (DSSS-OFDM, 48 Mbps, 99pc duty cycle) | X | 4.86 | 68.20 | 17.40 | 0.46 | 150.0 | ± 9.6 % |
| | | Y | 4.82 | 67.47 | 16.96 | | 150.0 | |
| | | Z | 4.46 | 68.31 | 17.04 | | 150.0 | |
| 10570-AAA | IEEE 802.11g WiFi 2.4 GHz (DSSS-OFDM, 54 Mbps, 99pc duty cycle) | X | 4.87 | 67.98 | 17.29 | 0.46 | 150.0 | ± 9.6 % |
| | | Y | 4.85 | 67.30 | 16.88 | | 150.0 | |
| | | Z | 4.42 | 67.93 | 16.84 | | 150.0 | |
| 10571-AAA | IEEE 802.11b WiFi 2.4 GHz (DSSS, 1 Mbps, 90pc duty cycle) | X | 1.17 | 66.02 | 17.09 | 0.46 | 130.0 | ± 9.6 % |
| | | Y | 1.04 | 63.86 | 15.42 | | 130.0 | |
| | | Z | 1.04 | 64.38 | 15.27 | | 130.0 | |
| 10572-AAA | IEEE 802.11b WiFi 2.4 GHz (DSSS, 2 Mbps, 90pc duty cycle) | X | 1.20 | 66.83 | 17.59 | 0.46 | 130.0 | ± 9.6 % |
| | | Y | 1.05 | 64.45 | 15.81 | | 130.0 | |
| | | Z | 1.05 | 64.98 | 15.67 | | 130.0 | |
| 10573-AAA | IEEE 802.11b WiFi 2.4 GHz (DSSS, 5.5 Mbps, 90pc duty cycle) | X | 100.00 | 164.31 | 45.70 | 0.46 | 130.0 | ± 9.6 % |
| | | Y | 2.93 | 94.62 | 25.95 | | 130.0 | |
| | | Z | 1.57 | 86.06 | 23.92 | | 130.0 | |
| 10574-AAA | IEEE 802.11b WiFi 2.4 GHz (DSSS, 11 Mbps, 90pc duty cycle) | X | 1.56 | 77.05 | 22.72 | 0.46 | 130.0 | ± 9.6 % |
| | | Y | 1.16 | 70.99 | 19.18 | | 130.0 | |
| | | Z | 1.13 | 71.05 | 19.03 | | 130.0 | |

| | | | | | | | | |
|-----------|---|---|------|-------|-------|------|-------|---------|
| 10575-AAA | IEEE 802.11g WiFi 2.4 GHz (DSSS-OFDM, 6 Mbps, 90pc duty cycle) | X | 4.56 | 67.00 | 16.74 | 0.46 | 130.0 | ± 9.6 % |
| | | Y | 4.55 | 66.43 | 16.43 | | 130.0 | |
| | | Z | 4.15 | 66.95 | 16.18 | | 130.0 | |
| 10576-AAA | IEEE 802.11g WiFi 2.4 GHz (DSSS-OFDM, 9 Mbps, 90pc duty cycle) | X | 4.59 | 67.22 | 16.83 | 0.46 | 130.0 | ± 9.6 % |
| | | Y | 4.57 | 66.61 | 16.50 | | 130.0 | |
| | | Z | 4.19 | 67.24 | 16.33 | | 130.0 | |
| 10577-AAA | IEEE 802.11g WiFi 2.4 GHz (DSSS-OFDM, 12 Mbps, 90pc duty cycle) | X | 4.77 | 67.46 | 16.98 | 0.46 | 130.0 | ± 9.6 % |
| | | Y | 4.77 | 66.91 | 16.67 | | 130.0 | |
| | | Z | 4.32 | 67.43 | 16.45 | | 130.0 | |
| 10578-AAA | IEEE 802.11g WiFi 2.4 GHz (DSSS-OFDM, 18 Mbps, 90pc duty cycle) | X | 4.68 | 67.66 | 17.12 | 0.46 | 130.0 | ± 9.6 % |
| | | Y | 4.67 | 67.07 | 16.78 | | 130.0 | |
| | | Z | 4.24 | 67.63 | 16.61 | | 130.0 | |
| 10579-AAA | IEEE 802.11g WiFi 2.4 GHz (DSSS-OFDM, 24 Mbps, 90pc duty cycle) | X | 4.42 | 66.81 | 16.34 | 0.46 | 130.0 | ± 9.6 % |
| | | Y | 4.42 | 66.29 | 16.04 | | 130.0 | |
| | | Z | 3.95 | 66.50 | 15.66 | | 130.0 | |
| 10580-AAA | IEEE 802.11g WiFi 2.4 GHz (DSSS-OFDM, 36 Mbps, 90pc duty cycle) | X | 4.46 | 66.87 | 16.37 | 0.46 | 130.0 | ± 9.6 % |
| | | Y | 4.47 | 66.34 | 16.07 | | 130.0 | |
| | | Z | 3.94 | 66.40 | 15.58 | | 130.0 | |
| 10581-AAA | IEEE 802.11g WiFi 2.4 GHz (DSSS-OFDM, 48 Mbps, 90pc duty cycle) | X | 4.59 | 67.75 | 17.09 | 0.46 | 130.0 | ± 9.6 % |
| | | Y | 4.56 | 67.10 | 16.72 | | 130.0 | |
| | | Z | 4.17 | 67.78 | 16.63 | | 130.0 | |
| 10582-AAA | IEEE 802.11g WiFi 2.4 GHz (DSSS-OFDM, 54 Mbps, 90pc duty cycle) | X | 4.35 | 66.55 | 16.11 | 0.46 | 130.0 | ± 9.6 % |
| | | Y | 4.37 | 66.05 | 15.82 | | 130.0 | |
| | | Z | 3.86 | 66.19 | 15.39 | | 130.0 | |
| 10583-AAA | IEEE 802.11a/h WiFi 5 GHz (OFDM, 6 Mbps, 90pc duty cycle) | X | 4.56 | 67.00 | 16.74 | 0.46 | 130.0 | ± 9.6 % |
| | | Y | 4.55 | 66.43 | 16.43 | | 130.0 | |
| | | Z | 4.15 | 66.95 | 16.18 | | 130.0 | |
| 10584-AAA | IEEE 802.11a/h WiFi 5 GHz (OFDM, 9 Mbps, 90pc duty cycle) | X | 4.59 | 67.22 | 16.83 | 0.46 | 130.0 | ± 9.6 % |
| | | Y | 4.57 | 66.61 | 16.50 | | 130.0 | |
| | | Z | 4.19 | 67.24 | 16.33 | | 130.0 | |
| 10585-AAA | IEEE 802.11a/h WiFi 5 GHz (OFDM, 12 Mbps, 90pc duty cycle) | X | 4.77 | 67.46 | 16.98 | 0.46 | 130.0 | ± 9.6 % |
| | | Y | 4.77 | 66.91 | 16.67 | | 130.0 | |
| | | Z | 4.32 | 67.43 | 16.45 | | 130.0 | |
| 10586-AAA | IEEE 802.11a/h WiFi 5 GHz (OFDM, 18 Mbps, 90pc duty cycle) | X | 4.68 | 67.66 | 17.12 | 0.46 | 130.0 | ± 9.6 % |
| | | Y | 4.67 | 67.07 | 16.78 | | 130.0 | |
| | | Z | 4.24 | 67.63 | 16.61 | | 130.0 | |
| 10587-AAA | IEEE 802.11a/h WiFi 5 GHz (OFDM, 24 Mbps, 90pc duty cycle) | X | 4.42 | 66.81 | 16.34 | 0.46 | 130.0 | ± 9.6 % |
| | | Y | 4.42 | 66.29 | 16.04 | | 130.0 | |
| | | Z | 3.95 | 66.50 | 15.66 | | 130.0 | |
| 10588-AAA | IEEE 802.11a/h WiFi 5 GHz (OFDM, 36 Mbps, 90pc duty cycle) | X | 4.46 | 66.87 | 16.37 | 0.46 | 130.0 | ± 9.6 % |
| | | Y | 4.47 | 66.34 | 16.07 | | 130.0 | |
| | | Z | 3.94 | 66.40 | 15.58 | | 130.0 | |
| 10589-AAA | IEEE 802.11a/h WiFi 5 GHz (OFDM, 48 Mbps, 90pc duty cycle) | X | 4.59 | 67.75 | 17.09 | 0.46 | 130.0 | ± 9.6 % |
| | | Y | 4.56 | 67.10 | 16.72 | | 130.0 | |
| | | Z | 4.17 | 67.78 | 16.63 | | 130.0 | |
| 10590-AAA | IEEE 802.11a/h WiFi 5 GHz (OFDM, 54 Mbps, 90pc duty cycle) | X | 4.35 | 66.55 | 16.11 | 0.46 | 130.0 | ± 9.6 % |
| | | Y | 4.37 | 66.05 | 15.82 | | 130.0 | |
| | | Z | 3.86 | 66.19 | 15.39 | | 130.0 | |

| | | | | | | | | |
|-----------|---|---|------|-------|-------|------|-------|---------|
| 10591-AAA | IEEE 802.11n (HT Mixed, 20MHz, MCS0, 90pc duty cycle) | X | 4.71 | 67.06 | 16.84 | 0.46 | 130.0 | ± 9.6 % |
| | | Y | 4.70 | 66.50 | 16.54 | | 130.0 | |
| | | Z | 4.31 | 67.10 | 16.36 | | 130.0 | |
| 10592-AAA | IEEE 802.11n (HT Mixed, 20MHz, MCS1, 90pc duty cycle) | X | 4.85 | 67.38 | 16.97 | 0.46 | 130.0 | ± 9.6 % |
| | | Y | 4.85 | 66.84 | 16.67 | | 130.0 | |
| | | Z | 4.39 | 67.31 | 16.46 | | 130.0 | |
| 10593-AAA | IEEE 802.11n (HT Mixed, 20MHz, MCS2, 90pc duty cycle) | X | 4.76 | 67.27 | 16.83 | 0.46 | 130.0 | ± 9.6 % |
| | | Y | 4.77 | 66.73 | 16.54 | | 130.0 | |
| | | Z | 4.32 | 67.19 | 16.31 | | 130.0 | |
| 10594-AAA | IEEE 802.11n (HT Mixed, 20MHz, MCS3, 90pc duty cycle) | X | 4.82 | 67.45 | 17.01 | 0.46 | 130.0 | ± 9.6 % |
| | | Y | 4.82 | 66.91 | 16.71 | | 130.0 | |
| | | Z | 4.37 | 67.37 | 16.49 | | 130.0 | |
| 10595-AAA | IEEE 802.11n (HT Mixed, 20MHz, MCS4, 90pc duty cycle) | X | 4.79 | 67.42 | 16.91 | 0.46 | 130.0 | ± 9.6 % |
| | | Y | 4.79 | 66.86 | 16.60 | | 130.0 | |
| | | Z | 4.33 | 67.34 | 16.39 | | 130.0 | |
| 10596-AAA | IEEE 802.11n (HT Mixed, 20MHz, MCS5, 90pc duty cycle) | X | 4.72 | 67.41 | 16.91 | 0.46 | 130.0 | ± 9.6 % |
| | | Y | 4.72 | 66.86 | 16.60 | | 130.0 | |
| | | Z | 4.24 | 67.21 | 16.34 | | 130.0 | |
| 10597-AAA | IEEE 802.11n (HT Mixed, 20MHz, MCS6, 90pc duty cycle) | X | 4.67 | 67.28 | 16.77 | 0.46 | 130.0 | ± 9.6 % |
| | | Y | 4.67 | 66.74 | 16.47 | | 130.0 | |
| | | Z | 4.21 | 67.09 | 16.18 | | 130.0 | |
| 10598-AAA | IEEE 802.11n (HT Mixed, 20MHz, MCS7, 90pc duty cycle) | X | 4.66 | 67.55 | 17.06 | 0.46 | 130.0 | ± 9.6 % |
| | | Y | 4.66 | 66.99 | 16.74 | | 130.0 | |
| | | Z | 4.25 | 67.48 | 16.55 | | 130.0 | |
| 10599-AAA | IEEE 802.11n (HT Mixed, 40MHz, MCS0, 90pc duty cycle) | X | 5.38 | 67.46 | 17.00 | 0.46 | 130.0 | ± 9.6 % |
| | | Y | 5.39 | 67.08 | 16.78 | | 130.0 | |
| | | Z | 5.06 | 67.57 | 16.73 | | 130.0 | |
| 10600-AAA | IEEE 802.11n (HT Mixed, 40MHz, MCS1, 90pc duty cycle) | X | 5.50 | 67.86 | 17.17 | 0.46 | 130.0 | ± 9.6 % |
| | | Y | 5.58 | 67.68 | 17.05 | | 130.0 | |
| | | Z | 5.02 | 67.48 | 16.66 | | 130.0 | |
| 10601-AAA | IEEE 802.11n (HT Mixed, 40MHz, MCS2, 90pc duty cycle) | X | 5.39 | 67.63 | 17.08 | 0.46 | 130.0 | ± 9.6 % |
| | | Y | 5.43 | 67.31 | 16.88 | | 130.0 | |
| | | Z | 4.98 | 67.44 | 16.66 | | 130.0 | |
| 10602-AAA | IEEE 802.11n (HT Mixed, 40MHz, MCS3, 90pc duty cycle) | X | 5.53 | 67.81 | 17.08 | 0.46 | 130.0 | ± 9.6 % |
| | | Y | 5.55 | 67.42 | 16.86 | | 130.0 | |
| | | Z | 5.01 | 67.28 | 16.49 | | 130.0 | |
| 10603-AAA | IEEE 802.11n (HT Mixed, 40MHz, MCS4, 90pc duty cycle) | X | 5.60 | 68.12 | 17.37 | 0.46 | 130.0 | ± 9.6 % |
| | | Y | 5.61 | 67.66 | 17.11 | | 130.0 | |
| | | Z | 5.03 | 67.44 | 16.73 | | 130.0 | |
| 10604-AAA | IEEE 802.11n (HT Mixed, 40MHz, MCS5, 90pc duty cycle) | X | 5.47 | 67.74 | 17.17 | 0.46 | 130.0 | ± 9.6 % |
| | | Y | 5.43 | 67.16 | 16.85 | | 130.0 | |
| | | Z | 4.97 | 67.18 | 16.56 | | 130.0 | |
| 10605-AAA | IEEE 802.11n (HT Mixed, 40MHz, MCS6, 90pc duty cycle) | X | 5.49 | 67.78 | 17.18 | 0.46 | 130.0 | ± 9.6 % |
| | | Y | 5.55 | 67.52 | 17.03 | | 130.0 | |
| | | Z | 4.99 | 67.27 | 16.60 | | 130.0 | |
| 10606-AAA | IEEE 802.11n (HT Mixed, 40MHz, MCS7, 90pc duty cycle) | X | 5.24 | 67.08 | 16.69 | 0.46 | 130.0 | ± 9.6 % |
| | | Y | 5.24 | 66.65 | 16.44 | | 130.0 | |
| | | Z | 4.89 | 67.04 | 16.33 | | 130.0 | |

| | | | | | | | | |
|-----------|---|---|------|-------|-------|------|-------|---------|
| 10607-AAA | IEEE 802.11ac WiFi (20MHz, MCS0, 90pc duty cycle) | X | 4.57 | 66.48 | 16.53 | 0.46 | 130.0 | ± 9.6 % |
| | | Y | 4.55 | 65.84 | 16.17 | | 130.0 | |
| | | Z | 4.18 | 66.50 | 16.05 | | 130.0 | |
| 10608-AAA | IEEE 802.11ac WiFi (20MHz, MCS1, 90pc duty cycle) | X | 4.73 | 66.85 | 16.68 | 0.46 | 130.0 | ± 9.6 % |
| | | Y | 4.72 | 66.24 | 16.34 | | 130.0 | |
| | | Z | 4.27 | 66.73 | 16.16 | | 130.0 | |
| 10609-AAA | IEEE 802.11ac WiFi (20MHz, MCS2, 90pc duty cycle) | X | 4.63 | 66.69 | 16.51 | 0.46 | 130.0 | ± 9.6 % |
| | | Y | 4.61 | 66.07 | 16.16 | | 130.0 | |
| | | Z | 4.17 | 66.56 | 15.97 | | 130.0 | |
| 10610-AAA | IEEE 802.11ac WiFi (20MHz, MCS3, 90pc duty cycle) | X | 4.68 | 66.87 | 16.68 | 0.46 | 130.0 | ± 9.6 % |
| | | Y | 4.66 | 66.24 | 16.33 | | 130.0 | |
| | | Z | 4.22 | 66.75 | 16.16 | | 130.0 | |
| 10611-AAA | IEEE 802.11ac WiFi (20MHz, MCS4, 90pc duty cycle) | X | 4.59 | 66.66 | 16.53 | 0.46 | 130.0 | ± 9.6 % |
| | | Y | 4.58 | 66.04 | 16.18 | | 130.0 | |
| | | Z | 4.13 | 66.50 | 15.97 | | 130.0 | |
| 10612-AAA | IEEE 802.11ac WiFi (20MHz, MCS5, 90pc duty cycle) | X | 4.59 | 66.81 | 16.58 | 0.46 | 130.0 | ± 9.6 % |
| | | Y | 4.58 | 66.20 | 16.22 | | 130.0 | |
| | | Z | 4.08 | 66.48 | 15.94 | | 130.0 | |
| 10613-AAA | IEEE 802.11ac WiFi (20MHz, MCS6, 90pc duty cycle) | X | 4.58 | 66.63 | 16.42 | 0.46 | 130.0 | ± 9.6 % |
| | | Y | 4.58 | 66.05 | 16.09 | | 130.0 | |
| | | Z | 4.09 | 66.33 | 15.79 | | 130.0 | |
| 10614-AAA | IEEE 802.11ac WiFi (20MHz, MCS7, 90pc duty cycle) | X | 4.55 | 66.89 | 16.70 | 0.46 | 130.0 | ± 9.6 % |
| | | Y | 4.53 | 66.26 | 16.34 | | 130.0 | |
| | | Z | 4.11 | 66.71 | 16.14 | | 130.0 | |
| 10615-AAA | IEEE 802.11ac WiFi (20MHz, MCS8, 90pc duty cycle) | X | 4.58 | 66.46 | 16.28 | 0.46 | 130.0 | ± 9.6 % |
| | | Y | 4.57 | 65.86 | 15.94 | | 130.0 | |
| | | Z | 4.10 | 66.28 | 15.69 | | 130.0 | |
| 10616-AAA | IEEE 802.11ac WiFi (40MHz, MCS0, 90pc duty cycle) | X | 5.21 | 66.76 | 16.64 | 0.46 | 130.0 | ± 9.6 % |
| | | Y | 5.21 | 66.31 | 16.38 | | 130.0 | |
| | | Z | 4.79 | 66.50 | 16.19 | | 130.0 | |
| 10617-AAA | IEEE 802.11ac WiFi (40MHz, MCS1, 90pc duty cycle) | X | 5.28 | 66.96 | 16.71 | 0.46 | 130.0 | ± 9.6 % |
| | | Y | 5.30 | 66.56 | 16.48 | | 130.0 | |
| | | Z | 4.80 | 66.53 | 16.19 | | 130.0 | |
| 10618-AAA | IEEE 802.11ac WiFi (40MHz, MCS2, 90pc duty cycle) | X | 5.18 | 67.02 | 16.77 | 0.46 | 130.0 | ± 9.6 % |
| | | Y | 5.17 | 66.53 | 16.48 | | 130.0 | |
| | | Z | 4.73 | 66.65 | 16.27 | | 130.0 | |
| 10619-AAA | IEEE 802.11ac WiFi (40MHz, MCS3, 90pc duty cycle) | X | 5.18 | 66.77 | 16.57 | 0.46 | 130.0 | ± 9.6 % |
| | | Y | 5.19 | 66.33 | 16.31 | | 130.0 | |
| | | Z | 4.77 | 66.54 | 16.14 | | 130.0 | |
| 10620-AAA | IEEE 802.11ac WiFi (40MHz, MCS4, 90pc duty cycle) | X | 5.26 | 66.78 | 16.62 | 0.46 | 130.0 | ± 9.6 % |
| | | Y | 5.27 | 66.36 | 16.38 | | 130.0 | |
| | | Z | 4.79 | 66.38 | 16.10 | | 130.0 | |
| 10621-AAA | IEEE 802.11ac WiFi (40MHz, MCS5, 90pc duty cycle) | X | 5.27 | 66.94 | 16.83 | 0.46 | 130.0 | ± 9.6 % |
| | | Y | 5.28 | 66.50 | 16.57 | | 130.0 | |
| | | Z | 4.84 | 66.63 | 16.36 | | 130.0 | |
| 10622-AAA | IEEE 802.11ac WiFi (40MHz, MCS6, 90pc duty cycle) | X | 5.27 | 67.06 | 16.88 | 0.46 | 130.0 | ± 9.6 % |
| | | Y | 5.30 | 66.69 | 16.66 | | 130.0 | |
| | | Z | 4.82 | 66.67 | 16.38 | | 130.0 | |

| | | | | | | | | |
|-----------|--|---|------|-------|-------|------|-------|---------|
| 10623-AAA | IEEE 802.11ac WiFi (40MHz, MCS7, 90pc duty cycle) | X | 5.14 | 66.56 | 16.49 | 0.46 | 130.0 | ± 9.6 % |
| | | Y | 5.16 | 66.17 | 16.27 | | 130.0 | |
| | | Z | 4.73 | 66.28 | 16.02 | | 130.0 | |
| 10624-AAA | IEEE 802.11ac WiFi (40MHz, MCS8, 90pc duty cycle) | X | 5.34 | 66.79 | 16.67 | 0.46 | 130.0 | ± 9.6 % |
| | | Y | 5.36 | 66.38 | 16.44 | | 130.0 | |
| | | Z | 4.90 | 66.49 | 16.20 | | 130.0 | |
| 10625-AAA | IEEE 802.11ac WiFi (40MHz, MCS9, 90pc duty cycle) | X | 5.53 | 67.24 | 16.95 | 0.46 | 130.0 | ± 9.6 % |
| | | Y | 5.72 | 67.37 | 16.98 | | 130.0 | |
| | | Z | 4.98 | 66.67 | 16.36 | | 130.0 | |
| 10626-AAA | IEEE 802.11ac WiFi (80MHz, MCS0, 90pc duty cycle) | X | 5.53 | 66.77 | 16.57 | 0.46 | 130.0 | ± 9.6 % |
| | | Y | 5.52 | 66.36 | 16.33 | | 130.0 | |
| | | Z | 5.17 | 66.45 | 16.14 | | 130.0 | |
| 10627-AAA | IEEE 802.11ac WiFi (80MHz, MCS1, 90pc duty cycle) | X | 5.77 | 67.38 | 16.84 | 0.46 | 130.0 | ± 9.6 % |
| | | Y | 5.79 | 67.05 | 16.64 | | 130.0 | |
| | | Z | 5.33 | 66.94 | 16.36 | | 130.0 | |
| 10628-AAA | IEEE 802.11ac WiFi (80MHz, MCS2, 90pc duty cycle) | X | 5.53 | 66.78 | 16.47 | 0.46 | 130.0 | ± 9.6 % |
| | | Y | 5.55 | 66.45 | 16.27 | | 130.0 | |
| | | Z | 5.13 | 66.35 | 15.99 | | 130.0 | |
| 10629-AAA | IEEE 802.11ac WiFi (80MHz, MCS3, 90pc duty cycle) | X | 5.62 | 66.89 | 16.52 | 0.46 | 130.0 | ± 9.6 % |
| | | Y | 5.63 | 66.51 | 16.30 | | 130.0 | |
| | | Z | 5.28 | 66.74 | 16.18 | | 130.0 | |
| 10630-AAA | IEEE 802.11ac WiFi (80MHz, MCS4, 90pc duty cycle) | X | 5.94 | 68.09 | 17.12 | 0.46 | 130.0 | ± 9.6 % |
| | | Y | 6.16 | 68.32 | 17.19 | | 130.0 | |
| | | Z | 5.28 | 66.93 | 16.29 | | 130.0 | |
| 10631-AAA | IEEE 802.11ac WiFi (80MHz, MCS5, 90pc duty cycle) | X | 5.90 | 68.06 | 17.30 | 0.46 | 130.0 | ± 9.6 % |
| | | Y | 5.97 | 67.86 | 17.17 | | 130.0 | |
| | | Z | 5.37 | 67.35 | 16.70 | | 130.0 | |
| 10632-AAA | IEEE 802.11ac WiFi (80MHz, MCS6, 90pc duty cycle) | X | 5.75 | 67.52 | 17.06 | 0.46 | 130.0 | ± 9.6 % |
| | | Y | 5.76 | 67.11 | 16.82 | | 130.0 | |
| | | Z | 5.42 | 67.45 | 16.76 | | 130.0 | |
| 10633-AAA | IEEE 802.11ac WiFi (80MHz, MCS7, 90pc duty cycle) | X | 5.60 | 67.00 | 16.62 | 0.46 | 130.0 | ± 9.6 % |
| | | Y | 5.60 | 66.57 | 16.37 | | 130.0 | |
| | | Z | 5.15 | 66.45 | 16.08 | | 130.0 | |
| 10634-AAA | IEEE 802.11ac WiFi (80MHz, MCS8, 90pc duty cycle) | X | 5.59 | 67.04 | 16.70 | 0.46 | 130.0 | ± 9.6 % |
| | | Y | 5.58 | 66.62 | 16.45 | | 130.0 | |
| | | Z | 5.20 | 66.73 | 16.28 | | 130.0 | |
| 10635-AAA | IEEE 802.11ac WiFi (80MHz, MCS9, 90pc duty cycle) | X | 5.44 | 66.26 | 16.02 | 0.46 | 130.0 | ± 9.6 % |
| | | Y | 5.46 | 65.92 | 15.82 | | 130.0 | |
| | | Z | 5.02 | 65.82 | 15.51 | | 130.0 | |
| 10636-AAB | IEEE 802.11ac WiFi (160MHz, MCS0, 90pc duty cycle) | X | 5.95 | 67.11 | 16.63 | 0.46 | 130.0 | ± 9.6 % |
| | | Y | 5.94 | 66.74 | 16.43 | | 130.0 | |
| | | Z | 5.61 | 66.74 | 16.20 | | 130.0 | |
| 10637-AAB | IEEE 802.11ac WiFi (160MHz, MCS1, 90pc duty cycle) | X | 6.09 | 67.47 | 16.80 | 0.46 | 130.0 | ± 9.6 % |
| | | Y | 6.12 | 67.19 | 16.64 | | 130.0 | |
| | | Z | 5.68 | 66.93 | 16.29 | | 130.0 | |
| 10638-AAB | IEEE 802.11ac WiFi (160MHz, MCS2, 90pc duty cycle) | X | 6.10 | 67.46 | 16.77 | 0.46 | 130.0 | ± 9.6 % |
| | | Y | 6.12 | 67.15 | 16.59 | | 130.0 | |
| | | Z | 5.73 | 67.08 | 16.34 | | 130.0 | |

| | | | | | | | | |
|-----------|--|---|-------|--------|-------|------|-------|---------|
| 10639-AAB | IEEE 802.11ac WiFi (160MHz, MCS3, 90pc duty cycle) | X | 6.07 | 67.38 | 16.77 | 0.46 | 130.0 | ± 9.6 % |
| | | Y | 6.07 | 67.04 | 16.58 | | 130.0 | |
| | | Z | 5.68 | 66.93 | 16.31 | | 130.0 | |
| 10640-AAB | IEEE 802.11ac WiFi (160MHz, MCS4, 90pc duty cycle) | X | 6.05 | 67.35 | 16.70 | 0.46 | 130.0 | ± 9.6 % |
| | | Y | 6.08 | 67.05 | 16.53 | | 130.0 | |
| | | Z | 5.59 | 66.66 | 16.11 | | 130.0 | |
| 10641-AAB | IEEE 802.11ac WiFi (160MHz, MCS5, 90pc duty cycle) | X | 6.12 | 67.33 | 16.71 | 0.46 | 130.0 | ± 9.6 % |
| | | Y | 6.14 | 67.02 | 16.53 | | 130.0 | |
| | | Z | 5.70 | 66.79 | 16.20 | | 130.0 | |
| 10642-AAB | IEEE 802.11ac WiFi (160MHz, MCS6, 90pc duty cycle) | X | 6.16 | 67.56 | 17.00 | 0.46 | 130.0 | ± 9.6 % |
| | | Y | 6.16 | 67.22 | 16.80 | | 130.0 | |
| | | Z | 5.74 | 67.06 | 16.50 | | 130.0 | |
| 10643-AAB | IEEE 802.11ac WiFi (160MHz, MCS7, 90pc duty cycle) | X | 6.00 | 67.25 | 16.73 | 0.46 | 130.0 | ± 9.6 % |
| | | Y | 6.01 | 66.93 | 16.55 | | 130.0 | |
| | | Z | 5.58 | 66.67 | 16.19 | | 130.0 | |
| 10644-AAB | IEEE 802.11ac WiFi (160MHz, MCS8, 90pc duty cycle) | X | 6.09 | 67.54 | 16.90 | 0.46 | 130.0 | ± 9.6 % |
| | | Y | 6.15 | 67.36 | 16.79 | | 130.0 | |
| | | Z | 5.63 | 66.85 | 16.30 | | 130.0 | |
| 10645-AAB | IEEE 802.11ac WiFi (160MHz, MCS9, 90pc duty cycle) | X | 6.22 | 67.57 | 16.87 | 0.46 | 130.0 | ± 9.6 % |
| | | Y | 6.39 | 67.71 | 16.93 | | 130.0 | |
| | | Z | 5.81 | 67.14 | 16.41 | | 130.0 | |
| 10646-AAD | LTE-TDD (SC-FDMA, 1 RB, 5 MHz, QPSK, UL Subframe=2,7) | X | 11.03 | 101.75 | 35.34 | 9.30 | 60.0 | ± 9.6 % |
| | | Y | 12.68 | 104.47 | 36.60 | | 60.0 | |
| | | Z | 3.70 | 79.24 | 26.83 | | 60.0 | |
| 10647-AAC | LTE-TDD (SC-FDMA, 1 RB, 20 MHz, QPSK, UL Subframe=2,7) | X | 9.37 | 98.53 | 34.41 | 9.30 | 60.0 | ± 9.6 % |
| | | Y | 10.92 | 101.53 | 35.78 | | 60.0 | |
| | | Z | 3.32 | 77.14 | 26.04 | | 60.0 | |
| 10648-AAA | CDMA2000 (1x Advanced) | X | 0.86 | 67.94 | 12.60 | 0.00 | 150.0 | ± 9.6 % |
| | | Y | 0.54 | 62.00 | 8.94 | | 150.0 | |
| | | Z | 0.29 | 60.00 | 5.06 | | 150.0 | |
| 10652-AAB | LTE-TDD (OFDMA, 5 MHz, E-TM 3.1, Clipping 44%) | X | 3.51 | 67.68 | 17.01 | 2.23 | 80.0 | ± 9.6 % |
| | | Y | 3.36 | 66.42 | 16.50 | | 80.0 | |
| | | Z | 2.89 | 66.54 | 15.34 | | 80.0 | |
| 10653-AAB | LTE-TDD (OFDMA, 10 MHz, E-TM 3.1, Clipping 44%) | X | 3.96 | 66.46 | 16.95 | 2.23 | 80.0 | ± 9.6 % |
| | | Y | 3.88 | 65.65 | 16.61 | | 80.0 | |
| | | Z | 3.47 | 65.85 | 15.96 | | 80.0 | |
| 10654-AAB | LTE-TDD (OFDMA, 15 MHz, E-TM 3.1, Clipping 44%) | X | 3.94 | 66.00 | 16.92 | 2.23 | 80.0 | ± 9.6 % |
| | | Y | 3.86 | 65.27 | 16.60 | | 80.0 | |
| | | Z | 3.53 | 65.38 | 16.05 | | 80.0 | |
| 10655-AAB | LTE-TDD (OFDMA, 20 MHz, E-TM 3.1, Clipping 44%) | X | 4.01 | 65.90 | 16.93 | 2.23 | 80.0 | ± 9.6 % |
| | | Y | 3.92 | 65.24 | 16.63 | | 80.0 | |
| | | Z | 3.63 | 65.20 | 16.10 | | 80.0 | |

^E Uncertainty is determined using the max. deviation from linear response applying rectangular distribution and is expressed for the square of the field value.



Accredited by the Swiss Accreditation Service (SAS)
The Swiss Accreditation Service is one of the signatories to the EA
Multilateral Agreement for the recognition of calibration certificates

Accreditation No.: **SCS 0108**

Client **BTL-TW (Auden)**

Certificate No: **D2450V2-973_Aug15**

CALIBRATION CERTIFICATE

Object **D2450V2 - SN: 973**

Calibration procedure(s) **QA CAL-05.v9
Calibration procedure for dipole validation kits above 700 MHz**

Calibration date: **August 14, 2015**

This calibration certificate documents the traceability to national standards, which realize the physical units of measurements (SI).
The measurements and the uncertainties with confidence probability are given on the following pages and are part of the certificate.

All calibrations have been conducted in the closed laboratory facility: environment temperature (22 ± 3)°C and humidity < 70%.

Calibration Equipment used (M&TE critical for calibration)

| Primary Standards | ID # | Cal Date (Certificate No.) | Scheduled Calibration |
|-----------------------------|--------------------|-----------------------------------|------------------------|
| Power meter EPM-442A | GB37480704 | 07-Oct-14 (No. 217-02020) | Oct-15 |
| Power sensor HP 8481A | US37292783 | 07-Oct-14 (No. 217-02020) | Oct-15 |
| Power sensor HP 8481A | MY41092317 | 07-Oct-14 (No. 217-02021) | Oct-15 |
| Reference 20 dB Attenuator | SN: 5058 (20k) | 01-Apr-15 (No. 217-02131) | Mar-16 |
| Type-N mismatch combination | SN: 5047.2 / 06327 | 01-Apr-15 (No. 217-02134) | Mar-16 |
| Reference Probe ES3DV3 | SN: 3205 | 30-Dec-14 (No. ES3-3205_Dec14) | Dec-15 |
| DAE4 | SN: 601 | 18-Aug-14 (No. DAE4-601_Aug14) | Aug-15 |
| Secondary Standards | ID # | Check Date (in house) | Scheduled Check |
| RF generator R&S SMT-06 | 100005 | 04-Aug-99 (in house check Oct-13) | In house check: Oct-16 |
| Network Analyzer HP 8753E | US37390585 S4206 | 18-Oct-01 (in house check Oct-14) | In house check: Oct-15 |

Calibrated by: **Michael Weber** Name: Michael Weber Function: Laboratory Technician

Approved by: **Katja Pokovic** Name: Katja Pokovic Function: Technical Manager

Signature
M. Weber

[Signature]

Issued: August 14, 2015

This calibration certificate shall not be reproduced except in full without written approval of the laboratory.



Accredited by the Swiss Accreditation Service (SAS)

Accreditation No.: **SCS 0108**

The Swiss Accreditation Service is one of the signatories to the EA
Multilateral Agreement for the recognition of calibration certificates

Glossary:

| | |
|-------|---------------------------------|
| TSL | tissue simulating liquid |
| ConvF | sensitivity in TSL / NORM x,y,z |
| N/A | not applicable or not measured |

Calibration is Performed According to the Following Standards:

- IEEE Std 1528-2013, "IEEE Recommended Practice for Determining the Peak Spatial-Averaged Specific Absorption Rate (SAR) in the Human Head from Wireless Communications Devices: Measurement Techniques", June 2013
- IEC 62209-1, "Procedure to measure the Specific Absorption Rate (SAR) for hand-held devices used in close proximity to the ear (frequency range of 300 MHz to 3 GHz)", February 2005
- IEC 62209-2, "Procedure to determine the Specific Absorption Rate (SAR) for wireless communication devices used in close proximity to the human body (frequency range of 30 MHz to 6 GHz)", March 2010
- KDB 865664, "SAR Measurement Requirements for 100 MHz to 6 GHz"

Additional Documentation:

- DASY4/5 System Handbook

Methods Applied and Interpretation of Parameters:

- Measurement Conditions:** Further details are available from the Validation Report at the end of the certificate. All figures stated in the certificate are valid at the frequency indicated.
- Antenna Parameters with TSL:** The dipole is mounted with the spacer to position its feed point exactly below the center marking of the flat phantom section, with the arms oriented parallel to the body axis.
- Feed Point Impedance and Return Loss:** These parameters are measured with the dipole positioned under the liquid filled phantom. The impedance stated is transformed from the measurement at the SMA connector to the feed point. The Return Loss ensures low reflected power. No uncertainty required.
- Electrical Delay:** One-way delay between the SMA connector and the antenna feed point. No uncertainty required.
- SAR measured:** SAR measured at the stated antenna input power.
- SAR normalized:** SAR as measured, normalized to an input power of 1 W at the antenna connector.
- SAR for nominal TSL parameters:** The measured TSL parameters are used to calculate the nominal SAR result.

The reported uncertainty of measurement is stated as the standard uncertainty of measurement multiplied by the coverage factor $k=2$, which for a normal distribution corresponds to a coverage probability of approximately 95%.

Measurement Conditions

DASY system configuration, as far as not given on page 1.

| | | |
|-------------------------------------|------------------------|-------------|
| DASY Version | DASY5 | V52.8.8 |
| Extrapolation | Advanced Extrapolation | |
| Phantom | Modular Flat Phantom | |
| Distance Dipole Center - TSL | 10 mm | with Spacer |
| Zoom Scan Resolution | dx, dy, dz = 5 mm | |
| Frequency | 2450 MHz ± 1 MHz | |

Head TSL parameters

The following parameters and calculations were applied.

| | Temperature | Permittivity | Conductivity |
|--|-----------------|--------------|------------------|
| Nominal Head TSL parameters | 22.0 °C | 39.2 | 1.80 mho/m |
| Measured Head TSL parameters | (22.0 ± 0.2) °C | 38.1 ± 6 % | 1.87 mho/m ± 6 % |
| Head TSL temperature change during test | < 0.5 °C | ---- | ---- |

SAR result with Head TSL

| SAR averaged over 1 cm³ (1 g) of Head TSL | Condition | |
|---|--------------------|---------------------------------|
| SAR measured | 250 mW input power | 13.7 W/kg |
| SAR for nominal Head TSL parameters | normalized to 1W | 53.5 W/kg ± 17.0 % (k=2) |

| SAR averaged over 10 cm³ (10 g) of Head TSL | condition | |
|---|--------------------|---------------------------------|
| SAR measured | 250 mW input power | 6.33 W/kg |
| SAR for nominal Head TSL parameters | normalized to 1W | 25.0 W/kg ± 16.5 % (k=2) |

Body TSL parameters

The following parameters and calculations were applied.

| | Temperature | Permittivity | Conductivity |
|--|-----------------|--------------|------------------|
| Nominal Body TSL parameters | 22.0 °C | 52.7 | 1.95 mho/m |
| Measured Body TSL parameters | (22.0 ± 0.2) °C | 52.4 ± 6 % | 2.03 mho/m ± 6 % |
| Body TSL temperature change during test | < 0.5 °C | ---- | ---- |

SAR result with Body TSL

| SAR averaged over 1 cm³ (1 g) of Body TSL | Condition | |
|---|--------------------|---------------------------------|
| SAR measured | 250 mW input power | 13.2 W/kg |
| SAR for nominal Body TSL parameters | normalized to 1W | 51.7 W/kg ± 17.0 % (k=2) |

| SAR averaged over 10 cm³ (10 g) of Body TSL | condition | |
|---|--------------------|---------------------------------|
| SAR measured | 250 mW input power | 6.12 W/kg |
| SAR for nominal Body TSL parameters | normalized to 1W | 24.2 W/kg ± 16.5 % (k=2) |

Appendix (Additional assessments outside the scope of SCS 0108)

Antenna Parameters with Head TSL

| | |
|--------------------------------------|--------------------------------|
| Impedance, transformed to feed point | 54.0 Ω + 1.4 j Ω |
| Return Loss | - 27.8 dB |

Antenna Parameters with Body TSL

| | |
|--------------------------------------|--------------------------------|
| Impedance, transformed to feed point | 51.5 Ω + 2.9 j Ω |
| Return Loss | - 29.7 dB |

General Antenna Parameters and Design

| | |
|----------------------------------|----------|
| Electrical Delay (one direction) | 1.157 ns |
|----------------------------------|----------|

After long term use with 100W radiated power, only a slight warming of the dipole near the feedpoint can be measured.

The dipole is made of standard semirigid coaxial cable. The center conductor of the feeding line is directly connected to the second arm of the dipole. The antenna is therefore short-circuited for DC-signals. On some of the dipoles, small end caps are added to the dipole arms in order to improve matching when loaded according to the position as explained in the "Measurement Conditions" paragraph. The SAR data are not affected by this change. The overall dipole length is still according to the Standard.

No excessive force must be applied to the dipole arms, because they might bend or the soldered connections near the feedpoint may be damaged.

Additional EUT Data

| | |
|-----------------|-------------------|
| Manufactured by | SPEAG |
| Manufactured on | December 30, 2014 |

DASY5 Validation Report for Head TSL

Date: 14.08.2015

Test Laboratory: SPEAG, Zurich, Switzerland

DUT: Dipole 2450 MHz; Type: D2450V2; Serial: D2450V2 - SN: 973

Communication System: UID 0 - CW; Frequency: 2450 MHz

Medium parameters used: $f = 2450$ MHz; $\sigma = 1.87$ S/m; $\epsilon_r = 38.1$; $\rho = 1000$ kg/m³

Phantom section: Flat Section

Measurement Standard: DASY5 (IEEE/IEC/ANSI C63.19-2011)

DASY52 Configuration:

- Probe: ES3DV3 - SN3205; ConvF(4.54, 4.54, 4.54); Calibrated: 30.12.2014;
- Sensor-Surface: 3mm (Mechanical Surface Detection)
- Electronics: DAE4 Sn601; Calibrated: 18.08.2014
- Phantom: Flat Phantom 5.0 (front); Type: QD000P50AA; Serial: 1001
- DASY52 52.8.8(1222); SEMCAD X 14.6.10(7331)

Dipole Calibration for Head Tissue/Pin=250 mW, d=10mm/Zoom Scan (7x7x7)/Cube 0:


Measurement grid: dx=5mm, dy=5mm, dz=5mm

Reference Value = 102.2 V/m; Power Drift = 0.01 dB

Peak SAR (extrapolated) = 28.4 W/kg

SAR(1 g) = 13.7 W/kg; SAR(10 g) = 6.33 W/kg

Maximum value of SAR (measured) = 18.2 W/kg



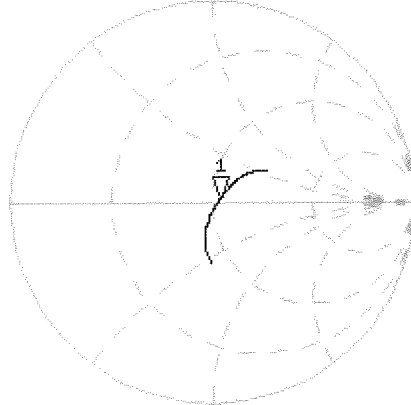
0 dB = 18.2 W/kg = 12.60 dBW/kg

Impedance Measurement Plot for Head TSL

14 Aug 2015 10:55:46

CH1 S11 1 U FS 1: 53.967 Ω 1.4414 Ω 93.635 μH 2 450.000 000 MHz

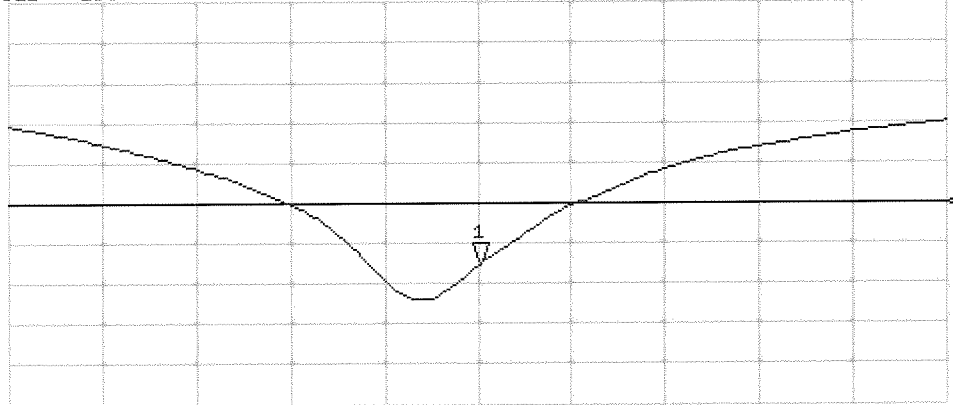
*
De1
Ca



Avg
16
H1d

CH2 S11 LOG 5 dB/REF -20 dB 1:-27.832 dB 2 450.000 000 MHz

De1
Ca



Avg
16
H1d

START 2 250.000 000 MHz

STOP 2 650.000 000 MHz

DASY5 Validation Report for Body TSL

Date: 14.08.2015

Test Laboratory: SPEAG, Zurich, Switzerland

DUT: Dipole 2450 MHz; Type: D2450V2; Serial: D2450V2 - SN: 973

Communication System: UID 0 - CW; Frequency: 2450 MHz

Medium parameters used: $f = 2450$ MHz; $\sigma = 2.03$ S/m; $\epsilon_r = 52.4$; $\rho = 1000$ kg/m³

Phantom section: Flat Section

Measurement Standard: DASY5 (IEEE/IEC/ANSI C63.19-2011)

DASY52 Configuration:

- Probe: ES3DV3 - SN3205; ConvF(4.32, 4.32, 4.32); Calibrated: 30.12.2014;
- Sensor-Surface: 3mm (Mechanical Surface Detection)
- Electronics: DAE4 Sn601; Calibrated: 18.08.2014
- Phantom: Flat Phantom 5.0 (back); Type: QD000P50AA; Serial: 1002
- DASY52 52.8.8(1222); SEMCAD X 14.6.10(7331)

Dipole Calibration for Body Tissue/Pin=250 mW, d=10mm/Zoom Scan (7x7x7)/Cube 0:


Measurement grid: dx=5mm, dy=5mm, dz=5mm

Reference Value = 95.96 V/m; Power Drift = 0.00 dB

Peak SAR (extrapolated) = 27.6 W/kg

SAR(1 g) = 13.2 W/kg; SAR(10 g) = 6.12 W/kg

Maximum value of SAR (measured) = 17.5 W/kg



0 dB = 17.5 W/kg = 12.43 dBW/kg

Impedance Measurement Plot for Body TSL

14 Aug 2015 13:35:49

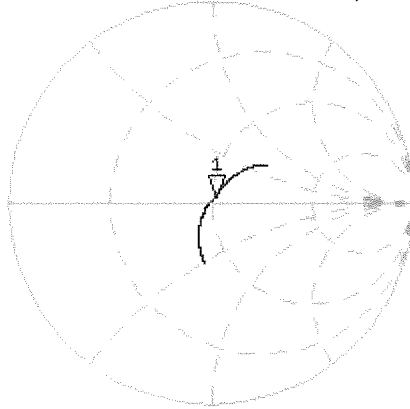
CH1 S11 1 U FS 1: 51.482 Ω 2.9473 Ω 191.46 μH 2 450.000 000 MHz

*
De1

CA

Avg
16

H1d

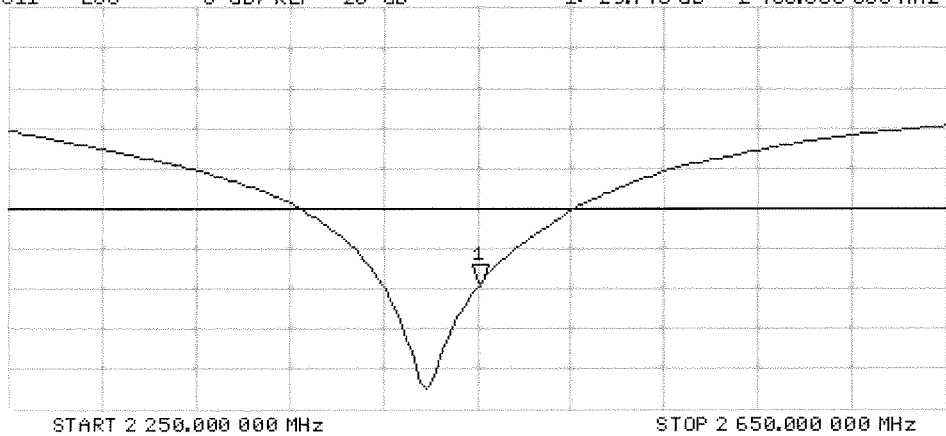


CH2 S11 LOG 5 dB/REF -20 dB 1: -29.743 dB 2 450.000 000 MHz

CA

Avg
16

H1d





Dipole Internal Verification Record

NO. : SAR-D2450-17-2

| | | | | | |
|---------------------------|--------|--------------|---------|------------------|------------|
| Asset No. : | E537 | Model No. : | D2450V2 | Cal. Date : | 2017/4/18 |
| Equipment : | Dipole | Serial No. : | 973 | Next Cal. Date : | 2017/10/18 |
| Environmental condition : | | Temp : | 22.8 °C | R.H. : | 57 % |

Standard List

| | | |
|---|--------------------|--|
| 1 | IEEE Std 1528-2013 | IEEE Recommended Practice for Determining the Peak Spatial-Averaged Specific Absorption Rate(SAR) in the Human Head from Wireless Communication Devices: Measurement Techniques, June 2013 |
| 2 | IEC 62209-2 | Procedure to determine the Specific Absorption Rate (SAR) for wireless communication devices used in close proximity to the human body(frequency range of 30 MHz to 6 GHz), March 2010 |
| 3 | KDB865664 | SAR Measurement Requirements for 100 MHz to 6 GHz |

Equipment Information

| | | | | | | |
|-------------|----------------|-------------|--------------|------------------|-------------------|-------------|
| Equipment : | Manufacturer : | Model No. : | Serial No. : | Cal.Organization | Certificate No. : | Cal. Date : |
| ENA | Keysight | E5071C | MY46524658 | ETC | 16-12-BAC-032-01 | 2016/12/6 |

Originak Cal. Report

| | | | | | | |
|-------------|----------------|-------------|--------------|------------------|-------------------|---------------|
| Equipment : | Manufacturer : | Model No. : | Serial No. : | Cal.Organization | Certificate No. : | Cal. Date : |
| Dipole | Speag | D2450V2 | 973 | SAS | D2450V2-973_ANg15 | Aug. 14, 2015 |

Calibration Value :

For Head Tissue

| Frequency | Item | Originak Cal. Result | Verified Result | Deviation | Result | Annex |
|-----------|---|----------------------|-----------------|-----------|--------|-------|
| 2450MHz | Impedance, transformed to feed point(Ω) | 53.967 | 52.252 | 1.715 | Pass | a |
| | Impedance, transformed to feed point(Ω) (Imaginary Part) | 1.4414 | 1.6282 | -0.1868 | Pass | a |
| | Return Loss(dB) | -27.832 | -24.446 | -3.386 | Pass | a |

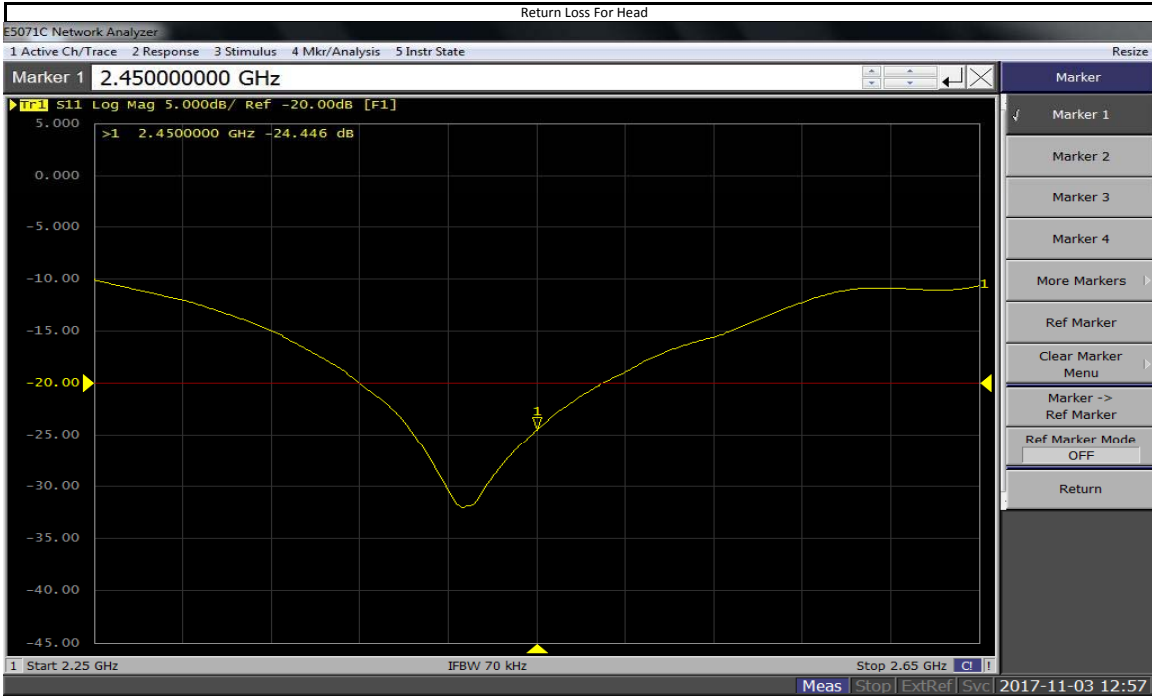
For Body Tissue

| Frequency | Item | Originak Cal. Result | Verified Result | Deviation | Result | Annex |
|-----------|---|----------------------|-----------------|-----------|--------|-------|
| 2450MHz | Impedance, transformed to feed point(Ω) | 51.482 | 49.856 | 1.626 | Pass | b |
| | Impedance, transformed to feed point(Ω) (Imaginary Part) | 2.9473 | 1.2528 | 1.6945 | Pass | b |
| | Return Loss(dB) | -29.743 | -28.643 | -1.1 | Pass | b |

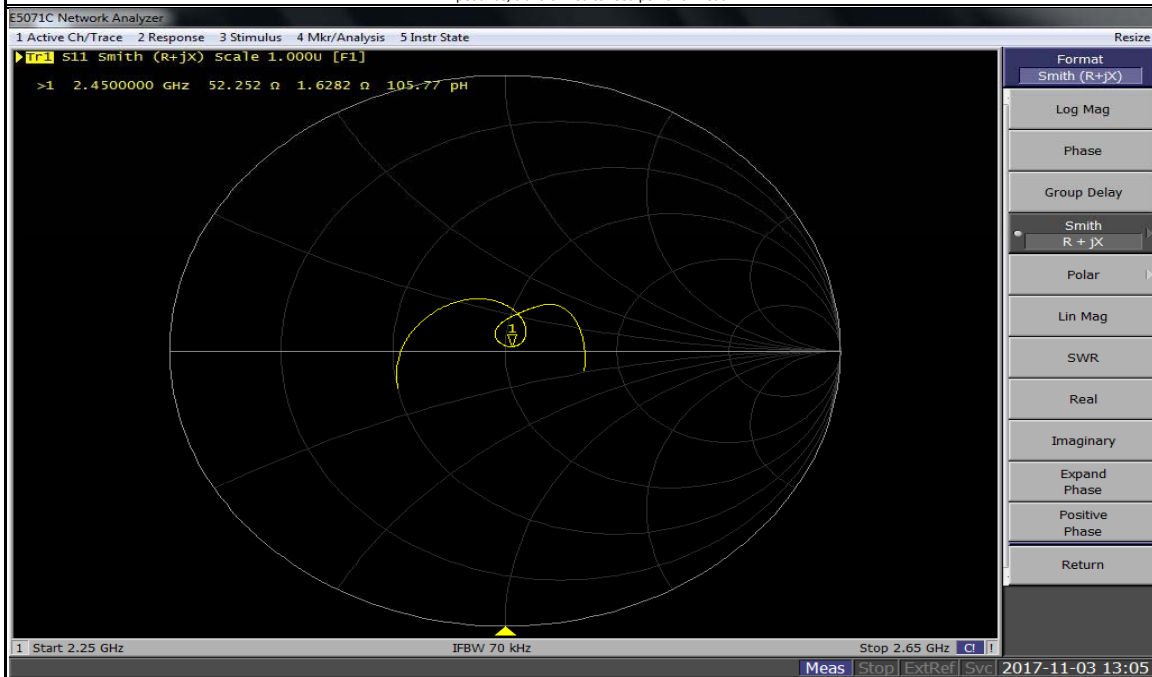
Note : SAR System Uncertainty : % , (95% CONFIDENCE LEVEL , Expanded uncertainty K=2)

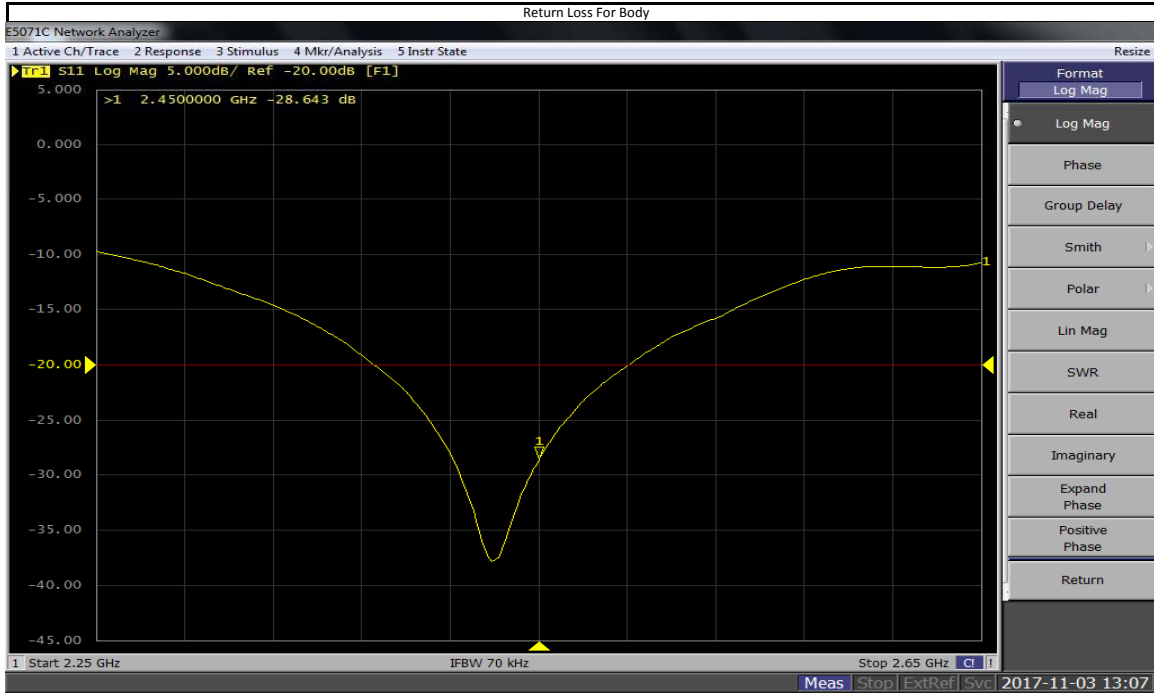
Tester : Morrison Huang

Technical Director : Herbot Liu



Impedance, transformed to feed point For Head





Impedance, transformed to feed point For Body

