


8. SETUP PHOTOS

ANTENNA PORT CONDUCTED RF MEASUREMENT SETUP




RADIATED RF MEASUREMENT SETUP




RADIATED BACK PHOTO



POWERLINE CONDUCTED EMISSIONS MEASUREMENT SETUP






APPENDIX A – MODIFICATIONS TO EUT FOR DIGITAL CLASS A DEVICE

HTT Project EMI Modification

Date: 6-29-2006
By David Lam

Steward: 28A2736-0A2

Steward: 28A2736-0A2



E tronic: F5-NF-70

SA138 cable

END OF REPORT