

# Downtilt Panel Omni (MA-ANT-3-D5/6)

The Downtilt Panel Omnidirectional antenna is ideal for medium ceiling (8-25ft) aesthetic consensus installations. Some example uses are medium-density deployments like cube office space and vestibules.

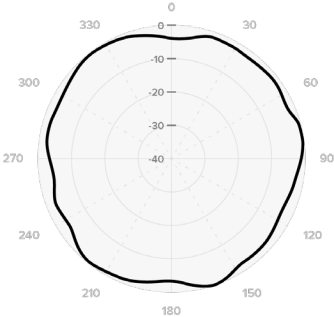


## Specifications

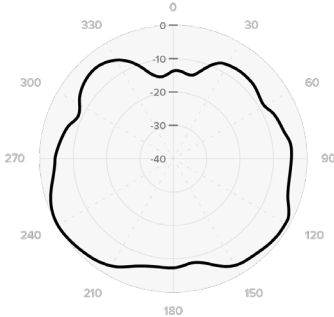
<p><b>Electrical</b></p> <p>Antenna type: Omni-directional</p> <p>Frequency range: 2.400-2.500, 5.150-5.875 GHz</p> <p>Gain (per antenna element):</p> <ul style="list-style-type: none"> <li>D5: 2.9 dBi (2.9) / 3.7 dBi (5)</li> <li>D6: 2.9 dBi (2.9) / 3.7 dBi (5)</li> </ul> <p>Polarization: Linear, vertical/horizontal</p> <p>Half power beamwidth / horizontal: 360°</p> <p>Half power beamwidth / vertical: 60° / 60°</p> <p>Centered at +/- 45° down angle</p>	<p><b>Physical and Environmental:</b></p> <p>Dimensions:</p> <ul style="list-style-type: none"> <li>D5: 8.86" x 1.46" (225 mm x 37 mm)</li> <li>D6: 8.86" x 1.46" (225 mm x 37 mm)</li> </ul> <p>Weight:</p> <ul style="list-style-type: none"> <li>D5: 20.11 oz (0.57 kg)</li> <li>D6: 20.81 oz (0.59 kg)</li> </ul> <p>Material: PC-ABS</p> <p>Temperature: 32 °F to 104 °F (0 °C to 40 °C)</p> <p>Humidity: 5% - 93%</p> <p>Connector: RP-TNC</p>
<p><b>Cables</b></p> <p>Aliner RG316, 1M</p>	<p><b>Warranty</b></p> <p>1 year hardware warranty included</p>
<p><b>Mounting</b></p> <p>Mounts to walls, poles, and ceiling tiles</p> <p>Flush-mount solution included</p> <p>Surface mount and pipe mount solution sold separately</p>	<p><b>Ordering Information</b></p> <p>MA-ANT-3-D5/6</p> <p>MA-MNT-ANT-3 (Horizontal Mounting Bracket)</p> <p>MA-MNT-ANT-4 (Vertical Mounting Bracket)</p>
	<p><b>Regulatory</b></p> <p>Certified for use with MR42E: MA-ANT-3-D5</p> <p>Certified for use with MR53E: MA-ANT-3-D6</p>

**MA-ANT-D5**

**Radiation Pattern for 2.4 GHz Antennas**



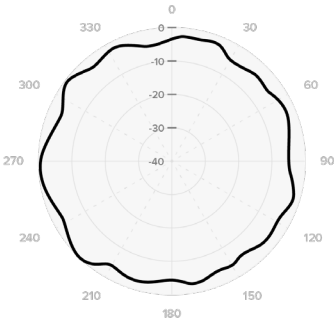
**H-Plane  
Co-Polar**



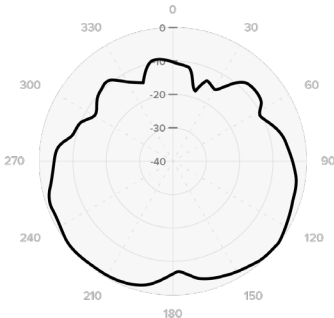
**V-Plane  
Co-Polar**

**MA-ANT-D5**

**Radiation Pattern for 5 GHz Antennas**



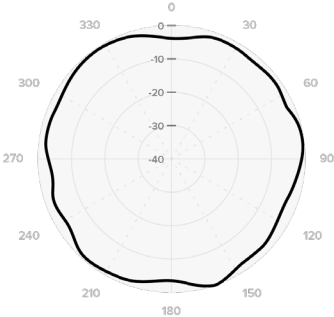
**H-Plane  
Co-Polar**



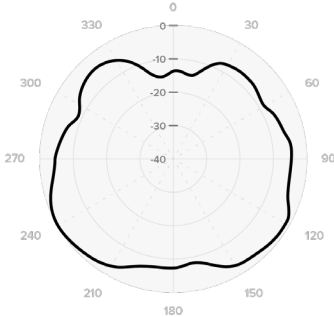
**V-Plane  
Co-Polar**

**MA-ANT-D6**

**Radiation Pattern for 2.4 GHz Antennas**



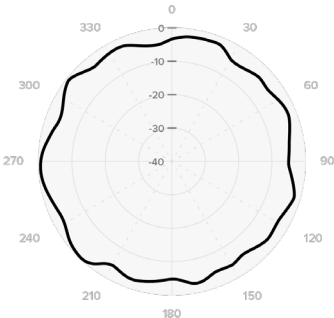
**H-Plane  
Co-Polar**



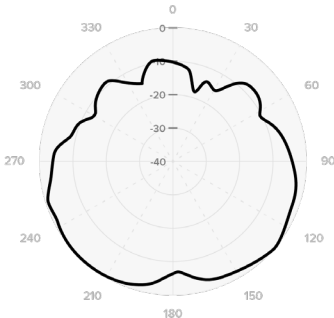
**V-Plane  
Co-Polar**

**MA-ANT-D6**

**Radiation Pattern for 5 GHz Antennas**



**H-Plane  
Co-Polar**



**V-Plane  
Co-Polar**