


1. Photographs of Conducted Emissions Test Configuration

Test Mode: Mode 1

FRONT VIEW




REAR VIEW




2. Photographs of Radiated Emissions Test Configuration

Test Configuration: 30MHz~1GHz / Test Mode: Mode 5

FRONT VIEW



REAR VIEW




**Test Configuration: Above 1GHz
For Radiated Emission
For Antenna 1**

FRONT VIEW




REAR VIEW



For Antenna 3

FRONT VIEW




REAR VIEW



For Antenna 4

FRONT VIEW




REAR VIEW



For Antenna 5

FRONT VIEW




REAR VIEW




For Antenna 6

FRONT VIEW



REAR VIEW




For Band Edge Emission

For Antenna 1

Test Mode: 1T1S and 2T1S

FRONT VIEW



REAR VIEW




Test Mode: 4T1S

FRONT VIEW




REAR VIEW



For Antenna 3

Test Mode: 1T1S, 2T1S and 4T1S

FRONT VIEW




REAR VIEW



For Antenna 4

Test Mode: 1T1S, 2T1S and 4T1S

FRONT VIEW




REAR VIEW



For Antenna 5

Test Mode: 1T1S, 2T1S and 4T1S

FRONT VIEW




REAR VIEW



For Antenna 6

Test Mode: 1T1S, 2T1S and 4T1S

FRONT VIEW



REAR VIEW



————THE END————