

# FCC Test Report

FCC ID : UDX-60082010  
Equipment : Network Camera  
Brand Name : CISCO  
Model Name : MV32-HW  
Applicant/  
Manufacturer : Cisco Systems  
170 West Tasman Drive  
San Jose, California. 95134  
United States  
Standard : 47 CFR FCC Part 15.247

The product was received on May 24, 2018, and testing was started from Oct. 24, 2018 and completed on Oct. 26, 2018. We, SPORTON INTERNATIONAL INC. EMC & Wireless Communications Laboratory, would like to declare that the tested sample has been evaluated in accordance with the procedures given in ANSI C63.10-2013 and shown compliance with the applicable technical standards.

The report must not be used by the client to claim product certification, approval, or endorsement by TAF or any agency of government.

The test results in this report apply exclusively to the tested model / sample. Without written approval of SPORTON INTERNATIONAL INC. EMC & Wireless Communications Laboratory, the test report shall not be reproduced except in full.



Approved by: Allen Lin

**SPORTON INTERNATIONAL INC. EMC & Wireless Communications Laboratory**

No. 52, Huaya 1st Rd., Guishan Dist., Taoyuan City, Taiwan (R.O.C.)



# Table of Contents

**HISTORY OF THIS TEST REPORT .....3**

**SUMMARY OF TEST RESULT .....4**

**1 GENERAL DESCRIPTION .....5**

1.1 Information.....5

1.2 Testing Applied Standards .....7

1.3 Testing Location Information .....7

1.4 Measurement Uncertainty .....7

**2 TEST CONFIGURATION OF EUT.....8**

2.1 Test Condition .....8

2.2 Test Channel Mode .....8

2.3 The Worst Case Measurement Configuration.....10

2.4 Support Equipment.....11

2.5 Test Setup Diagram .....12

**3 TRANSMITTER TEST RESULT .....13**

3.1 AC Power-line Conducted Emissions .....13

3.2 DTS Bandwidth.....14

3.3 Maximum Conducted Output Power .....15

3.4 Power Spectral Density .....17

3.5 Emissions in Non-restricted Frequency Bands .....18

3.6 Emissions in Restricted Frequency Bands.....19

**4 TEST EQUIPMENT AND CALIBRATION DATA .....23**

**APPENDIX A. TEST RESULTS OF AC POWER-LINE CONDUCTED EMISSIONS**

**APPENDIX B. TEST RESULTS OF DTS BANDWIDTH**

**APPENDIX C. TEST RESULTS OF MAXIMUM CONDUCTED OUTPUT POWER**

**APPENDIX D. TEST RESULTS OF POWER SPECTRAL DENSITY**

**APPENDIX E. TEST RESULTS OF EMISSIONS IN NON-RESTRICTED FREQUENCY BANDS**

**APPENDIX F. TEST RESULTS OF EMISSIONS IN RESTRICTED FREQUENCY BANDS**

**APPENDIX G. TEST RESULTS OF RADIATED EMISSION CO-LOCATION**

**TEST SETUP PHOTOS V01**

**PHOTOGRAPHS OF EUT V01**



### History of this test report

Report No.	Version	Description	Issued Date
FR851627AC	01	Initial issue of report	Dec. 14, 2018



### Summary of Test Result

Report Clause	Ref. Std. Clause	Test Items	Result (PASS/FAIL)	Remark
1.1.2	15.203	Antenna Requirement	PASS	FCC 15.203
3.1	15.207	AC Power-line Conducted Emissions	PASS	FCC 15.207
3.2	15.247(a)	DTS Bandwidth	PASS	≥500kHz
3.3	15.247(b)	Maximum Conducted Output Power	PASS	Power [dBm]: 30
3.4	15.247(e)	Power Spectral Density	PASS	PSD [dBm/3kHz]: 8
3.5	15.247(d)	Emissions in Non-restricted Frequency Bands	PASS	Non-Restricted Bands: > 30 dBc
3.6	15.247(d)	Emissions in Restricted Frequency Bands	PASS	Restricted Bands: FCC 15.209

**Declaration of Conformity:**

The test results with all measurement uncertainty excluded are presented in accordance with the regulation limits or requirements declared by manufacturers.

**Comments and explanations:**

None

**Reviewed by: Sam Tsai**

**Report Producer: Michelle Tsai**

# 1 General Description

## 1.1 Information

### 1.1.1 RF General Information

Frequency Range (MHz)	IEEE Std. 802.11	Ch. Frequency (MHz)	Channel Number
2400-2483.5	b, g, n (HT20)	2412-2462	1-11 [11]
2400-2483.5	n (HT40)	2422-2452	3-9 [7]

Band	Mode	BWch (MHz)	Nant
2.4-2.4835GHz	802.11b	20	1TX
2.4-2.4835GHz	802.11g	20	1TX
2.4-2.4835GHz	802.11n HT20	20	1TX
2.4-2.4835GHz	802.11n HT40	40	1TX

Note:

- ◆ 11b mode uses a combination of DSSS-DBPSK, DQPSK, CCK modulation.
- ◆ 11g, HT20 and HT40 use a combination of OFDM-BPSK, QPSK, 16QAM, 64QAM modulation.
- ◆ BWch is the nominal channel bandwidth.

### 1.1.2 Antenna Information

Ant.	Brand	Model Name	Antenna Type	Connector
1	ARISTOTLE	RFA-25-AP628-P1-U	PIFA Antenna	I-PEX
2	ARISTOTLE	RFA-25-AP628-P2-U	Dipole Antenna	I-PEX

Ant.	Port	Gain (dBi)		
		2.4G	5G	BT
1	1	-2.22	-1.69	-2.22
2	2	-1.4	-1.36	-

**For 2.4 GHz function:**

For IEEE 802.11b/g/n mode (1TX/1RX)

The EUT support diversity function, Ant. 1 or Ant. 2 can be used as transmitting/receiving antenna.

**For 5 GHz function:**

For IEEE 802.11a/n/ac mode (1TX/1RX)

The EUT support diversity function, Ant. 1 or Ant. 2 can be used as transmitting/receiving antenna.

**For Bluetooth function:**

For Bluetooth mode (1TX/1RX)

Only Ant. 1 can be used as transmitting/receiving antenna.



1.1.3 EUT Information

Operational Condition				
EUT Power Type	From PoE			
EUT Function	<input checked="" type="checkbox"/>	Point-to-multipoint	<input type="checkbox"/>	Point-to-point
Beamforming Function	<input type="checkbox"/>	With beamforming	<input checked="" type="checkbox"/>	Without beamforming
Type of EUT				
<input checked="" type="checkbox"/>	Stand-alone			
<input type="checkbox"/>	Combined (EUT where the radio part is fully integrated within another device)			
	Combined Equipment - Brand Name / Model No.: ...			
<input type="checkbox"/>	Plug-in radio (EUT intended for a variety of host systems)			
	Host System - Brand Name / Model No.: ...			
<input type="checkbox"/>	Other:			

1.1.4 Mode Test Duty Cycle

Mode	DC	DCF(dB)	T(s)	VBW(Hz) ≥ 1/T
802.11b	0.98	0.088	n/a (DC>=0.98)	n/a (DC>=0.98)
802.11g	0.872	0.595	1.366m	1k
802.11n HT20	0.872	0.595	1.278m	1k
802.11n HT40	0.742	1.296	639.062u	3k



### 1.2 Testing Applied Standards

According to the specifications of the manufacturer, the EUT must comply with the requirements of the following standards:

- ◆ 47 CFR FCC Part 15
- ◆ ANSI C63.10-2013
- ◆ KDB 558074 D01 v05

### 1.3 Testing Location Information

Testing Location		
<input checked="" type="checkbox"/>	HWA YA	ADD : No. 52, Huaya 1st Rd., Guishan Dist., Taoyuan City, Taiwan (R.O.C.) TEL : 886-3-327-3456 FAX : 886-3-327-0973
Test site Designation No. TW1190 with FCC.		
<input type="checkbox"/>	JHUBEI	ADD : No.8, Ln. 724, Bo'ai St., Zhubei City, Hsinchu County, Taiwan (R.O.C.) TEL : 886-3-656-9065 FAX : 886-3-656-9085
Test site Designation No. TW0006 with FCC.		

Test Condition	Test Site No.	Test Engineer	Test Environment	Test Date
RF Conducted	TH06-HY	Dexter	25°C / 59%	24/Oct/2018
Radiated	03CH09-HY	Andy	23.9°C / 61%	24/Oct/2018
AC Conduction	CO04-HY	Andy	23.7°C / 61%	26/Oct/2018

### 1.4 Measurement Uncertainty

ISO/IEC 17025 requires that an estimate of the measurement uncertainties associated with the emissions test results be included in the report. The measurement uncertainties given below are based on a 95% confidence level (based on a coverage factor (k=2))

Test Items	Uncertainty	Remark
Conducted Emission (150kHz ~ 30MHz)	3.6 dB	Confidence levels of 95%
Radiated Emission (9kHz ~ 30MHz)	3.0 dB	Confidence levels of 95%
Radiated Emission (30MHz ~ 1,000MHz)	4.3 dB	Confidence levels of 95%
Radiated Emission (1GHz ~ 18GHz)	3.9 dB	Confidence levels of 95%
Radiated Emission (18GHz ~ 40GHz)	3.5 dB	Confidence levels of 95%
Conducted Emission	1.3 dB	Confidence levels of 95%
Temperature	0.7 °C	Confidence levels of 95%
Humidity	4 %	Confidence levels of 95%



## 2 Test Configuration of EUT

### 2.1 Test Condition

RF Conducted	Abbreviation	Remark
TnomVnom	Tnom	20°C
-	Vnom	110V

### 2.2 Test Channel Mode

Test Software Version	QRCT V3.0.93.0
-----------------------	----------------

Mode	PowerSetting
802.11b_Nss1,(1Mbps)_1TX(Port2)	-
2412MHz	21
2417MHz	
2422MHz	
2437MHz	21
2447MHz	
2452MHz	
2457MHz	
2462MHz	21
802.11g_Nss1,(6Mbps)_1TX(Port2)	-
2412MHz	18.5
2417MHz	21
2422MHz	
2437MHz	21
2447MHz	21
2452MHz	20.5
2457MHz	19
2462MHz	17.5
802.11n HT20_Nss1,(MCS0)_1TX(Port2)	-
2412MHz	18
2417MHz	20.5
2422MHz	21
2437MHz	21
2447MHz	21
2452MHz	20
2457MHz	18.5








<b>Mode</b>	<b>PowerSetting</b>
2462MHz	17.5
802.11n HT40_Nss1,(MCS0)_1TX(Port2)	-
2422MHz	17
2427MHz	17.5
2432MHz	18
2437MHz	18.5
2442MHz	18
2447MHz	17.5
2452MHz	17

### 2.3 The Worst Case Measurement Configuration

The Worst Case Mode for Following Conformance Tests	
Tests Item	AC power-line conducted emissions
Condition	AC power-line conducted measurement for line and neutral
Operating Mode	CTX
1	PoE Mode_PIFA Antenna
2	PoE Mode_Dipole Antenna

The Worst Case Mode for Following Conformance Tests	
Tests Item	DTS Bandwidth Maximum Conducted Output Power Power Spectral Density Emissions in Non-restricted Frequency Bands
Test Condition	Conducted measurement at transmit chains

The Worst Case Mode for Following Conformance Tests			
Tests Item	Emissions in Restricted Frequency Bands		
Test Condition	Radiated measurement If EUT consist of multiple antenna assembly (multiple antenna are used in EUT regardless of spatial multiplexing MIMO configuration), the radiated test should be performed with highest antenna gain of each antenna type.		
Operating Mode < 1GHz	CTX		
1	PoE Mode_PIFA Antenna		
2	PoE Mode_Dipole Antenna		
Operating Mode > 1GHz	CTX		
Orthogonal Planes of EUT	X Plane	Y Plane	Z Plane
			
Worst Planes of EUT		V(Mode 1)	V(Mode 2)

The Worst Case Mode for Following Conformance Tests	
Tests Item	Simultaneous Transmission Analysis
Test Condition	Radiated measurement
Operating Mode	Normal Link
1	Bluetooth+WLAN 2.4GHz
2	Bluetooth+WLAN 5GHz

Refer to Sporton Test Report No.: FA851627 for Co-location RF Exposure Evaluation and Appendix G for Radiated Emission Co-location.

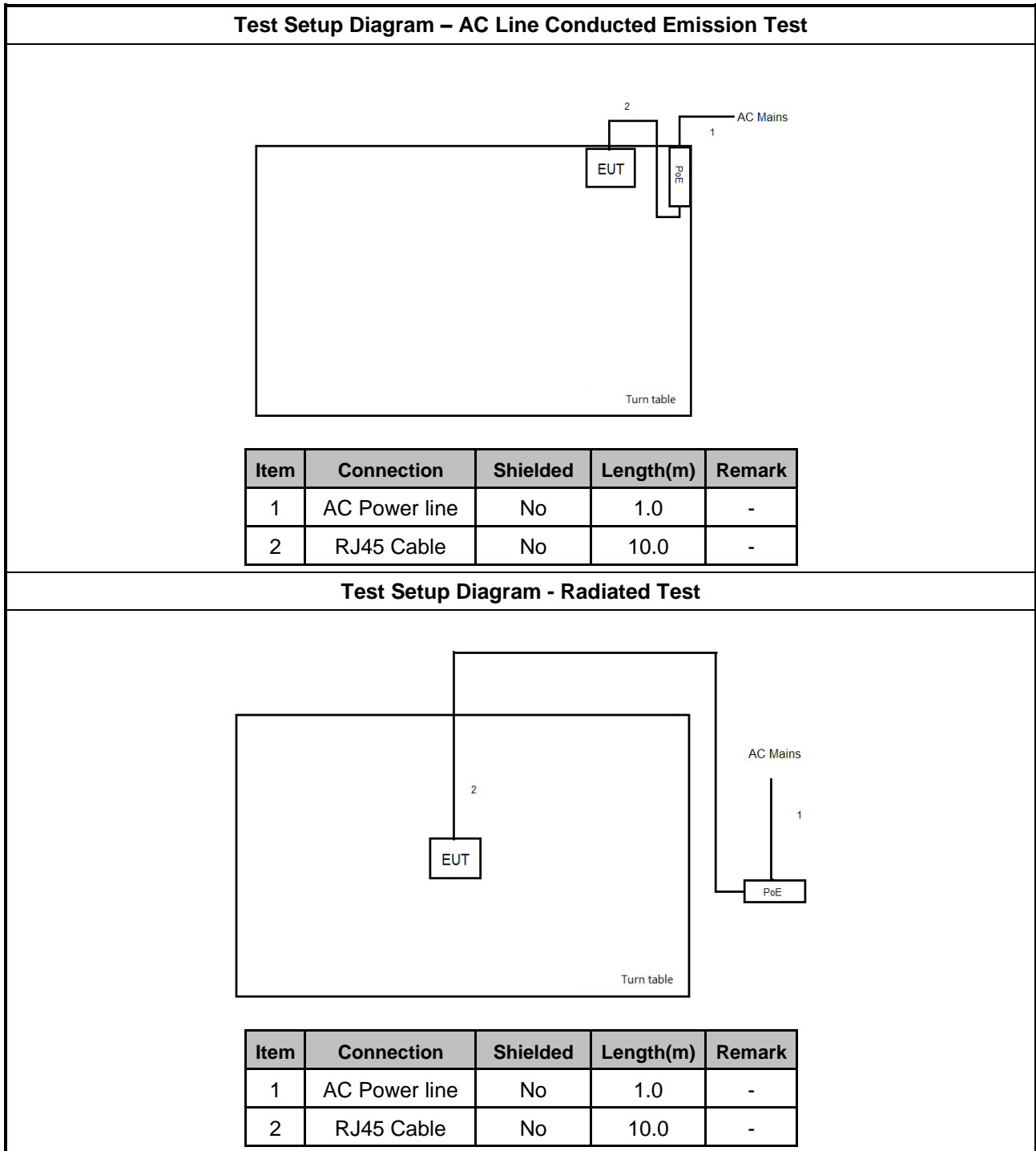


## 2.4 Support Equipment

Support Equipment – RF Conducted				
No.	Equipment	Brand Name	Model Name	FCC ID
1	Notebook	DELL	E5410	DoC
2	Adapter for NB	DELL	HA65NM130	DoC
3	AC Power Source	GW	APS-9102	N/A

Support Equipment – Radiated Emission and AC Conduction				
No.	Equipment	Brand Name	Model Name	FCC ID
1	PoE (Client Provide)	CISCO	MA-INJ-4	N/A

## 2.5 Test Setup Diagram



### 3 Transmitter Test Result

#### 3.1 AC Power-line Conducted Emissions

##### 3.1.1 AC Power-line Conducted Emissions Limit

AC Power-line Conducted Emissions Limit		
Frequency Emission (MHz)	Quasi-Peak	Average
0.15-0.5	66 - 56 *	56 - 46 *
0.5-5	56	46
5-30	60	50

Note 1: \* Decreases with the logarithm of the frequency.

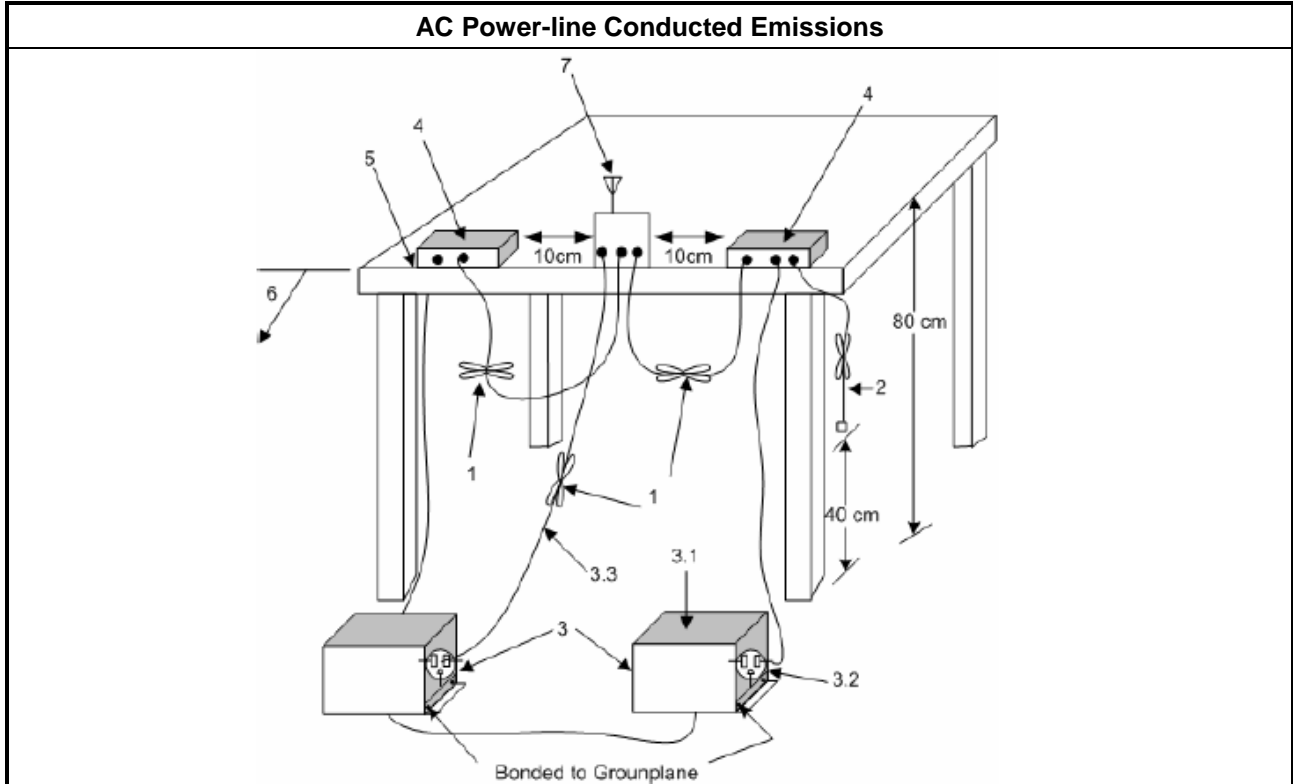
##### 3.1.2 Measuring Instruments

Refer a test equipment and calibration data table in this test report.

##### 3.1.3 Test Procedures

Test Method
<input checked="" type="checkbox"/> Refer as ANSI C63.10-2013, clause 6.2 for AC power-line conducted emissions.

##### 3.1.4 Test Setup



##### 3.1.5 Test Result of AC Power-line Conducted Emissions

Refer as Appendix A

### 3.2 DTS Bandwidth

#### 3.2.1 6dB Bandwidth Limit

6dB Bandwidth Limit	
Systems using digital modulation techniques:	
<ul style="list-style-type: none"> <li>▪ 6 dB bandwidth <math>\geq</math> 500 kHz.</li> </ul>	

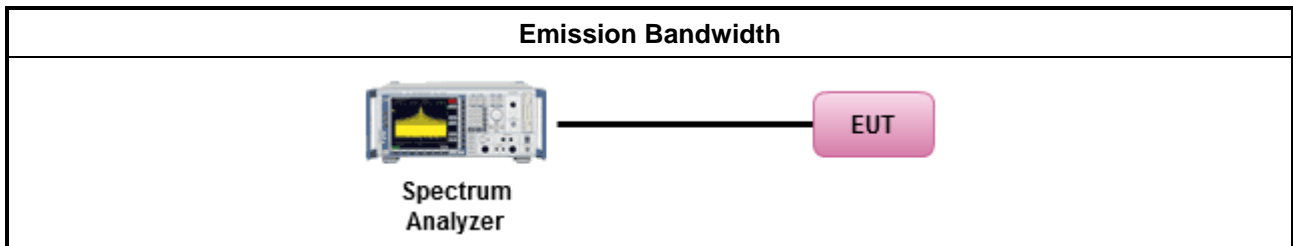
#### 3.2.2 Measuring Instruments

Refer a test equipment and calibration data table in this test report.

#### 3.2.3 Test Procedures

Test Method	
<ul style="list-style-type: none"> <li>▪ For the emission bandwidth shall be measured using one of the options below:</li> </ul>	
<input checked="" type="checkbox"/>	Refer as KDB 558074. clause 8.2 (11.9.2.2 of ANSI C63.10) DTS bandwidth measurement.
<input type="checkbox"/>	Refer as RSS-Gen, clause 6.7 for for occupied bandwidth testing.
<input type="checkbox"/>	Refer as ANSI C63.10, clause 6.9.3 for occupied bandwidth testing.

#### 3.2.4 Test Setup



#### 3.2.5 Test Result of Emission Bandwidth

Refer as Appendix B

### 3.3 Maximum Conducted Output Power

#### 3.3.1 Maximum Conducted Output Power Limit

Maximum Conducted Output Power Limit	
	<ul style="list-style-type: none"> <li>▪ If <math>G_{TX} \leq 6</math> dBi, then <math>P_{Out} \leq 30</math> dBm (1 W)</li> </ul>
	<ul style="list-style-type: none"> <li>▪ Point-to-multipoint systems (P2M): If <math>G_{TX} &gt; 6</math> dBi, then <math>P_{Out} = 30 - (G_{TX} - 6)</math> dBm</li> </ul>
	<ul style="list-style-type: none"> <li>▪ Point-to-point systems (P2P): If <math>G_{TX} &gt; 6</math> dBi, then <math>P_{Out} = 30 - (G_{TX} - 6)/3</math> dBm</li> </ul>
	<ul style="list-style-type: none"> <li>▪ Smart antenna system (SAS):</li> </ul>
	<ul style="list-style-type: none"> <li>- Single beam: If <math>G_{TX} &gt; 6</math> dBi, then <math>P_{Out} = 30 - (G_{TX} - 6)/3</math> dBm</li> </ul>
	<ul style="list-style-type: none"> <li>- Overlap beam: If <math>G_{TX} &gt; 6</math> dBi, then <math>P_{Out} = 30 - (G_{TX} - 6)/3</math> dBm</li> </ul>
	<ul style="list-style-type: none"> <li>- Aggregate power on all beams: If <math>G_{TX} &gt; 6</math> dBi, then <math>P_{Out} = 30 - (G_{TX} - 6)/3 + 8</math> dB dBm</li> </ul>
e.i.r.p. Power Limit:	
	<ul style="list-style-type: none"> <li>▪ 2400-2483.5 MHz Band</li> </ul>
	<ul style="list-style-type: none"> <li>▪ Point-to-multipoint systems (P2M): <math>P_{eirp} \leq 36</math> dBm (4 W)</li> </ul>
	<ul style="list-style-type: none"> <li>▪ Point-to-point systems (P2P): <math>P_{eirp} \leq \text{MAX}(36, [P_{Out} + G_{TX}])</math> dBm</li> </ul>
	<ul style="list-style-type: none"> <li>▪ Smart antenna system (SAS)</li> </ul>
	<ul style="list-style-type: none"> <li>- Single beam: <math>P_{eirp} \leq \text{MAX}(36, P_{Out} + G_{TX})</math> dBm</li> </ul>
	<ul style="list-style-type: none"> <li>- Overlap beam: <math>P_{eirp} \leq \text{MAX}(36, P_{Out} + G_{TX})</math> dBm</li> </ul>
	<ul style="list-style-type: none"> <li>- Aggregate power on all beams: <math>P_{eirp} \leq \text{MAX}(36, [P_{Out} + G_{TX} + 8])</math> dBm</li> </ul>
$P_{Out}$ = maximum peak conducted output power or maximum conducted output power in dBm, $G_{TX}$ = the maximum transmitting antenna directional gain in dBi.	


#### 3.3.2 Measuring Instruments

Refer a test equipment and calibration data table in this test report.

### 3.3.3 Test Procedures

Test Method	
<ul style="list-style-type: none"> <li>▪ Maximum Peak Conducted Output Power</li> </ul>	
<input type="checkbox"/>	Refer as KDB 558074, clause 8.3.1.1 (11.9.1.1 of ANSI C63.10) RBW ≥ EBW method.
<input type="checkbox"/>	Refer as KDB 558074, clause 8.3.1.2 (11.9.1.2 of ANSI C63.10) integrated band power method.
<input type="checkbox"/>	Refer as KDB 558074, clause 8.3.1.3 (11.9.1.3 of ANSI C63.10) peak power meter.
<ul style="list-style-type: none"> <li>▪ Maximum Average Conducted Output Power</li> </ul>	
<input type="checkbox"/>	Refer as KDB 558074, clause 8.3.2.2 (11.9.2.2 of ANSI C63.10) using a spectrum analyzer.
<input checked="" type="checkbox"/>	Refer as KDB 558074, clause 8.3.2.3 (11.9.2.3 of ANSI C63.10) using a power meter.
<ul style="list-style-type: none"> <li>▪ For conducted measurement.</li> </ul>	
<ul style="list-style-type: none"> <li>▪ If the EUT supports multiple transmit chains using options given below: Refer as KDB 662911, In-band power measurements. Using the measure-and-sum approach, measured all transmit ports individually. Sum the power (in linear power units e.g., mW) of all ports for each individual sample and save them.</li> </ul>	
<ul style="list-style-type: none"> <li>▪ If multiple transmit chains, EIRP calculation could be following as methods:  <math display="block">P_{total} = P_1 + P_2 + \dots + P_n</math>                     (calculated in linear unit [mW] and transfer to log unit [dBm])  <math display="block">EIRP_{total} = P_{total} + DG</math> </li> </ul>	

### 3.3.4 Test Setup



### 3.3.5 Test Result of Maximum Conducted Output Power

Refer as Appendix C



### 3.4 Power Spectral Density

#### 3.4.1 Power Spectral Density Limit

Power Spectral Density Limit
<ul style="list-style-type: none"> <li>Power Spectral Density (PSD) <math>\leq</math> 8 dBm/3kHz</li> </ul>

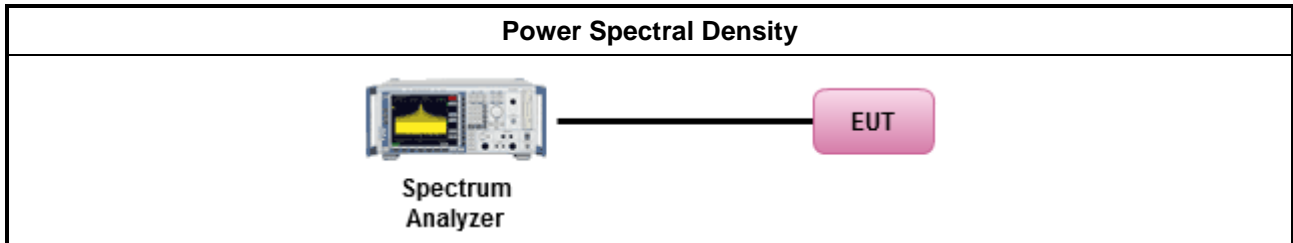
#### 3.4.2 Measuring Instruments

Refer a test equipment and calibration data table in this test report.

#### 3.4.3 Test Procedures

Test Method
<ul style="list-style-type: none"> <li>Peak power spectral density procedures that the same method as used to determine the conducted output power. If maximum peak conducted output power was measured to demonstrate compliance to the output power limit, then the peak PSD procedure below (Method PKPSD) shall be used. If maximum conducted output power was measured to demonstrate compliance to the output power limit, then one of the average PSD procedures shall be used, as applicable based on the following criteria (the peak PSD procedure is also an acceptable option).</li> </ul>
<input checked="" type="checkbox"/> Refer as KDB 558074, clause 8.4 (11.10 of ANSI C63.10) Method PKPSD.
<ul style="list-style-type: none"> <li>For conducted measurement.</li> </ul>
<ul style="list-style-type: none"> <li>If The EUT supports multiple transmit chains using options given below:             <ul style="list-style-type: none"> <li>Measure and sum the spectra across the outputs. Refer as KDB 662911, In-band power spectral density (PSD). Sample all transmit ports simultaneously using a spectrum analyzer for each transmit port. Where the trace bin-by-bin of each transmit port summing can be performed. (i.e., in the first spectral bin of output 1 is summed with that in the first spectral bin of output 2 and that from the first spectral bin of output 3, and so on up to the NTX output to obtain the value for the first frequency bin of the summed spectrum.). Add up the amplitude (power) values for the different transmit chains and use this as the new data trace.</li> </ul> </li> </ul>

#### 3.4.4 Test Setup



#### 3.4.5 Test Result of Power Spectral Density

Refer as Appendix D

### 3.5 Emissions in Non-restricted Frequency Bands

#### 3.5.1 Emissions in Non-restricted Frequency Bands Limit

Un-restricted Band Emissions Limit	
RF output power procedure	Limit (dB)
Peak output power procedure	20
Average output power procedure	30

Note 1: If the peak output power procedure is used to measure the fundamental emission power to demonstrate compliance to requirements, then the peak conducted output power measured within any 100 kHz outside the authorized frequency band shall be attenuated by at least 20 dB relative to the maximum measured in-band peak PSD level.

Note 2: If the average output power procedure is used to measure the fundamental emission power to demonstrate compliance to requirements, then the power in any 100 kHz outside of the authorized frequency band shall be attenuated by at least 30 dB relative to the maximum measured in-band average PSD level.

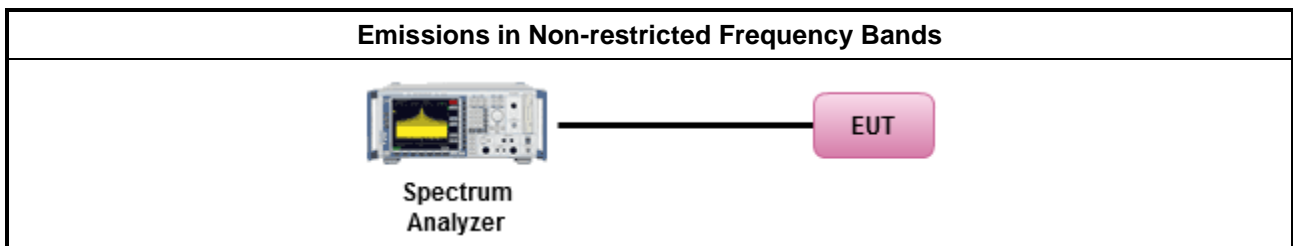
#### 3.5.2 Measuring Instruments

Refer a test equipment and calibration data table in this test report.

#### 3.5.3 Test Procedures

Test Method
<ul style="list-style-type: none"> <li>Refer as KDB 558074, clause 8.5 (11.11 of ANSI C63.10) for non-restricted frequency bands.</li> </ul>

#### 3.5.4 Test Setup



#### 3.5.5 Test Result of Emissions in Non-restricted Frequency Bands

Refer as Appendix E

### 3.6 Emissions in Restricted Frequency Bands

#### 3.6.1 Emissions in Restricted Frequency Bands Limit

Restricted Band Emissions Limit			
Frequency Range (MHz)	Field Strength (uV/m)	Field Strength (dBuV/m)	Measure Distance (m)
0.009~0.490	2400/F(kHz)	48.5 - 13.8	300
0.490~1.705	24000/F(kHz)	33.8 - 23	30
1.705~30.0	30	29	30
30~88	100	40	3
88~216	150	43.5	3
216~960	200	46	3
Above 960	500	54	3

Note 1: Test distance for frequencies at or above 30 MHz, measurements may be performed at a distance other than the limit distance provided they are not performed in the near field and the emissions to be measured can be detected by the measurement equipment. When performing measurements at a distance other than that specified, the results shall be extrapolated to the specified distance using an extrapolation factor of 20 dB/decade (inverse of linear distance for field-strength measurements, inverse of linear distance-squared for power-density measurements).

Note 2: Test distance for frequencies at below 30 MHz, measurements may be performed at a distance closer than the EUT limit distance; however, an attempt should be made to avoid making measurements in the near field. When performing measurements below 30 MHz at a closer distance than the limit distance, the results shall be extrapolated to the specified distance by either making measurements at a minimum of two or more distances on at least one radial to determine the proper extrapolation factor or by using the square of an inverse linear distance extrapolation factor (40 dB/decade). The test report shall specify the extrapolation method used to determine compliance of the EUT.

Note 3: Using the distance of 1m during the test for above 18 GHz, and the test value to correct for the distance factor at 3m.

#### 3.6.2 Measuring Instruments

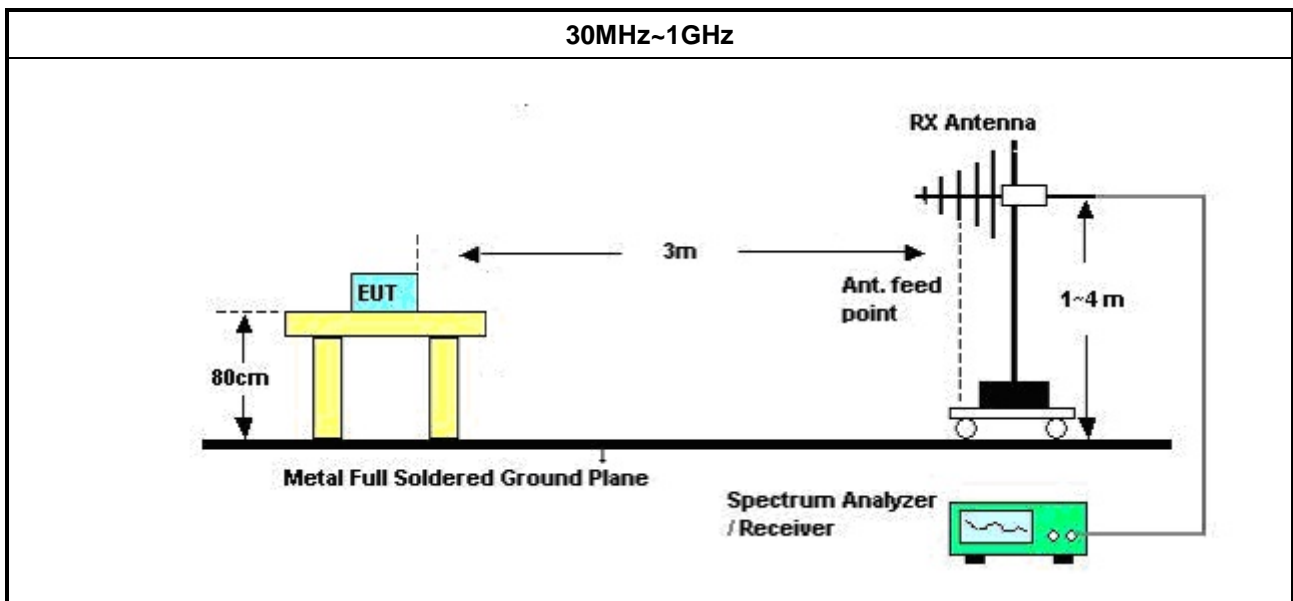
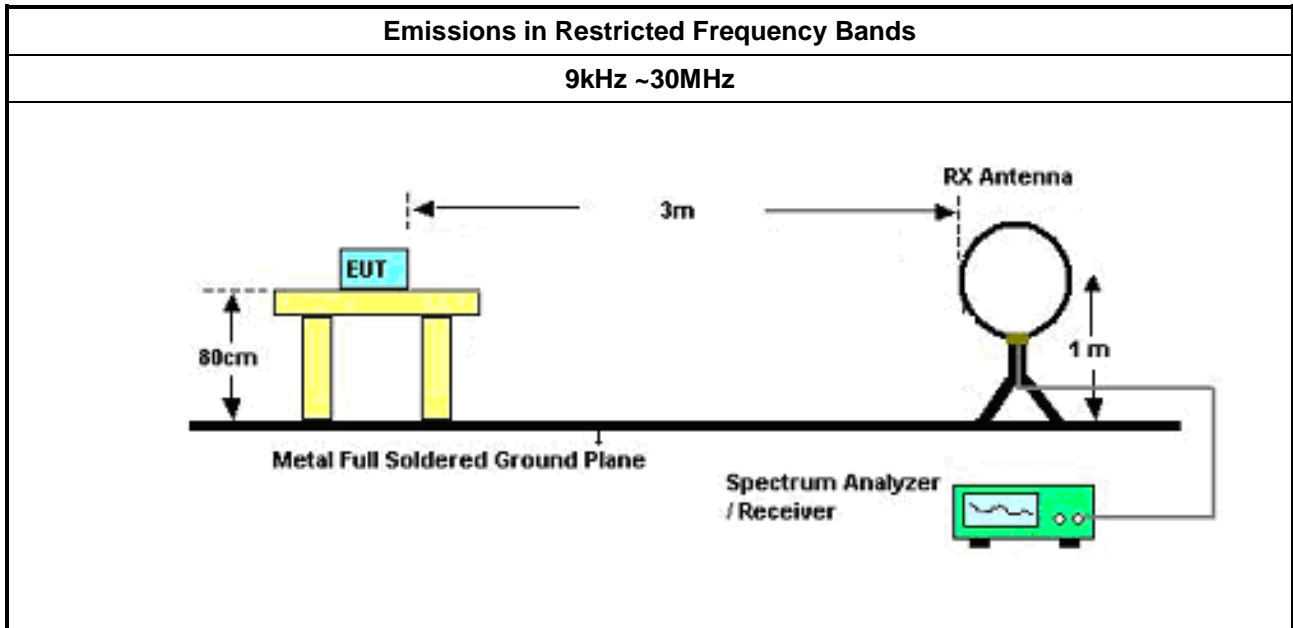
Refer a test equipment and calibration data table in this test report.

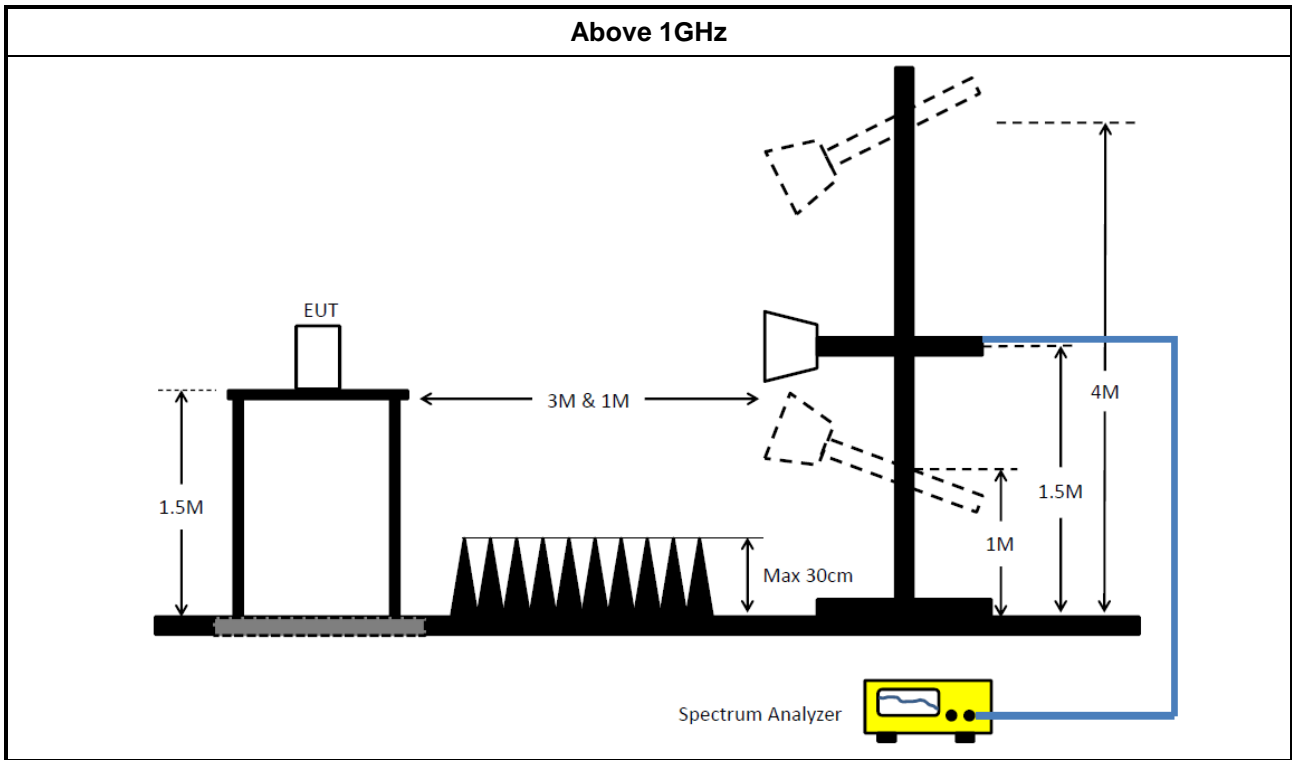


### 3.6.3 Test Procedures

Test Method	
	<ul style="list-style-type: none"><li>▪ The average emission levels shall be measured in [duty cycle <math>\geq</math> 98 or duty factor].</li></ul>
	<ul style="list-style-type: none"><li>▪ Refer as ANSI C63.10, clause 6.10.3 band-edge testing shall be performed at the lowest frequency channel and highest frequency channel within the allowed operating band.</li></ul>
	<ul style="list-style-type: none"><li>▪ For the transmitter unwanted emissions shall be measured using following options below:</li></ul>
	<ul style="list-style-type: none"><li><ul style="list-style-type: none"><li>▪ Refer as KDB 558074, clause 8.6 (11.12 of ANSI C63.10) for restricted frequency bands.</li></ul></li></ul>
	<ul style="list-style-type: none"><li>▪ For the transmitter band-edge emissions shall be measured using following options below:</li></ul>
	<ul style="list-style-type: none"><li><ul style="list-style-type: none"><li>▪ Refer as KDB 558074 clause 8.7.1, When the performing peak or average radiated measurements, emissions within 2 MHz of the authorized band edge may be measured using the marker-delta method described below.</li></ul></li></ul>
	<ul style="list-style-type: none"><li><ul style="list-style-type: none"><li>▪ Refer as KDB 558074, clause 8.7.2 (6.10.6 of ANSI C63.10) for marker-delta method for band-edge measurements.</li></ul></li></ul>
	<ul style="list-style-type: none"><li><ul style="list-style-type: none"><li>▪ Refer as KDB 558074, clause 8.7.3 for narrower resolution bandwidth (100kHz) using the band power and summing the spectral levels (i.e., 1 MHz).</li></ul></li></ul>

### 3.6.4 Test Setup





### 3.6.5 Test Result of Emissions in Restricted Frequency Bands (Below 30MHz)

The amplitude of spurious emissions which are attenuated by more than 20dB below the permissible value has no need to be reported.

### 3.6.6 Test Result of Emissions in Restricted Frequency Bands

Refer as Appendix F



## 4 Test Equipment and Calibration Data

### Instrument for AC Conduction

Instrument	Manufacturer	Model No.	Serial No.	Spec.	Calibration Date	Calibration Due Date
EMC Receiver	R&S	ESR	102051	9KHz ~ 3.6GHz	03/May/2018	02/May/2019
LISN	R&S	ENV216	101295	9kHz ~ 30MHz	17/Nov/2017	16/Nov/2018
RF Cable-CON	MTJ	RG142	CB002-CO	9kHz ~ 200MHz	17/Sep/2018	16/Sep/2019
AC POWER	APC	AFC-11005G	F310050055	47Hz~63Hz 5~300V	NCR	NCR
Impuls Begrenzer Pulse Limiter	SCHWARZBECK	VTSD 9561-F	9561-F041	9 kHz ~ 30 MHz	12/Oct/2018	11/Oct/2019

NCR : Non-Calibration Require

### Instrument for Radiated Test

Instrument	Manufacturer	Model No.	Serial No.	Spec.	Calibration Date	Calibration Due Date
3m Semi Anechoic Chamber	TDK	SAC-3M	03CH09-HY	30MHz ~ 1GHz	23/Apr/2018	22/Apr/2019
3m Semi Anechoic Chamber	TDK	SAC-3M	03CH09-HY	1GHz ~ 18GHz	14/Jun/2018	13/Jun/2019
Microwave Preamplifier	Agilent	8449B	3008A02096	1GHz ~ 26.5GHz	10/May/2018	09/May/2019
Amplifier	EMC	EMC9135	980232	9KHz~1GHz	27/Apr/2018	26/Apr/2019
EXA Signal Analyzer	KEYSIGHT	N9010A	MY54200885	10Hz ~ 44GHz	31/Jul/2018	30/Jul/2019
Bilog Antenna & 5dB Attenuator	TESEQ & MTJ	CBL6111D & MTJ6102-05	35418 / 3	30MHz~1GHz	02/Oct/2018	03/Oct/2019
Double Ridged Guide Horn Antenna	SCHWARZBECK	BBHA 9120 D	BBHA9120 D 1534	1GHz~18GHz	30/Apr/2018	29/Apr/2019
Broadband Horn Antenna	SCHWARZBECK	BBHA 9170	BBHA9170614	18GHz~40GHz	09/Feb/2018	08/Feb/2019
Preamplifier	MITEQ	TTA1840-35-HG	1864481	18GHz ~ 40GHz	24/Aug/2018	23/Aug/2019
Loop Antenna	TESEQ	HLA 6120	31244	9k-30MHz	29/Mar/2018	28/Mar/2019
RF Cable-R03m	Jye Bao	RG142	CB031	9kHz ~ 1GHz	1/Feb/2018	31/Jan/2019
RF Cable-high	HUBER+SUHNER	SUCOFLEX104	SN 556626/4 + 556627	1GHz ~ 40GHz	14/Mar/2018	13/Mar/2019



Instrument for Conducted Test

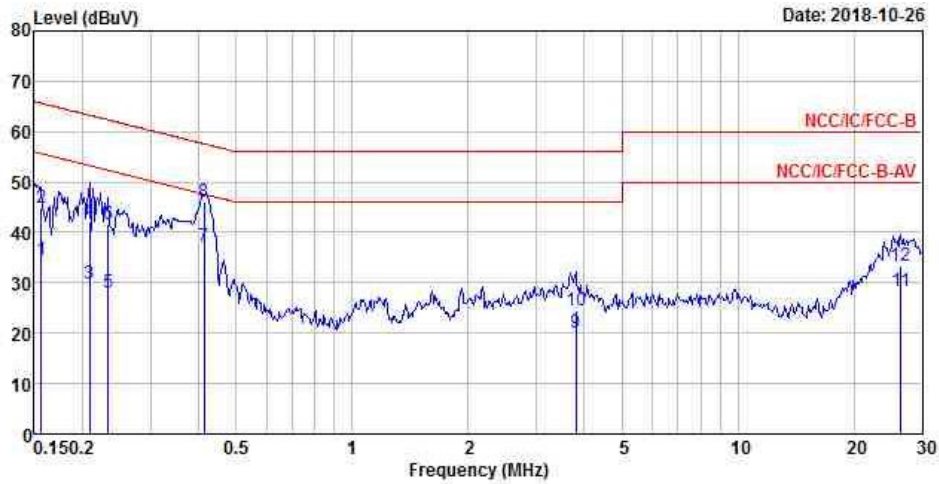
Instrument	Manufacturer	Model No.	Serial No.	Spec.	Calibration Date	Calibration Due Date
Signal Analyzer	R&S	FSV40	101500	10Hz ~ 40GHz	18/Jul/2018	17/Jul/2019
Power Sensor	Anritsu	MA2411B	1339407	300MHz ~ 40GHz	06/Nov/2017	05/Nov/2018
Power Meter	Anritsu	ML2495A	1517010	300MHz ~ 40GHz	06/Nov/2017	05/Nov/2018
RF Cable-1.5m	HUBER+SUHNER	SUCOFLEX_104	MY12585/4	30MHz ~ 26.5GHz	26/Jan/2018	25/Jan/2019
RF Cable-0.2m	HUBER+SUHNER	SUCOFLEX_104	MY10710/4	30MHz ~ 26.5GHz	26/Jan/2018	25/Jan/2019
RF Cable-0.2m	HUBER+SUHNER	SUCOFLEX_104	MY10709/4	30MHz ~ 26.5GHz	26/Jan/2018	25/Jan/2019
Signal Generator	R&S	SMB100A	175727	100kHz~40GHz	26/Oct/2017	25/Oct/2018





AC Power-line Conducted Emissions Result

Operating Mode	1	Power Phase	Neutral
Operating Function	PoE Mode_PIFA Antenna		



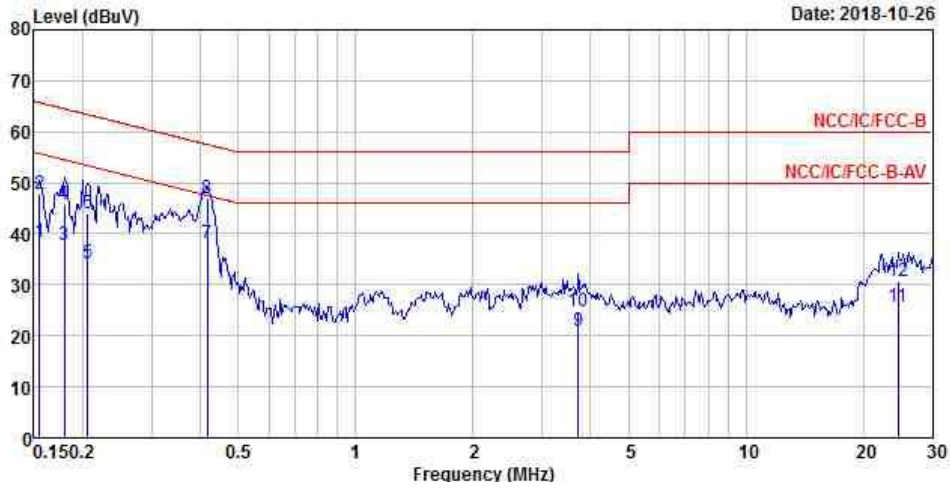
	Freq	Level	Over	Limit	Read	LISN	Cable	Remark
	MHz	dBuV	Limit	Line	Level	Factor	Loss	
			dB	dBuV	dBuV	dB	dB	
1	0.16	34.44	-21.21	55.65	24.77	9.63	0.04	Average
2	0.16	44.95	-20.70	65.65	35.28	9.63	0.04	QP
3	0.21	29.68	-23.59	53.27	20.05	9.62	0.01	Average
4	0.21	42.18	-21.09	63.27	32.55	9.62	0.01	QP
5	0.23	28.11	-24.24	52.35	18.47	9.62	0.02	Average
6	0.23	41.73	-20.62	62.35	32.09	9.62	0.02	QP
7 MAX	0.41	37.17	-10.42	47.59	27.46	9.61	0.10	Average
8	0.41	46.17	-11.42	57.59	36.46	9.61	0.10	QP
9	3.80	20.18	-25.82	46.00	10.46	9.64	0.08	Average
10	3.80	24.44	-31.56	56.00	14.72	9.64	0.08	QP
11	26.42	28.45	-21.55	50.00	18.66	9.70	0.09	Average
12	26.42	33.47	-26.53	60.00	23.68	9.70	0.09	QP

Note 1: ">20dB" means emission levels that exceed the level of 20 dB below the applicable limit.  
 Note 2: "N/F" means Nothing Found emissions (No emissions were detected.)



AC Power-line Conducted Emissions Result

Operating Mode	1	Power Phase	Line
Operating Function	PoE Mode_PIFA Antenna		



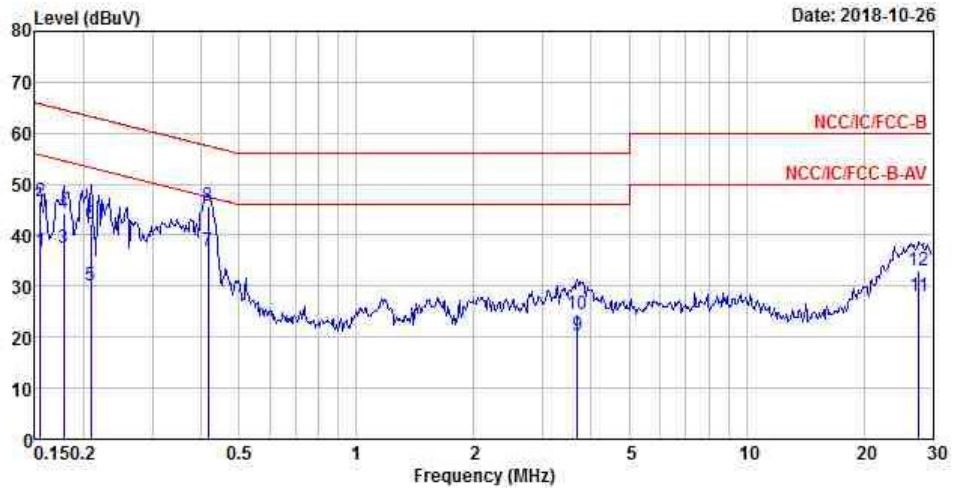
	Freq	Level	Over Limit	Limit Line	Read Level	LISN Factor	Cable Loss	Remark
	MHz	dBuV	dB	dBuV	dBuV	dB	dB	
1	0.15	38.30	-17.44	55.74	28.64	9.62	0.04	Average
2	0.15	47.76	-17.98	65.74	38.10	9.62	0.04	QP
3	0.18	37.83	-16.67	54.50	28.19	9.62	0.02	Average
4	0.18	45.64	-18.86	64.50	36.00	9.62	0.02	QP
5	0.21	34.18	-19.18	53.36	24.56	9.62	0.00	Average
6	0.21	44.10	-19.26	63.36	34.48	9.62	0.00	QP
7 MAX	0.42	37.97	-9.54	47.51	28.26	9.61	0.10	Average
8	0.42	47.07	-10.44	57.51	37.36	9.61	0.10	QP
9	3.72	20.97	-25.03	46.00	11.26	9.63	0.08	Average
10	3.72	24.78	-31.22	56.00	15.07	9.63	0.08	QP
11	24.53	25.77	-24.23	50.00	16.19	9.56	0.02	Average
12	24.53	30.58	-29.42	60.00	21.00	9.56	0.02	QP

Note 1: ">20dB" means emission levels that exceed the level of 20 dB below the applicable limit.  
 Note 2: "N/F" means Nothing Found emissions (No emissions were detected.)



AC Power-line Conducted Emissions Result

Operating Mode	2	Power Phase	Neutral
Operating Function	PoE Mode_Dipole Antenna		



	Freq	Level	Over Limit	Limit Line	Read Level	LISN Factor	Cable Loss	Remark
	MHz	dBuV	dB	dBuV	dBuV	dB	dB	
1	0.15	36.80	-18.94	55.74	27.13	9.63	0.04	Average
2	0.15	46.64	-19.10	65.74	36.97	9.63	0.04	QP
3	0.18	37.40	-17.19	54.59	27.76	9.62	0.02	Average
4	0.18	44.30	-20.29	64.59	34.66	9.62	0.02	QP
5	0.21	30.24	-23.03	53.27	20.61	9.62	0.01	Average
6	0.21	42.16	-21.11	63.27	32.53	9.62	0.01	QP
7 MAX	0.42	36.76	-10.75	47.51	27.05	9.61	0.10	Average
8	0.42	45.82	-11.69	57.51	36.11	9.61	0.10	QP
9	3.68	20.34	-25.66	46.00	10.62	9.64	0.08	Average
10	3.68	24.41	-31.59	56.00	14.69	9.64	0.08	QP
11	27.71	28.05	-21.95	50.00	18.19	9.69	0.17	Average
12	27.71	33.14	-26.86	60.00	23.28	9.69	0.17	QP

Note 1: ">20dB" means emission levels that exceed the level of 20 dB below the applicable limit.  
 Note 2: "N/F" means Nothing Found emissions (No emissions were detected.)



AC Power-line Conducted Emissions Result																																																																																																																																										
Operating Mode	2	Power Phase	Line																																																																																																																																							
Operating Function	PoE Mode_Dipole Antenna																																																																																																																																									
<p>The graph displays the AC power-line conducted emissions. The y-axis represents Level in dBuV, ranging from 0 to 80. The x-axis represents Frequency in MHz, ranging from 0.150 to 30. Two red lines indicate the limits: NCC/IC/FCC-B (upper) and NCC/IC/FCC-B-AV (lower). A blue line shows the measured emission level. Several peaks are marked with numbers 1 through 12. The date is 2018-10-26.</p>																																																																																																																																										
<table border="1"> <thead> <tr> <th></th> <th>Freq</th> <th>Level</th> <th>Over</th> <th>Limit</th> <th>Read</th> <th>LISN</th> <th>Cable</th> <th>Remark</th> </tr> <tr> <th></th> <th>MHz</th> <th>dBuV</th> <th>Limit</th> <th>Line</th> <th>Level</th> <th>Factor</th> <th>Loss</th> <th></th> </tr> <tr> <th></th> <th></th> <th></th> <th>dB</th> <th>dBuV</th> <th>dBuV</th> <th>dB</th> <th>dB</th> <th></th> </tr> </thead> <tbody> <tr> <td>1</td> <td>0.15</td> <td>41.03</td> <td>-14.84</td> <td>55.87</td> <td>31.37</td> <td>9.62</td> <td>0.04</td> <td>Average</td> </tr> <tr> <td>2</td> <td>0.15</td> <td>48.05</td> <td>-17.82</td> <td>65.87</td> <td>38.39</td> <td>9.62</td> <td>0.04</td> <td>QP</td> </tr> <tr> <td>3</td> <td>0.18</td> <td>37.66</td> <td>-16.84</td> <td>54.50</td> <td>28.02</td> <td>9.62</td> <td>0.02</td> <td>Average</td> </tr> <tr> <td>4</td> <td>0.18</td> <td>45.41</td> <td>-19.09</td> <td>64.50</td> <td>35.77</td> <td>9.62</td> <td>0.02</td> <td>QP</td> </tr> <tr> <td>5</td> <td>0.22</td> <td>31.65</td> <td>-21.14</td> <td>52.79</td> <td>22.02</td> <td>9.62</td> <td>0.01</td> <td>Average</td> </tr> <tr> <td>6</td> <td>0.22</td> <td>42.96</td> <td>-19.83</td> <td>62.79</td> <td>33.33</td> <td>9.62</td> <td>0.01</td> <td>QP</td> </tr> <tr> <td>7 MAX</td> <td>0.41</td> <td>38.91</td> <td>-8.68</td> <td>47.59</td> <td>29.20</td> <td>9.61</td> <td>0.10</td> <td>Average</td> </tr> <tr> <td>8</td> <td>0.41</td> <td>47.64</td> <td>-9.95</td> <td>57.59</td> <td>37.93</td> <td>9.61</td> <td>0.10</td> <td>QP</td> </tr> <tr> <td>9</td> <td>3.94</td> <td>19.22</td> <td>-26.78</td> <td>46.00</td> <td>9.51</td> <td>9.63</td> <td>0.08</td> <td>Average</td> </tr> <tr> <td>10</td> <td>3.94</td> <td>22.84</td> <td>-33.16</td> <td>56.00</td> <td>13.13</td> <td>9.63</td> <td>0.08</td> <td>QP</td> </tr> <tr> <td>11</td> <td>24.79</td> <td>27.04</td> <td>-22.96</td> <td>50.00</td> <td>17.47</td> <td>9.56</td> <td>0.01</td> <td>Average</td> </tr> <tr> <td>12</td> <td>24.79</td> <td>32.13</td> <td>-27.87</td> <td>60.00</td> <td>22.56</td> <td>9.56</td> <td>0.01</td> <td>QP</td> </tr> </tbody> </table>					Freq	Level	Over	Limit	Read	LISN	Cable	Remark		MHz	dBuV	Limit	Line	Level	Factor	Loss					dB	dBuV	dBuV	dB	dB		1	0.15	41.03	-14.84	55.87	31.37	9.62	0.04	Average	2	0.15	48.05	-17.82	65.87	38.39	9.62	0.04	QP	3	0.18	37.66	-16.84	54.50	28.02	9.62	0.02	Average	4	0.18	45.41	-19.09	64.50	35.77	9.62	0.02	QP	5	0.22	31.65	-21.14	52.79	22.02	9.62	0.01	Average	6	0.22	42.96	-19.83	62.79	33.33	9.62	0.01	QP	7 MAX	0.41	38.91	-8.68	47.59	29.20	9.61	0.10	Average	8	0.41	47.64	-9.95	57.59	37.93	9.61	0.10	QP	9	3.94	19.22	-26.78	46.00	9.51	9.63	0.08	Average	10	3.94	22.84	-33.16	56.00	13.13	9.63	0.08	QP	11	24.79	27.04	-22.96	50.00	17.47	9.56	0.01	Average	12	24.79	32.13	-27.87	60.00	22.56	9.56	0.01	QP
	Freq	Level	Over	Limit	Read	LISN	Cable	Remark																																																																																																																																		
	MHz	dBuV	Limit	Line	Level	Factor	Loss																																																																																																																																			
			dB	dBuV	dBuV	dB	dB																																																																																																																																			
1	0.15	41.03	-14.84	55.87	31.37	9.62	0.04	Average																																																																																																																																		
2	0.15	48.05	-17.82	65.87	38.39	9.62	0.04	QP																																																																																																																																		
3	0.18	37.66	-16.84	54.50	28.02	9.62	0.02	Average																																																																																																																																		
4	0.18	45.41	-19.09	64.50	35.77	9.62	0.02	QP																																																																																																																																		
5	0.22	31.65	-21.14	52.79	22.02	9.62	0.01	Average																																																																																																																																		
6	0.22	42.96	-19.83	62.79	33.33	9.62	0.01	QP																																																																																																																																		
7 MAX	0.41	38.91	-8.68	47.59	29.20	9.61	0.10	Average																																																																																																																																		
8	0.41	47.64	-9.95	57.59	37.93	9.61	0.10	QP																																																																																																																																		
9	3.94	19.22	-26.78	46.00	9.51	9.63	0.08	Average																																																																																																																																		
10	3.94	22.84	-33.16	56.00	13.13	9.63	0.08	QP																																																																																																																																		
11	24.79	27.04	-22.96	50.00	17.47	9.56	0.01	Average																																																																																																																																		
12	24.79	32.13	-27.87	60.00	22.56	9.56	0.01	QP																																																																																																																																		
<p>Note 1: "&gt;20dB" means emission levels that exceed the level of 20 dB below the applicable limit.            Note 2: "N/F" means Nothing Found emissions (No emissions were detected.)</p>																																																																																																																																										



**Summary**

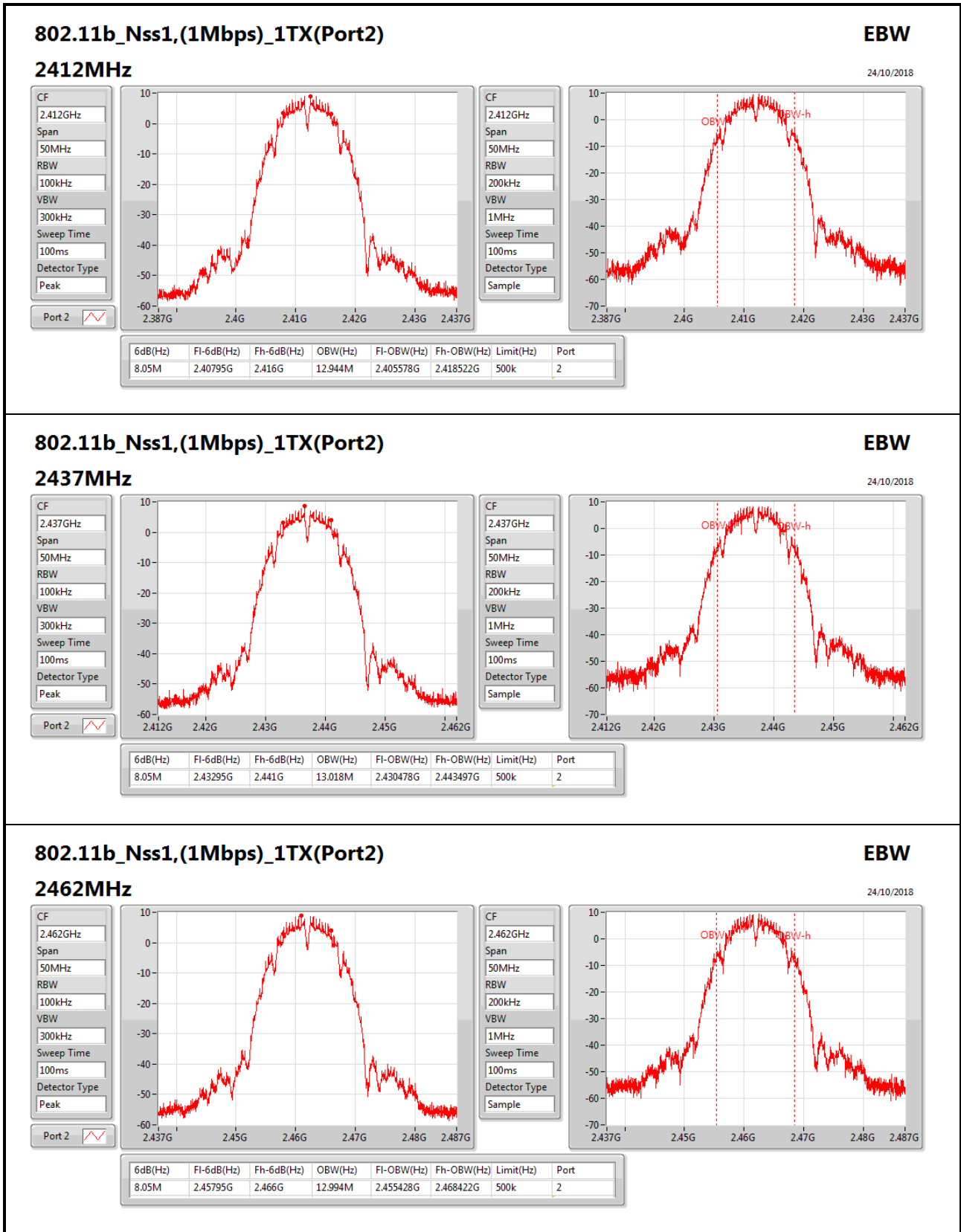
Mode	Max-N dB (Hz)	Max-OBW (Hz)	ITU-Code	Min-N dB (Hz)	Min-OBW (Hz)
2.4-2.4835GHz	-	-	-	-	-
802.11b_Nss1,(1Mbps)_1TX(Port2)	8.05M	13.018M	13M0G1D	8.05M	12.944M
802.11g_Nss1,(6Mbps)_1TX(Port2)	16.35M	16.642M	16M6D1D	16.325M	16.592M
802.11n HT20_Nss1,(MCS0)_1TX(Port2)	17.55M	17.816M	17M8D1D	17.55M	17.716M
802.11n HT40_Nss1,(MCS0)_1TX(Port2)	35.05M	36.082M	36M1D1D	35.05M	35.932M

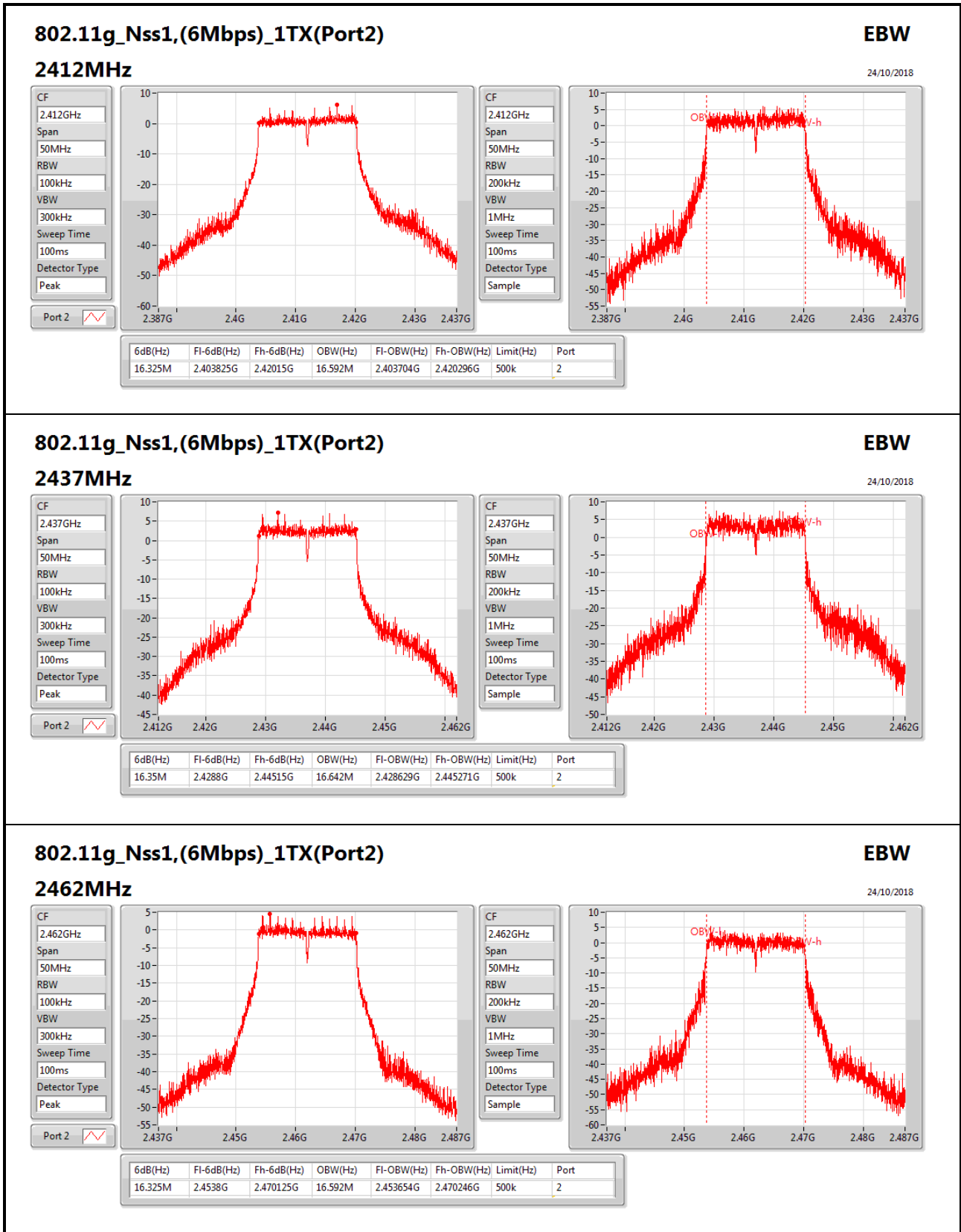
**Max-N dB** = Maximum 6dB down bandwidth; **Max-OBW** = Maximum 99% occupied bandwidth;  
**Min-N dB** = Minimum 6dB down bandwidth; **Min-OBW** = Minimum 99% occupied bandwidth;

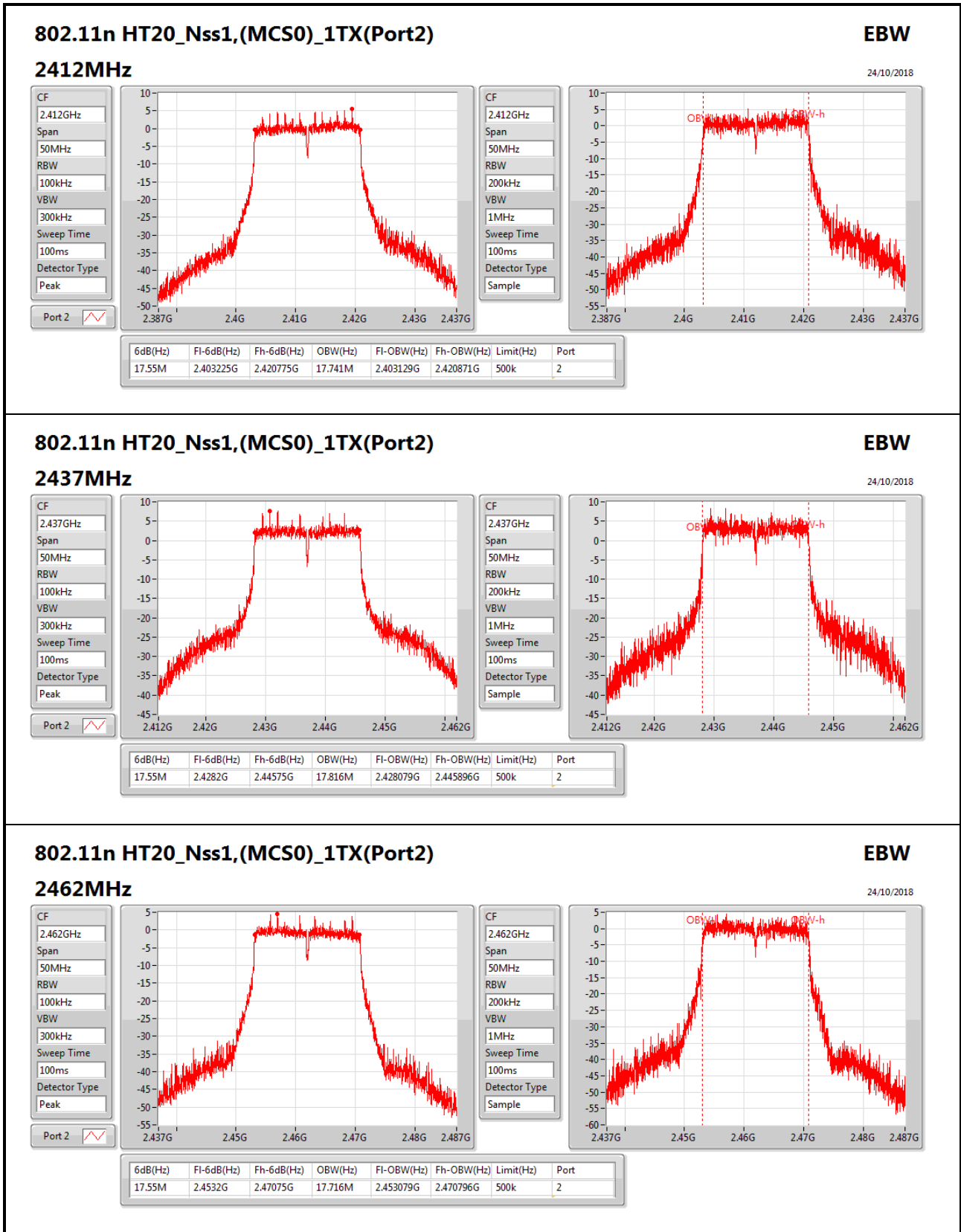
**Result**

Mode	Result	Limit (Hz)	Port 1-N dB (Hz)	Port 1-OBW (Hz)	Port 2-N dB (Hz)	Port 2-OBW (Hz)
802.11b_Nss1,(1Mbps)_1TX(Port2)	-	-	-	-	-	-
2412MHz_TnomVnom	Pass	500k			8.05M	12.944M
2437MHz_TnomVnom	Pass	500k			8.05M	13.018M
2462MHz_TnomVnom	Pass	500k			8.05M	12.994M
802.11g_Nss1,(6Mbps)_1TX(Port2)	-	-	-	-	-	-
2412MHz_TnomVnom	Pass	500k			16.325M	16.592M
2437MHz_TnomVnom	Pass	500k			16.35M	16.642M
2462MHz_TnomVnom	Pass	500k			16.325M	16.592M
802.11n HT20_Nss1,(MCS0)_1TX(Port2)	-	-	-	-	-	-
2412MHz_TnomVnom	Pass	500k			17.55M	17.741M
2437MHz_TnomVnom	Pass	500k			17.55M	17.816M
2462MHz_TnomVnom	Pass	500k			17.55M	17.716M
802.11n HT40_Nss1,(MCS0)_1TX(Port2)	-	-	-	-	-	-
2422MHz_TnomVnom	Pass	500k			35.05M	35.982M
2437MHz_TnomVnom	Pass	500k			35.05M	36.082M
2452MHz_TnomVnom	Pass	500k			35.05M	35.932M

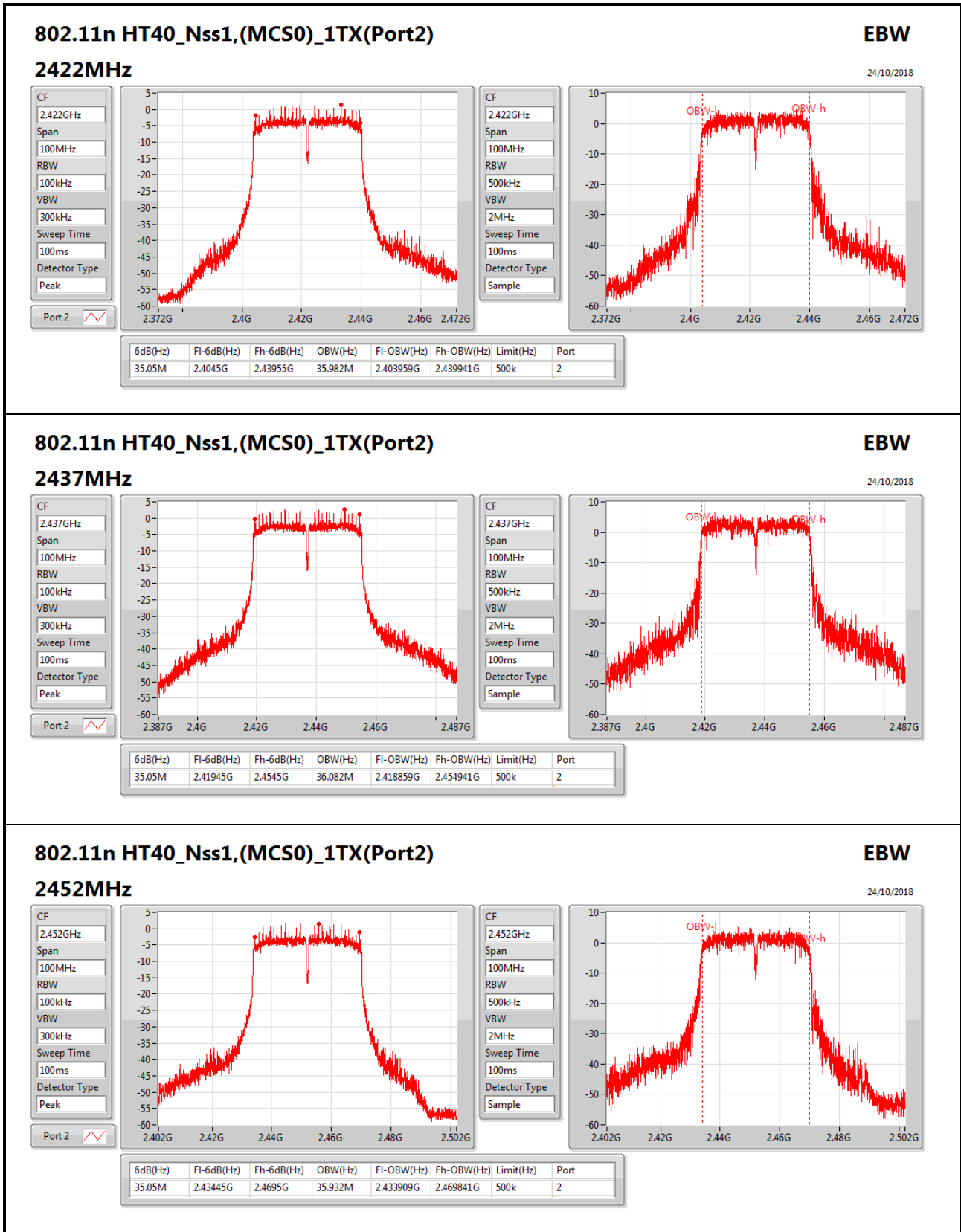
**Port X-N dB** = Port X 6dB down bandwidth; **Port X-OBW** = Port X 99% occupied bandwidth;













Summary

Mode	Total Power (dBm)	Total Power (W)
2.4-2.4835GHz	-	-
802.11b_Nss1,(1Mbps)_1TX(Port2)	17.63	0.05794
802.11g_Nss1,(6Mbps)_1TX(Port2)	19.27	0.08453
802.11n HT20_Nss1,(MCS0)_1TX(Port2)	19.25	0.08414
802.11n HT40_Nss1,(MCS0)_1TX(Port2)	16.21	0.04178

Result

Mode	Result	DG (dBi)	Port 1 (dBm)	Port 2 (dBm)	Total Power (dBm)	Power Limit (dBm)
802.11b_Nss1,(1Mbps)_1TX(Port2)	-	-	-	-	-	-
2412MHz_TnomVnom	Pass	-1.40		17.63	17.63	30.00
2437MHz_TnomVnom	Pass	-1.40		16.65	16.65	30.00
2462MHz_TnomVnom	Pass	-1.40		17.33	17.33	30.00
802.11g_Nss1,(6Mbps)_1TX(Port2)	-	-	-	-	-	-
2412MHz_TnomVnom	Pass	-1.40		16.80	16.80	30.00
2417MHz_TnomVnom	Pass	-1.40		19.27	19.27	30.00
2437MHz_TnomVnom	Pass	-1.40		18.39	18.39	30.00
2447MHz_TnomVnom	Pass	-1.40		18.91	18.91	30.00
2452MHz_TnomVnom	Pass	-1.40		19.14	19.14	30.00
2457MHz_TnomVnom	Pass	-1.40		17.49	17.49	30.00
2462MHz_TnomVnom	Pass	-1.40		15.34	15.34	30.00
802.11n HT20_Nss1,(MCS0)_1TX(Port2)	-	-	-	-	-	-
2412MHz_TnomVnom	Pass	-1.40		16.37	16.37	30.00
2417MHz_TnomVnom	Pass	-1.40		18.94	18.94	30.00
2422MHz_TnomVnom	Pass	-1.40		19.25	19.25	30.00
2437MHz_TnomVnom	Pass	-1.40		18.46	18.46	30.00
2447MHz_TnomVnom	Pass	-1.40		18.62	18.62	30.00
2452MHz_TnomVnom	Pass	-1.40		18.46	18.46	30.00
2457MHz_TnomVnom	Pass	-1.40		17.03	17.03	30.00
2462MHz_TnomVnom	Pass	-1.40		15.43	15.43	30.00
802.11n HT40_Nss1,(MCS0)_1TX(Port2)	-	-	-	-	-	-
2422MHz_TnomVnom	Pass	-1.40		14.89	14.89	30.00
2427MHz_TnomVnom	Pass	-1.40		15.45	15.45	30.00
2432MHz_TnomVnom	Pass	-1.40		15.84	15.84	30.00
2437MHz_TnomVnom	Pass	-1.40		16.21	16.21	30.00
2442MHz_TnomVnom	Pass	-1.40		15.72	15.72	30.00
2447MHz_TnomVnom	Pass	-1.40		15.23	15.23	30.00
2452MHz_TnomVnom	Pass	-1.40		15.02	15.02	30.00

DG = Directional Gain; Port X = Port X output power



Summary

Mode	PD (dBm/RBW)
2.4-2.4835GHz	-
802.11b_Nss1,(1Mbps)_1TX(Port2)	-5.44
802.11g_Nss1,(6Mbps)_1TX(Port2)	-7.17
802.11n HT20_Nss1,(MCS0)_1TX(Port2)	-8.05
802.11n HT40_Nss1,(MCS0)_1TX(Port2)	-11.74

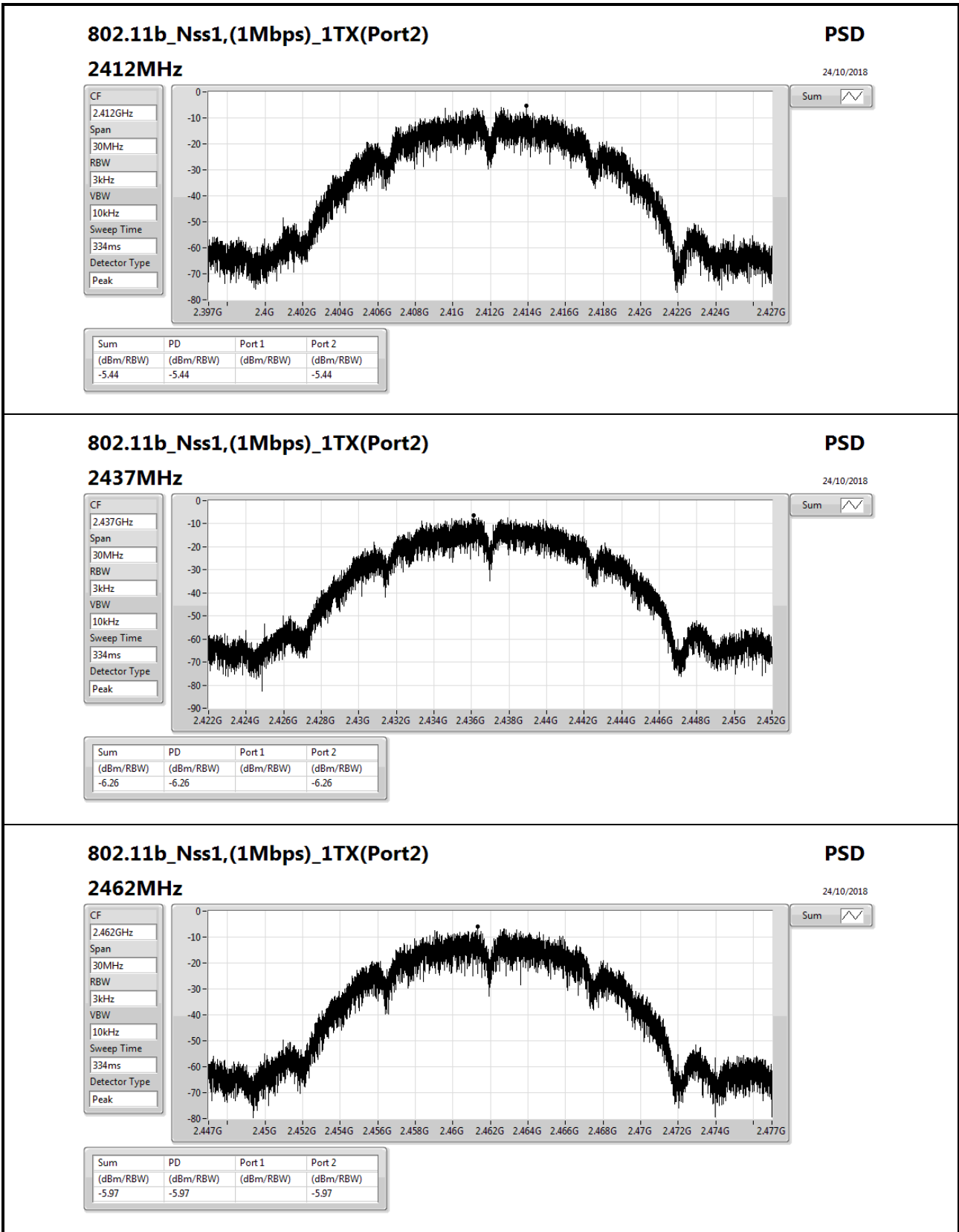
RBW=3kHz.

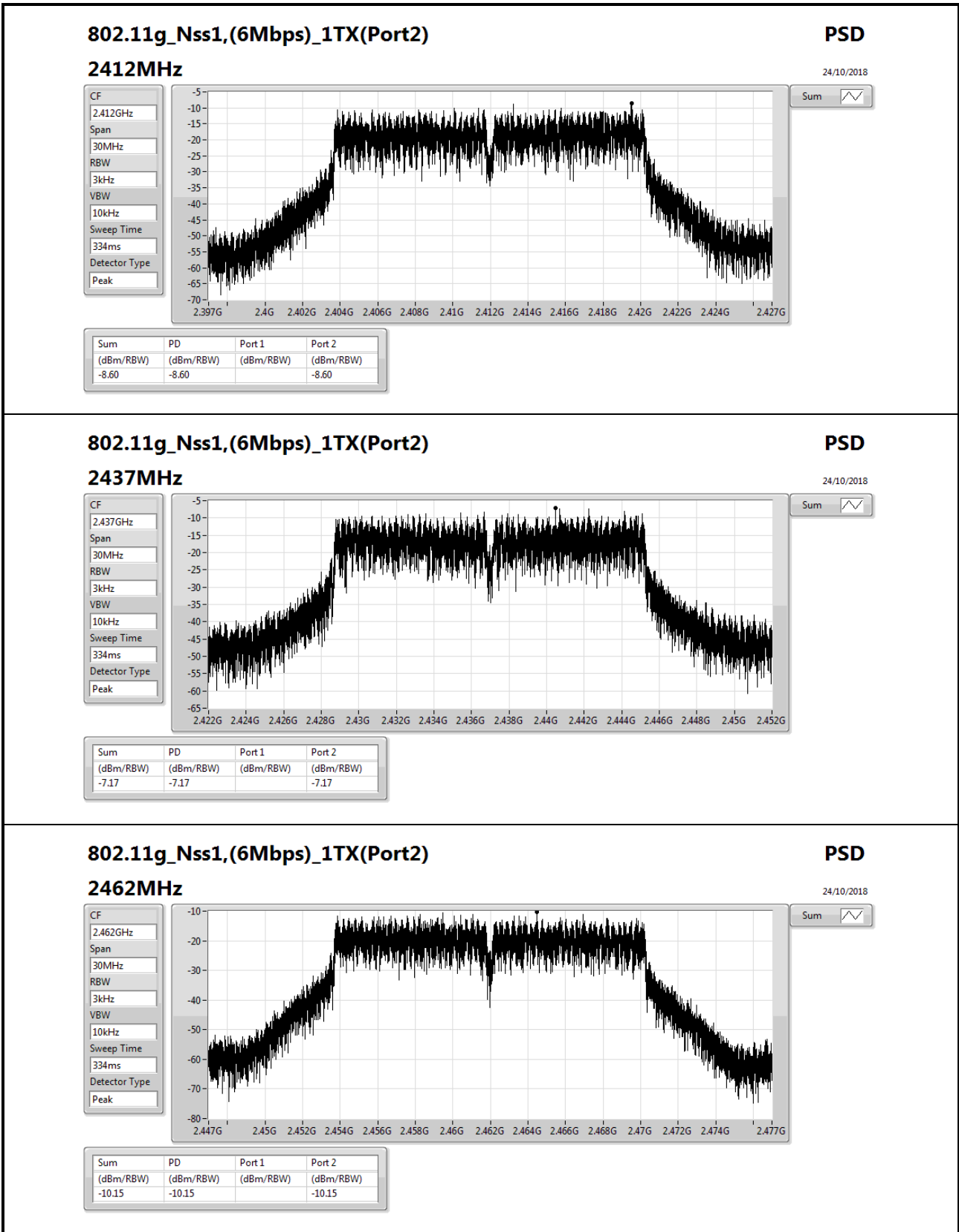
Result

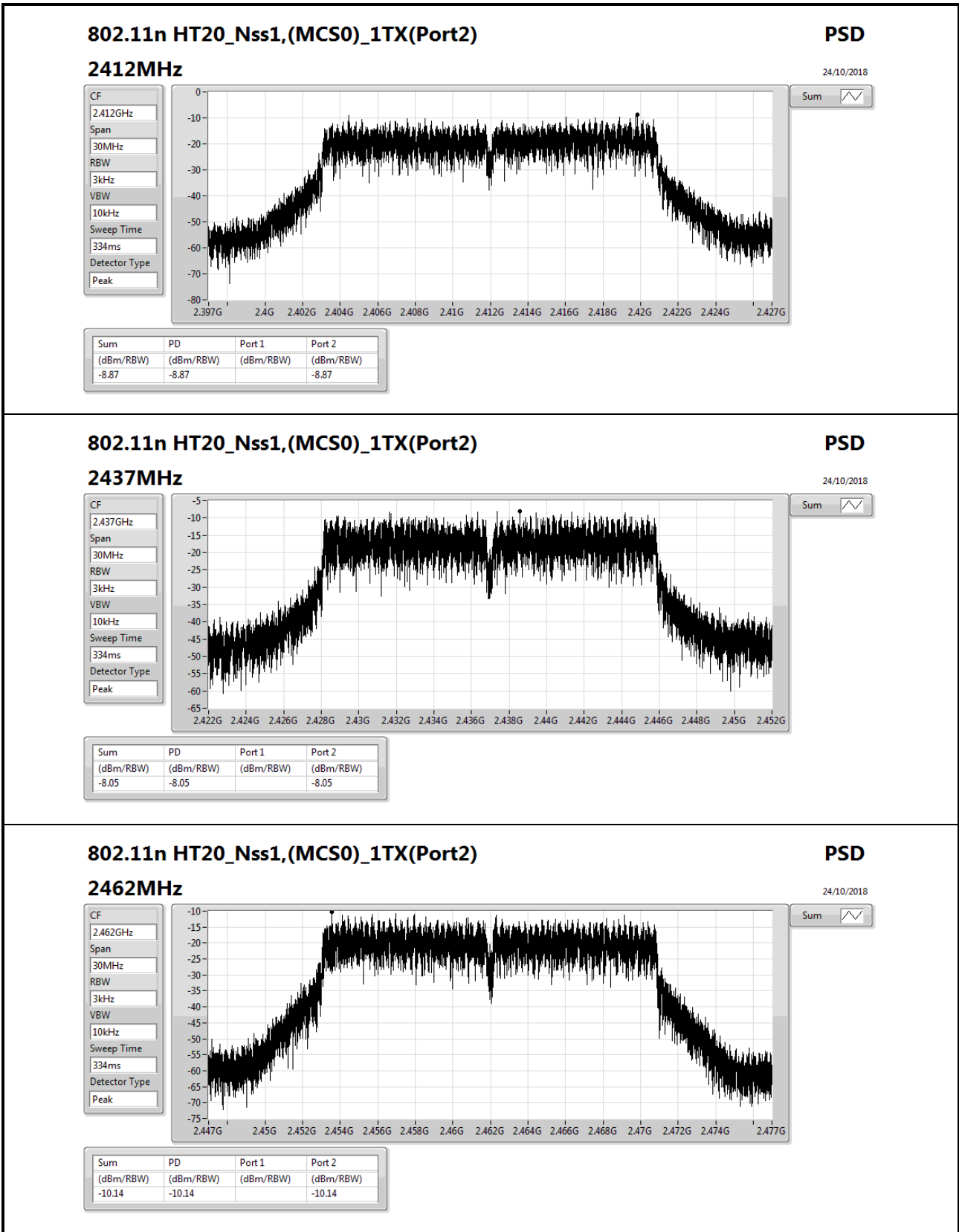
Mode	Result	DG (dBi)	Port 1 (dBm/RBW)	Port 2 (dBm/RBW)	PD (dBm/RBW)	PD Limit (dBm/RBW)
802.11b_Nss1,(1Mbps)_1TX(Port2)	-	-	-	-	-	-
2412MHz_TnomVnom	Pass	-1.40	-	-5.44	-5.44	8.00
2437MHz_TnomVnom	Pass	-1.40	-	-6.26	-6.26	8.00
2462MHz_TnomVnom	Pass	-1.40	-	-5.97	-5.97	8.00
802.11g_Nss1,(6Mbps)_1TX(Port2)	-	-	-	-	-	-
2412MHz_TnomVnom	Pass	-1.40	-	-8.60	-8.60	8.00
2437MHz_TnomVnom	Pass	-1.40	-	-7.17	-7.17	8.00
2462MHz_TnomVnom	Pass	-1.40	-	-10.15	-10.15	8.00
802.11n HT20_Nss1,(MCS0)_1TX(Port2)	-	-	-	-	-	-
2412MHz_TnomVnom	Pass	-1.40	-	-8.87	-8.87	8.00
2437MHz_TnomVnom	Pass	-1.40	-	-8.05	-8.05	8.00
2462MHz_TnomVnom	Pass	-1.40	-	-10.14	-10.14	8.00
802.11n HT40_Nss1,(MCS0)_1TX(Port2)	-	-	-	-	-	-
2422MHz_TnomVnom	Pass	-1.40	-	-11.74	-11.74	8.00
2437MHz_TnomVnom	Pass	-1.40	-	-12.34	-12.34	8.00
2452MHz_TnomVnom	Pass	-1.40	-	-13.56	-13.56	8.00

DG = Directional Gain; RBW=3kHz;

PD = trace bin-by-bin of each transmits port summing can be performed maximum power density; Port X = Port Xpower density;







### 802.11n HT20\_Nss1,(MCS0)\_1TX(Port2)

#### 2462MHz

PSD

24/10/2018

CF

2.462GHz

Span

30MHz

RBW

3kHz

VBW

10kHz

Sweep Time

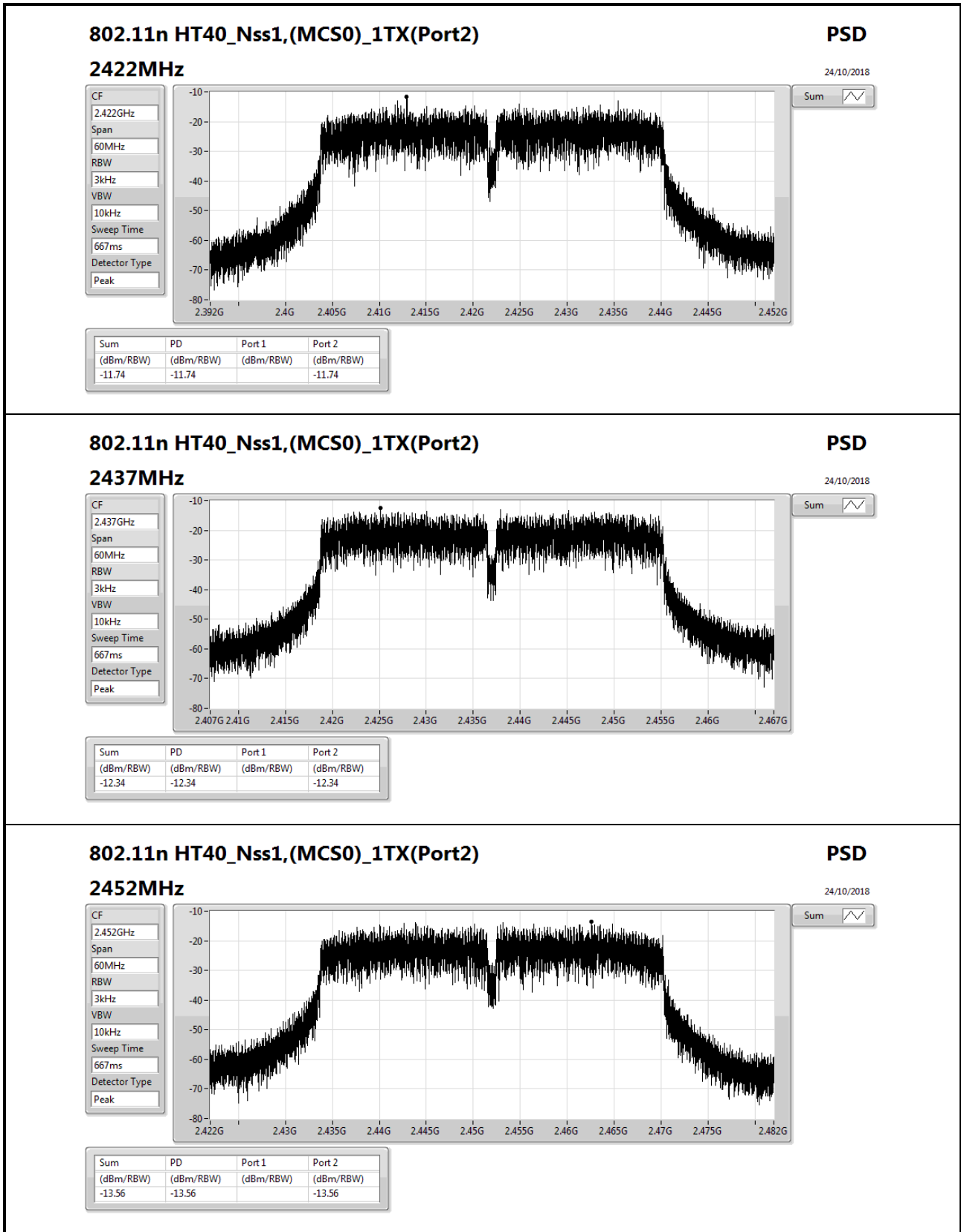
334ms

Detector Type

Peak

Sum

Sum	PD	Port 1	Port 2
(dBm/RBW)	(dBm/RBW)	(dBm/RBW)	(dBm/RBW)
-10.14	-10.14		-10.14



### 802.11n HT40\_Nss1,(MCS0)\_1TX(Port2)

#### 2452MHz

PSD

24/10/2018

CF

2.452GHz

Span

60MHz

RBW

3kHz

VBW

10kHz

Sweep Time

667ms

Detector Type

Peak



Sum

Sum	PD	Port 1	Port 2
(dBm/RBW)	(dBm/RBW)	(dBm/RBW)	(dBm/RBW)
-13.56	-13.56		-13.56



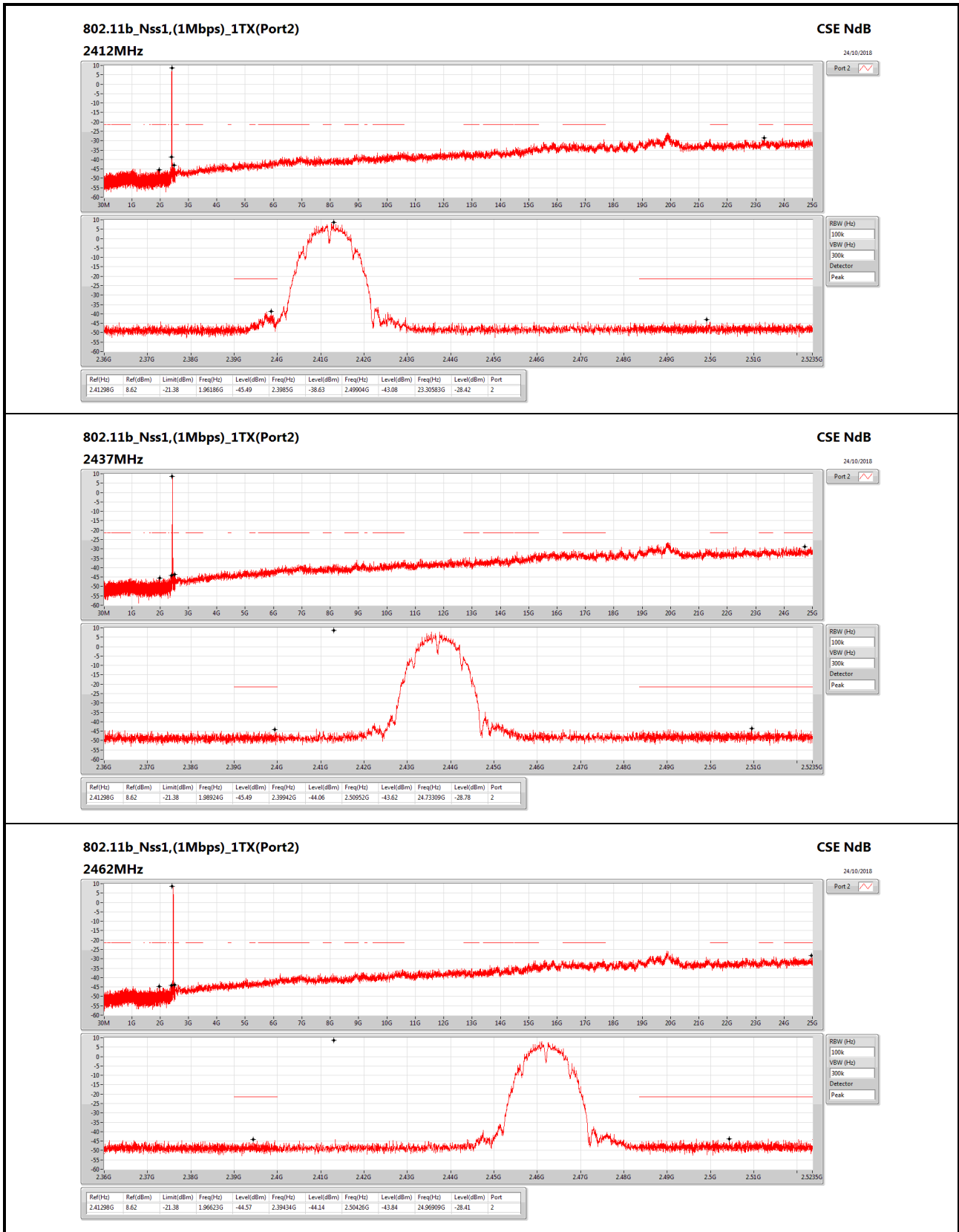
Summary

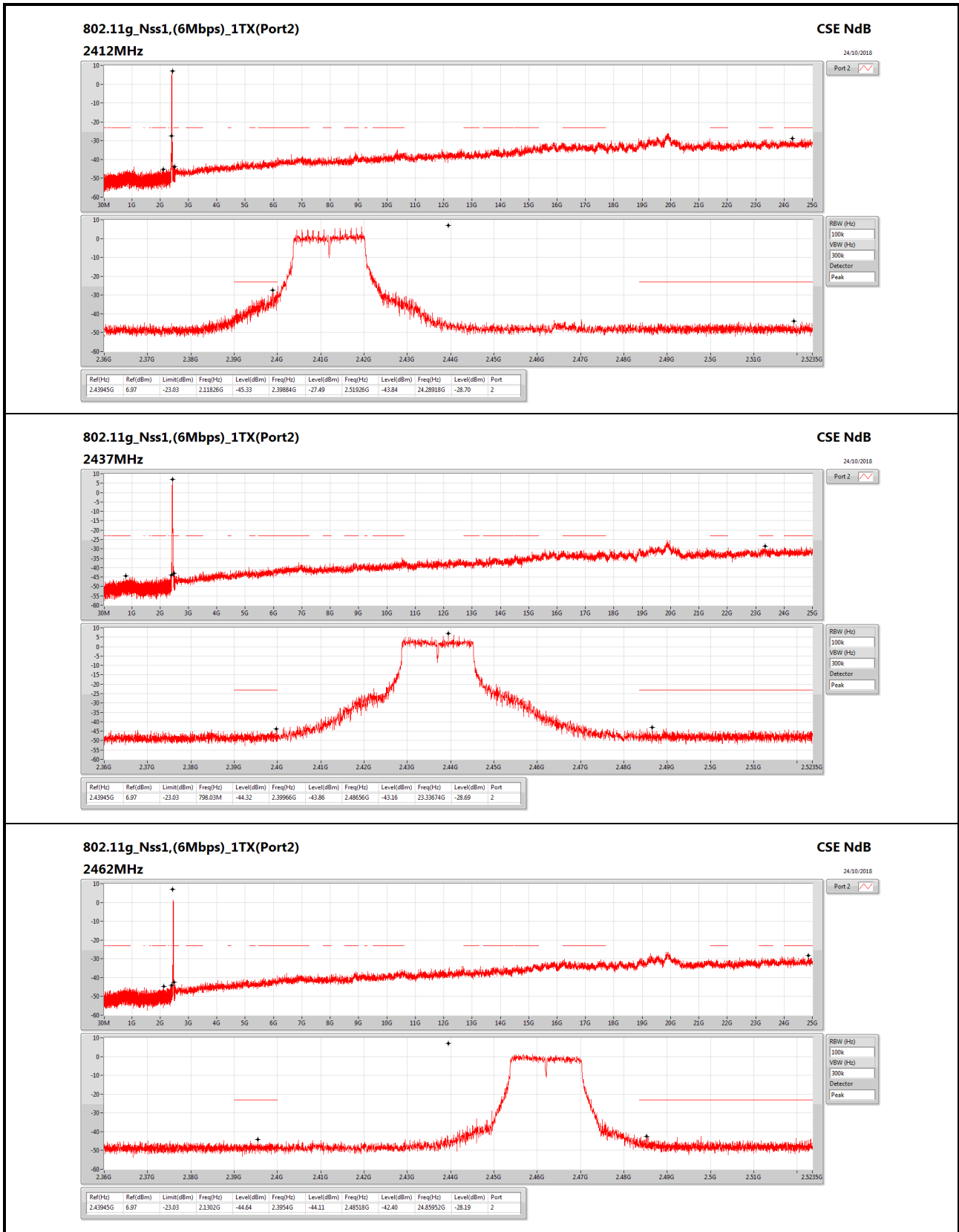
Mode	Result	Ref (Hz)	Ref (dBm)	Limit (dBm)	Freq (Hz)	Level (dBm)	Freq (Hz)	Level (dBm)	Freq (Hz)	Level (dBm)	Freq (Hz)	Level (dBm)	Port
2.4-2.4835GHz	-	-	-	-	-	-	-	-	-	-	-	-	-
802.11b_Nss1,(1Mbps)_1TX(Port2)	Pass	2.41298G	8.62	-21.38	1.96623G	-44.57	2.39434G	-44.14	2.50426G	-43.84	24.96909G	-28.41	2
802.11g_Nss1,(6Mbps)_1TX(Port2)	Pass	2.43945G	6.97	-23.03	2.11826G	-45.33	2.39884G	-27.49	2.51926G	-43.84	24.28918G	-28.70	2
802.11n HT20_Nss1,(MCS0)_1TX(Port2)	Pass	2.44321G	6.95	-23.05	2.1337G	-45.66	2.3998G	-26.95	2.50874G	-43.97	24.64319G	-28.49	2
802.11n HT40_Nss1,(MCS0)_1TX(Port2)	Pass	2.44947G	2.97	-27.03	898.2M	-45.18	2.39828G	-40.50	2.48546G	-42.10	24.46994G	-27.93	2

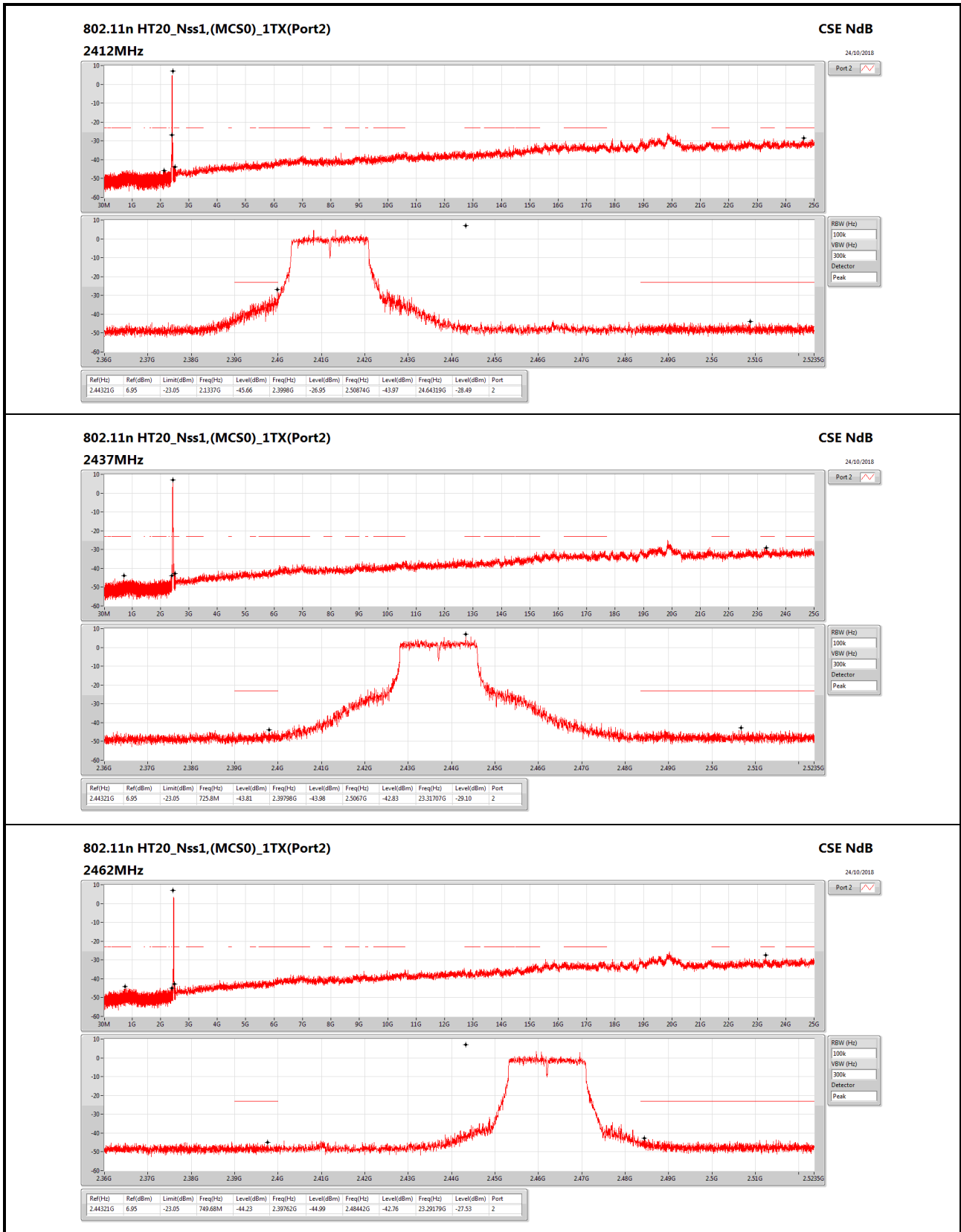
Result

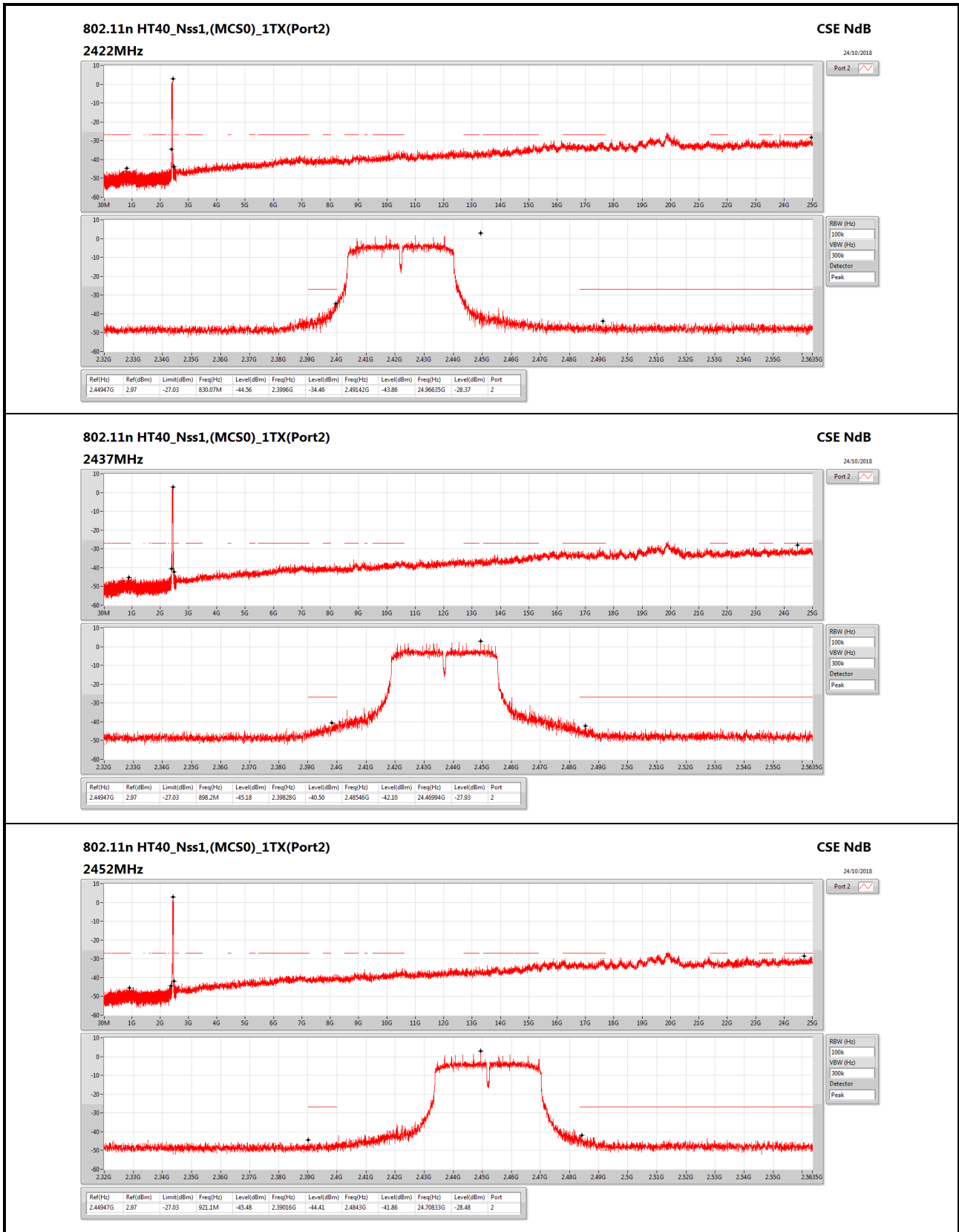
Mode	Result	Ref (Hz)	Ref (dBm)	Limit (dBm)	Freq (Hz)	Level (dBm)	Freq (Hz)	Level (dBm)	Freq (Hz)	Level (dBm)	Freq (Hz)	Level (dBm)	Port
802.11b_Nss1,(1Mbps)_1TX(Port2)	-	-	-	-	-	-	-	-	-	-	-	-	-
2412MHz	Pass	2.41298G	8.62	-21.38	1.96186G	-45.49	2.3985G	-38.63	2.49904G	-43.08	23.30583G	-28.42	2
2437MHz	Pass	2.41298G	8.62	-21.38	1.98924G	-45.49	2.39942G	-44.06	2.50952G	-43.62	24.73309G	-28.78	2
2462MHz	Pass	2.41298G	8.62	-21.38	1.96623G	-44.57	2.39434G	-44.14	2.50426G	-43.84	24.96909G	-28.41	2
802.11g_Nss1,(6Mbps)_1TX(Port2)	-	-	-	-	-	-	-	-	-	-	-	-	-
2412MHz	Pass	2.43945G	6.97	-23.03	2.11826G	-45.33	2.39884G	-27.49	2.51926G	-43.84	24.28918G	-28.70	2
2437MHz	Pass	2.43945G	6.97	-23.03	798.03M	-44.32	2.39966G	-43.86	2.48656G	-43.16	23.33674G	-28.69	2
2462MHz	Pass	2.43945G	6.97	-23.03	2.1302G	-44.64	2.3954G	-44.11	2.48518G	-42.40	24.85952G	-28.19	2
802.11n HT20_Nss1,(MCS0)_1TX(Port2)	-	-	-	-	-	-	-	-	-	-	-	-	-
2412MHz	Pass	2.44321G	6.95	-23.05	2.1337G	-45.66	2.3998G	-26.95	2.50874G	-43.97	24.64319G	-28.49	2
2437MHz	Pass	2.44321G	6.95	-23.05	725.8M	-43.81	2.39798G	-43.98	2.5067G	-42.83	23.31707G	-29.10	2
2462MHz	Pass	2.44321G	6.95	-23.05	749.68M	-44.23	2.39762G	-44.99	2.48442G	-42.76	23.29179G	-27.53	2
802.11n HT40_Nss1,(MCS0)_1TX(Port2)	-	-	-	-	-	-	-	-	-	-	-	-	-
2422MHz	Pass	2.44947G	2.97	-27.03	830.07M	-44.56	2.3996G	-34.46	2.49142G	-43.86	24.96635G	-28.37	2
2437MHz	Pass	2.44947G	2.97	-27.03	898.2M	-45.18	2.39828G	-40.50	2.48546G	-42.10	24.46994G	-27.93	2
2452MHz	Pass	2.44947G	2.97	-27.03	921.1M	-45.48	2.39016G	-44.41	2.4843G	-41.86	24.70833G	-28.48	2













Summary

Mode	Result	Type	Freq (Hz)	Level (dBuV/m)	Limit (dBuV/m)	Margin (dB)	Factor (dB)	Dist (m)	Condition	Azimuth (°)	Height (m)	Comments
2.4-2.4835GHz	-	-	-	-	-	-	-	-	-	-	-	-
802.11n HT40_Nss1,(MCS0)_1TX(Port1)	Pass	QP	43.58M	35.99	40.00	-4.01	-20.25	3	Vertical	125	1.35	-



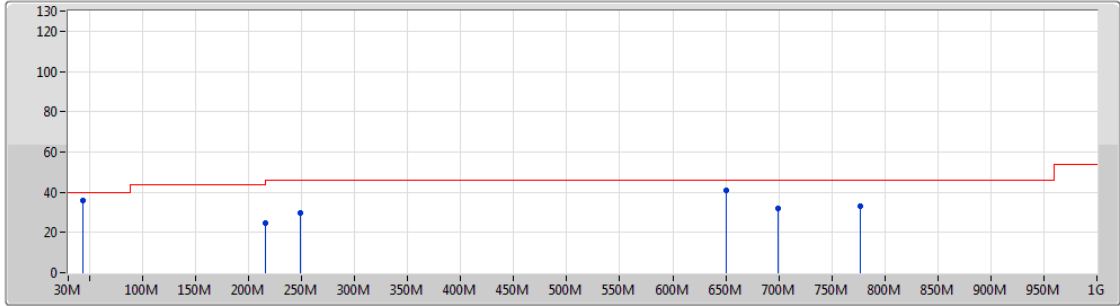
**Result**

Mode	Result	Type	Freq (Hz)	Level (dBuV/m)	Limit (dBuV/m)	Margin (dB)	Factor (dB)	Dist (m)	Condition	Azimuth (°)	Height (m)	Comments
802.11n HT40_Nss1,(MCS0)_1TX(Port1)	-	-	-	-	-	-	-	-	-	-	-	-
2437MHz	Pass	PK	216M	24.89	43.50	-18.61	-20.94	3	Vertical	360	1.00	-
2437MHz	Pass	PK	249.22M	29.88	46.00	-16.12	-17.26	3	Vertical	360	1.00	-
2437MHz	Pass	PK	650.8M	40.94	46.00	-5.06	-9.96	3	Vertical	360	1.00	-
2437MHz	Pass	PK	699.3M	32.12	46.00	-13.88	-9.74	3	Vertical	360	1.00	-
2437MHz	Pass	PK	776.9M	32.89	46.00	-13.11	-8.12	3	Vertical	360	1.00	-
2437MHz	Pass	QP	43.58M	35.99	40.00	-4.01	-20.25	3	Vertical	125	1.35	-
2437MHz	Pass	PK	59.1M	28.02	40.00	-11.98	-25.56	3	Horizontal	0	1.00	-
2437MHz	Pass	PK	258.92M	29.10	46.00	-16.90	-15.81	3	Horizontal	0	1.00	-
2437MHz	Pass	PK	289.96M	29.30	46.00	-16.70	-16.89	3	Horizontal	0	1.00	-
2437MHz	Pass	PK	340.4M	31.36	46.00	-14.64	-15.73	3	Horizontal	0	1.00	-
2437MHz	Pass	PK	650.8M	38.99	46.00	-7.01	-9.96	3	Horizontal	0	1.00	-
2437MHz	Pass	PK	769.14M	35.27	46.00	-10.73	-8.20	3	Horizontal	0	1.00	-

802.11n HT40\_Nss1,(MCS0)\_1TX(Port1)

24/10/2018

2437MHz\_PoE



Lim.PK  
 PK  
 Lim.AV  
 AV

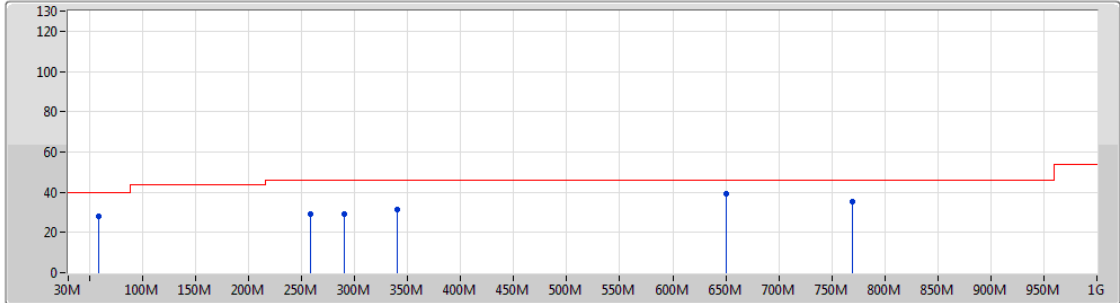
Type	Freq (Hz)	Level (dBuV/m)	Limit (dBuV/m)	Margin (dB)	Factor (dB)	Dist (m)	Condition	Azimuth (°)	Height (m)	Comments
PK	216M	24.89	43.50	-18.61	-20.94	3	Vertical	360	1.00	-
PK	249.22M	29.88	46.00	-16.12	-17.26	3	Vertical	360	1.00	-
PK	650.8M	40.94	46.00	-5.06	-9.96	3	Vertical	360	1.00	-
PK	699.3M	32.12	46.00	-13.88	-9.74	3	Vertical	360	1.00	-
PK	776.9M	32.89	46.00	-13.11	-8.12	3	Vertical	360	1.00	-
QP	43.58M	35.99	40.00	-4.01	-20.25	3	Vertical	125	1.35	-



802.11n HT40\_Nss1,(MCS0)\_1TX(Port1)

24/10/2018

2437MHz\_PoE



Legend for the plot:

- Lim.PK
- PK
- Lim.AV
- AV

Type	Freq (Hz)	Level (dBuV/m)	Limit (dBuV/m)	Margin (dB)	Factor (dB)	Dist (m)	Condition	Azimuth (°)	Height (m)	Comments
PK	59.1M	28.02	40.00	-11.98	-25.56	3	Horizontal	0	1.00	-
PK	258.92M	29.10	46.00	-16.90	-15.81	3	Horizontal	0	1.00	-
PK	289.96M	29.30	46.00	-16.70	-16.89	3	Horizontal	0	1.00	-
PK	340.4M	31.36	46.00	-14.64	-15.73	3	Horizontal	0	1.00	-
PK	650.8M	38.99	46.00	-7.01	-9.96	3	Horizontal	0	1.00	-
PK	769.14M	35.27	46.00	-10.73	-8.20	3	Horizontal	0	1.00	-





Summary

Mode	Result	Type	Freq (Hz)	Level (dBuV/m)	Limit (dBuV/m)	Margin (dB)	Factor (dB)	Dist (m)	Condition	Azimuth (°)	Height (m)	Comments
2.4-2.4835GHz	-	-	-	-	-	-	-	-	-	-	-	-
802.11b_Nss1,(1Mbps)_1TX(Port1)	Pass	AV	2.4836G	43.49	54.00	-10.51	31.11	3	Horizontal	35	1.93	-
802.11g_Nss1,(6Mbps)_1TX(Port1)	Pass	AV	2.4835G	52.83	54.00	-1.17	31.11	3	Horizontal	32	2.19	-
802.11n HT20_Nss1,(MCS0)_1TX(Port1)	Pass	AV	2.4835G	52.75	54.00	-1.25	31.11	3	Horizontal	32	1.92	-
802.11n HT40_Nss1,(MCS0)_1TX(Port1)	Pass	AV	2.4835G	52.92	54.00	-1.08	31.11	3	Horizontal	300	2.17	-



Result

Mode	Result	Type	Freq (Hz)	Level (dBuV/m)	Limit (dBuV/m)	Margin (dB)	Factor (dB)	Dist (m)	Condition	Azimuth (°)	Height (m)	Comments
802.11b_Nss1,(1Mbps)_1TX(Port1)	-	-	-	-	-	-	-	-	-	-	-	-
2412MHz	Pass	AV	2.3896G	42.52	54.00	-11.48	30.77	3	Vertical	283	1.67	-
2412MHz	Pass	AV	2.4128G	98.21	Inf	-Inf	30.86	3	Vertical	283	1.67	-
2412MHz	Pass	PK	2.3872G	56.29	74.00	-17.71	30.76	3	Vertical	283	1.67	-
2412MHz	Pass	PK	2.4128G	100.59	Inf	-Inf	30.86	3	Vertical	283	1.67	-
2412MHz	Pass	AV	2.3868G	42.78	54.00	-11.22	30.76	3	Horizontal	305	2.18	-
2412MHz	Pass	AV	2.4128G	103.23	Inf	-Inf	30.86	3	Horizontal	305	2.18	-
2412MHz	Pass	PK	2.3888G	55.57	74.00	-18.43	30.77	3	Horizontal	305	2.18	-
2412MHz	Pass	PK	2.4128G	105.57	Inf	-Inf	30.86	3	Horizontal	305	2.18	-
2412MHz	Pass	AV	4.82752G	29.57	54.00	-24.43	2.14	3	Vertical	291	2.02	-
2412MHz	Pass	PK	4.82748G	42.50	74.00	-31.50	2.14	3	Vertical	291	2.02	-
2412MHz	Pass	AV	4.82726G	37.55	54.00	-16.45	2.14	3	Horizontal	289	1.58	-
2412MHz	Pass	PK	4.82192G	46.43	74.00	-27.57	2.13	3	Horizontal	289	1.58	-
2437MHz	Pass	AV	2.3486G	42.39	54.00	-11.61	30.63	3	Vertical	125	2.29	-
2437MHz	Pass	AV	2.4378G	96.73	Inf	-Inf	30.95	3	Vertical	125	2.29	-
2437MHz	Pass	AV	2.4978G	43.11	54.00	-10.89	31.16	3	Vertical	125	2.29	-
2437MHz	Pass	PK	2.3626G	55.22	74.00	-18.78	30.68	3	Vertical	125	2.29	-
2437MHz	Pass	PK	2.4362G	99.19	Inf	-Inf	30.94	3	Vertical	125	2.29	-
2437MHz	Pass	PK	2.4838G	56.24	74.00	-17.76	31.11	3	Vertical	125	2.29	-
2437MHz	Pass	AV	2.3878G	42.32	54.00	-11.68	30.77	3	Horizontal	339	1.66	-
2437MHz	Pass	AV	2.4362G	100.94	Inf	-Inf	30.94	3	Horizontal	339	1.66	-
2437MHz	Pass	AV	2.4946G	43.26	54.00	-10.74	31.15	3	Horizontal	339	1.66	-
2437MHz	Pass	PK	2.349G	54.98	74.00	-19.02	30.63	3	Horizontal	339	1.66	-
2437MHz	Pass	PK	2.4378G	103.32	Inf	-Inf	30.95	3	Horizontal	339	1.66	-
2437MHz	Pass	PK	2.4914G	56.58	74.00	-17.42	31.14	3	Horizontal	339	1.66	-
2437MHz	Pass	AV	4.87268G	29.45	54.00	-24.55	2.25	3	Vertical	278	1.88	-
2437MHz	Pass	PK	4.87324G	42.75	74.00	-31.25	2.25	3	Vertical	278	1.88	-
2437MHz	Pass	AV	4.87398G	37.72	54.00	-16.28	2.25	3	Horizontal	354	1.83	-
2437MHz	Pass	PK	4.87389G	46.30	74.00	-27.70	2.25	3	Horizontal	354	1.83	-
2462MHz	Pass	AV	2.4628G	97.31	Inf	-Inf	31.04	3	Vertical	117	1.42	-
2462MHz	Pass	AV	2.4836G	43.15	54.00	-10.85	31.11	3	Vertical	117	1.42	-
2462MHz	Pass	PK	2.4628G	99.73	Inf	-Inf	31.04	3	Vertical	117	1.42	-
2462MHz	Pass	PK	2.4998G	56.57	74.00	-17.43	31.17	3	Vertical	117	1.42	-
2462MHz	Pass	AV	2.4612G	102.43	Inf	-Inf	31.03	3	Horizontal	35	1.93	-
2462MHz	Pass	AV	2.4836G	43.49	54.00	-10.51	31.11	3	Horizontal	35	1.93	-
2462MHz	Pass	PK	2.4628G	104.74	Inf	-Inf	31.04	3	Horizontal	35	1.93	-
2462MHz	Pass	PK	2.4916G	56.20	74.00	-17.80	31.14	3	Horizontal	35	1.93	-
2462MHz	Pass	AV	4.92814G	29.86	54.00	-24.14	2.40	3	Vertical	170	1.69	-
2462MHz	Pass	PK	4.9211G	43.09	74.00	-30.91	2.36	3	Vertical	170	1.69	-
2462MHz	Pass	AV	4.92646G	37.91	54.00	-16.09	2.39	3	Horizontal	178	1.10	-
2462MHz	Pass	PK	4.92658G	47.76	74.00	-26.24	2.39	3	Horizontal	178	1.10	-
802.11g_Nss1,(6Mbps)_1TX(Port1)	-	-	-	-	-	-	-	-	-	-	-	-
2412MHz	Pass	AV	2.3898G	52.05	54.00	-1.95	30.77	3	Vertical	113	1.20	-
2412MHz	Pass	AV	2.4166G	94.58	Inf	-Inf	30.87	3	Vertical	113	1.20	-
2412MHz	Pass	PK	2.3898G	67.82	74.00	-6.18	30.77	3	Vertical	113	1.20	-
2412MHz	Pass	PK	2.4182G	104.36	Inf	-Inf	30.87	3	Vertical	113	1.20	-
2412MHz	Pass	AV	2.39G	52.63	54.00	-1.37	30.77	3	Horizontal	304	2.18	-
2412MHz	Pass	AV	2.4162G	98.46	Inf	-Inf	30.87	3	Horizontal	304	2.18	-



Mode	Result	Type	Freq (Hz)	Level (dBuV/m)	Limit (dBuV/m)	Margin (dB)	Factor (dB)	Dist (m)	Condition	Azimuth (°)	Height (m)	Comments
2412MHz	Pass	PK	2.3896G	69.35	74.00	-4.65	30.77	3	Horizontal	304	2.18	-
2412MHz	Pass	PK	2.4164G	109.22	Inf	-Inf	30.87	3	Horizontal	304	2.18	-
2412MHz	Pass	AV	4.82874G	30.11	54.00	-23.89	2.15	3	Vertical	150	1.83	-
2412MHz	Pass	PK	4.8268G	42.73	74.00	-31.27	2.14	3	Vertical	150	1.83	-
2412MHz	Pass	AV	4.82864G	29.94	54.00	-24.06	2.15	3	Horizontal	233	1.52	-
2412MHz	Pass	PK	4.82548G	42.40	74.00	-31.60	2.14	3	Horizontal	233	1.52	-
2417MHz	Pass	AV	2.3898G	47.63	54.00	-6.37	30.77	3	Vertical	107	1.19	-
2417MHz	Pass	AV	2.4122G	95.40	Inf	-Inf	30.85	3	Vertical	107	1.19	-
2417MHz	Pass	PK	2.39G	62.57	74.00	-11.43	30.77	3	Vertical	107	1.19	-
2417MHz	Pass	PK	2.4228G	105.01	Inf	-Inf	30.89	3	Vertical	107	1.19	-
2417MHz	Pass	AV	2.39G	48.66	54.00	-5.34	30.77	3	Horizontal	301	2.17	-
2417MHz	Pass	AV	2.423G	99.31	Inf	-Inf	30.89	3	Horizontal	301	2.17	-
2417MHz	Pass	PK	2.3868G	64.79	74.00	-9.21	30.76	3	Horizontal	301	2.17	-
2417MHz	Pass	PK	2.4138G	108.96	Inf	-Inf	30.86	3	Horizontal	301	2.17	-
2437MHz	Pass	AV	2.3846G	43.96	54.00	-10.04	30.76	3	Vertical	112	1.19	-
2437MHz	Pass	AV	2.4434G	93.27	Inf	-Inf	30.96	3	Vertical	112	1.19	-
2437MHz	Pass	AV	2.4894G	44.00	54.00	-10.00	31.13	3	Vertical	112	1.19	-
2437MHz	Pass	PK	2.3474G	55.99	74.00	-18.01	30.62	3	Vertical	112	1.19	-
2437MHz	Pass	PK	2.4434G	103.10	Inf	-Inf	30.96	3	Vertical	112	1.19	-
2437MHz	Pass	PK	2.4835G	56.45	74.00	-17.55	31.11	3	Vertical	112	1.19	-
2437MHz	Pass	AV	2.385G	44.69	54.00	-9.31	30.76	3	Horizontal	307	2.23	-
2437MHz	Pass	AV	2.431G	97.29	Inf	-Inf	30.92	3	Horizontal	307	2.23	-
2437MHz	Pass	AV	2.489G	44.50	54.00	-9.50	31.13	3	Horizontal	307	2.23	-
2437MHz	Pass	PK	2.385G	55.71	74.00	-18.29	30.76	3	Horizontal	307	2.23	-
2437MHz	Pass	PK	2.433G	106.77	Inf	-Inf	30.93	3	Horizontal	307	2.23	-
2437MHz	Pass	PK	2.4886G	57.35	74.00	-16.65	31.13	3	Horizontal	307	2.23	-
2437MHz	Pass	AV	4.87434G	29.86	54.00	-24.14	2.25	3	Vertical	59	2.49	-
2437MHz	Pass	PK	4.87772G	42.80	74.00	-31.20	2.26	3	Vertical	59	2.49	-
2437MHz	Pass	AV	4.87538G	29.80	54.00	-24.20	2.26	3	Horizontal	17	1.15	-
2437MHz	Pass	PK	4.8752G	42.67	74.00	-31.33	2.26	3	Horizontal	17	1.15	-
2452MHz	Pass	AV	2.445G	94.38	Inf	-Inf	30.98	3	Vertical	107	1.19	-
2452MHz	Pass	AV	2.4835G	47.60	54.00	-6.40	31.11	3	Vertical	107	1.19	-
2452MHz	Pass	PK	2.45G	104.24	Inf	-Inf	30.99	3	Vertical	107	1.19	-
2452MHz	Pass	PK	2.4844G	62.83	74.00	-11.17	31.12	3	Vertical	107	1.19	-
2452MHz	Pass	AV	2.4564G	98.82	Inf	-Inf	31.02	3	Horizontal	30	2.17	-
2452MHz	Pass	AV	2.4835G	50.19	54.00	-3.81	31.11	3	Horizontal	30	2.17	-
2452MHz	Pass	PK	2.4574G	108.56	Inf	-Inf	31.02	3	Horizontal	30	2.17	-
2452MHz	Pass	PK	2.4852G	67.73	74.00	-6.27	31.12	3	Horizontal	30	2.17	-
2457MHz	Pass	AV	2.4508G	94.41	Inf	-Inf	30.99	3	Vertical	112	1.58	-
2457MHz	Pass	AV	2.4835G	49.34	54.00	-4.66	31.11	3	Vertical	112	1.58	-
2457MHz	Pass	PK	2.4526G	104.20	Inf	-Inf	31.00	3	Vertical	112	1.58	-
2457MHz	Pass	PK	2.4835G	67.03	74.00	-6.97	31.11	3	Vertical	112	1.58	-
2457MHz	Pass	AV	2.4524G	98.68	Inf	-Inf	31.00	3	Horizontal	32	2.19	-
2457MHz	Pass	AV	2.4835G	52.83	54.00	-1.17	31.11	3	Horizontal	32	2.19	-
2457MHz	Pass	PK	2.451G	108.71	Inf	-Inf	30.99	3	Horizontal	32	2.19	-
2457MHz	Pass	PK	2.4836G	70.25	74.00	-3.75	31.11	3	Horizontal	32	2.19	-
2462MHz	Pass	AV	2.4694G	92.89	Inf	-Inf	31.06	3	Vertical	115	1.11	-
2462MHz	Pass	AV	2.4836G	50.25	54.00	-3.75	31.11	3	Vertical	115	1.11	-
2462MHz	Pass	PK	2.4676G	102.34	Inf	-Inf	31.05	3	Vertical	115	1.11	-



Mode	Result	Type	Freq (Hz)	Level (dBuV/m)	Limit (dBuV/m)	Margin (dB)	Factor (dB)	Dist (m)	Condition	Azimuth (°)	Height (m)	Comments
2462MHz	Pass	PK	2.4838G	67.52	74.00	-6.48	31.11	3	Vertical	115	1.11	-
2462MHz	Pass	AV	2.4694G	97.75	Inf	-Inf	31.06	3	Horizontal	39	1.96	-
2462MHz	Pass	AV	2.4836G	52.82	54.00	-1.18	31.11	3	Horizontal	39	1.96	-
2462MHz	Pass	PK	2.4656G	107.38	Inf	-Inf	31.04	3	Horizontal	39	1.96	-
2462MHz	Pass	PK	2.4836G	71.96	74.00	-2.04	31.11	3	Horizontal	39	1.96	-
2462MHz	Pass	AV	4.92516G	30.21	54.00	-23.79	2.39	3	Vertical	160	2.09	-
2462MHz	Pass	PK	4.92664G	43.24	74.00	-30.76	2.39	3	Vertical	160	2.09	-
2462MHz	Pass	AV	4.9277G	30.51	54.00	-23.49	2.39	3	Horizontal	43	1.12	-
2462MHz	Pass	PK	4.92518G	42.82	74.00	-31.18	2.39	3	Horizontal	43	1.12	-
802.11n HT20_Nss1,(MCS0)_1TX(Port1)	-	-	-	-	-	-	-	-	-	-	-	-
2412MHz	Pass	AV	2.39G	51.50	54.00	-2.50	30.77	3	Vertical	112	1.18	-
2412MHz	Pass	AV	2.4172G	93.50	Inf	-Inf	30.87	3	Vertical	112	1.18	-
2412MHz	Pass	PK	2.3896G	71.75	74.00	-2.25	30.77	3	Vertical	112	1.18	-
2412MHz	Pass	PK	2.4074G	103.87	Inf	-Inf	30.84	3	Vertical	112	1.18	-
2412MHz	Pass	AV	2.39G	52.62	54.00	-1.38	30.77	3	Horizontal	305	2.17	-
2412MHz	Pass	AV	2.4188G	97.85	Inf	-Inf	30.88	3	Horizontal	305	2.17	-
2412MHz	Pass	PK	2.3892G	70.79	74.00	-3.21	30.77	3	Horizontal	305	2.17	-
2412MHz	Pass	PK	2.416G	108.63	Inf	-Inf	30.86	3	Horizontal	305	2.17	-
2412MHz	Pass	AV	4.82834G	29.98	54.00	-24.02	2.15	3	Vertical	167	2.20	-
2412MHz	Pass	PK	4.827G	42.65	74.00	-31.35	2.14	3	Vertical	167	2.20	-
2412MHz	Pass	AV	4.82766G	30.02	54.00	-23.98	2.14	3	Horizontal	97	1.70	-
2412MHz	Pass	PK	4.82778G	42.58	74.00	-31.42	2.14	3	Horizontal	97	1.70	-
2417MHz	Pass	AV	2.39G	49.45	54.00	-4.55	30.77	3	Vertical	108	1.38	-
2417MHz	Pass	AV	2.4126G	95.28	Inf	-Inf	30.86	3	Vertical	108	1.38	-
2417MHz	Pass	PK	2.3898G	66.29	74.00	-7.71	30.77	3	Vertical	108	1.38	-
2417MHz	Pass	PK	2.4116G	105.33	Inf	-Inf	30.85	3	Vertical	108	1.38	-
2417MHz	Pass	AV	2.39G	50.16	54.00	-3.84	30.77	3	Horizontal	299	2.18	-
2417MHz	Pass	AV	2.4214G	99.16	Inf	-Inf	30.89	3	Horizontal	299	2.18	-
2417MHz	Pass	PK	2.389G	66.06	74.00	-7.94	30.77	3	Horizontal	299	2.18	-
2417MHz	Pass	PK	2.4218G	109.11	Inf	-Inf	30.89	3	Horizontal	299	2.18	-
2437MHz	Pass	AV	2.3854G	44.09	54.00	-9.91	30.76	3	Vertical	113	1.24	-
2437MHz	Pass	AV	2.429G	92.43	Inf	-Inf	30.91	3	Vertical	113	1.24	-
2437MHz	Pass	AV	2.4886G	44.46	54.00	-9.54	31.13	3	Vertical	113	1.24	-
2437MHz	Pass	PK	2.3842G	55.94	74.00	-18.06	30.76	3	Vertical	113	1.24	-
2437MHz	Pass	PK	2.4434G	101.49	Inf	-Inf	30.96	3	Vertical	113	1.24	-
2437MHz	Pass	PK	2.485G	58.85	74.00	-15.15	31.12	3	Vertical	113	1.24	-
2437MHz	Pass	AV	2.3854G	44.69	54.00	-9.31	30.76	3	Horizontal	305	2.19	-
2437MHz	Pass	AV	2.431G	97.42	Inf	-Inf	30.92	3	Horizontal	305	2.19	-
2437MHz	Pass	AV	2.4882G	44.81	54.00	-9.19	31.13	3	Horizontal	305	2.19	-
2437MHz	Pass	PK	2.3854G	55.64	74.00	-18.36	30.76	3	Horizontal	305	2.19	-
2437MHz	Pass	PK	2.433G	107.90	Inf	-Inf	30.93	3	Horizontal	305	2.19	-
2437MHz	Pass	PK	2.4858G	57.78	74.00	-16.22	31.12	3	Horizontal	305	2.19	-
2437MHz	Pass	AV	4.87804G	29.81	54.00	-24.19	2.26	3	Vertical	147	1.84	-
2437MHz	Pass	PK	4.87808G	42.54	74.00	-31.46	2.26	3	Vertical	147	1.84	-
2437MHz	Pass	AV	4.87728G	29.87	54.00	-24.13	2.26	3	Horizontal	15	1.76	-
2437MHz	Pass	PK	4.87746G	42.82	74.00	-31.18	2.26	3	Horizontal	15	1.76	-
2452MHz	Pass	AV	2.4472G	93.90	Inf	-Inf	30.98	3	Vertical	109	1.19	-
2452MHz	Pass	AV	2.4835G	47.86	54.00	-6.14	31.11	3	Vertical	109	1.19	-
2452MHz	Pass	PK	2.447G	104.01	Inf	-Inf	30.98	3	Vertical	109	1.19	-



Mode	Result	Type	Freq (Hz)	Level (dBuV/m)	Limit (dBuV/m)	Margin (dB)	Factor (dB)	Dist (m)	Condition	Azimuth (°)	Height (m)	Comments
2452MHz	Pass	PK	2.4838G	63.18	74.00	-10.82	31.11	3	Vertical	109	1.19	-
2452MHz	Pass	AV	2.4552G	98.54	Inf	-Inf	31.00	3	Horizontal	32	2.18	-
2452MHz	Pass	AV	2.4835G	52.12	54.00	-1.88	31.11	3	Horizontal	32	2.18	-
2452MHz	Pass	PK	2.4568G	108.57	Inf	-Inf	31.02	3	Horizontal	32	2.18	-
2452MHz	Pass	PK	2.4844G	67.54	74.00	-6.46	31.12	3	Horizontal	32	2.18	-
2457MHz	Pass	AV	2.452G	92.71	Inf	-Inf	31.00	3	Vertical	107	1.17	-
2457MHz	Pass	AV	2.4835G	49.07	54.00	-4.93	31.11	3	Vertical	107	1.17	-
2457MHz	Pass	PK	2.4518G	103.04	Inf	-Inf	31.00	3	Vertical	107	1.17	-
2457MHz	Pass	PK	2.484G	66.02	74.00	-7.98	31.12	3	Vertical	107	1.17	-
2457MHz	Pass	AV	2.4614G	98.07	Inf	-Inf	31.03	3	Horizontal	32	1.92	-
2457MHz	Pass	AV	2.4835G	52.75	54.00	-1.25	31.11	3	Horizontal	32	1.92	-
2457MHz	Pass	PK	2.4622G	108.01	Inf	-Inf	31.03	3	Horizontal	32	1.92	-
2457MHz	Pass	PK	2.4848G	69.60	74.00	-4.40	31.12	3	Horizontal	32	1.92	-
2462MHz	Pass	AV	2.4704G	91.96	Inf	-Inf	31.07	3	Vertical	112	1.35	-
2462MHz	Pass	AV	2.4836G	49.75	54.00	-4.25	31.11	3	Vertical	112	1.35	-
2462MHz	Pass	PK	2.4694G	101.98	Inf	-Inf	31.06	3	Vertical	112	1.35	-
2462MHz	Pass	PK	2.4838G	70.81	74.00	-3.19	31.11	3	Vertical	112	1.35	-
2462MHz	Pass	AV	2.4674G	96.73	Inf	-Inf	31.05	3	Horizontal	36	1.95	-
2462MHz	Pass	AV	2.4836G	51.97	54.00	-2.03	31.11	3	Horizontal	36	1.95	-
2462MHz	Pass	PK	2.4658G	107.38	Inf	-Inf	31.04	3	Horizontal	36	1.95	-
2462MHz	Pass	PK	2.4836G	72.75	74.00	-1.25	31.11	3	Horizontal	36	1.95	-
2462MHz	Pass	AV	4.92024G	30.30	54.00	-23.70	2.36	3	Vertical	102	2.14	-
2462MHz	Pass	PK	4.92028G	43.36	74.00	-30.64	2.36	3	Vertical	102	2.14	-
2462MHz	Pass	AV	4.92706G	30.32	54.00	-23.68	2.39	3	Horizontal	62	1.89	-
2462MHz	Pass	PK	4.92352G	42.87	74.00	-31.13	2.38	3	Horizontal	62	1.89	-
802.11n HT40_Nss1,(MCS0)_1TX(Port1)	-	-	-	-	-	-	-	-	-	-	-	-
2422MHz	Pass	AV	2.3896G	50.67	54.00	-3.33	30.77	3	Vertical	110	1.61	-
2422MHz	Pass	AV	2.4108G	90.12	Inf	-Inf	30.85	3	Vertical	110	1.61	-
2422MHz	Pass	AV	2.486G	45.19	54.00	-8.81	31.12	3	Vertical	110	1.61	-
2422MHz	Pass	PK	2.3876G	70.40	74.00	-3.60	30.77	3	Vertical	110	1.61	-
2422MHz	Pass	PK	2.4124G	99.21	Inf	-Inf	30.85	3	Vertical	110	1.61	-
2422MHz	Pass	PK	2.4844G	58.11	74.00	-15.89	31.12	3	Vertical	110	1.61	-
2422MHz	Pass	AV	2.39G	52.74	54.00	-1.26	30.77	3	Horizontal	304	2.21	-
2422MHz	Pass	AV	2.4204G	93.84	Inf	-Inf	30.89	3	Horizontal	304	2.21	-
2422MHz	Pass	AV	2.4835G	45.72	54.00	-8.28	31.11	3	Horizontal	304	2.21	-
2422MHz	Pass	PK	2.3884G	69.11	74.00	-4.89	30.77	3	Horizontal	304	2.21	-
2422MHz	Pass	PK	2.4112G	103.07	Inf	-Inf	30.85	3	Horizontal	304	2.21	-
2422MHz	Pass	PK	2.4876G	58.59	74.00	-15.41	31.13	3	Horizontal	304	2.21	-
2422MHz	Pass	AV	4.8424G	30.55	54.00	-23.45	2.18	3	Vertical	271	1.08	-
2422MHz	Pass	PK	4.84522G	43.40	74.00	-30.60	2.18	3	Vertical	271	1.08	-
2422MHz	Pass	AV	4.8398G	31.12	54.00	-22.88	2.16	3	Horizontal	310	1.46	-
2422MHz	Pass	PK	4.84348G	43.00	74.00	-31.00	2.18	3	Horizontal	310	1.46	-
2427MHz	Pass	AV	2.3898G	52.10	54.00	-1.90	30.77	3	Vertical	106	1.20	-
2427MHz	Pass	AV	2.4158G	91.56	Inf	-Inf	30.86	3	Vertical	106	1.20	-
2427MHz	Pass	AV	2.4838G	47.20	54.00	-6.80	31.11	3	Vertical	106	1.20	-
2427MHz	Pass	PK	2.3894G	71.13	74.00	-2.87	30.77	3	Vertical	106	1.20	-
2427MHz	Pass	PK	2.4138G	100.50	Inf	-Inf	30.86	3	Vertical	106	1.20	-
2427MHz	Pass	PK	2.4858G	60.62	74.00	-13.38	31.12	3	Vertical	106	1.20	-
2427MHz	Pass	AV	2.3886G	52.71	54.00	-1.29	30.77	3	Horizontal	301	2.17	-



Mode	Result	Type	Freq (Hz)	Level (dBuV/m)	Limit (dBuV/m)	Margin (dB)	Factor (dB)	Dist (m)	Condition	Azimuth (°)	Height (m)	Comments
2427MHz	Pass	AV	2.4182G	94.97	Inf	-Inf	30.87	3	Horizontal	301	2.17	-
2427MHz	Pass	AV	2.4835G	48.68	54.00	-5.32	31.11	3	Horizontal	301	2.17	-
2427MHz	Pass	PK	2.3894G	70.61	74.00	-3.39	30.77	3	Horizontal	301	2.17	-
2427MHz	Pass	PK	2.4166G	104.42	Inf	-Inf	30.87	3	Horizontal	301	2.17	-
2427MHz	Pass	PK	2.4854G	62.26	74.00	-11.74	31.12	3	Horizontal	301	2.17	-
2432MHz	Pass	AV	2.39G	50.38	54.00	-3.62	30.77	3	Vertical	108	1.17	-
2432MHz	Pass	AV	2.4208G	91.23	Inf	-Inf	30.89	3	Vertical	108	1.17	-
2432MHz	Pass	AV	2.4835G	50.00	54.00	-4.00	31.11	3	Vertical	108	1.17	-
2432MHz	Pass	PK	2.39G	68.29	74.00	-5.71	30.77	3	Vertical	108	1.17	-
2432MHz	Pass	PK	2.4196G	100.29	Inf	-Inf	30.88	3	Vertical	108	1.17	-
2432MHz	Pass	PK	2.4835G	63.34	74.00	-10.66	31.11	3	Vertical	108	1.17	-
2432MHz	Pass	AV	2.39G	52.75	54.00	-1.25	30.77	3	Horizontal	298	2.19	-
2432MHz	Pass	AV	2.42G	96.16	Inf	-Inf	30.89	3	Horizontal	298	2.19	-
2432MHz	Pass	AV	2.4835G	51.43	54.00	-2.57	31.11	3	Horizontal	298	2.19	-
2432MHz	Pass	PK	2.39G	68.32	74.00	-5.68	30.77	3	Horizontal	298	2.19	-
2432MHz	Pass	PK	2.4232G	105.11	Inf	-Inf	30.89	3	Horizontal	298	2.19	-
2432MHz	Pass	PK	2.4835G	63.42	74.00	-10.58	31.11	3	Horizontal	298	2.19	-
2437MHz	Pass	AV	2.3898G	48.48	54.00	-5.52	30.77	3	Vertical	110	1.22	-
2437MHz	Pass	AV	2.4242G	90.47	Inf	-Inf	30.90	3	Vertical	110	1.22	-
2437MHz	Pass	AV	2.4835G	52.03	54.00	-1.97	31.11	3	Vertical	110	1.22	-
2437MHz	Pass	PK	2.3894G	62.28	74.00	-11.72	30.77	3	Vertical	110	1.22	-
2437MHz	Pass	PK	2.4226G	99.87	Inf	-Inf	30.89	3	Vertical	110	1.22	-
2437MHz	Pass	PK	2.4835G	69.50	74.00	-4.50	31.11	3	Vertical	110	1.22	-
2437MHz	Pass	AV	2.3898G	50.14	54.00	-3.86	30.77	3	Horizontal	300	2.17	-
2437MHz	Pass	AV	2.4462G	95.47	Inf	-Inf	30.98	3	Horizontal	300	2.17	-
2437MHz	Pass	AV	2.4835G	52.92	54.00	-1.08	31.11	3	Horizontal	300	2.17	-
2437MHz	Pass	PK	2.3898G	63.95	74.00	-10.05	30.77	3	Horizontal	300	2.17	-
2437MHz	Pass	PK	2.4474G	105.07	Inf	-Inf	30.98	3	Horizontal	300	2.17	-
2437MHz	Pass	PK	2.4842G	68.51	74.00	-5.49	31.12	3	Horizontal	300	2.17	-
2437MHz	Pass	AV	4.87668G	30.89	54.00	-23.11	2.26	3	Vertical	314	1.35	-
2437MHz	Pass	PK	4.87262G	42.66	74.00	-31.34	2.25	3	Vertical	314	1.35	-
2437MHz	Pass	AV	4.8778G	30.69	54.00	-23.31	2.26	3	Horizontal	283	1.36	-
2437MHz	Pass	PK	4.87234G	42.45	74.00	-31.55	2.25	3	Horizontal	283	1.36	-
2442MHz	Pass	AV	2.39G	45.52	54.00	-8.48	30.77	3	Vertical	113	1.57	-
2442MHz	Pass	AV	2.452G	90.66	Inf	-Inf	31.00	3	Vertical	113	1.57	-
2442MHz	Pass	AV	2.4835G	51.15	54.00	-2.85	31.11	3	Vertical	113	1.57	-
2442MHz	Pass	PK	2.3888G	57.14	74.00	-16.86	30.77	3	Vertical	113	1.57	-
2442MHz	Pass	PK	2.4504G	100.10	Inf	-Inf	30.99	3	Vertical	113	1.57	-
2442MHz	Pass	PK	2.484G	66.79	74.00	-7.21	31.12	3	Vertical	113	1.57	-
2442MHz	Pass	AV	2.39G	46.58	54.00	-7.42	30.77	3	Horizontal	329	2.39	-
2442MHz	Pass	AV	2.4528G	95.27	Inf	-Inf	31.00	3	Horizontal	329	2.39	-
2442MHz	Pass	AV	2.4835G	52.74	54.00	-1.26	31.11	3	Horizontal	329	2.39	-
2442MHz	Pass	PK	2.388G	57.75	74.00	-16.25	30.77	3	Horizontal	329	2.39	-
2442MHz	Pass	PK	2.4536G	104.34	Inf	-Inf	31.00	3	Horizontal	329	2.39	-
2442MHz	Pass	PK	2.4835G	68.84	74.00	-5.16	31.11	3	Horizontal	329	2.39	-
2447MHz	Pass	AV	2.3898G	44.38	54.00	-9.62	30.77	3	Vertical	112	1.55	-
2447MHz	Pass	AV	2.4514G	89.37	Inf	-Inf	30.99	3	Vertical	112	1.55	-
2447MHz	Pass	AV	2.4842G	49.91	54.00	-4.09	31.12	3	Vertical	112	1.55	-
2447MHz	Pass	PK	2.3886G	55.75	74.00	-18.25	30.77	3	Vertical	112	1.55	-

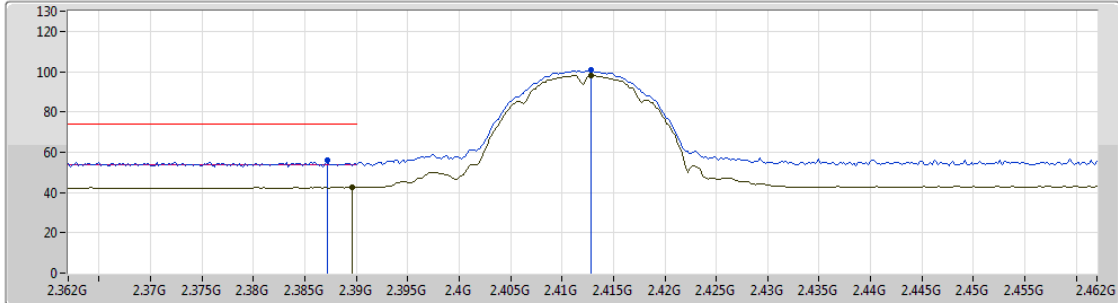


Mode	Result	Type	Freq (Hz)	Level (dBuV/m)	Limit (dBuV/m)	Margin (dB)	Factor (dB)	Dist (m)	Condition	Azimuth (°)	Height (m)	Comments
2447MHz	Pass	PK	2.4506G	98.43	Inf	-Inf	30.99	3	Vertical	112	1.55	-
2447MHz	Pass	PK	2.4838G	68.02	74.00	-5.98	31.11	3	Vertical	112	1.55	-
2447MHz	Pass	AV	2.3874G	43.84	54.00	-10.16	30.76	3	Horizontal	23	2.16	-
2447MHz	Pass	AV	2.4566G	93.10	Inf	-Inf	31.02	3	Horizontal	23	2.16	-
2447MHz	Pass	AV	2.4835G	52.83	54.00	-1.17	31.11	3	Horizontal	23	2.16	-
2447MHz	Pass	PK	2.3854G	55.15	74.00	-18.85	30.76	3	Horizontal	23	2.16	-
2447MHz	Pass	PK	2.4562G	103.34	Inf	-Inf	31.01	3	Horizontal	23	2.16	-
2447MHz	Pass	PK	2.4835G	70.75	74.00	-3.25	31.11	3	Horizontal	23	2.16	-
2452MHz	Pass	AV	2.384G	43.87	54.00	-10.13	30.76	3	Vertical	111	1.56	-
2452MHz	Pass	AV	2.4492G	88.70	Inf	-Inf	30.99	3	Vertical	111	1.56	-
2452MHz	Pass	AV	2.484G	50.05	54.00	-3.95	31.12	3	Vertical	111	1.56	-
2452MHz	Pass	PK	2.3828G	56.66	74.00	-17.34	30.75	3	Vertical	111	1.56	-
2452MHz	Pass	PK	2.446G	98.23	Inf	-Inf	30.98	3	Vertical	111	1.56	-
2452MHz	Pass	PK	2.488G	68.52	74.00	-5.48	31.13	3	Vertical	111	1.56	-
2452MHz	Pass	AV	2.3796G	43.98	54.00	-10.02	30.74	3	Horizontal	30	1.92	-
2452MHz	Pass	AV	2.4616G	93.81	Inf	-Inf	31.03	3	Horizontal	30	1.92	-
2452MHz	Pass	AV	2.4835G	52.82	54.00	-1.18	31.11	3	Horizontal	30	1.92	-
2452MHz	Pass	PK	2.3664G	55.78	74.00	-18.22	30.70	3	Horizontal	30	1.92	-
2452MHz	Pass	PK	2.4616G	103.18	Inf	-Inf	31.03	3	Horizontal	30	1.92	-
2452MHz	Pass	PK	2.484G	72.19	74.00	-1.81	31.12	3	Horizontal	30	1.92	-
2452MHz	Pass	AV	4.9058G	30.67	54.00	-23.33	2.33	3	Vertical	204	2.12	-
2452MHz	Pass	PK	4.90768G	42.39	74.00	-31.61	2.34	3	Vertical	204	2.12	-
2452MHz	Pass	AV	4.90882G	30.48	54.00	-23.52	2.34	3	Horizontal	312	1.95	-
2452MHz	Pass	PK	4.90092G	42.48	74.00	-31.52	2.32	3	Horizontal	312	1.95	-

802.11b\_Nss1,(1Mbps)\_1TX(Port1)

19/10/2018

2412MHz\_TX



Type	Freq (Hz)	Level (dBuV/m)	Limit (dBuV/m)	Margin (dB)	Factor (dB)	Dist (m)	Condition	Azimuth (°)	Height (m)	Comments
AV	2.3896G	42.52	54.00	-11.48	30.77	3	Vertical	283	1.67	-
AV	2.4128G	98.21	Inf	-Inf	30.86	3	Vertical	283	1.67	-
PK	2.3872G	56.29	74.00	-17.71	30.76	3	Vertical	283	1.67	-
PK	2.4128G	100.59	Inf	-Inf	30.86	3	Vertical	283	1.67	-

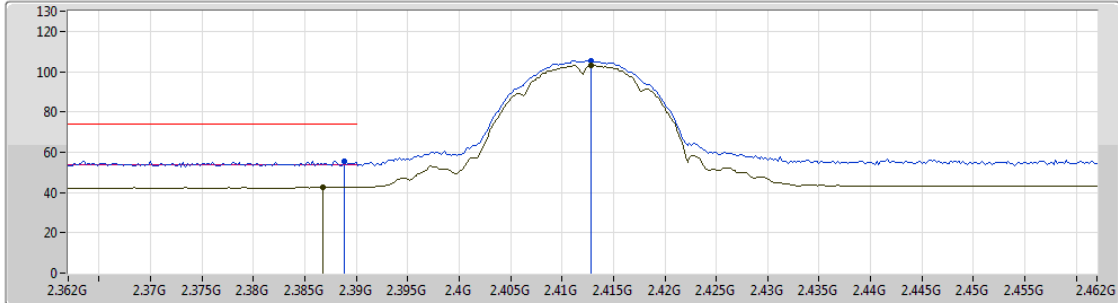




802.11b\_Nss1,(1Mbps)\_1TX(Port1)

19/10/2018

2412MHz\_TX



Lim.PK    
 PK    
 Lim.AV    
 AV

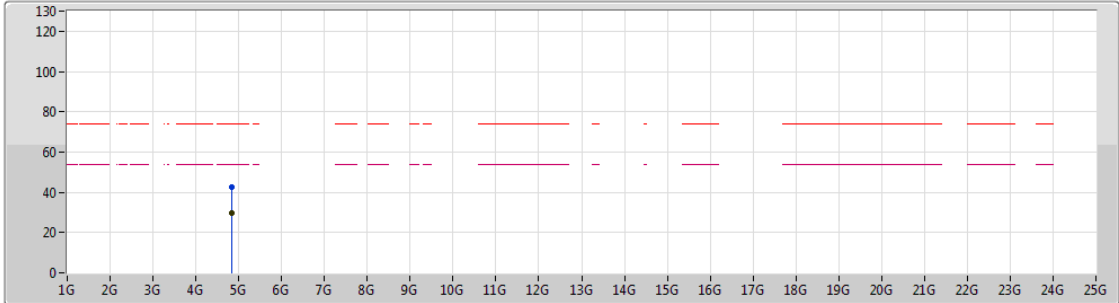
Type	Freq (Hz)	Level (dBuV/m)	Limit (dBuV/m)	Margin (dB)	Factor (dB)	Dist (m)	Condition	Azimuth (°)	Height (m)	Comments
AV	2.3868G	42.78	54.00	-11.22	30.76	3	Horizontal	305	2.18	-
AV	2.4128G	103.23	Inf	-Inf	30.86	3	Horizontal	305	2.18	-
PK	2.3888G	55.57	74.00	-18.43	30.77	3	Horizontal	305	2.18	-
PK	2.4128G	105.57	Inf	-Inf	30.86	3	Horizontal	305	2.18	-



802.11b\_Nss1,(1Mbps)\_1TX(Port1)

20/10/2018

2412MHz\_TX



Lim.PK  
 PK  
 Lim.AV  
 AV

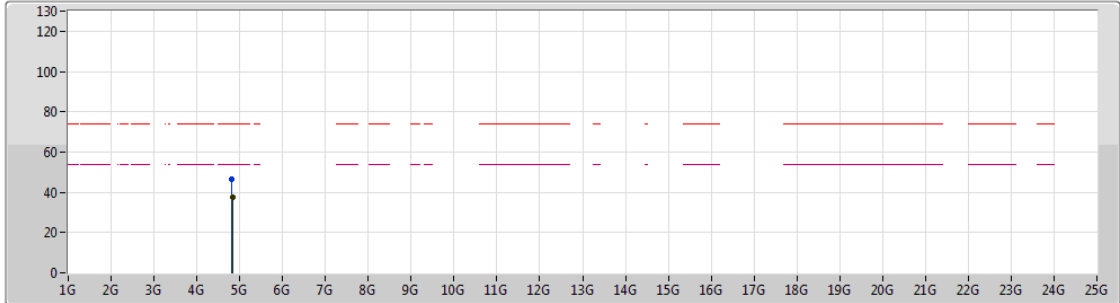
Type	Freq (Hz)	Level (dBuV/m)	Limit (dBuV/m)	Margin (dB)	Factor (dB)	Dist (m)	Condition	Azimuth (°)	Height (m)	Comments
AV	4.82752G	29.57	54.00	-24.43	2.14	3	Vertical	291	2.02	-
PK	4.82748G	42.50	74.00	-31.50	2.14	3	Vertical	291	2.02	-



802.11b\_Nss1,(1Mbps)\_1TX(Port1)

20/10/2018

2412MHz\_TX



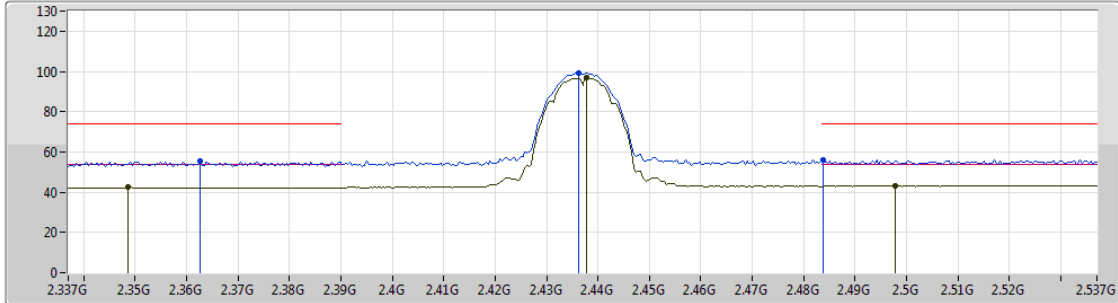
Lim.PK    
 PK    
 Lim.AV    
 AV

Type	Freq (Hz)	Level (dBuV/m)	Limit (dBuV/m)	Margin (dB)	Factor (dB)	Dist (m)	Condition	Azimuth (°)	Height (m)	Comments
AV	4.82726G	37.55	54.00	-16.45	2.14	3	Horizontal	289	1.58	-
PK	4.82192G	46.43	74.00	-27.57	2.13	3	Horizontal	289	1.58	-

802.11b\_Nss1,(1Mbps)\_1TX(Port1)

19/10/2018

2437MHz\_TX

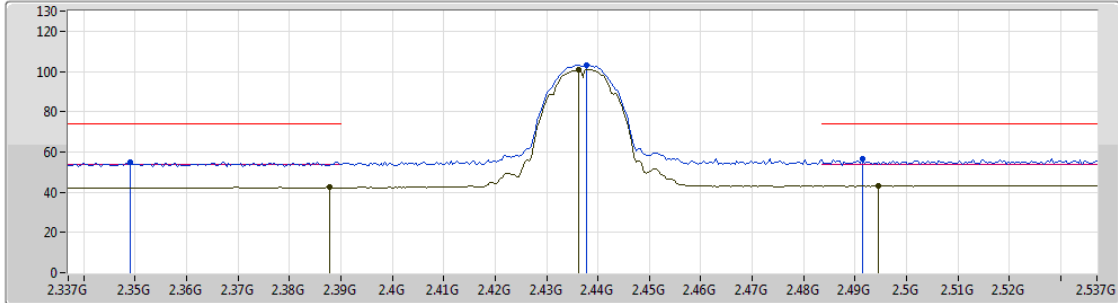


Type	Freq [Hz]	Level [dBuV/m]	Limit [dBuV/m]	Margin [dB]	Factor [dB]	Dist [m]	Condition	Azimuth [°]	Height [m]	Comments
AV	2.3486G	42.39	54.00	-11.61	30.63	3	Vertical	125	2.29	-
AV	2.4378G	96.73	Inf	-Inf	30.95	3	Vertical	125	2.29	-
AV	2.4978G	43.11	54.00	-10.89	31.16	3	Vertical	125	2.29	-
PK	2.3626G	55.22	74.00	-18.78	30.68	3	Vertical	125	2.29	-
PK	2.4362G	99.19	Inf	-Inf	30.94	3	Vertical	125	2.29	-
PK	2.4838G	56.24	74.00	-17.76	31.11	3	Vertical	125	2.29	-

802.11b\_Nss1,(1Mbps)\_1TX(Port1)

19/10/2018

2437MHz\_TX



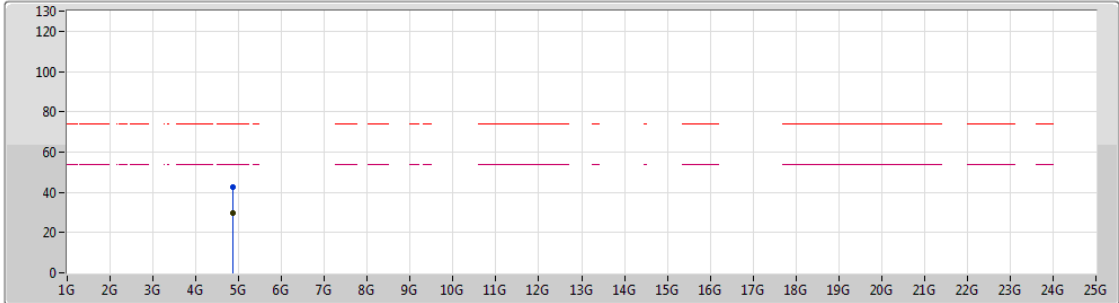
Type	Freq (Hz)	Level (dBuV/m)	Limit (dBuV/m)	Margin (dB)	Factor (dB)	Dist (m)	Condition	Azimuth (°)	Height (m)	Comments
AV	2.3878G	42.32	54.00	-11.68	30.77	3	Horizontal	339	1.66	-
AV	2.4362G	100.94	Inf	-Inf	30.94	3	Horizontal	339	1.66	-
AV	2.4946G	43.26	54.00	-10.74	31.15	3	Horizontal	339	1.66	-
PK	2.349G	54.98	74.00	-19.02	30.63	3	Horizontal	339	1.66	-
PK	2.4378G	103.32	Inf	-Inf	30.95	3	Horizontal	339	1.66	-
PK	2.4914G	56.58	74.00	-17.42	31.14	3	Horizontal	339	1.66	-



802.11b\_Nss1,(1Mbps)\_1TX(Port1)

20/10/2018

2437MHz\_TX



Lim.PK    
 PK    
 Lim.AV    
 AV

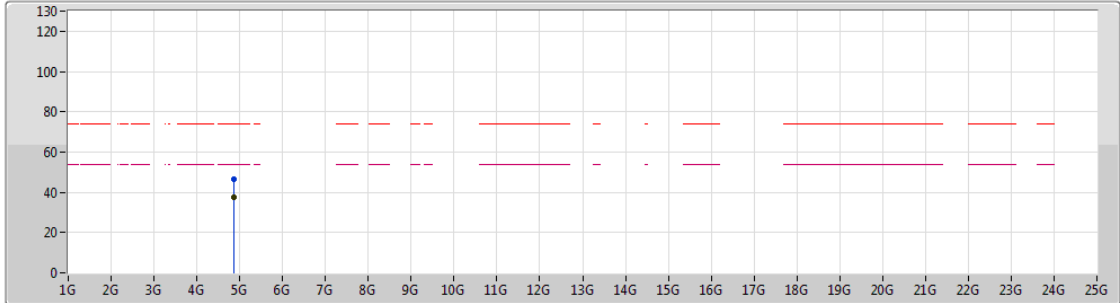
Type	Freq (Hz)	Level (dBuV/m)	Limit (dBuV/m)	Margin (dB)	Factor (dB)	Dist (m)	Condition	Azimuth (°)	Height (m)	Comments
AV	4.87268G	29.45	54.00	-24.55	2.25	3	Vertical	278	1.88	-
PK	4.87324G	42.75	74.00	-31.25	2.25	3	Vertical	278	1.88	-



802.11b\_Nss1,(1Mbps)\_1TX(Port1)

20/10/2018

2437MHz\_TX



Lim.PK  
 PK  
 Lim.AV  
 AV

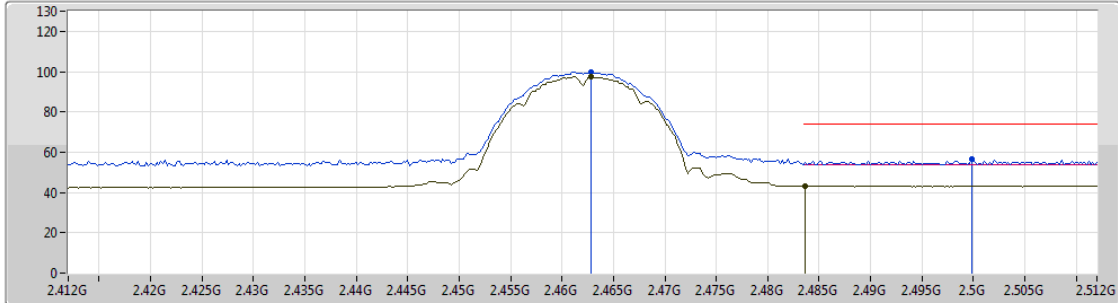
Type	Freq (Hz)	Level (dBuV/m)	Limit (dBuV/m)	Margin (dB)	Factor (dB)	Dist (m)	Condition	Azimuth (°)	Height (m)	Comments
AV	4.87398G	37.72	54.00	-16.28	2.25	3	Horizontal	354	1.83	-
PK	4.87389G	46.30	74.00	-27.70	2.25	3	Horizontal	354	1.83	-



802.11b\_Nss1,(1Mbps)\_1TX(Port1)

19/10/2018

2462MHz\_TX



Type	Freq (Hz)	Level (dBuV/m)	Limit (dBuV/m)	Margin (dB)	Factor (dB)	Dist (m)	Condition	Azimuth (°)	Height (m)	Comments
AV	2.4628G	97.31	Inf	-Inf	31.04	3	Vertical	117	1.42	-
AV	2.4836G	43.15	54.00	-10.85	31.11	3	Vertical	117	1.42	-
PK	2.4628G	99.73	Inf	-Inf	31.04	3	Vertical	117	1.42	-
PK	2.4998G	56.57	74.00	-17.43	31.17	3	Vertical	117	1.42	-

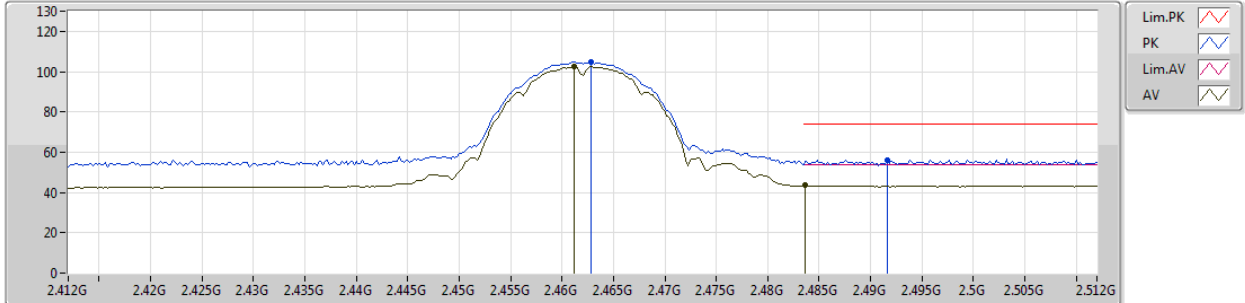




802.11b\_Nss1,(1Mbps)\_1TX(Port1)

19/10/2018

2462MHz\_TX



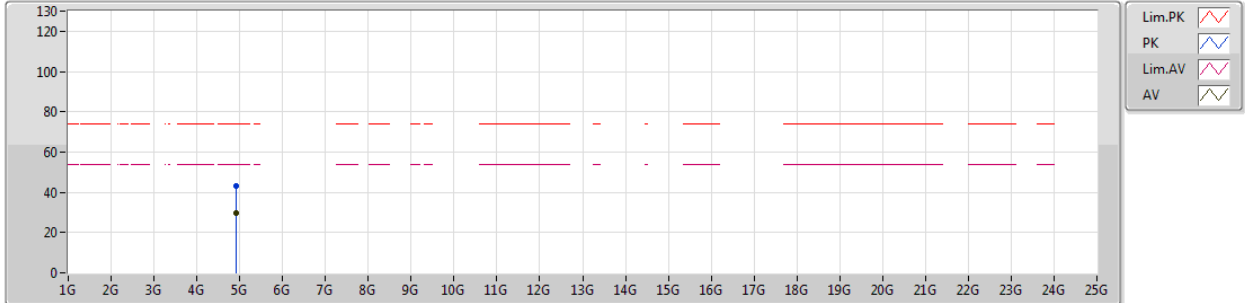
Type	Freq (Hz)	Level (dBuV/m)	Limit (dBuV/m)	Margin (dB)	Factor (dB)	Dist (m)	Condition	Azimuth (°)	Height (m)	Comments
AV	2.4612G	102.43	Inf	-Inf	31.03	3	Horizontal	35	1.93	-
AV	2.4836G	43.49	54.00	-10.51	31.11	3	Horizontal	35	1.93	-
PK	2.4628G	104.74	Inf	-Inf	31.04	3	Horizontal	35	1.93	-
PK	2.4916G	56.20	74.00	-17.80	31.14	3	Horizontal	35	1.93	-



802.11b\_Nss1,(1Mbps)\_1TX(Port1)

20/10/2018

2462MHz\_TX



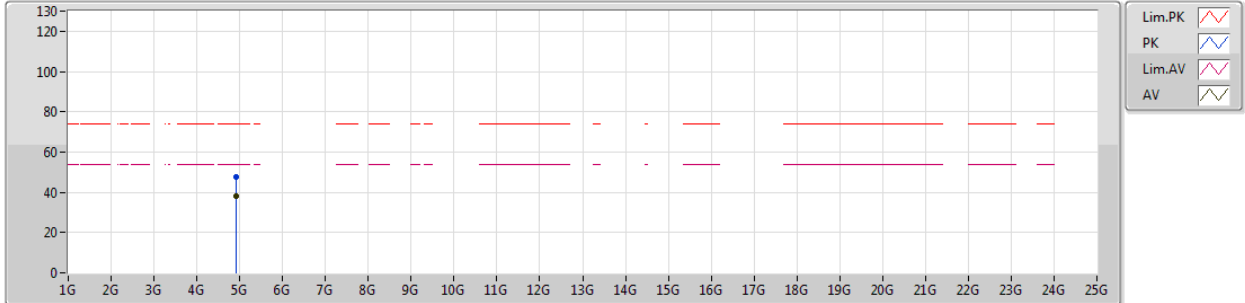
Type	Freq (Hz)	Level (dBuV/m)	Limit (dBuV/m)	Margin (dB)	Factor (dB)	Dist (m)	Condition	Azimuth (°)	Height (m)	Comments
AV	4.92814G	29.86	54.00	-24.14	2.40	3	Vertical	170	1.69	-
PK	4.9211G	43.09	74.00	-30.91	2.36	3	Vertical	170	1.69	-



802.11b\_Nss1,(1Mbps)\_1TX(Port1)

20/10/2018

2462MHz\_TX



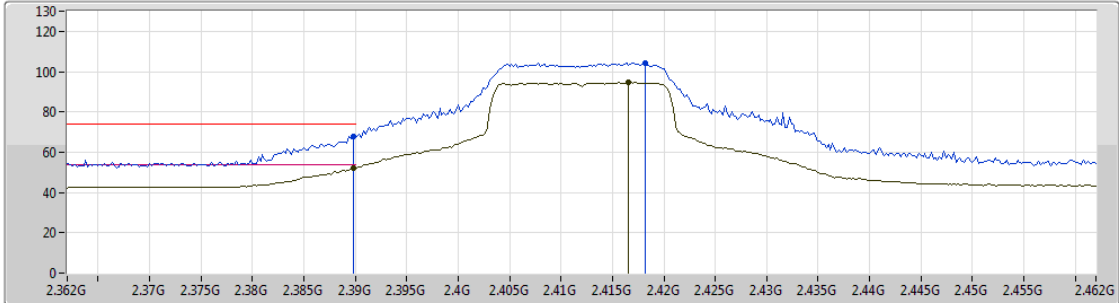
Lim.PK    
 PK    
 Lim.AV    
 AV

Type	Freq (Hz)	Level (dBuV/m)	Limit (dBuV/m)	Margin (dB)	Factor (dB)	Dist (m)	Condition	Azimuth (°)	Height (m)	Comments
AV	4.92646G	37.91	54.00	-16.09	2.39	3	Horizontal	178	1.10	-
PK	4.92658G	47.76	74.00	-26.24	2.39	3	Horizontal	178	1.10	-

802.11g\_Nss1,(6Mbps)\_1TX(Port1)

20/10/2018

2412MHz\_TX



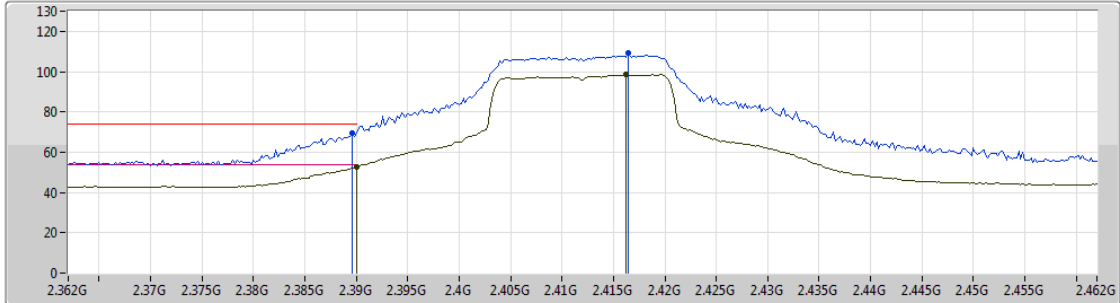
Lim.PK  
 PK  
 Lim.AV  
 AV

Type	Freq (Hz)	Level (dBuV/m)	Limit (dBuV/m)	Margin (dB)	Factor (dB)	Dist (m)	Condition	Azimuth (°)	Height (m)	Comments
AV	2.3898G	52.05	54.00	-1.95	30.77	3	Vertical	113	1.20	-
AV	2.4166G	94.58	Inf	-Inf	30.87	3	Vertical	113	1.20	-
PK	2.3898G	67.82	74.00	-6.18	30.77	3	Vertical	113	1.20	-
PK	2.4182G	104.36	Inf	-Inf	30.87	3	Vertical	113	1.20	-

802.11g\_Nss1,(6Mbps)\_1TX(Port1)

20/10/2018

2412MHz\_TX



Lim.PK  
 PK  
 Lim.AV  
 AV

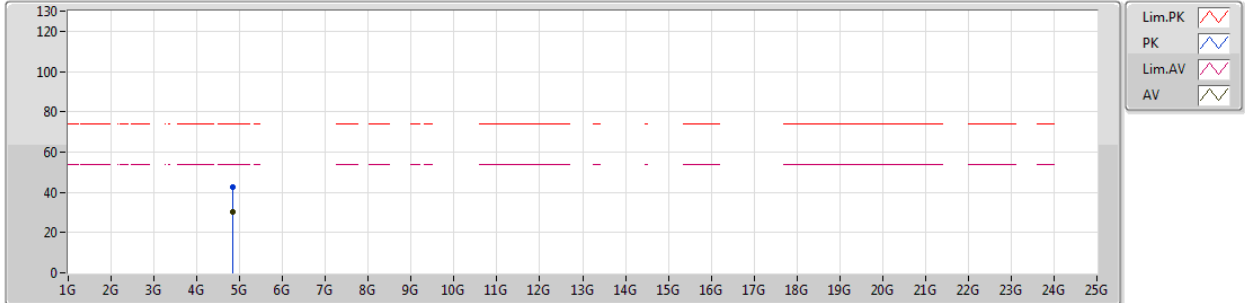
Type	Freq (Hz)	Level (dBuV/m)	Limit (dBuV/m)	Margin (dB)	Factor (dB)	Dist (m)	Condition	Azimuth (°)	Height (m)	Comments
AV	2.39G	52.63	54.00	-1.37	30.77	3	Horizontal	304	2.18	-
AV	2.4162G	98.46	Inf	-Inf	30.87	3	Horizontal	304	2.18	-
PK	2.3896G	69.35	74.00	-4.65	30.77	3	Horizontal	304	2.18	-
PK	2.4164G	109.22	Inf	-Inf	30.87	3	Horizontal	304	2.18	-



802.11g\_Nss1,(6Mbps)\_1TX(Port1)

20/10/2018

2412MHz\_TX



Type	Freq (Hz)	Level (dBuV/m)	Limit (dBuV/m)	Margin (dB)	Factor (dB)	Dist (m)	Condition	Azimuth (°)	Height (m)	Comments
AV	4.82874G	30.11	54.00	-23.89	2.15	3	Vertical	150	1.83	-
PK	4.8268G	42.73	74.00	-31.27	2.14	3	Vertical	150	1.83	-



802.11g\_Nss1,(6Mbps)\_1TX(Port1)

20/10/2018

2412MHz\_TX



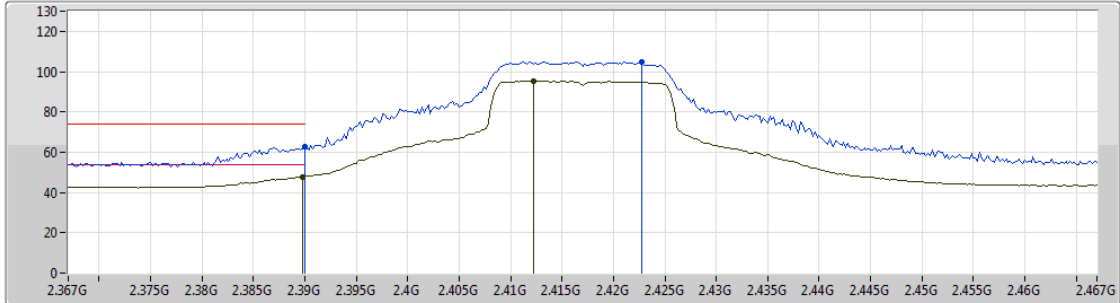
Lim.PK  
 PK  
 Lim.AV  
 AV

Type	Freq (Hz)	Level (dBuV/m)	Limit (dBuV/m)	Margin (dB)	Factor (dB)	Dist (m)	Condition	Azimuth (°)	Height (m)	Comments
AV	4.82864G	29.94	54.00	-24.06	2.15	3	Horizontal	233	1.52	-
PK	4.82548G	42.40	74.00	-31.60	2.14	3	Horizontal	233	1.52	-

802.11g\_Nss1,(6Mbps)\_1TX(Port1)

20/10/2018

2417MHz\_TX



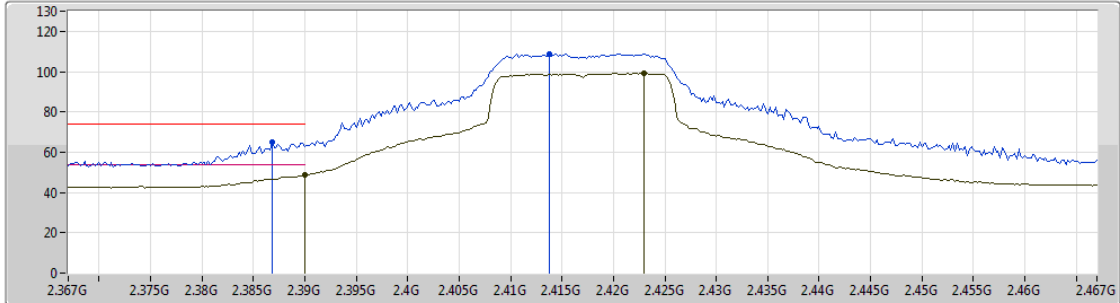
Type	Freq (Hz)	Level (dBuV/m)	Limit (dBuV/m)	Margin (dB)	Factor (dB)	Dist (m)	Condition	Azimuth (°)	Height (m)	Comments
AV	2.3898G	47.63	54.00	-6.37	30.77	3	Vertical	107	1.19	-
AV	2.4122G	95.40	Inf	-Inf	30.85	3	Vertical	107	1.19	-
PK	2.39G	62.57	74.00	-11.43	30.77	3	Vertical	107	1.19	-
PK	2.4228G	105.01	Inf	-Inf	30.89	3	Vertical	107	1.19	-



802.11g\_Nss1,(6Mbps)\_1TX(Port1)

20/10/2018

2417MHz\_TX

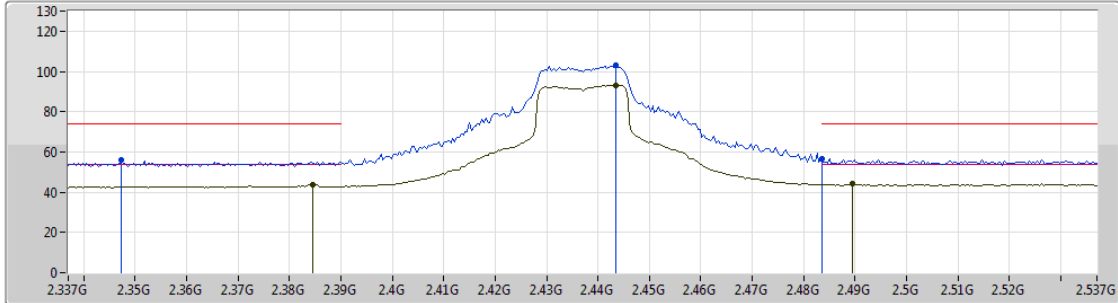


Type	Freq (Hz)	Level (dBuV/m)	Limit (dBuV/m)	Margin (dB)	Factor (dB)	Dist (m)	Condition	Azimuth (°)	Height (m)	Comments
AV	2.39G	48.66	54.00	-5.34	30.77	3	Horizontal	301	2.17	-
AV	2.423G	99.31	Inf	-Inf	30.89	3	Horizontal	301	2.17	-
PK	2.3868G	64.79	74.00	-9.21	30.76	3	Horizontal	301	2.17	-
PK	2.4138G	108.96	Inf	-Inf	30.86	3	Horizontal	301	2.17	-

802.11g\_Nss1,(6Mbps)\_1TX(Port1)

19/10/2018

2437MHz\_TX

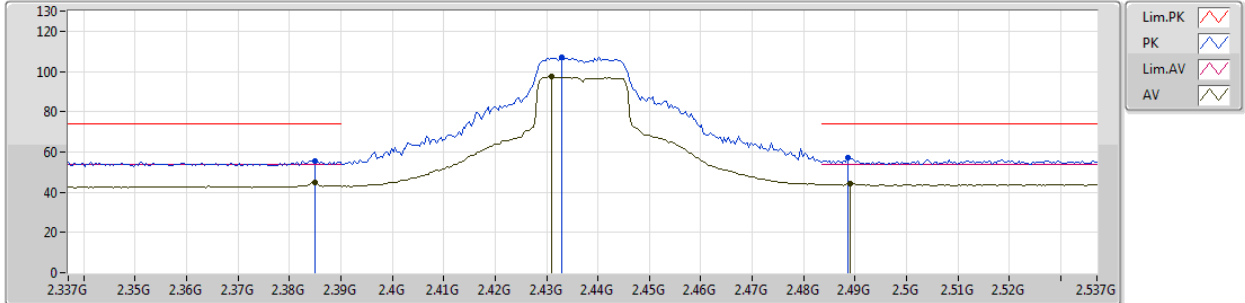


Type	Freq (Hz)	Level (dBuV/m)	Limit (dBuV/m)	Margin (dB)	Factor (dB)	Dist (m)	Condition	Azimuth (°)	Height (m)	Comments
AV	2.3846G	43.96	54.00	-10.04	30.76	3	Vertical	112	1.19	-
AV	2.4434G	93.27	Inf	-Inf	30.96	3	Vertical	112	1.19	-
AV	2.4894G	44.00	54.00	-10.00	31.13	3	Vertical	112	1.19	-
PK	2.3474G	55.99	74.00	-18.01	30.62	3	Vertical	112	1.19	-
PK	2.4434G	103.10	Inf	-Inf	30.96	3	Vertical	112	1.19	-
PK	2.4835G	56.45	74.00	-17.55	31.11	3	Vertical	112	1.19	-

802.11g\_Nss1,(6Mbps)\_1TX(Port1)

19/10/2018

2437MHz\_TX



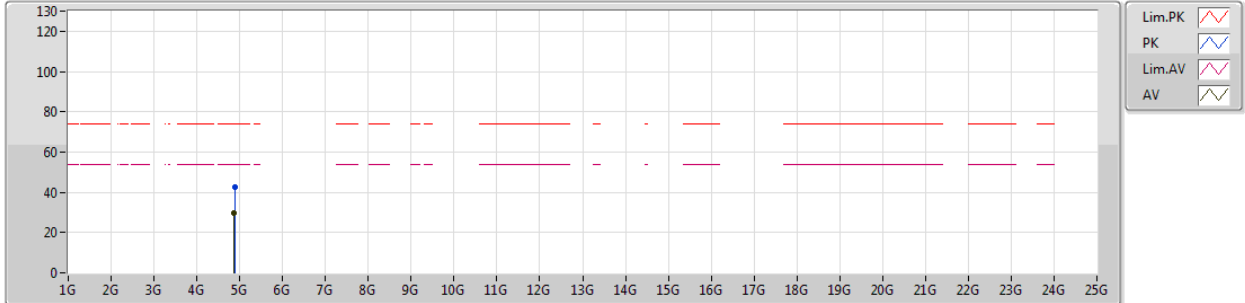
Type	Freq (Hz)	Level (dBuV/m)	Limit (dBuV/m)	Margin (dB)	Factor (dB)	Dist (m)	Condition	Azimuth (°)	Height (m)	Comments
AV	2.385G	44.69	54.00	-9.31	30.76	3	Horizontal	307	2.23	-
AV	2.431G	97.29	Inf	-Inf	30.92	3	Horizontal	307	2.23	-
AV	2.489G	44.50	54.00	-9.50	31.13	3	Horizontal	307	2.23	-
PK	2.385G	55.71	74.00	-18.29	30.76	3	Horizontal	307	2.23	-
PK	2.433G	106.77	Inf	-Inf	30.93	3	Horizontal	307	2.23	-
PK	2.4886G	57.35	74.00	-16.65	31.13	3	Horizontal	307	2.23	-



802.11g\_Nss1,(6Mbps)\_1TX(Port1)

20/10/2018

2437MHz\_TX



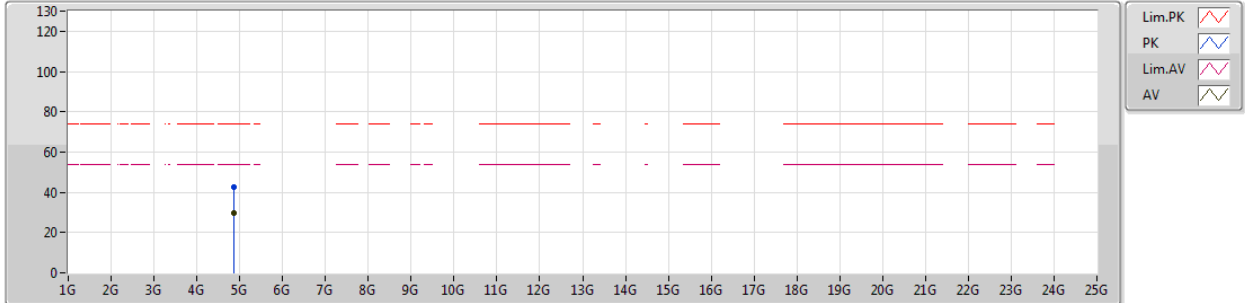
Type	Freq (Hz)	Level (dBuV/m)	Limit (dBuV/m)	Margin (dB)	Factor (dB)	Dist (m)	Condition	Azimuth (°)	Height (m)	Comments
AV	4.87434G	29.86	54.00	-24.14	2.25	3	Vertical	59	2.49	-
PK	4.87772G	42.80	74.00	-31.20	2.26	3	Vertical	59	2.49	-



802.11g\_Nss1,(6Mbps)\_1TX(Port1)

20/10/2018

2437MHz\_TX



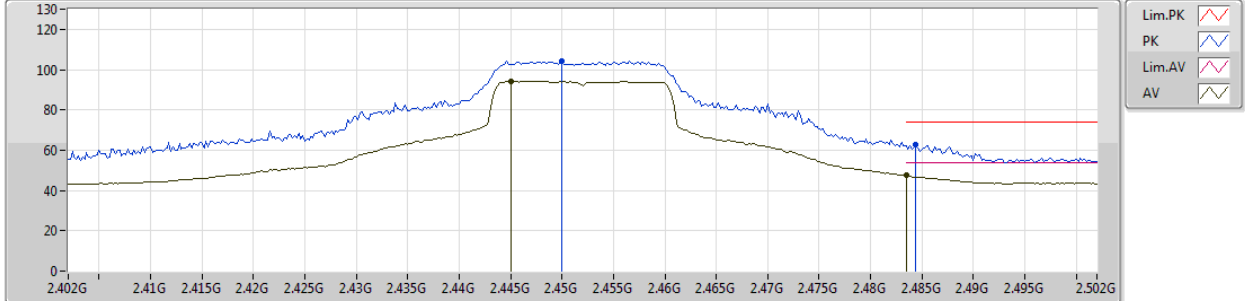
Type	Freq (Hz)	Level (dBuV/m)	Limit (dBuV/m)	Margin (dB)	Factor (dB)	Dist (m)	Condition	Azimuth (°)	Height (m)	Comments
AV	4.87538G	29.80	54.00	-24.20	2.26	3	Horizontal	17	1.15	-
PK	4.8752G	42.67	74.00	-31.33	2.26	3	Horizontal	17	1.15	-



802.11g\_Nss1,(6Mbps)\_1TX(Port1)

20/10/2018

2452MHz\_TX



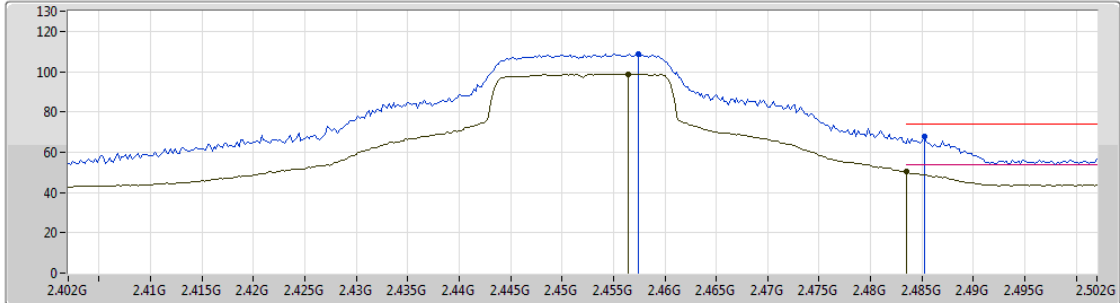
Type	Freq (Hz)	Level (dBuV/m)	Limit (dBuV/m)	Margin (dB)	Factor (dB)	Dist (m)	Condition	Azimuth (°)	Height (m)	Comments
AV	2.445G	94.38	Inf	-Inf	30.98	3	Vertical	107	1.19	-
AV	2.4835G	47.60	54.00	-6.40	31.11	3	Vertical	107	1.19	-
PK	2.45G	104.24	Inf	-Inf	30.99	3	Vertical	107	1.19	-
PK	2.4844G	62.83	74.00	-11.17	31.12	3	Vertical	107	1.19	-



802.11g\_Nss1,(6Mbps)\_1TX(Port1)

20/10/2018

2452MHz\_TX



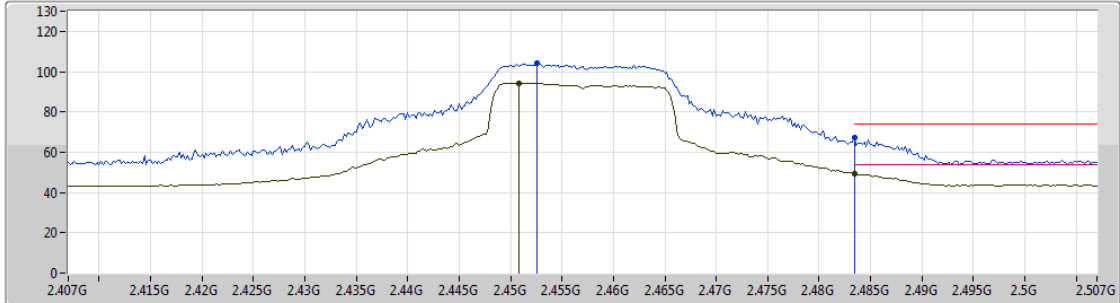
Type	Freq (Hz)	Level (dBuV/m)	Limit (dBuV/m)	Margin (dB)	Factor (dB)	Dist (m)	Condition	Azimuth (°)	Height (m)	Comments
AV	2.4564G	98.82	Inf	-Inf	31.02	3	Horizontal	30	2.17	-
AV	2.4835G	50.19	54.00	-3.81	31.11	3	Horizontal	30	2.17	-
PK	2.4574G	108.56	Inf	-Inf	31.02	3	Horizontal	30	2.17	-
PK	2.4852G	67.73	74.00	-6.27	31.12	3	Horizontal	30	2.17	-



802.11g\_Nss1,(6Mbps)\_1TX(Port1)

20/10/2018

2457MHz\_TX



Type	Freq (Hz)	Level (dBuV/m)	Limit (dBuV/m)	Margin (dB)	Factor (dB)	Dist (m)	Condition	Azimuth (°)	Height (m)	Comments
AV	2.4508G	94.41	Inf	-Inf	30.99	3	Vertical	112	1.58	-
AV	2.4835G	49.34	54.00	-4.66	31.11	3	Vertical	112	1.58	-
PK	2.4526G	104.20	Inf	-Inf	31.00	3	Vertical	112	1.58	-
PK	2.4835G	67.03	74.00	-6.97	31.11	3	Vertical	112	1.58	-

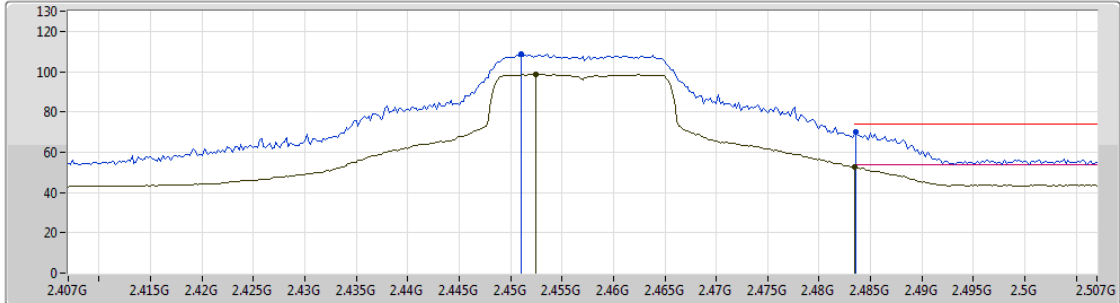




802.11g\_Nss1,(6Mbps)\_1TX(Port1)

20/10/2018

2457MHz\_TX

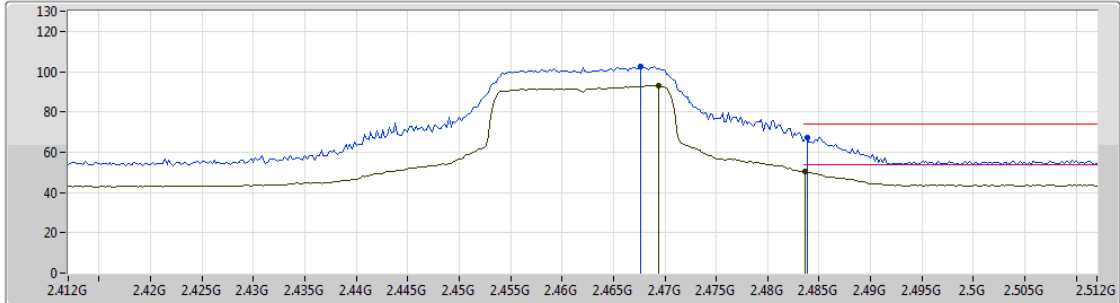


Type	Freq (Hz)	Level (dBuV/m)	Limit (dBuV/m)	Margin (dB)	Factor (dB)	Dist (m)	Condition	Azimuth (°)	Height (m)	Comments
AV	2.4524G	98.68	Inf	-Inf	31.00	3	Horizontal	32	2.19	-
AV	2.4835G	52.83	54.00	-1.17	31.11	3	Horizontal	32	2.19	-
PK	2.451G	108.71	Inf	-Inf	30.99	3	Horizontal	32	2.19	-
PK	2.4836G	70.25	74.00	-3.75	31.11	3	Horizontal	32	2.19	-

802.11g\_Nss1,(6Mbps)\_1TX(Port1)

20/10/2018

2462MHz\_TX

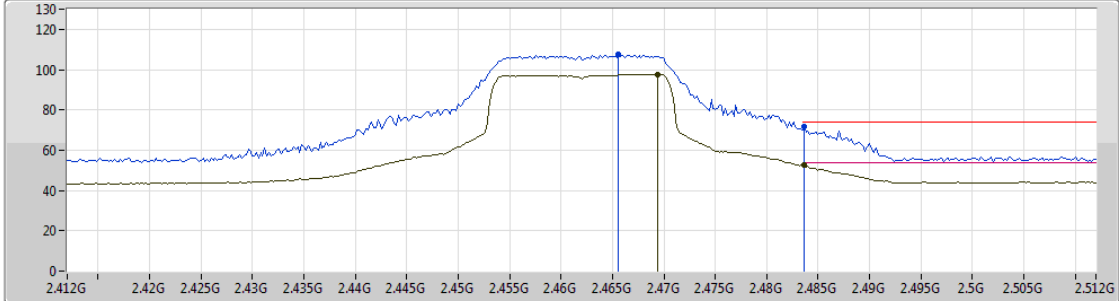


Type	Freq (Hz)	Level (dBuV/m)	Limit (dBuV/m)	Margin (dB)	Factor (dB)	Dist (m)	Condition	Azimuth (°)	Height (m)	Comments
AV	2.4694G	92.89	Inf	-Inf	31.06	3	Vertical	115	1.11	-
AV	2.4836G	50.25	54.00	-3.75	31.11	3	Vertical	115	1.11	-
PK	2.4676G	102.34	Inf	-Inf	31.05	3	Vertical	115	1.11	-
PK	2.4838G	67.52	74.00	-6.48	31.11	3	Vertical	115	1.11	-

802.11g\_Nss1,(6Mbps)\_1TX(Port1)

20/10/2018

2462MHz\_TX



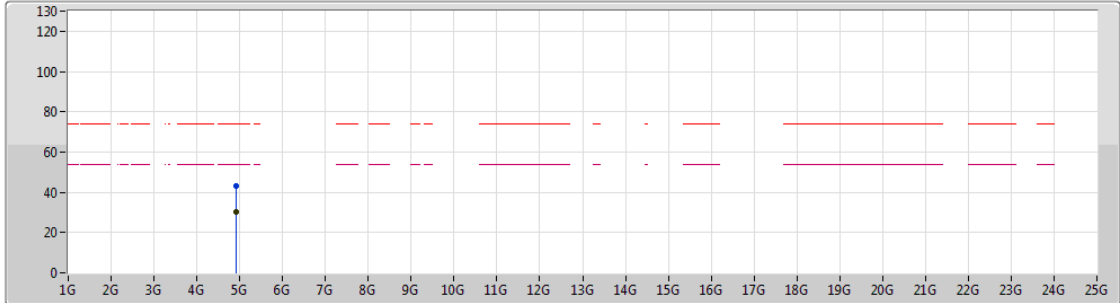
Type	Freq (Hz)	Level (dBuV/m)	Limit (dBuV/m)	Margin (dB)	Factor (dB)	Dist (m)	Condition	Azimuth (°)	Height (m)	Comments
AV	2.4694G	97.75	Inf	-Inf	31.06	3	Horizontal	39	1.96	-
AV	2.4836G	52.82	54.00	-1.18	31.11	3	Horizontal	39	1.96	-
PK	2.4656G	107.38	Inf	-Inf	31.04	3	Horizontal	39	1.96	-
PK	2.4836G	71.96	74.00	-2.04	31.11	3	Horizontal	39	1.96	-



802.11g\_Nss1,(6Mbps)\_1TX(Port1)

20/10/2018

2462MHz\_TX



Lim.PK   
 PK   
 Lim.AV   
 AV

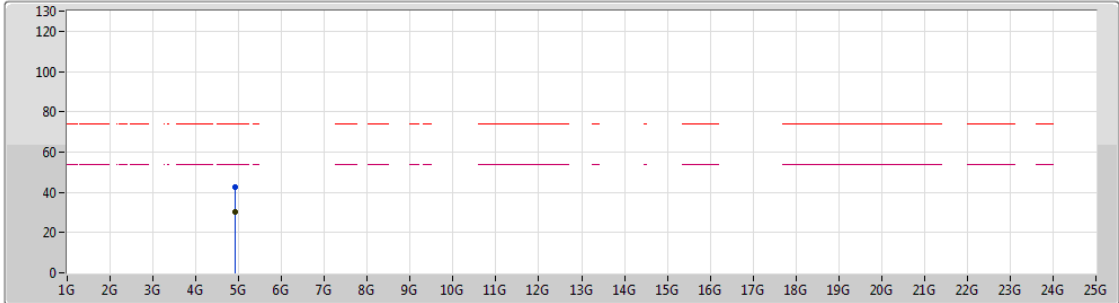
Type	Freq (Hz)	Level (dBuV/m)	Limit (dBuV/m)	Margin (dB)	Factor (dB)	Dist (m)	Condition	Azimuth (°)	Height (m)	Comments
AV	4.92516G	30.21	54.00	-23.79	2.39	3	Vertical	160	2.09	-
PK	4.92664G	43.24	74.00	-30.76	2.39	3	Vertical	160	2.09	-



802.11g\_Nss1,(6Mbps)\_1TX(Port1)

20/10/2018

2462MHz\_TX



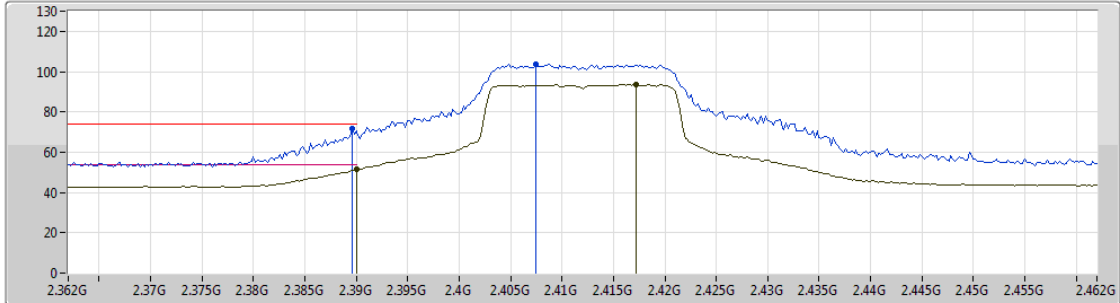
Lim.PK  
 PK  
 Lim.AV  
 AV

Type	Freq (Hz)	Level (dBuV/m)	Limit (dBuV/m)	Margin (dB)	Factor (dB)	Dist (m)	Condition	Azimuth (°)	Height (m)	Comments
AV	4.9277G	30.51	54.00	-23.49	2.39	3	Horizontal	43	1.12	-
PK	4.92518G	42.82	74.00	-31.18	2.39	3	Horizontal	43	1.12	-

802.11n HT20\_Nss1,(MCS0)\_1TX(Port1)

20/10/2018

2412MHz\_TX



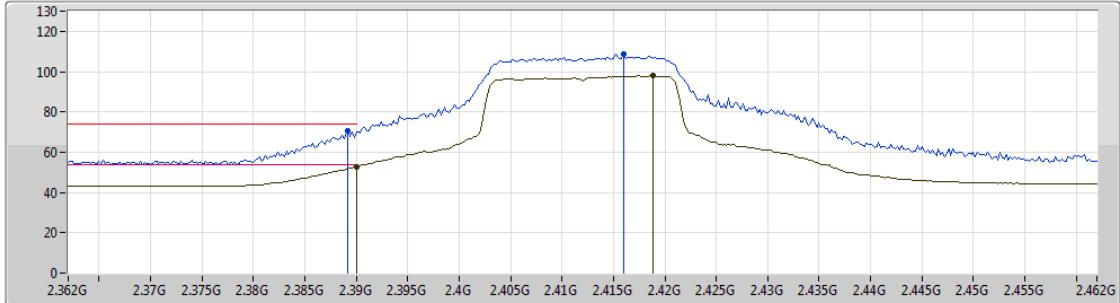
Lim.PK  
 PK  
 Lim.AV  
 AV

Type	Freq (Hz)	Level (dBuV/m)	Limit (dBuV/m)	Margin (dB)	Factor (dB)	Dist (m)	Condition	Azimuth (°)	Height (m)	Comments
AV	2.39G	51.50	54.00	-2.50	30.77	3	Vertical	112	1.18	-
AV	2.4172G	93.50	Inf	-Inf	30.87	3	Vertical	112	1.18	-
PK	2.3896G	71.75	74.00	-2.25	30.77	3	Vertical	112	1.18	-
PK	2.4074G	103.87	Inf	-Inf	30.84	3	Vertical	112	1.18	-

802.11n HT20\_Nss1,(MCS0)\_1TX(Port1)

20/10/2018

2412MHz\_TX

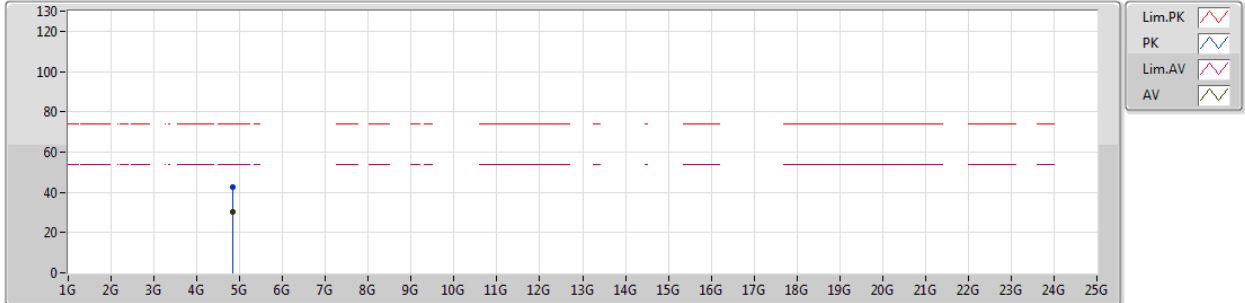


Type	Freq (Hz)	Level (dBuV/m)	Limit (dBuV/m)	Margin (dB)	Factor (dB)	Dist (m)	Condition	Azimuth (°)	Height (m)	Comments
AV	2.39G	52.62	54.00	-1.38	30.77	3	Horizontal	305	2.17	-
AV	2.4188G	97.85	Inf	-Inf	30.88	3	Horizontal	305	2.17	-
PK	2.3892G	70.79	74.00	-3.21	30.77	3	Horizontal	305	2.17	-
PK	2.416G	108.63	Inf	-Inf	30.86	3	Horizontal	305	2.17	-

802.11n HT20\_Nss1,(MCS0)\_1TX(Port1)

20/10/2018

2412MHz\_TX



Type	Freq (Hz)	Level (dBuV/m)	Limit (dBuV/m)	Margin (dB)	Factor (dB)	Dist (m)	Condition	Azimuth (°)	Height (m)	Comments
AV	4.82834G	29.98	54.00	-24.02	2.15	3	Vertical	167	2.20	-
PK	4.827G	42.65	74.00	-31.35	2.14	3	Vertical	167	2.20	-

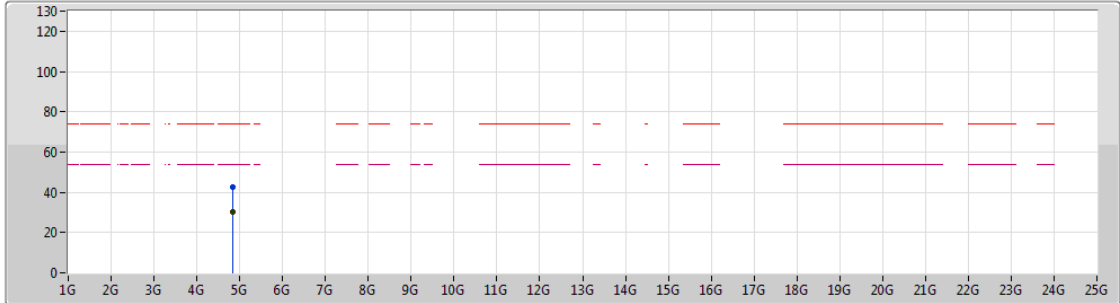




802.11n HT20\_Nss1,(MCS0)\_1TX(Port1)

20/10/2018

2412MHz\_TX



Lim.PK    
 PK    
 Lim.AV    
 AV

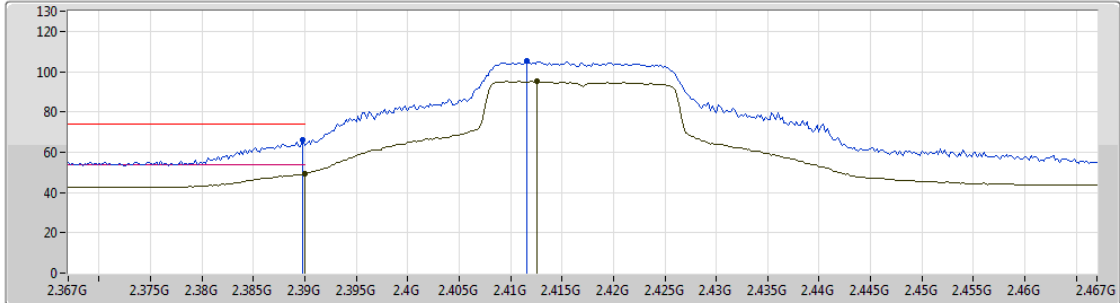
Type	Freq (Hz)	Level (dBuV/m)	Limit (dBuV/m)	Margin (dB)	Factor (dB)	Dist (m)	Condition	Azimuth (°)	Height (m)	Comments
AV	4.82766G	30.02	54.00	-23.98	2.14	3	Horizontal	97	1.70	-
PK	4.82778G	42.58	74.00	-31.42	2.14	3	Horizontal	97	1.70	-



802.11n HT20\_Nss1,(MCS0)\_1TX(Port1)

20/10/2018

2417MHz\_TX

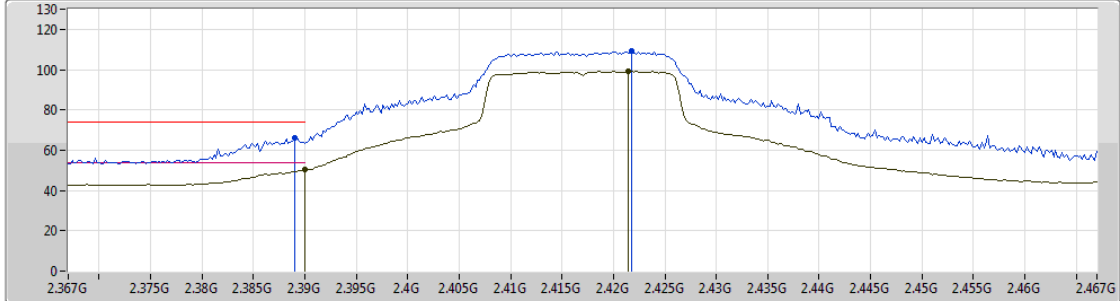


Type	Freq (Hz)	Level (dBuV/m)	Limit (dBuV/m)	Margin (dB)	Factor (dB)	Dist (m)	Condition	Azimuth (°)	Height (m)	Comments
AV	2.39G	49.45	54.00	-4.55	30.77	3	Vertical	108	1.38	-
AV	2.4126G	95.28	Inf	-Inf	30.86	3	Vertical	108	1.38	-
PK	2.3898G	66.29	74.00	-7.71	30.77	3	Vertical	108	1.38	-
PK	2.4116G	105.33	Inf	-Inf	30.85	3	Vertical	108	1.38	-

802.11n HT20\_Nss1,(MCS0)\_1TX(Port1)

20/10/2018

2417MHz\_TX



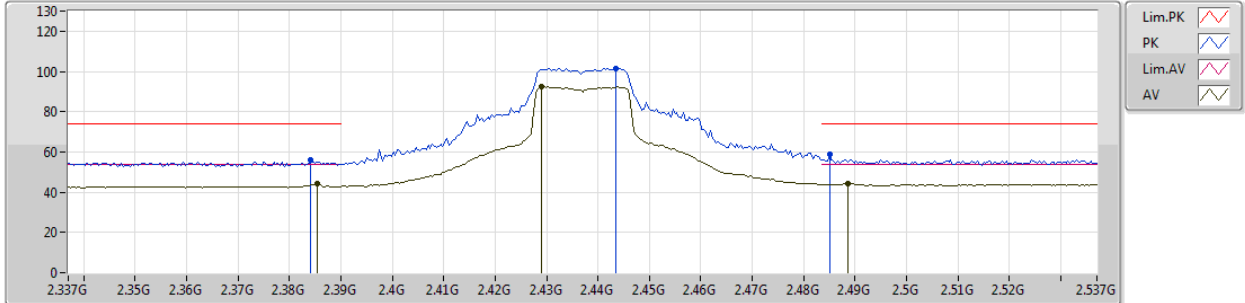
Lim.PK  
 PK  
 Lim.AV  
 AV

Type	Freq (Hz)	Level (dBuV/m)	Limit (dBuV/m)	Margin (dB)	Factor (dB)	Dist (m)	Condition	Azimuth (°)	Height (m)	Comments
AV	2.39G	50.16	54.00	-3.84	30.77	3	Horizontal	299	2.18	-
AV	2.4214G	99.16	Inf	-Inf	30.89	3	Horizontal	299	2.18	-
PK	2.389G	66.06	74.00	-7.94	30.77	3	Horizontal	299	2.18	-
PK	2.4218G	109.11	Inf	-Inf	30.89	3	Horizontal	299	2.18	-

802.11n HT20\_Nss1,(MCS0)\_1TX(Port1)

19/10/2018

2437MHz\_TX

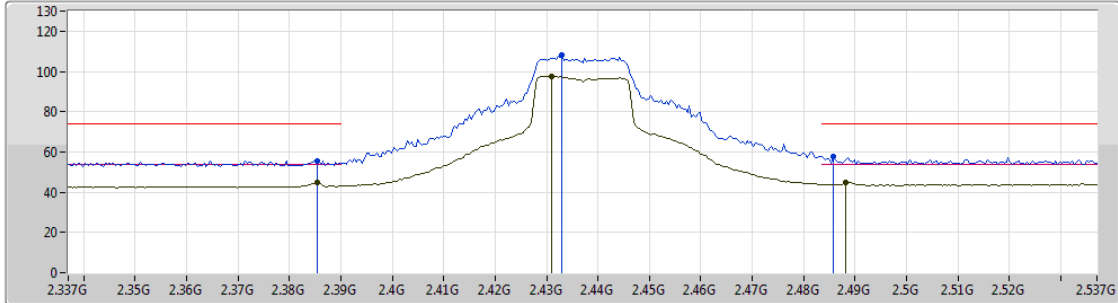


Type	Freq (Hz)	Level (dBuV/m)	Limit (dBuV/m)	Margin (dB)	Factor (dB)	Dist (m)	Condition	Azimuth (°)	Height (m)	Comments
AV	2.3854G	44.09	54.00	-9.91	30.76	3	Vertical	113	1.24	-
AV	2.429G	92.43	Inf	-Inf	30.91	3	Vertical	113	1.24	-
AV	2.4886G	44.46	54.00	-9.54	31.13	3	Vertical	113	1.24	-
PK	2.3842G	55.94	74.00	-18.06	30.76	3	Vertical	113	1.24	-
PK	2.4434G	101.49	Inf	-Inf	30.96	3	Vertical	113	1.24	-
PK	2.485G	58.85	74.00	-15.15	31.12	3	Vertical	113	1.24	-

802.11n HT20\_Nss1,(MCS0)\_1TX(Port1)

19/10/2018

2437MHz\_TX



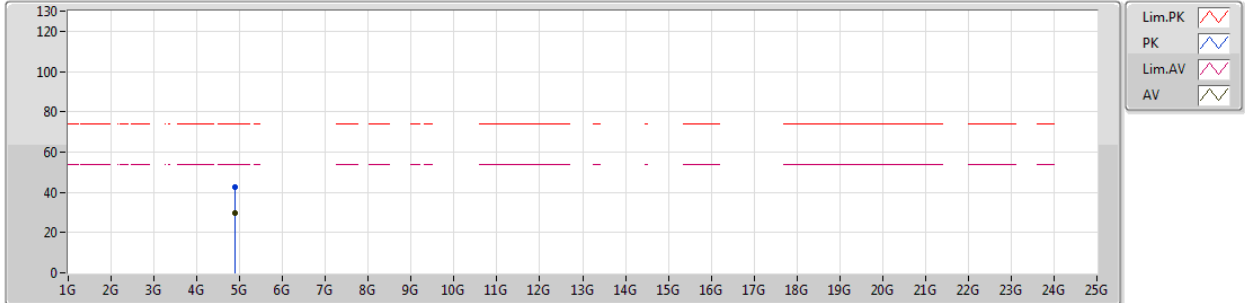
Type	Freq (Hz)	Level (dBuV/m)	Limit (dBuV/m)	Margin (dB)	Factor (dB)	Dist (m)	Condition	Azimuth (°)	Height (m)	Comments
AV	2.3854G	44.69	54.00	-9.31	30.76	3	Horizontal	305	2.19	-
AV	2.431G	97.42	Inf	-Inf	30.92	3	Horizontal	305	2.19	-
AV	2.4882G	44.81	54.00	-9.19	31.13	3	Horizontal	305	2.19	-
PK	2.3854G	55.64	74.00	-18.36	30.76	3	Horizontal	305	2.19	-
PK	2.433G	107.90	Inf	-Inf	30.93	3	Horizontal	305	2.19	-
PK	2.4858G	57.78	74.00	-16.22	31.12	3	Horizontal	305	2.19	-



802.11n HT20\_Nss1,(MCS0)\_1TX(Port1)

20/10/2018

2437MHz\_TX

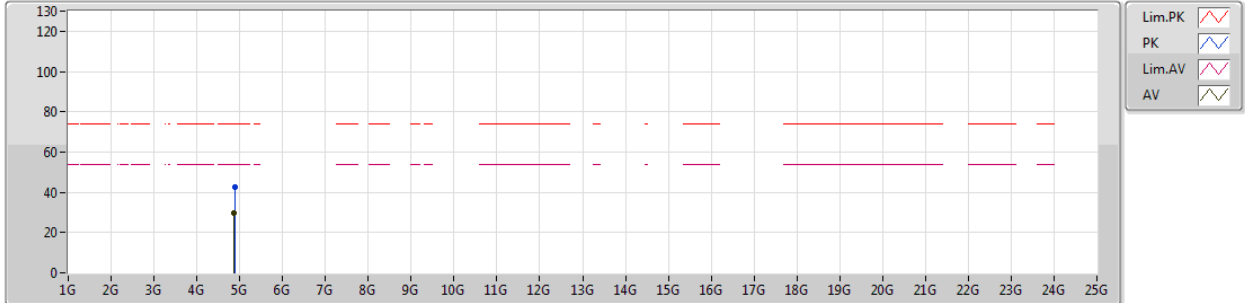


Type	Freq (Hz)	Level (dBuV/m)	Limit (dBuV/m)	Margin (dB)	Factor (dB)	Dist (m)	Condition	Azimuth (°)	Height (m)	Comments
AV	4.87804G	29.81	54.00	-24.19	2.26	3	Vertical	147	1.84	-
PK	4.87808G	42.54	74.00	-31.46	2.26	3	Vertical	147	1.84	-

802.11n HT20\_Nss1,(MCS0)\_1TX(Port1)

20/10/2018

2437MHz\_TX



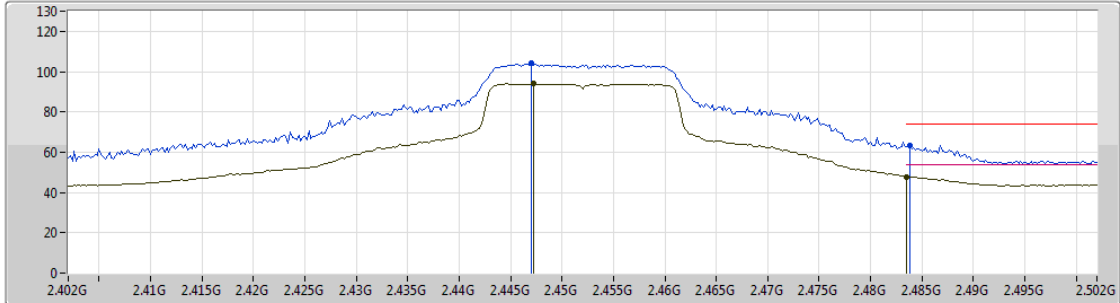
Type	Freq (Hz)	Level (dBuV/m)	Limit (dBuV/m)	Margin (dB)	Factor (dB)	Dist (m)	Condition	Azimuth (°)	Height (m)	Comments
AV	4.87728G	29.87	54.00	-24.13	2.26	3	Horizontal	15	1.76	-
PK	4.87746G	42.82	74.00	-31.18	2.26	3	Horizontal	15	1.76	-



802.11n HT20\_Nss1,(MCS0)\_1TX(Port1)

20/10/2018

2452MHz\_TX



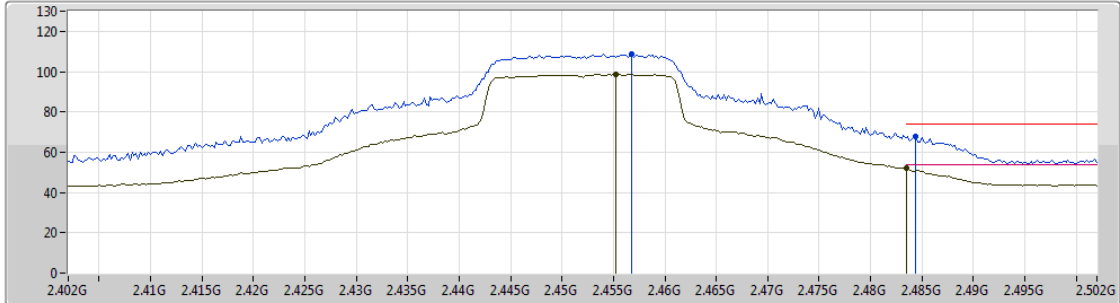
Type	Freq (Hz)	Level (dBuV/m)	Limit (dBuV/m)	Margin (dB)	Factor (dB)	Dist (m)	Condition	Azimuth (°)	Height (m)	Comments
AV	2.4472G	93.90	Inf	-Inf	30.98	3	Vertical	109	1.19	-
AV	2.4835G	47.86	54.00	-6.14	31.11	3	Vertical	109	1.19	-
PK	2.447G	104.01	Inf	-Inf	30.98	3	Vertical	109	1.19	-
PK	2.4838G	63.18	74.00	-10.82	31.11	3	Vertical	109	1.19	-



802.11n HT20\_Nss1,(MCS0)\_1TX(Port1)

20/10/2018

2452MHz\_TX



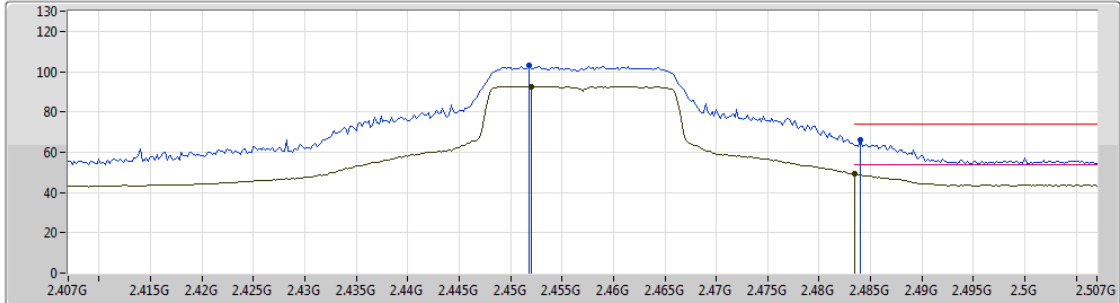
Type	Freq (Hz)	Level (dBuV/m)	Limit (dBuV/m)	Margin (dB)	Factor (dB)	Dist (m)	Condition	Azimuth (°)	Height (m)	Comments
AV	2.4552G	98.54	Inf	-Inf	31.00	3	Horizontal	32	2.18	-
AV	2.4835G	52.12	54.00	-1.88	31.11	3	Horizontal	32	2.18	-
PK	2.4568G	108.57	Inf	-Inf	31.02	3	Horizontal	32	2.18	-
PK	2.4844G	67.54	74.00	-6.46	31.12	3	Horizontal	32	2.18	-



802.11n HT20\_Nss1,(MCS0)\_1TX(Port1)

20/10/2018

2457MHz\_TX



Lim.PK  
 PK  
 Lim.AV  
 AV

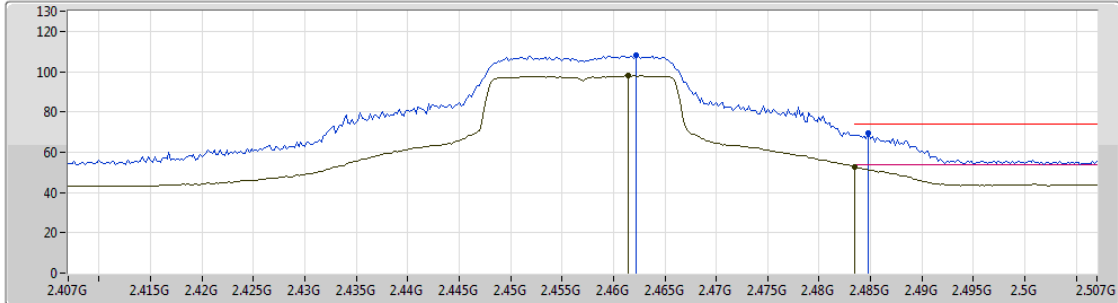
Type	Freq (Hz)	Level (dBuV/m)	Limit (dBuV/m)	Margin (dB)	Factor (dB)	Dist (m)	Condition	Azimuth (°)	Height (m)	Comments
AV	2.452G	92.71	Inf	-Inf	31.00	3	Vertical	107	1.17	-
AV	2.4835G	49.07	54.00	-4.93	31.11	3	Vertical	107	1.17	-
PK	2.4518G	103.04	Inf	-Inf	31.00	3	Vertical	107	1.17	-
PK	2.484G	66.02	74.00	-7.98	31.12	3	Vertical	107	1.17	-



802.11n HT20\_Nss1,(MCS0)\_1TX(Port1)

20/10/2018

2457MHz\_TX



Lim.PK    
 PK    
 Lim.AV    
 AV

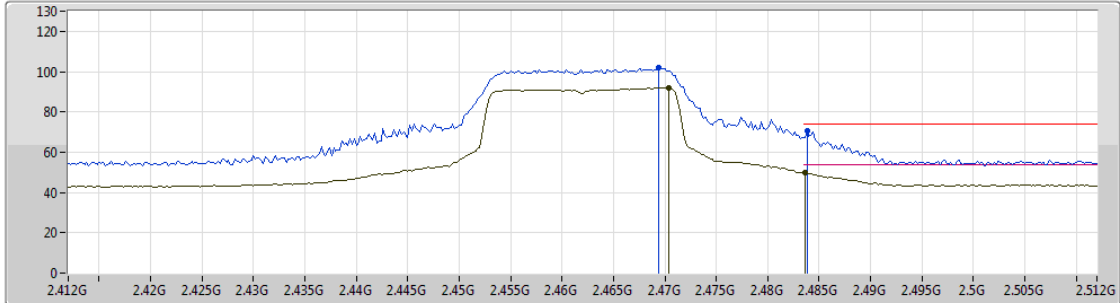
Type	Freq (Hz)	Level (dBuV/m)	Limit (dBuV/m)	Margin (dB)	Factor (dB)	Dist (m)	Condition	Azimuth (°)	Height (m)	Comments
AV	2.4614G	98.07	Inf	-Inf	31.03	3	Horizontal	32	1.92	-
AV	2.4835G	52.75	54.00	-1.25	31.11	3	Horizontal	32	1.92	-
PK	2.4622G	108.01	Inf	-Inf	31.03	3	Horizontal	32	1.92	-
PK	2.4848G	69.60	74.00	-4.40	31.12	3	Horizontal	32	1.92	-



802.11n HT20\_Nss1,(MCS0)\_1TX(Port1)

20/10/2018

2462MHz\_TX



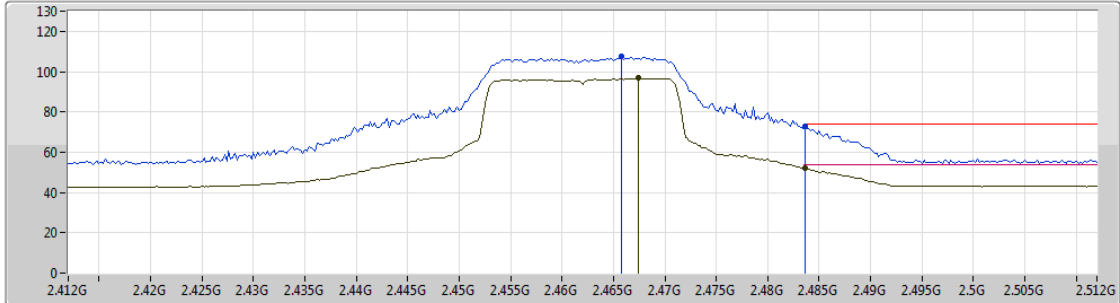
Type	Freq (Hz)	Level (dBuV/m)	Limit (dBuV/m)	Margin (dB)	Factor (dB)	Dist (m)	Condition	Azimuth (°)	Height (m)	Comments
AV	2.4704G	91.96	Inf	-Inf	31.07	3	Vertical	112	1.35	-
AV	2.4836G	49.75	54.00	-4.25	31.11	3	Vertical	112	1.35	-
PK	2.4694G	101.98	Inf	-Inf	31.06	3	Vertical	112	1.35	-
PK	2.4838G	70.81	74.00	-3.19	31.11	3	Vertical	112	1.35	-



802.11n HT20\_Nss1,(MCS0)\_1TX(Port1)

20/10/2018

2462MHz\_TX



Lim.PK    
 PK    
 Lim.AV    
 AV

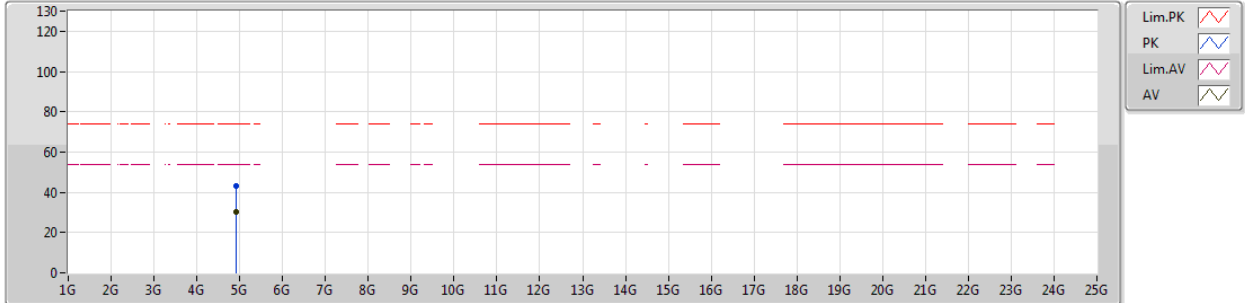
Type	Freq (Hz)	Level (dBuV/m)	Limit (dBuV/m)	Margin (dB)	Factor (dB)	Dist (m)	Condition	Azimuth (°)	Height (m)	Comments
AV	2.4674G	96.73	Inf	-Inf	31.05	3	Horizontal	36	1.95	-
AV	2.4836G	51.97	54.00	-2.03	31.11	3	Horizontal	36	1.95	-
PK	2.4658G	107.38	Inf	-Inf	31.04	3	Horizontal	36	1.95	-
PK	2.4836G	72.75	74.00	-1.25	31.11	3	Horizontal	36	1.95	-



802.11n HT20\_Nss1,(MCS0)\_1TX(Port1)

20/10/2018

2462MHz\_TX



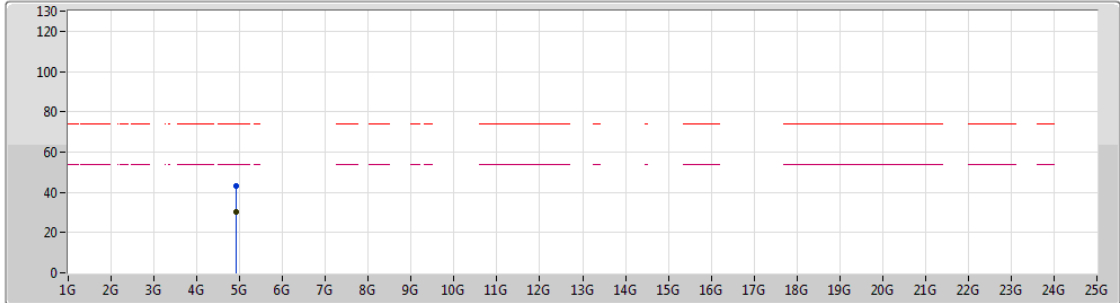
Type	Freq (Hz)	Level (dBuV/m)	Limit (dBuV/m)	Margin (dB)	Factor (dB)	Dist (m)	Condition	Azimuth (°)	Height (m)	Comments
AV	4.92024G	30.30	54.00	-23.70	2.36	3	Vertical	102	2.14	-
PK	4.92028G	43.36	74.00	-30.64	2.36	3	Vertical	102	2.14	-



802.11n HT20\_Nss1,(MCS0)\_1TX(Port1)

20/10/2018

2462MHz\_TX



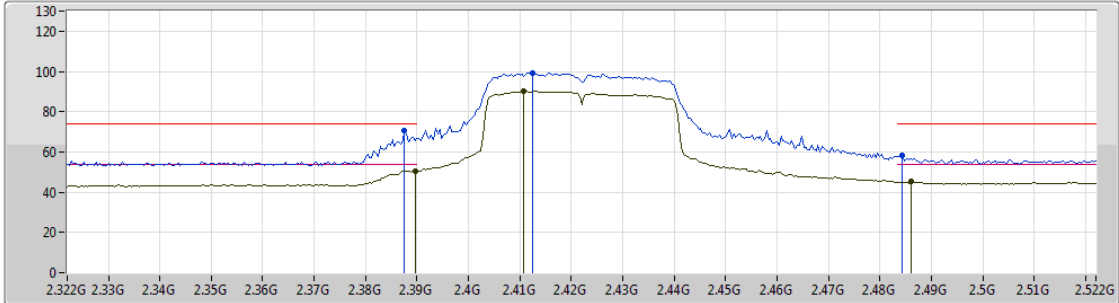
Lim.PK  
 PK  
 Lim.AV  
 AV

Type	Freq (Hz)	Level (dBuV/m)	Limit (dBuV/m)	Margin (dB)	Factor (dB)	Dist (m)	Condition	Azimuth (°)	Height (m)	Comments
AV	4.92706G	30.32	54.00	-23.68	2.39	3	Horizontal	62	1.89	-
PK	4.92352G	42.87	74.00	-31.13	2.38	3	Horizontal	62	1.89	-

802.11n HT40\_Nss1,(MCS0)\_1TX(Port1)

20/10/2018

2422MHz\_TX



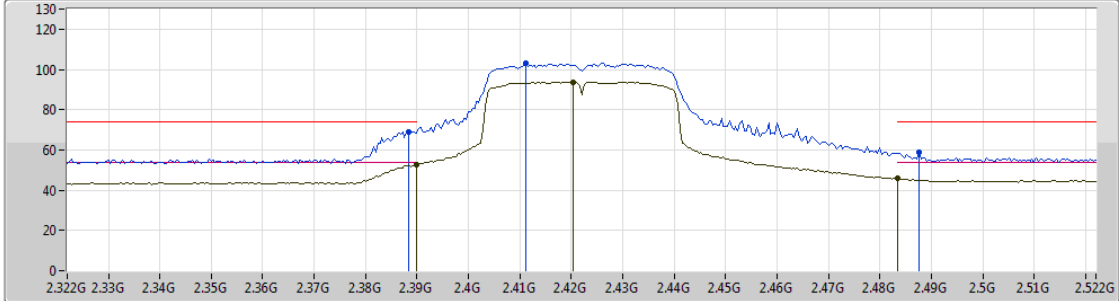
Type	Freq (Hz)	Level (dBuV/m)	Limit (dBuV/m)	Margin (dB)	Factor (dB)	Dist (m)	Condition	Azimuth (°)	Height (m)	Comments
AV	2.3896G	50.67	54.00	-3.33	30.77	3	Vertical	110	1.61	-
AV	2.4108G	90.12	Inf	-Inf	30.85	3	Vertical	110	1.61	-
AV	2.486G	45.19	54.00	-8.81	31.12	3	Vertical	110	1.61	-
PK	2.3876G	70.40	74.00	-3.60	30.77	3	Vertical	110	1.61	-
PK	2.4124G	99.21	Inf	-Inf	30.85	3	Vertical	110	1.61	-
PK	2.4844G	58.11	74.00	-15.89	31.12	3	Vertical	110	1.61	-



802.11n HT40\_Nss1,(MCS0)\_1TX(Port1)

20/10/2018

2422MHz\_TX



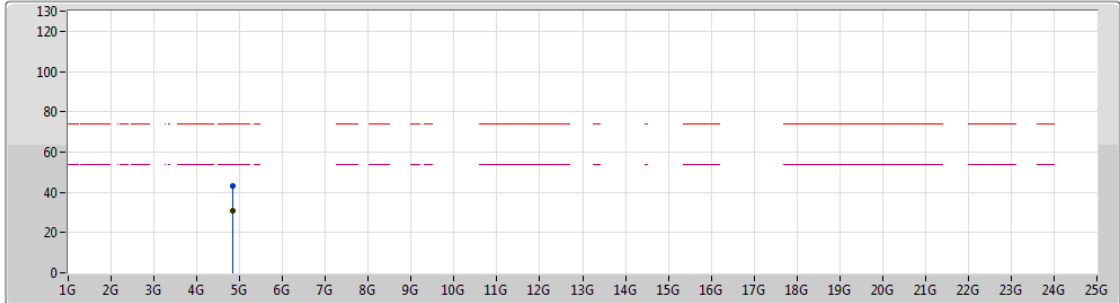
Type	Freq (Hz)	Level (dBuV/m)	Limit (dBuV/m)	Margin (dB)	Factor (dB)	Dist (m)	Condition	Azimuth (°)	Height (m)	Comments
AV	2.39G	52.74	54.00	-1.26	30.77	3	Horizontal	304	2.21	-
AV	2.4204G	93.84	Inf	-Inf	30.89	3	Horizontal	304	2.21	-
AV	2.4835G	45.72	54.00	-8.28	31.11	3	Horizontal	304	2.21	-
PK	2.3884G	69.11	74.00	-4.89	30.77	3	Horizontal	304	2.21	-
PK	2.4112G	103.07	Inf	-Inf	30.85	3	Horizontal	304	2.21	-
PK	2.4876G	58.59	74.00	-15.41	31.13	3	Horizontal	304	2.21	-



802.11n HT40\_Nss1,(MCS0)\_1TX(Port1)

20/10/2018

2422MHz\_TX



Lim.PK    
 PK    
 Lim.AV    
 AV

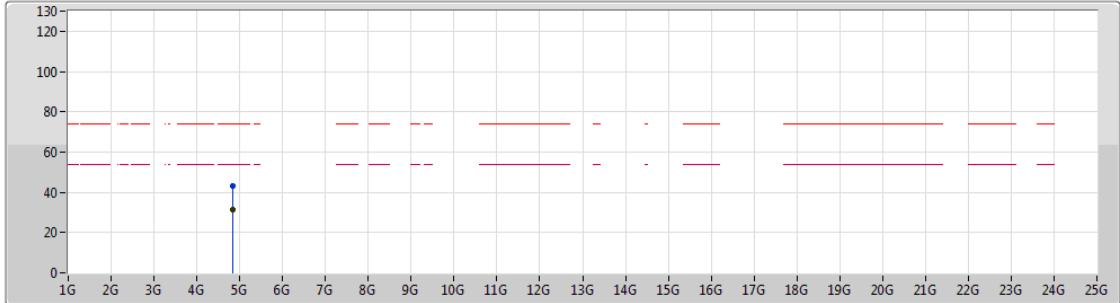
Type	Freq (Hz)	Level (dBuV/m)	Limit (dBuV/m)	Margin (dB)	Factor (dB)	Dist (m)	Condition	Azimuth (°)	Height (m)	Comments
AV	4.8424G	30.55	54.00	-23.45	2.18	3	Vertical	271	1.08	-
PK	4.84522G	43.40	74.00	-30.60	2.18	3	Vertical	271	1.08	-



802.11n HT40\_Nss1,(MCS0)\_1TX(Port1)

20/10/2018

2422MHz\_TX



Lim.PK  
 PK  
 Lim.AV  
 AV

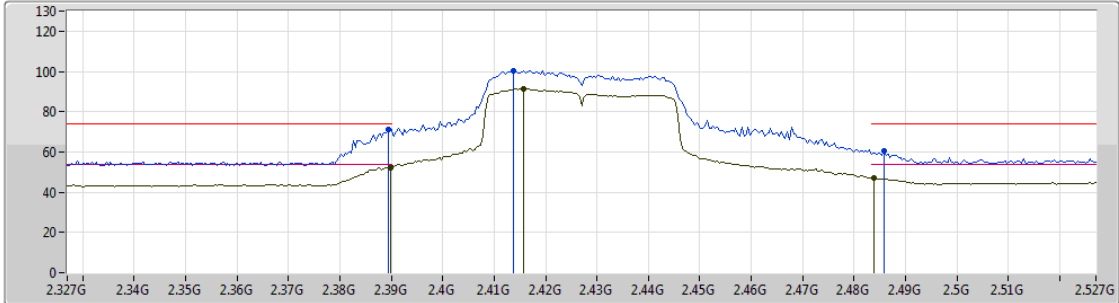
Type	Freq (Hz)	Level (dBuV/m)	Limit (dBuV/m)	Margin (dB)	Factor (dB)	Dist (m)	Condition	Azimuth (°)	Height (m)	Comments
AV	4.8398G	31.12	54.00	-22.88	2.16	3	Horizontal	310	1.46	-
PK	4.84348G	43.00	74.00	-31.00	2.18	3	Horizontal	310	1.46	-



802.11n HT40\_Nss1,(MCS0)\_1TX(Port1)

20/10/2018

2427MHz\_TX



Lim.PK  
 PK  
 Lim.AV  
 AV

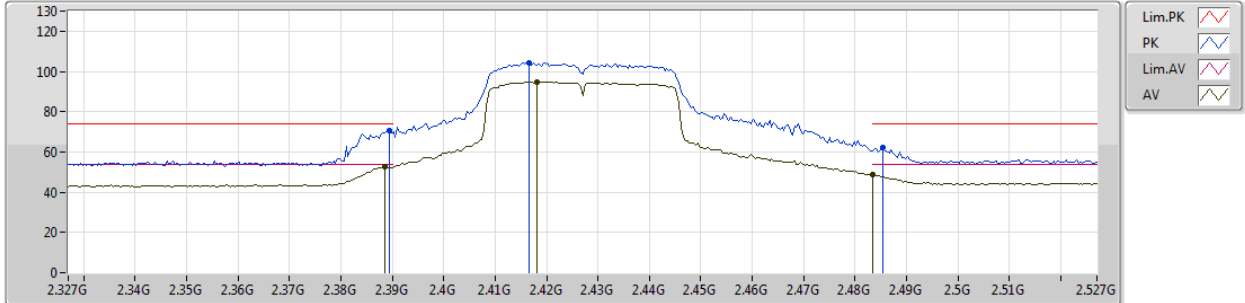
Type	Freq (Hz)	Level (dBuV/m)	Limit (dBuV/m)	Margin (dB)	Factor (dB)	Dist (m)	Condition	Azimuth (°)	Height (m)	Comments
AV	2.3898G	52.10	54.00	-1.90	30.77	3	Vertical	106	1.20	-
AV	2.4158G	91.56	Inf	-Inf	30.86	3	Vertical	106	1.20	-
AV	2.4838G	47.20	54.00	-6.80	31.11	3	Vertical	106	1.20	-
PK	2.3894G	71.13	74.00	-2.87	30.77	3	Vertical	106	1.20	-
PK	2.4138G	100.50	Inf	-Inf	30.86	3	Vertical	106	1.20	-
PK	2.4858G	60.62	74.00	-13.38	31.12	3	Vertical	106	1.20	-



802.11n HT40\_Nss1,(MCS0)\_1TX(Port1)

20/10/2018

2427MHz\_TX

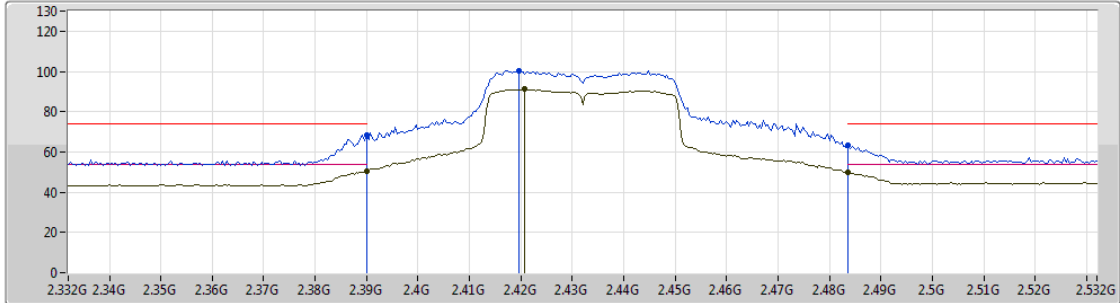


Type	Freq (Hz)	Level (dBuV/m)	Limit (dBuV/m)	Margin (dB)	Factor (dB)	Dist (m)	Condition	Azimuth (°)	Height (m)	Comments
AV	2.3886G	52.71	54.00	-1.29	30.77	3	Horizontal	301	2.17	-
AV	2.4182G	94.97	Inf	-Inf	30.87	3	Horizontal	301	2.17	-
AV	2.4835G	48.68	54.00	-5.32	31.11	3	Horizontal	301	2.17	-
PK	2.3894G	70.61	74.00	-3.39	30.77	3	Horizontal	301	2.17	-
PK	2.4166G	104.42	Inf	-Inf	30.87	3	Horizontal	301	2.17	-
PK	2.4854G	62.26	74.00	-11.74	31.12	3	Horizontal	301	2.17	-

802.11n HT40\_Nss1,(MCS0)\_1TX(Port1)

20/10/2018

2432MHz\_TX



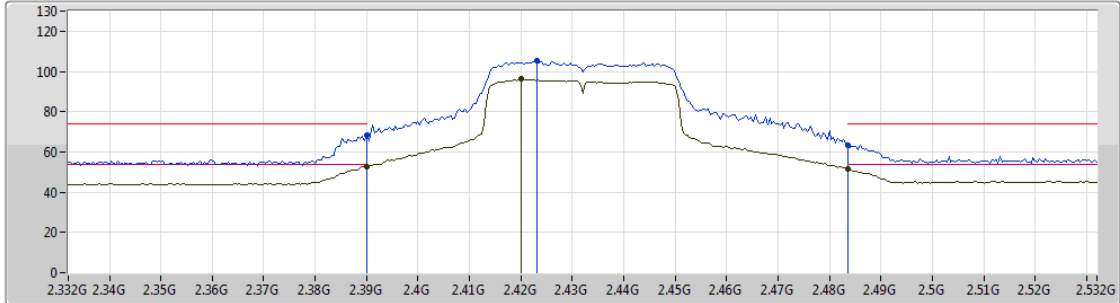
Lim.PK  
 PK  
 Lim.AV  
 AV

Type	Freq (Hz)	Level (dBuV/m)	Limit (dBuV/m)	Margin (dB)	Factor (dB)	Dist (m)	Condition	Azimuth (°)	Height (m)	Comments
AV	2.39G	50.38	54.00	-3.62	30.77	3	Vertical	108	1.17	-
AV	2.4208G	91.23	Inf	-Inf	30.89	3	Vertical	108	1.17	-
AV	2.4835G	50.00	54.00	-4.00	31.11	3	Vertical	108	1.17	-
PK	2.39G	68.29	74.00	-5.71	30.77	3	Vertical	108	1.17	-
PK	2.4196G	100.29	Inf	-Inf	30.88	3	Vertical	108	1.17	-
PK	2.4835G	63.34	74.00	-10.66	31.11	3	Vertical	108	1.17	-

802.11n HT40\_Nss1,(MCS0)\_1TX(Port1)

20/10/2018

2432MHz\_TX

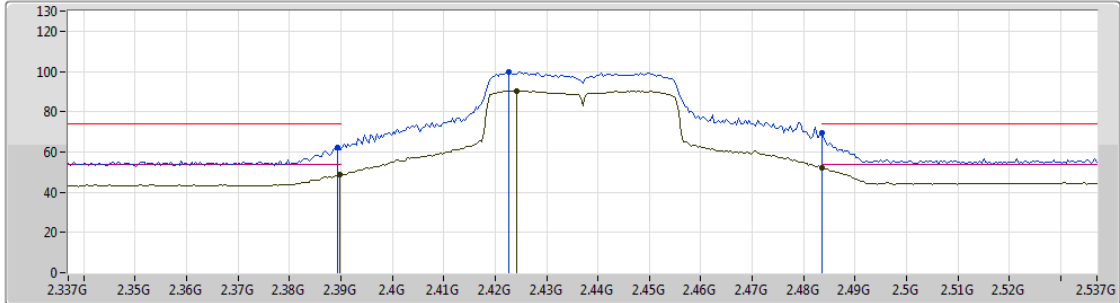





Type	Freq (Hz)	Level (dBuV/m)	Limit (dBuV/m)	Margin (dB)	Factor (dB)	Dist (m)	Condition	Azimuth (°)	Height (m)	Comments
AV	2.39G	52.75	54.00	-1.25	30.77	3	Horizontal	298	2.19	-
AV	2.42G	96.16	Inf	-Inf	30.89	3	Horizontal	298	2.19	-
AV	2.4835G	51.43	54.00	-2.57	31.11	3	Horizontal	298	2.19	-
PK	2.39G	68.32	74.00	-5.68	30.77	3	Horizontal	298	2.19	-
PK	2.4232G	105.11	Inf	-Inf	30.89	3	Horizontal	298	2.19	-
PK	2.4835G	63.42	74.00	-10.58	31.11	3	Horizontal	298	2.19	-

802.11n HT40\_Nss1,(MCS0)\_1TX(Port1)

20/10/2018

2437MHz\_TX



Lim.PK    
 PK    
 Lim.AV    
 AV  

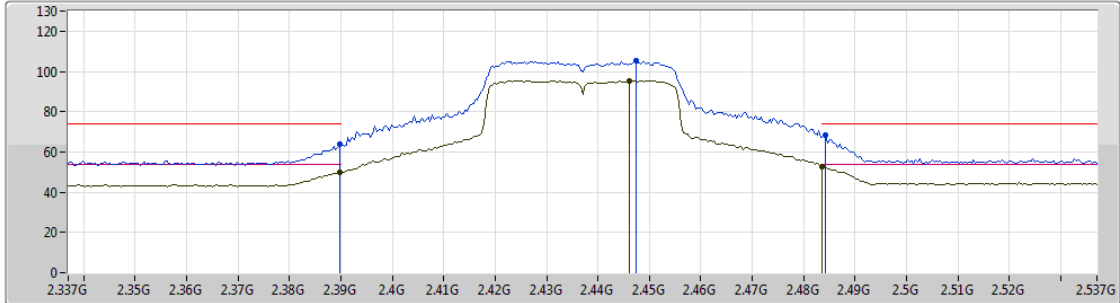
Type	Freq (Hz)	Level (dBuV/m)	Limit (dBuV/m)	Margin (dB)	Factor (dB)	Dist (m)	Condition	Azimuth (°)	Height (m)	Comments
AV	2.3898G	48.48	54.00	-5.52	30.77	3	Vertical	110	1.22	-
AV	2.4242G	90.47	Inf	-Inf	30.90	3	Vertical	110	1.22	-
AV	2.4835G	52.03	54.00	-1.97	31.11	3	Vertical	110	1.22	-
PK	2.3894G	62.28	74.00	-11.72	30.77	3	Vertical	110	1.22	-
PK	2.4226G	99.87	Inf	-Inf	30.89	3	Vertical	110	1.22	-
PK	2.4835G	69.50	74.00	-4.50	31.11	3	Vertical	110	1.22	-







802.11n HT40\_Nss1,(MCS0)\_1TX(Port1)

20/10/2018

2437MHz\_TX



Legend for the spectrum plot:

- Lim.PK 
- PK 
- Lim.AV 
- AV 

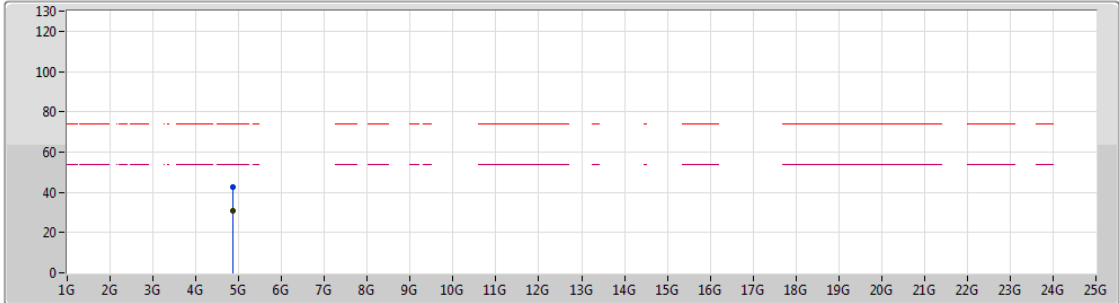
Type	Freq (Hz)	Level (dBuV/m)	Limit (dBuV/m)	Margin (dB)	Factor (dB)	Dist (m)	Condition	Azimuth (°)	Height (m)	Comments
AV	2.3898G	50.14	54.00	-3.86	30.77	3	Horizontal	300	2.17	-
AV	2.4462G	95.47	Inf	-Inf	30.98	3	Horizontal	300	2.17	-
AV	2.4835G	52.92	54.00	-1.08	31.11	3	Horizontal	300	2.17	-
PK	2.3898G	63.95	74.00	-10.05	30.77	3	Horizontal	300	2.17	-
PK	2.4474G	105.07	Inf	-Inf	30.98	3	Horizontal	300	2.17	-
PK	2.4842G	68.51	74.00	-5.49	31.12	3	Horizontal	300	2.17	-



802.11n HT40\_Nss1,(MCS0)\_1TX(Port1)

20/10/2018

2437MHz\_TX



Lim.PK    
 PK    
 Lim.AV    
 AV

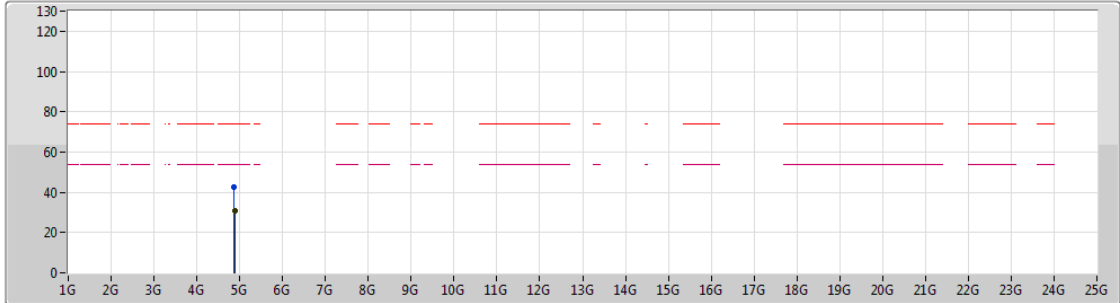
Type	Freq (Hz)	Level (dBuV/m)	Limit (dBuV/m)	Margin (dB)	Factor (dB)	Dist (m)	Condition	Azimuth (°)	Height (m)	Comments
AV	4.87668G	30.89	54.00	-23.11	2.26	3	Vertical	314	1.35	-
PK	4.87262G	42.66	74.00	-31.34	2.25	3	Vertical	314	1.35	-



802.11n HT40\_Nss1,(MCS0)\_1TX(Port1)

20/10/2018

2437MHz\_TX



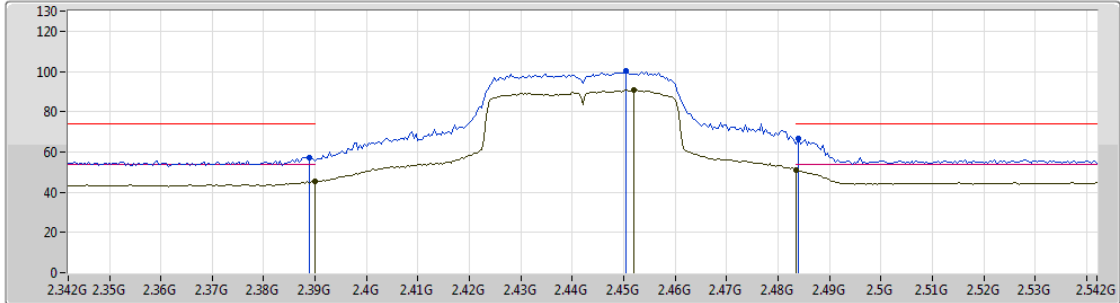
Lim.PK  
 PK  
 Lim.AV  
 AV

Type	Freq (Hz)	Level (dBuV/m)	Limit (dBuV/m)	Margin (dB)	Factor (dB)	Dist (m)	Condition	Azimuth (°)	Height (m)	Comments
AV	4.8778G	30.69	54.00	-23.31	2.26	3	Horizontal	283	1.36	-
PK	4.87234G	42.45	74.00	-31.55	2.25	3	Horizontal	283	1.36	-

802.11n HT40\_Nss1,(MCS0)\_1TX(Port1)

20/10/2018

2442MHz\_TX



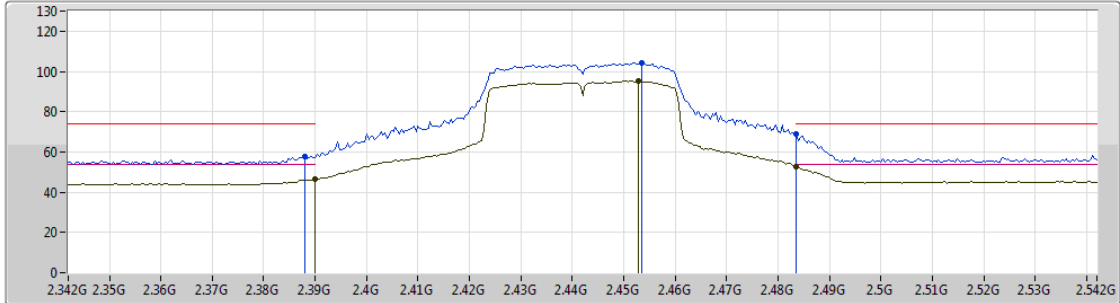
Lim.PK  
 PK  
 Lim.AV  
 AV

Type	Freq (Hz)	Level (dBuV/m)	Limit (dBuV/m)	Margin (dB)	Factor (dB)	Dist (m)	Condition	Azimuth (°)	Height (m)	Comments
AV	2.39G	45.52	54.00	-8.48	30.77	3	Vertical	113	1.57	-
AV	2.452G	90.66	Inf	-Inf	31.00	3	Vertical	113	1.57	-
AV	2.4835G	51.15	54.00	-2.85	31.11	3	Vertical	113	1.57	-
PK	2.3888G	57.14	74.00	-16.86	30.77	3	Vertical	113	1.57	-
PK	2.4504G	100.10	Inf	-Inf	30.99	3	Vertical	113	1.57	-
PK	2.484G	66.79	74.00	-7.21	31.12	3	Vertical	113	1.57	-

802.11n HT40\_Nss1,(MCS0)\_1TX(Port1)

20/10/2018

2442MHz\_TX



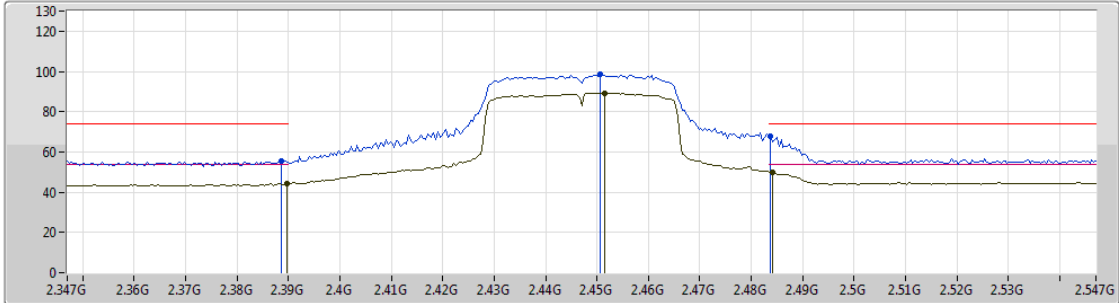
- Lim.PK
- PK
- Lim.AV
- AV





Type	Freq (Hz)	Level (dBuV/m)	Limit (dBuV/m)	Margin (dB)	Factor (dB)	Dist (m)	Condition	Azimuth (°)	Height (m)	Comments
AV	2.39G	46.58	54.00	-7.42	30.77	3	Horizontal	329	2.39	-
AV	2.4528G	95.27	Inf	-Inf	31.00	3	Horizontal	329	2.39	-
AV	2.4835G	52.74	54.00	-1.26	31.11	3	Horizontal	329	2.39	-
PK	2.388G	57.75	74.00	-16.25	30.77	3	Horizontal	329	2.39	-
PK	2.4536G	104.34	Inf	-Inf	31.00	3	Horizontal	329	2.39	-
PK	2.4835G	68.84	74.00	-5.16	31.11	3	Horizontal	329	2.39	-

802.11n HT40\_Nss1,(MCS0)\_1TX(Port1)

20/10/2018

2447MHz\_TX



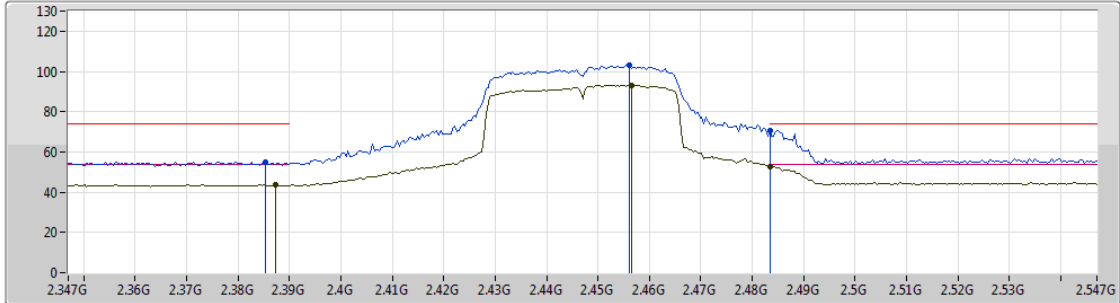
Lim.PK    
 PK    
 Lim.AV    
 AV  

Type	Freq (Hz)	Level (dBuV/m)	Limit (dBuV/m)	Margin (dB)	Factor (dB)	Dist (m)	Condition	Azimuth (°)	Height (m)	Comments
AV	2.3898G	44.38	54.00	-9.62	30.77	3	Vertical	112	1.55	-
AV	2.4514G	89.37	Inf	-Inf	30.99	3	Vertical	112	1.55	-
AV	2.4842G	49.91	54.00	-4.09	31.12	3	Vertical	112	1.55	-
PK	2.3886G	55.75	74.00	-18.25	30.77	3	Vertical	112	1.55	-
PK	2.4506G	98.43	Inf	-Inf	30.99	3	Vertical	112	1.55	-
PK	2.4838G	68.02	74.00	-5.98	31.11	3	Vertical	112	1.55	-

802.11n HT40\_Nss1,(MCS0)\_1TX(Port1)

20/10/2018

2447MHz\_TX



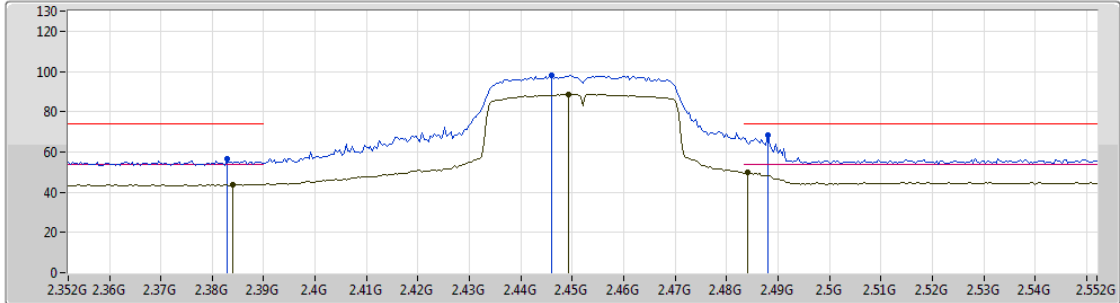
Type	Freq (Hz)	Level (dBuV/m)	Limit (dBuV/m)	Margin (dB)	Factor (dB)	Dist (m)	Condition	Azimuth (°)	Height (m)	Comments
AV	2.3874G	43.84	54.00	-10.16	30.76	3	Horizontal	23	2.16	-
AV	2.4566G	93.10	Inf	-Inf	31.02	3	Horizontal	23	2.16	-
AV	2.4835G	52.83	54.00	-1.17	31.11	3	Horizontal	23	2.16	-
PK	2.3854G	55.15	74.00	-18.85	30.76	3	Horizontal	23	2.16	-
PK	2.4562G	103.34	Inf	-Inf	31.01	3	Horizontal	23	2.16	-
PK	2.4835G	70.75	74.00	-3.25	31.11	3	Horizontal	23	2.16	-



802.11n HT40\_Nss1,(MCS0)\_1TX(Port1)

20/10/2018

2452MHz\_TX



Lim.PK  
 PK  
 Lim.AV  
 AV

Type	Freq (Hz)	Level (dBuV/m)	Limit (dBuV/m)	Margin (dB)	Factor (dB)	Dist (m)	Condition	Azimuth (°)	Height (m)	Comments
AV	2.384G	43.87	54.00	-10.13	30.76	3	Vertical	111	1.56	-
AV	2.4492G	88.70	Inf	-Inf	30.99	3	Vertical	111	1.56	-
AV	2.484G	50.05	54.00	-3.95	31.12	3	Vertical	111	1.56	-
PK	2.3828G	56.66	74.00	-17.34	30.75	3	Vertical	111	1.56	-
PK	2.446G	98.23	Inf	-Inf	30.98	3	Vertical	111	1.56	-
PK	2.488G	68.52	74.00	-5.48	31.13	3	Vertical	111	1.56	-

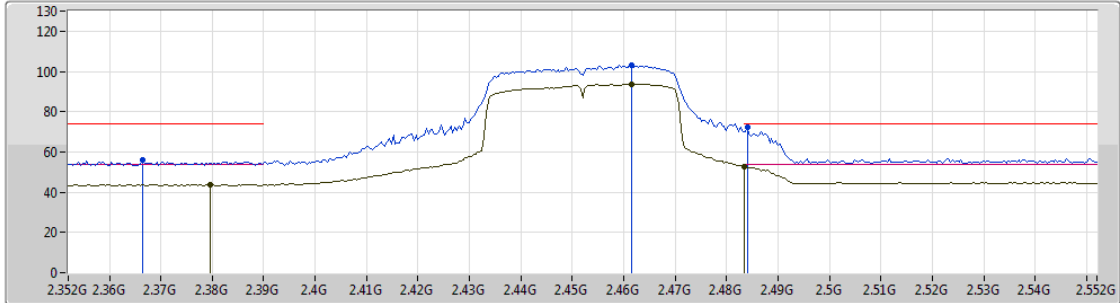




802.11n HT40\_Nss1,(MCS0)\_1TX(Port1)

20/10/2018

2452MHz\_TX



Lim.PK  
 PK  
 Lim.AV  
 AV

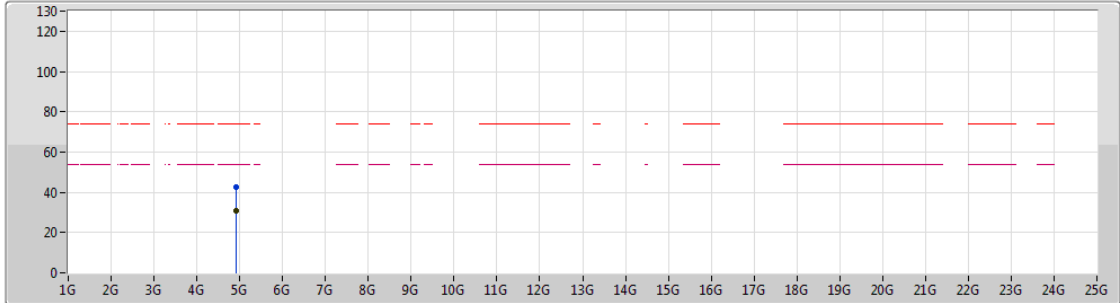
Type	Freq (Hz)	Level (dBuV/m)	Limit (dBuV/m)	Margin (dB)	Factor (dB)	Dist (m)	Condition	Azimuth (°)	Height (m)	Comments
AV	2.3796G	43.98	54.00	-10.02	30.74	3	Horizontal	30	1.92	-
AV	2.4616G	93.81	Inf	-Inf	31.03	3	Horizontal	30	1.92	-
AV	2.4835G	52.82	54.00	-1.18	31.11	3	Horizontal	30	1.92	-
PK	2.3664G	55.78	74.00	-18.22	30.70	3	Horizontal	30	1.92	-
PK	2.4616G	103.18	Inf	-Inf	31.03	3	Horizontal	30	1.92	-
PK	2.484G	72.19	74.00	-1.81	31.12	3	Horizontal	30	1.92	-



802.11n HT40\_Nss1,(MCS0)\_1TX(Port1)

20/10/2018

2452MHz\_TX



Lim.PK  
 PK  
 Lim.AV  
 AV

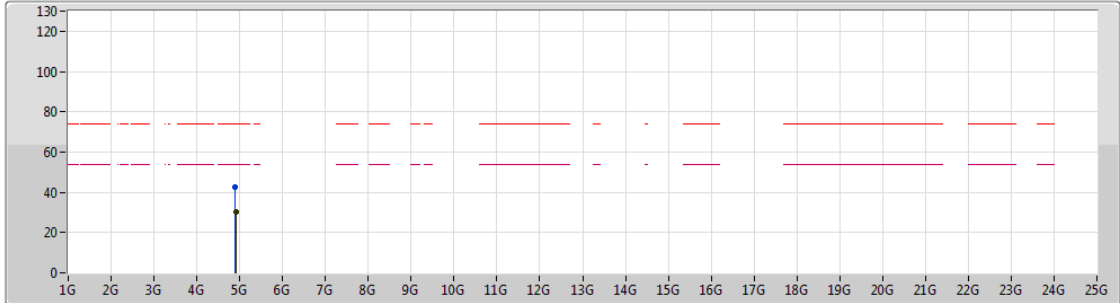
Type	Freq (Hz)	Level (dBuV/m)	Limit (dBuV/m)	Margin (dB)	Factor (dB)	Dist (m)	Condition	Azimuth (°)	Height (m)	Comments
AV	4.9058G	30.67	54.00	-23.33	2.33	3	Vertical	204	2.12	-
PK	4.90768G	42.39	74.00	-31.61	2.34	3	Vertical	204	2.12	-



802.11n HT40\_Nss1,(MCS0)\_1TX(Port1)

20/10/2018

2452MHz\_TX



Legend for the plot:

- Lim.PK: Red dashed line with a downward-pointing triangle
- PK: Blue line with a downward-pointing triangle
- Lim.AV: Magenta dashed line with a downward-pointing triangle
- AV: Black line with a downward-pointing triangle

Type	Freq (Hz)	Level (dBuV/m)	Limit (dBuV/m)	Margin (dB)	Factor (dB)	Dist (m)	Condition	Azimuth (°)	Height (m)	Comments
AV	4.90882G	30.48	54.00	-23.52	2.34	3	Horizontal	312	1.95	-
PK	4.90092G	42.48	74.00	-31.52	2.32	3	Horizontal	312	1.95	-



Summary

Mode	Result	Type	Freq (Hz)	Level (dBuV/m)	Limit (dBuV/m)	Margin (dB)	Factor (dB)	Dist (m)	Condition	Azimuth (°)	Height (m)	Comments
2.4-2.4835GHz	-	-	-	-	-	-	-	-	-	-	-	-
802.11n HT40_Nss1,(MCS0)_1TX(Port2)	Pass	QP	43.58M	35.36	40.00	-4.64	-20.25	3	Vertical	125	1.68	-



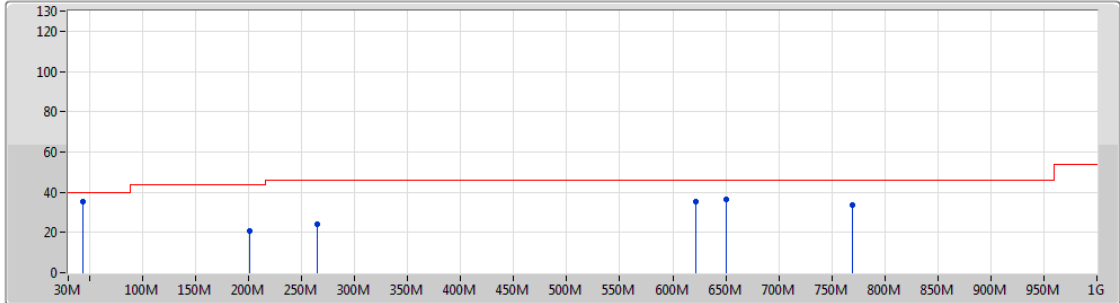
**Result**





Mode	Result	Type	Freq (Hz)	Level (dBuV/m)	Limit (dBuV/m)	Margin (dB)	Factor (dB)	Dist (m)	Condition	Azimuth (°)	Height (m)	Comments
802.11n HT40_Nss1,(MCS0)_1TX(Port2)	-	-	-	-	-	-	-	-	-	-	-	-
2437MHz	Pass	PK	200.72M	20.75	43.50	-22.75	-21.04	3	Vertical	360	1.00	-
2437MHz	Pass	PK	264.74M	23.82	46.00	-22.18	-15.98	3	Vertical	360	1.00	-
2437MHz	Pass	PK	621.7M	35.04	46.00	-10.96	-10.27	3	Vertical	360	1.00	-
2437MHz	Pass	PK	650.8M	36.28	46.00	-9.72	-9.96	3	Vertical	360	1.00	-
2437MHz	Pass	PK	769.14M	33.37	46.00	-12.63	-8.20	3	Vertical	360	1.00	-
2437MHz	Pass	QP	43.58M	35.36	40.00	-4.64	-20.25	3	Vertical	125	1.68	-
2437MHz	Pass	PK	43.58M	22.22	40.00	-17.78	-20.25	3	Horizontal	0	1.00	-
2437MHz	Pass	PK	125.06M	22.03	43.50	-21.47	-19.21	3	Horizontal	0	1.00	-
2437MHz	Pass	PK	249.22M	30.30	46.00	-15.70	-17.26	3	Horizontal	0	1.00	-
2437MHz	Pass	PK	619.76M	39.38	46.00	-6.62	-10.32	3	Horizontal	0	1.00	-
2437MHz	Pass	PK	699.3M	35.02	46.00	-10.98	-9.74	3	Horizontal	0	1.00	-
2437MHz	Pass	PK	932.1M	33.85	46.00	-12.15	-5.57	3	Horizontal	0	1.00	-

802.11n HT40\_Nss1,(MCS0)\_1TX(Port2)

24/10/2018

2437MHz\_PoE



Lim.PK   
 PK   
 Lim.AV   
 AV 

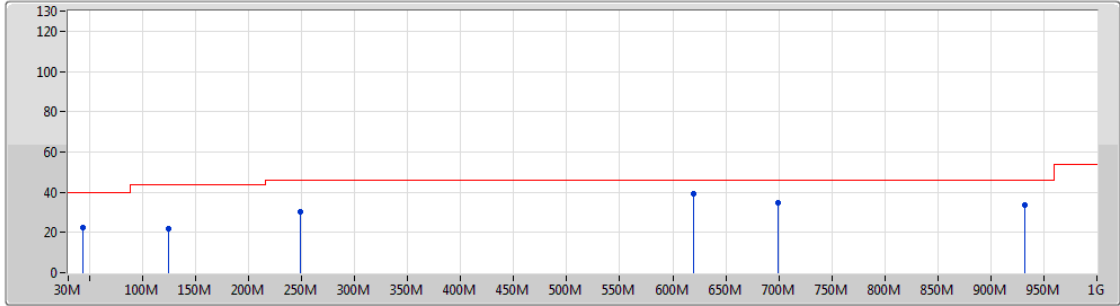
Type	Freq (Hz)	Level (dBuV/m)	Limit (dBuV/m)	Margin (dB)	Factor (dB)	Dist (m)	Condition	Azimuth (°)	Height (m)	Comments
PK	200.72M	20.75	43.50	-22.75	-21.04	3	Vertical	360	1.00	-
PK	264.74M	23.82	46.00	-22.18	-15.98	3	Vertical	360	1.00	-
PK	621.7M	35.04	46.00	-10.96	-10.27	3	Vertical	360	1.00	-
PK	650.8M	36.28	46.00	-9.72	-9.96	3	Vertical	360	1.00	-
PK	769.14M	33.37	46.00	-12.63	-8.20	3	Vertical	360	1.00	-
QP	43.58M	35.36	40.00	-4.64	-20.25	3	Vertical	125	1.68	-



802.11n HT40\_Nss1,(MCS0)\_1TX(Port2)

24/10/2018

2437MHz\_PoE



Lim.PK  
 PK  
 Lim.AV  
 AV

Type	Freq (Hz)	Level (dBuV/m)	Limit (dBuV/m)	Margin (dB)	Factor (dB)	Dist (m)	Condition	Azimuth (°)	Height (m)	Comments
PK	43.58M	22.22	40.00	-17.78	-20.25	3	Horizontal	0	1.00	-
PK	125.06M	22.03	43.50	-21.47	-19.21	3	Horizontal	0	1.00	-
PK	249.22M	30.30	46.00	-15.70	-17.26	3	Horizontal	0	1.00	-
PK	619.76M	39.38	46.00	-6.62	-10.32	3	Horizontal	0	1.00	-
PK	699.3M	35.02	46.00	-10.98	-9.74	3	Horizontal	0	1.00	-
PK	932.1M	33.85	46.00	-12.15	-5.57	3	Horizontal	0	1.00	-



Summary

Mode	Result	Type	Freq (Hz)	Level (dBuV/m)	Limit (dBuV/m)	Margin (dB)	Factor (dB)	Dist (m)	Condition	Azimuth (°)	Height (m)	Comments
2.4-2.4835GHz	-	-	-	-	-	-	-	-	-	-	-	-
802.11b_Nss1,(1Mbps)_1TX(Port2)	Pass	AV	2.484G	43.80	54.00	-10.20	31.12	3	Horizontal	170	1.05	-
802.11g_Nss1,(6Mbps)_1TX(Port2)	Pass	AV	2.4836G	53.00	54.00	-1.00	32.29	3	Horizontal	186	1.32	-
802.11n HT20_Nss1,(MCS0)_1TX(Port2)	Pass	AV	2.4836G	52.95	54.00	-1.05	32.29	3	Horizontal	186	1.36	-
802.11n HT40_Nss1,(MCS0)_1TX(Port2)	Pass	AV	2.4835G	52.96	54.00	-1.04	32.29	3	Horizontal	186	1.35	-





Result

Mode	Result	Type	Freq (Hz)	Level (dBuV/m)	Limit (dBuV/m)	Margin (dB)	Factor (dB)	Dist (m)	Condition	Azimuth (°)	Height (m)	Comments
802.11b_Nss1,(1Mbps)_1TX(Port2)	-	-	-	-	-	-	-	-	-	-	-	-
2412MHz	Pass	AV	2.386G	42.60	54.00	-11.40	30.76	3	Vertical	202	2.90	-
2412MHz	Pass	AV	2.4128G	102.61	Inf	-Inf	30.86	3	Vertical	202	2.90	-
2412MHz	Pass	PK	2.3706G	55.98	74.00	-18.02	30.71	3	Vertical	202	2.90	-
2412MHz	Pass	PK	2.4128G	105.00	Inf	-Inf	30.86	3	Vertical	202	2.90	-
2412MHz	Pass	AV	2.39G	42.84	54.00	-11.16	30.77	3	Horizontal	168	1.15	-
2412MHz	Pass	AV	2.4112G	105.39	Inf	-Inf	30.85	3	Horizontal	168	1.15	-
2412MHz	Pass	PK	2.3756G	56.89	74.00	-17.11	30.72	3	Horizontal	168	1.15	-
2412MHz	Pass	PK	2.4128G	107.68	Inf	-Inf	30.86	3	Horizontal	168	1.15	-
2412MHz	Pass	AV	4.8239G	35.26	54.00	-18.74	3.58	3	Vertical	212	2.57	-
2412MHz	Pass	PK	4.82402G	46.34	74.00	-27.66	3.58	3	Vertical	212	2.57	-
2412MHz	Pass	AV	4.82391G	34.99	54.00	-19.01	3.58	3	Horizontal	93	2.23	-
2412MHz	Pass	PK	4.82375G	46.32	74.00	-27.68	3.58	3	Horizontal	93	2.23	-
2437MHz	Pass	AV	2.3802G	42.36	54.00	-11.64	30.74	3	Vertical	206	2.00	-
2437MHz	Pass	AV	2.4378G	101.72	Inf	-Inf	30.95	3	Vertical	206	2.00	-
2437MHz	Pass	AV	2.4978G	43.17	54.00	-10.83	31.16	3	Vertical	206	2.00	-
2437MHz	Pass	PK	2.3666G	55.20	74.00	-18.80	30.70	3	Vertical	206	2.00	-
2437MHz	Pass	PK	2.4378G	104.11	Inf	-Inf	30.95	3	Vertical	206	2.00	-
2437MHz	Pass	PK	2.4922G	56.71	74.00	-17.29	31.14	3	Vertical	206	2.00	-
2437MHz	Pass	AV	2.3838G	42.61	54.00	-11.39	30.75	3	Horizontal	168	1.10	-
2437MHz	Pass	AV	2.4362G	105.54	Inf	-Inf	30.94	3	Horizontal	168	1.10	-
2437MHz	Pass	AV	2.4846G	43.21	54.00	-10.79	31.12	3	Horizontal	168	1.10	-
2437MHz	Pass	PK	2.3482G	56.19	74.00	-17.81	30.62	3	Horizontal	168	1.10	-
2437MHz	Pass	PK	2.4362G	107.77	Inf	-Inf	30.94	3	Horizontal	168	1.10	-
2437MHz	Pass	PK	2.499G	55.76	74.00	-18.24	31.17	3	Horizontal	168	1.10	-
2437MHz	Pass	AV	4.8739G	38.79	54.00	-15.21	3.69	3	Vertical	182	1.09	-
2437MHz	Pass	PK	4.87384G	47.77	74.00	-26.23	3.69	3	Vertical	182	1.09	-
2437MHz	Pass	AV	4.87395G	40.61	54.00	-13.39	3.69	3	Horizontal	166	1.50	-
2437MHz	Pass	PK	4.87404G	48.27	74.00	-25.73	3.69	3	Horizontal	166	1.50	-
2462MHz	Pass	AV	2.4612G	102.86	Inf	-Inf	31.03	3	Vertical	239	2.99	-
2462MHz	Pass	AV	2.4838G	43.44	54.00	-10.56	31.11	3	Vertical	239	2.99	-
2462MHz	Pass	PK	2.4628G	105.21	Inf	-Inf	31.04	3	Vertical	239	2.99	-
2462MHz	Pass	PK	2.4906G	56.21	74.00	-17.79	31.13	3	Vertical	239	2.99	-
2462MHz	Pass	AV	2.4612G	105.33	Inf	-Inf	31.03	3	Horizontal	170	1.05	-
2462MHz	Pass	AV	2.484G	43.80	54.00	-10.20	31.12	3	Horizontal	170	1.05	-
2462MHz	Pass	PK	2.4628G	107.52	Inf	-Inf	31.04	3	Horizontal	170	1.05	-
2462MHz	Pass	PK	2.484G	56.53	74.00	-17.47	31.12	3	Horizontal	170	1.05	-
2462MHz	Pass	AV	4.92394G	41.44	54.00	-12.56	3.80	3	Vertical	228	1.06	-
2462MHz	Pass	PK	4.92382G	48.33	74.00	-25.67	3.80	3	Vertical	228	1.06	-
2462MHz	Pass	AV	4.92396G	43.70	54.00	-10.30	3.80	3	Horizontal	168	1.48	-
2462MHz	Pass	PK	4.92404G	49.71	74.00	-24.29	3.80	3	Horizontal	168	1.48	-
802.11g_Nss1,(6Mbps)_1TX(Port2)	-	-	-	-	-	-	-	-	-	-	-	-
2412MHz	Pass	AV	2.3898G	51.79	54.00	-2.21	32.01	3	Vertical	242	2.52	-
2412MHz	Pass	AV	2.4076G	100.13	Inf	-Inf	32.06	3	Vertical	242	2.52	-
2412MHz	Pass	PK	2.39G	69.93	74.00	-4.07	32.01	3	Vertical	242	2.52	-
2412MHz	Pass	PK	2.4086G	109.08	Inf	-Inf	32.07	3	Vertical	242	2.52	-
2412MHz	Pass	AV	2.39G	52.92	54.00	-1.08	32.01	3	Horizontal	187	1.41	-
2412MHz	Pass	AV	2.4162G	100.69	Inf	-Inf	32.09	3	Horizontal	187	1.41	-



Mode	Result	Type	Freq (Hz)	Level (dBuV/m)	Limit (dBuV/m)	Margin (dB)	Factor (dB)	Dist (m)	Condition	Azimuth (°)	Height (m)	Comments
2412MHz	Pass	PK	2.3894G	70.76	74.00	-3.24	32.00	3	Horizontal	187	1.41	-
2412MHz	Pass	PK	2.4158G	109.44	Inf	-Inf	32.09	3	Horizontal	187	1.41	-
2412MHz	Pass	AV	4.82252G	34.13	54.00	-19.87	3.58	3	Vertical	226	1.25	-
2412MHz	Pass	PK	4.82398G	45.78	74.00	-28.22	3.58	3	Vertical	226	1.25	-
2412MHz	Pass	AV	4.82268G	34.06	54.00	-19.94	3.58	3	Horizontal	164	2.69	-
2412MHz	Pass	PK	4.82255G	45.89	74.00	-28.11	3.58	3	Horizontal	164	2.69	-
2417MHz	Pass	AV	2.39G	52.12	54.00	-1.88	32.01	3	Vertical	242	2.48	-
2417MHz	Pass	AV	2.4118G	102.44	Inf	-Inf	32.08	3	Vertical	242	2.48	-
2417MHz	Pass	PK	2.39G	67.73	74.00	-6.27	32.01	3	Vertical	242	2.48	-
2417MHz	Pass	PK	2.4106G	111.21	Inf	-Inf	32.08	3	Vertical	242	2.48	-
2417MHz	Pass	AV	2.39G	52.74	54.00	-1.26	32.01	3	Horizontal	184	1.43	-
2417MHz	Pass	AV	2.4224G	102.76	Inf	-Inf	32.10	3	Horizontal	184	1.43	-
2417MHz	Pass	PK	2.3894G	69.96	74.00	-4.04	32.00	3	Horizontal	184	1.43	-
2417MHz	Pass	PK	2.4214G	111.43	Inf	-Inf	32.10	3	Horizontal	184	1.43	-
2437MHz	Pass	AV	2.3882G	47.54	54.00	-6.46	32.00	3	Vertical	159	1.50	-
2437MHz	Pass	AV	2.4418G	96.95	Inf	-Inf	32.17	3	Vertical	159	1.50	-
2437MHz	Pass	AV	2.499G	48.37	54.00	-5.63	32.34	3	Vertical	159	1.50	-
2437MHz	Pass	PK	2.3566G	58.63	74.00	-15.37	31.90	3	Vertical	159	1.50	-
2437MHz	Pass	PK	2.4426G	105.77	Inf	-Inf	32.17	3	Vertical	159	1.50	-
2437MHz	Pass	PK	2.4886G	59.94	74.00	-14.06	32.30	3	Vertical	159	1.50	-
2437MHz	Pass	AV	2.385G	48.76	54.00	-5.24	31.99	3	Horizontal	185	1.36	-
2437MHz	Pass	AV	2.443G	103.31	Inf	-Inf	32.17	3	Horizontal	185	1.36	-
2437MHz	Pass	AV	2.489G	49.12	54.00	-4.88	32.30	3	Horizontal	185	1.36	-
2437MHz	Pass	PK	2.389G	59.70	74.00	-14.30	32.00	3	Horizontal	185	1.36	-
2437MHz	Pass	PK	2.4434G	112.14	Inf	-Inf	32.17	3	Horizontal	185	1.36	-
2437MHz	Pass	PK	2.4835G	60.60	74.00	-13.40	32.29	3	Horizontal	185	1.36	-
2437MHz	Pass	AV	4.87408G	34.75	54.00	-19.25	3.69	3	Vertical	181	1.29	-
2437MHz	Pass	PK	4.87264G	46.46	74.00	-27.54	3.69	3	Vertical	181	1.29	-
2437MHz	Pass	AV	4.87477G	35.40	54.00	-18.60	3.69	3	Horizontal	164	2.65	-
2437MHz	Pass	PK	4.87292G	47.57	74.00	-26.43	3.69	3	Horizontal	164	2.65	-
2447MHz	Pass	AV	2.4436G	97.24	Inf	-Inf	32.17	3	Vertical	161	1.46	-
2447MHz	Pass	AV	2.4856G	48.60	54.00	-5.40	32.30	3	Vertical	161	1.46	-
2447MHz	Pass	PK	2.4422G	106.37	Inf	-Inf	32.17	3	Vertical	161	1.46	-
2447MHz	Pass	PK	2.484G	60.54	74.00	-13.46	32.29	3	Vertical	161	1.46	-
2447MHz	Pass	AV	2.441G	102.32	Inf	-Inf	32.16	3	Horizontal	188	1.01	-
2447MHz	Pass	AV	2.4835G	49.85	54.00	-4.15	32.29	3	Horizontal	188	1.01	-
2447MHz	Pass	PK	2.4422G	112.24	Inf	-Inf	32.17	3	Horizontal	188	1.01	-
2447MHz	Pass	PK	2.4842G	65.33	74.00	-8.67	32.29	3	Horizontal	188	1.01	-
2452MHz	Pass	AV	2.4456G	97.94	Inf	-Inf	32.18	3	Vertical	161	1.50	-
2452MHz	Pass	AV	2.4835G	49.11	54.00	-4.89	32.29	3	Vertical	161	1.50	-
2452MHz	Pass	PK	2.446G	106.37	Inf	-Inf	32.18	3	Vertical	161	1.50	-
2452MHz	Pass	PK	2.4838G	61.87	74.00	-12.13	32.29	3	Vertical	161	1.50	-
2452MHz	Pass	AV	2.4452G	102.28	Inf	-Inf	32.18	3	Horizontal	186	1.32	-
2452MHz	Pass	AV	2.4836G	53.00	54.00	-1.00	32.29	3	Horizontal	186	1.32	-
2452MHz	Pass	PK	2.449G	111.19	Inf	-Inf	32.19	3	Horizontal	186	1.32	-
2452MHz	Pass	PK	2.4835G	68.98	74.00	-5.02	32.29	3	Horizontal	186	1.32	-
2457MHz	Pass	AV	2.4504G	95.85	Inf	-Inf	32.19	3	Vertical	160	1.50	-
2457MHz	Pass	AV	2.4835G	49.11	54.00	-4.89	32.29	3	Vertical	160	1.50	-
2457MHz	Pass	PK	2.45G	104.72	Inf	-Inf	32.19	3	Vertical	160	1.50	-



Mode	Result	Type	Freq (Hz)	Level (dBuV/m)	Limit (dBuV/m)	Margin (dB)	Factor (dB)	Dist (m)	Condition	Azimuth (°)	Height (m)	Comments
2457MHz	Pass	PK	2.4836G	60.20	74.00	-13.80	32.29	3	Vertical	160	1.50	-
2457MHz	Pass	AV	2.4496G	100.91	Inf	-Inf	32.19	3	Horizontal	186	1.36	-
2457MHz	Pass	AV	2.4835G	52.84	54.00	-1.16	32.29	3	Horizontal	186	1.36	-
2457MHz	Pass	PK	2.4526G	110.53	Inf	-Inf	32.20	3	Horizontal	186	1.36	-
2457MHz	Pass	PK	2.484G	67.72	74.00	-6.28	32.29	3	Horizontal	186	1.36	-
2462MHz	Pass	AV	2.4572G	93.37	Inf	-Inf	32.21	3	Vertical	163	1.44	-
2462MHz	Pass	AV	2.4835G	49.85	54.00	-4.15	32.29	3	Vertical	163	1.44	-
2462MHz	Pass	PK	2.4564G	102.69	Inf	-Inf	32.21	3	Vertical	163	1.44	-
2462MHz	Pass	PK	2.4836G	64.38	74.00	-9.62	32.29	3	Vertical	163	1.44	-
2462MHz	Pass	AV	2.4574G	99.24	Inf	-Inf	32.21	3	Horizontal	186	1.34	-
2462MHz	Pass	AV	2.4835G	52.89	54.00	-1.11	32.29	3	Horizontal	186	1.34	-
2462MHz	Pass	PK	2.4664G	108.33	Inf	-Inf	32.24	3	Horizontal	186	1.34	-
2462MHz	Pass	PK	2.484G	71.36	74.00	-2.64	32.29	3	Horizontal	186	1.34	-
2462MHz	Pass	AV	4.92634G	33.75	54.00	-20.25	3.81	3	Vertical	0	2.23	-
2462MHz	Pass	PK	4.9265G	45.49	74.00	-28.51	3.81	3	Vertical	0	2.23	-
2462MHz	Pass	AV	4.92605G	33.75	54.00	-20.25	3.81	3	Horizontal	282	2.06	-
2462MHz	Pass	PK	4.92254G	45.79	74.00	-28.21	3.80	3	Horizontal	282	2.06	-
802.11n HT20_Nss1,(MCS0)_1TX(Port2)	-	-	-	-	-	-	-	-	-	-	-	-
2412MHz	Pass	AV	2.39G	52.59	54.00	-1.41	32.01	3	Vertical	243	2.49	-
2412MHz	Pass	AV	2.4088G	99.57	Inf	-Inf	32.07	3	Vertical	243	2.49	-
2412MHz	Pass	PK	2.3898G	70.34	74.00	-3.66	32.01	3	Vertical	243	2.49	-
2412MHz	Pass	PK	2.4084G	108.64	Inf	-Inf	32.07	3	Vertical	243	2.49	-
2412MHz	Pass	AV	2.39G	52.78	54.00	-1.22	32.01	3	Horizontal	188	1.01	-
2412MHz	Pass	AV	2.418G	100.09	Inf	-Inf	32.09	3	Horizontal	188	1.01	-
2412MHz	Pass	PK	2.3898G	72.89	74.00	-1.11	32.01	3	Horizontal	188	1.01	-
2412MHz	Pass	PK	2.418G	108.73	Inf	-Inf	32.09	3	Horizontal	188	1.01	-
2412MHz	Pass	AV	4.82495G	34.03	54.00	-19.97	3.58	3	Vertical	308	1.05	-
2412MHz	Pass	PK	4.82297G	45.73	74.00	-28.27	3.58	3	Vertical	308	1.05	-
2412MHz	Pass	AV	4.82513G	33.89	54.00	-20.11	3.59	3	Horizontal	271	1.37	-
2412MHz	Pass	PK	4.82386G	45.73	74.00	-28.27	3.58	3	Horizontal	271	1.37	-
2417MHz	Pass	AV	2.39G	52.89	54.00	-1.11	32.01	3	Vertical	242	2.46	-
2417MHz	Pass	AV	2.4118G	102.31	Inf	-Inf	32.08	3	Vertical	242	2.46	-
2417MHz	Pass	PK	2.389G	67.68	74.00	-6.32	32.00	3	Vertical	242	2.46	-
2417MHz	Pass	PK	2.4122G	110.74	Inf	-Inf	32.08	3	Vertical	242	2.46	-
2417MHz	Pass	AV	2.39G	52.92	54.00	-1.08	32.01	3	Horizontal	188	1.01	-
2417MHz	Pass	AV	2.422G	102.73	Inf	-Inf	32.10	3	Horizontal	188	1.01	-
2417MHz	Pass	PK	2.39G	67.38	74.00	-6.62	32.01	3	Horizontal	188	1.01	-
2417MHz	Pass	PK	2.4232G	111.51	Inf	-Inf	32.11	3	Horizontal	188	1.01	-
2422MHz	Pass	AV	2.3898G	50.14	54.00	-3.86	32.01	3	Vertical	246	2.99	-
2422MHz	Pass	AV	2.43G	102.13	Inf	-Inf	32.13	3	Vertical	246	2.99	-
2422MHz	Pass	PK	2.3876G	64.05	74.00	-9.95	32.00	3	Vertical	246	2.99	-
2422MHz	Pass	PK	2.4282G	110.92	Inf	-Inf	32.13	3	Vertical	246	2.99	-
2422MHz	Pass	AV	2.39G	51.62	54.00	-2.38	32.01	3	Horizontal	186	1.41	-
2422MHz	Pass	AV	2.4294G	102.54	Inf	-Inf	32.13	3	Horizontal	186	1.41	-
2422MHz	Pass	PK	2.389G	66.60	74.00	-7.40	32.00	3	Horizontal	186	1.41	-
2422MHz	Pass	PK	2.4236G	111.57	Inf	-Inf	32.11	3	Horizontal	186	1.41	-
2437MHz	Pass	AV	2.3846G	47.75	54.00	-6.25	31.98	3	Vertical	159	1.50	-
2437MHz	Pass	AV	2.4414G	96.88	Inf	-Inf	32.16	3	Vertical	159	1.50	-
2437MHz	Pass	AV	2.4946G	48.63	54.00	-5.37	32.33	3	Vertical	159	1.50	-



Mode	Result	Type	Freq (Hz)	Level (dBuV/m)	Limit (dBuV/m)	Margin (dB)	Factor (dB)	Dist (m)	Condition	Azimuth (°)	Height (m)	Comments
2437MHz	Pass	PK	2.3806G	58.82	74.00	-15.18	31.97	3	Vertical	159	1.50	-
2437MHz	Pass	PK	2.4418G	105.70	Inf	-Inf	32.17	3	Vertical	159	1.50	-
2437MHz	Pass	PK	2.4874G	59.73	74.00	-14.27	32.30	3	Vertical	159	1.50	-
2437MHz	Pass	AV	2.3854G	49.66	54.00	-4.34	31.99	3	Horizontal	187	1.35	-
2437MHz	Pass	AV	2.4442G	102.76	Inf	-Inf	32.18	3	Horizontal	187	1.35	-
2437MHz	Pass	AV	2.4886G	49.86	54.00	-4.14	32.30	3	Horizontal	187	1.35	-
2437MHz	Pass	PK	2.3842G	61.31	74.00	-12.69	31.98	3	Horizontal	187	1.35	-
2437MHz	Pass	PK	2.4426G	111.78	Inf	-Inf	32.17	3	Horizontal	187	1.35	-
2437MHz	Pass	PK	2.4838G	60.54	74.00	-13.46	32.29	3	Horizontal	187	1.35	-
2437MHz	Pass	AV	4.87916G	33.88	54.00	-20.12	3.70	3	Vertical	151	1.49	-
2437MHz	Pass	PK	4.88552G	45.71	74.00	-28.29	3.71	3	Vertical	151	1.49	-
2437MHz	Pass	AV	4.88072G	33.82	54.00	-20.18	3.71	3	Horizontal	221	1.74	-
2437MHz	Pass	PK	4.87478G	46.26	74.00	-27.74	3.69	3	Horizontal	221	1.74	-
2447MHz	Pass	AV	2.387G	47.53	54.00	-6.47	32.00	3	Vertical	162	1.50	-
2447MHz	Pass	AV	2.443G	97.47	Inf	-Inf	32.17	3	Vertical	162	1.50	-
2447MHz	Pass	AV	2.495G	48.63	54.00	-5.37	32.33	3	Vertical	162	1.50	-
2447MHz	Pass	PK	2.353G	59.06	74.00	-14.94	31.88	3	Vertical	162	1.50	-
2447MHz	Pass	PK	2.4394G	106.68	Inf	-Inf	32.15	3	Vertical	162	1.50	-
2447MHz	Pass	PK	2.4942G	60.32	74.00	-13.68	32.33	3	Vertical	162	1.50	-
2447MHz	Pass	AV	2.3898G	47.57	54.00	-6.43	32.01	3	Horizontal	185	1.35	-
2447MHz	Pass	AV	2.4418G	102.61	Inf	-Inf	32.17	3	Horizontal	185	1.35	-
2447MHz	Pass	AV	2.4838G	51.15	54.00	-2.85	32.29	3	Horizontal	185	1.35	-
2447MHz	Pass	PK	2.3658G	58.71	74.00	-15.29	31.93	3	Horizontal	185	1.35	-
2447MHz	Pass	PK	2.4434G	111.34	Inf	-Inf	32.17	3	Horizontal	185	1.35	-
2447MHz	Pass	PK	2.4842G	66.72	74.00	-7.28	32.29	3	Horizontal	185	1.35	-
2452MHz	Pass	AV	2.4448G	96.11	Inf	-Inf	32.18	3	Vertical	159	1.50	-
2452MHz	Pass	AV	2.4835G	49.11	54.00	-4.89	32.29	3	Vertical	159	1.50	-
2452MHz	Pass	PK	2.4474G	105.77	Inf	-Inf	32.18	3	Vertical	159	1.50	-
2452MHz	Pass	PK	2.4835G	61.40	74.00	-12.60	32.29	3	Vertical	159	1.50	-
2452MHz	Pass	AV	2.4444G	101.72	Inf	-Inf	32.18	3	Horizontal	186	1.36	-
2452MHz	Pass	AV	2.4836G	52.95	54.00	-1.05	32.29	3	Horizontal	186	1.36	-
2452MHz	Pass	PK	2.4494G	111.01	Inf	-Inf	32.19	3	Horizontal	186	1.36	-
2452MHz	Pass	PK	2.4835G	68.78	74.00	-5.22	32.29	3	Horizontal	186	1.36	-
2457MHz	Pass	AV	2.4492G	95.83	Inf	-Inf	32.19	3	Vertical	161	1.49	-
2457MHz	Pass	AV	2.4835G	49.61	54.00	-4.39	32.29	3	Vertical	161	1.49	-
2457MHz	Pass	PK	2.45G	104.87	Inf	-Inf	32.19	3	Vertical	161	1.49	-
2457MHz	Pass	PK	2.4836G	60.20	74.00	-13.80	32.29	3	Vertical	161	1.49	-
2457MHz	Pass	AV	2.449G	100.19	Inf	-Inf	32.19	3	Horizontal	184	1.37	-
2457MHz	Pass	AV	2.4835G	52.95	54.00	-1.05	32.29	3	Horizontal	184	1.37	-
2457MHz	Pass	PK	2.4624G	109.14	Inf	-Inf	32.23	3	Horizontal	184	1.37	-
2457MHz	Pass	PK	2.4835G	68.81	74.00	-5.19	32.29	3	Horizontal	184	1.37	-
2462MHz	Pass	AV	2.4566G	93.28	Inf	-Inf	32.21	3	Vertical	162	1.43	-
2462MHz	Pass	AV	2.4835G	49.85	54.00	-4.15	32.29	3	Vertical	162	1.43	-
2462MHz	Pass	PK	2.4582G	102.30	Inf	-Inf	32.21	3	Vertical	162	1.43	-
2462MHz	Pass	PK	2.4846G	63.68	74.00	-10.32	32.29	3	Vertical	162	1.43	-
2462MHz	Pass	AV	2.4562G	98.91	Inf	-Inf	32.20	3	Horizontal	186	1.34	-
2462MHz	Pass	AV	2.4835G	52.80	54.00	-1.20	32.29	3	Horizontal	186	1.34	-
2462MHz	Pass	PK	2.4574G	108.40	Inf	-Inf	32.21	3	Horizontal	186	1.34	-
2462MHz	Pass	PK	2.4836G	71.66	74.00	-2.34	32.29	3	Horizontal	186	1.34	-



Mode	Result	Type	Freq (Hz)	Level (dBuV/m)	Limit (dBuV/m)	Margin (dB)	Factor (dB)	Dist (m)	Condition	Azimuth (°)	Height (m)	Comments
2462MHz	Pass	AV	4.9333G	33.78	54.00	-20.22	3.82	3	Vertical	49	1.39	-
2462MHz	Pass	PK	4.9099G	45.99	74.00	-28.01	3.77	3	Vertical	49	1.39	-
2462MHz	Pass	AV	4.93732G	34.07	54.00	-19.93	3.83	3	Horizontal	171	1.52	-
2462MHz	Pass	PK	4.93816G	46.33	74.00	-27.67	3.84	3	Horizontal	171	1.52	-
802.11n HT40_Nss1,(MCS0)_1TX(Port2)	-	-	-	-	-	-	-	-	-	-	-	-
2422MHz	Pass	AV	2.39G	49.72	54.00	-4.28	32.01	3	Vertical	162	1.02	-
2422MHz	Pass	AV	2.4324G	91.18	Inf	-Inf	32.14	3	Vertical	162	1.02	-
2422MHz	Pass	AV	2.4844G	49.60	54.00	-4.40	32.29	3	Vertical	162	1.02	-
2422MHz	Pass	PK	2.3884G	62.50	74.00	-11.50	32.00	3	Vertical	162	1.02	-
2422MHz	Pass	PK	2.4132G	100.58	Inf	-Inf	32.08	3	Vertical	162	1.02	-
2422MHz	Pass	PK	2.4888G	59.36	74.00	-14.64	32.30	3	Vertical	162	1.02	-
2422MHz	Pass	AV	2.3896G	52.88	54.00	-1.12	32.01	3	Horizontal	186	1.02	-
2422MHz	Pass	AV	2.4328G	96.74	Inf	-Inf	32.14	3	Horizontal	186	1.02	-
2422MHz	Pass	AV	2.4896G	49.38	54.00	-4.62	32.31	3	Horizontal	186	1.02	-
2422MHz	Pass	PK	2.3896G	67.06	74.00	-6.94	32.01	3	Horizontal	186	1.02	-
2422MHz	Pass	PK	2.4364G	105.16	Inf	-Inf	32.15	3	Horizontal	186	1.02	-
2422MHz	Pass	PK	2.4984G	59.84	74.00	-14.16	32.34	3	Horizontal	186	1.02	-
2422MHz	Pass	AV	4.84772G	34.51	54.00	-19.49	3.64	3	Vertical	315	2.09	-
2422MHz	Pass	PK	4.84118G	45.27	74.00	-28.73	3.62	3	Vertical	315	2.09	-
2422MHz	Pass	AV	4.83326G	34.48	54.00	-19.52	3.60	3	Horizontal	252	1.34	-
2422MHz	Pass	PK	4.85024G	45.55	74.00	-28.45	3.64	3	Horizontal	252	1.34	-
2427MHz	Pass	AV	2.3898G	48.83	54.00	-5.17	32.01	3	Vertical	161	1.50	-
2427MHz	Pass	AV	2.441G	91.79	Inf	-Inf	32.16	3	Vertical	161	1.50	-
2427MHz	Pass	AV	2.4942G	49.15	54.00	-4.85	32.33	3	Vertical	161	1.50	-
2427MHz	Pass	PK	2.3874G	58.95	74.00	-15.05	32.00	3	Vertical	161	1.50	-
2427MHz	Pass	PK	2.4406G	100.09	Inf	-Inf	32.16	3	Vertical	161	1.50	-
2427MHz	Pass	PK	2.491G	59.95	74.00	-14.05	32.31	3	Vertical	161	1.50	-
2427MHz	Pass	AV	2.3898G	52.55	54.00	-1.45	32.01	3	Horizontal	184	1.45	-
2427MHz	Pass	AV	2.4362G	97.55	Inf	-Inf	32.15	3	Horizontal	184	1.45	-
2427MHz	Pass	AV	2.4835G	50.44	54.00	-3.56	32.29	3	Horizontal	184	1.45	-
2427MHz	Pass	PK	2.3874G	68.24	74.00	-5.76	32.00	3	Horizontal	184	1.45	-
2427MHz	Pass	PK	2.4354G	106.25	Inf	-Inf	32.14	3	Horizontal	184	1.45	-
2427MHz	Pass	PK	2.4835G	61.26	74.00	-12.74	32.29	3	Horizontal	184	1.45	-
2432MHz	Pass	AV	2.3896G	48.59	54.00	-5.41	32.01	3	Vertical	160	1.50	-
2432MHz	Pass	AV	2.442G	92.07	Inf	-Inf	32.17	3	Vertical	160	1.50	-
2432MHz	Pass	AV	2.488G	49.37	54.00	-4.63	32.30	3	Vertical	160	1.50	-
2432MHz	Pass	PK	2.388G	59.16	74.00	-14.84	32.00	3	Vertical	160	1.50	-
2432MHz	Pass	PK	2.4416G	100.39	Inf	-Inf	32.16	3	Vertical	160	1.50	-
2432MHz	Pass	PK	2.496G	59.39	74.00	-14.61	32.33	3	Vertical	160	1.50	-
2432MHz	Pass	AV	2.39G	52.67	54.00	-1.33	32.01	3	Horizontal	187	1.33	-
2432MHz	Pass	AV	2.4412G	98.24	Inf	-Inf	32.16	3	Horizontal	187	1.33	-
2432MHz	Pass	AV	2.4844G	50.92	54.00	-3.08	32.29	3	Horizontal	187	1.33	-
2432MHz	Pass	PK	2.3896G	65.44	74.00	-8.56	32.01	3	Horizontal	187	1.33	-
2432MHz	Pass	PK	2.4392G	106.82	Inf	-Inf	32.15	3	Horizontal	187	1.33	-
2432MHz	Pass	PK	2.4835G	62.76	74.00	-11.24	32.29	3	Horizontal	187	1.33	-
2437MHz	Pass	AV	2.3898G	48.59	54.00	-5.41	32.01	3	Vertical	162	1.50	-
2437MHz	Pass	AV	2.4422G	93.02	Inf	-Inf	32.17	3	Vertical	162	1.50	-
2437MHz	Pass	AV	2.4838G	49.84	54.00	-4.16	32.29	3	Vertical	162	1.50	-
2437MHz	Pass	PK	2.3894G	60.08	74.00	-13.92	32.00	3	Vertical	162	1.50	-



Mode	Result	Type	Freq (Hz)	Level (dBuV/m)	Limit (dBuV/m)	Margin (dB)	Factor (dB)	Dist (m)	Condition	Azimuth (°)	Height (m)	Comments
2437MHz	Pass	PK	2.435G	101.50	Inf	-Inf	32.14	3	Vertical	162	1.50	-
2437MHz	Pass	PK	2.4894G	60.74	74.00	-13.26	32.30	3	Vertical	162	1.50	-
2437MHz	Pass	AV	2.3894G	51.17	54.00	-2.83	32.00	3	Horizontal	185	1.35	-
2437MHz	Pass	AV	2.4438G	97.96	Inf	-Inf	32.18	3	Horizontal	185	1.35	-
2437MHz	Pass	AV	2.4835G	52.84	54.00	-1.16	32.29	3	Horizontal	185	1.35	-
2437MHz	Pass	PK	2.3894G	63.63	74.00	-10.37	32.00	3	Horizontal	185	1.35	-
2437MHz	Pass	PK	2.4434G	106.31	Inf	-Inf	32.17	3	Horizontal	185	1.35	-
2437MHz	Pass	PK	2.4842G	67.06	74.00	-6.94	32.29	3	Horizontal	185	1.35	-
2437MHz	Pass	AV	4.87436G	34.55	54.00	-19.45	3.69	3	Vertical	172	1.42	-
2437MHz	Pass	PK	4.86818G	45.36	74.00	-28.64	3.68	3	Vertical	172	1.42	-
2437MHz	Pass	AV	4.87274G	34.61	54.00	-19.39	3.69	3	Horizontal	211	1.37	-
2437MHz	Pass	PK	4.86722G	45.73	74.00	-28.27	3.68	3	Horizontal	211	1.37	-
2442MHz	Pass	AV	2.3892G	48.57	54.00	-5.43	32.00	3	Vertical	161	1.50	-
2442MHz	Pass	AV	2.4404G	91.86	Inf	-Inf	32.16	3	Vertical	161	1.50	-
2442MHz	Pass	AV	2.4984G	49.42	54.00	-4.58	32.34	3	Vertical	161	1.50	-
2442MHz	Pass	PK	2.3816G	59.88	74.00	-14.12	31.98	3	Vertical	161	1.50	-
2442MHz	Pass	PK	2.446G	100.42	Inf	-Inf	32.18	3	Vertical	161	1.50	-
2442MHz	Pass	PK	2.4856G	60.42	74.00	-13.58	32.30	3	Vertical	161	1.50	-
2442MHz	Pass	AV	2.3896G	49.28	54.00	-4.72	32.01	3	Horizontal	186	1.35	-
2442MHz	Pass	AV	2.444G	97.48	Inf	-Inf	32.18	3	Horizontal	186	1.35	-
2442MHz	Pass	AV	2.484G	52.46	54.00	-1.54	32.29	3	Horizontal	186	1.35	-
2442MHz	Pass	PK	2.3876G	60.65	74.00	-13.35	32.00	3	Horizontal	186	1.35	-
2442MHz	Pass	PK	2.4332G	105.98	Inf	-Inf	32.14	3	Horizontal	186	1.35	-
2442MHz	Pass	PK	2.4835G	69.99	74.00	-4.01	32.29	3	Horizontal	186	1.35	-
2447MHz	Pass	AV	2.381G	48.25	54.00	-5.75	31.97	3	Vertical	162	1.01	-
2447MHz	Pass	AV	2.4434G	92.01	Inf	-Inf	32.17	3	Vertical	162	1.01	-
2447MHz	Pass	AV	2.4835G	50.07	54.00	-3.93	32.29	3	Vertical	162	1.01	-
2447MHz	Pass	PK	2.3518G	60.02	74.00	-13.98	31.87	3	Vertical	162	1.01	-
2447MHz	Pass	PK	2.4442G	100.76	Inf	-Inf	32.18	3	Vertical	162	1.01	-
2447MHz	Pass	PK	2.4835G	63.12	74.00	-10.88	32.29	3	Vertical	162	1.01	-
2447MHz	Pass	AV	2.3894G	49.07	54.00	-4.93	32.00	3	Horizontal	187	1.33	-
2447MHz	Pass	AV	2.4418G	96.60	Inf	-Inf	32.17	3	Horizontal	187	1.33	-
2447MHz	Pass	AV	2.4835G	52.92	54.00	-1.08	32.29	3	Horizontal	187	1.33	-
2447MHz	Pass	PK	2.3882G	59.80	74.00	-14.20	32.00	3	Horizontal	187	1.33	-
2447MHz	Pass	PK	2.4446G	105.06	Inf	-Inf	32.18	3	Horizontal	187	1.33	-
2447MHz	Pass	PK	2.485G	70.14	74.00	-3.86	32.29	3	Horizontal	187	1.33	-
2452MHz	Pass	AV	2.3816G	48.26	54.00	-5.74	31.98	3	Vertical	158	1.50	-
2452MHz	Pass	AV	2.4412G	90.04	Inf	-Inf	32.16	3	Vertical	158	1.50	-
2452MHz	Pass	AV	2.486G	49.37	54.00	-4.63	32.30	3	Vertical	158	1.50	-
2452MHz	Pass	PK	2.3732G	59.14	74.00	-14.86	31.95	3	Vertical	158	1.50	-
2452MHz	Pass	PK	2.4424G	98.54	Inf	-Inf	32.17	3	Vertical	158	1.50	-
2452MHz	Pass	PK	2.4876G	62.04	74.00	-11.96	32.30	3	Vertical	158	1.50	-
2452MHz	Pass	AV	2.388G	48.32	54.00	-5.68	32.00	3	Horizontal	186	1.35	-
2452MHz	Pass	AV	2.4412G	97.06	Inf	-Inf	32.16	3	Horizontal	186	1.35	-
2452MHz	Pass	AV	2.4835G	52.96	54.00	-1.04	32.29	3	Horizontal	186	1.35	-
2452MHz	Pass	PK	2.3836G	59.37	74.00	-14.63	31.98	3	Horizontal	186	1.35	-
2452MHz	Pass	PK	2.44G	106.16	Inf	-Inf	32.16	3	Horizontal	186	1.35	-
2452MHz	Pass	PK	2.4835G	70.23	74.00	-3.77	32.29	3	Horizontal	186	1.35	-
2452MHz	Pass	AV	4.90499G	34.74	54.00	-19.26	3.76	3	Vertical	186	1.03	-



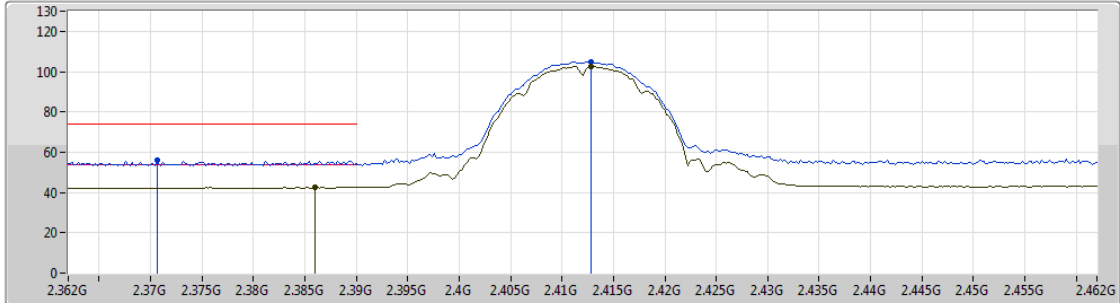
Mode	Result	Type	Freq (Hz)	Level (dBuV/m)	Limit (dBuV/m)	Margin (dB)	Factor (dB)	Dist (m)	Condition	Azimuth (°)	Height (m)	Comments
2452MHz	Pass	PK	4.90613G	45.55	74.00	-28.45	3.76	3	Vertical	186	1.03	-
2452MHz	Pass	AV	4.90423G	34.59	54.00	-19.41	3.76	3	Horizontal	49	1.59	-
2452MHz	Pass	PK	4.90263G	45.35	74.00	-28.65	3.75	3	Horizontal	49	1.59	-



802.11b\_Nss1,(1Mbps)\_1TX(Port2)

20/10/2018

2412MHz\_TX



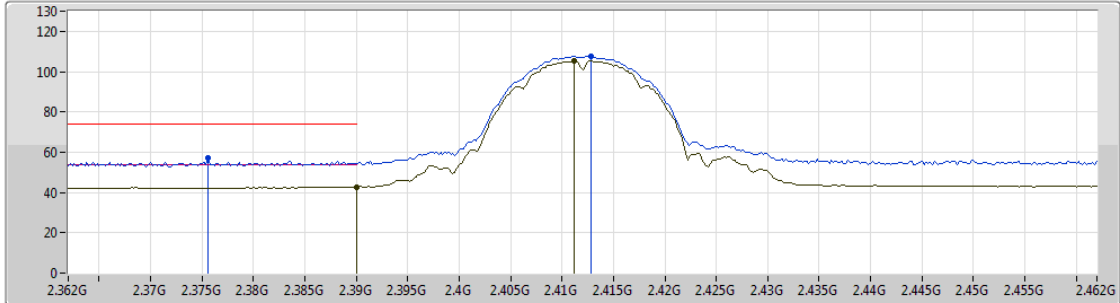
Type	Freq (Hz)	Level (dBuV/m)	Limit (dBuV/m)	Margin (dB)	Factor (dB)	Dist (m)	Condition	Azimuth (°)	Height (m)	Comments
AV	2.386G	42.60	54.00	-11.40	30.76	3	Vertical	202	2.90	-
AV	2.4128G	102.61	Inf	-Inf	30.86	3	Vertical	202	2.90	-
PK	2.3706G	55.98	74.00	-18.02	30.71	3	Vertical	202	2.90	-
PK	2.4128G	105.00	Inf	-Inf	30.86	3	Vertical	202	2.90	-







802.11b\_Nss1,(1Mbps)\_1TX(Port2)

20/10/2018

2412MHz\_TX



Lim.PK    
 PK    
 Lim.AV    
 AV  

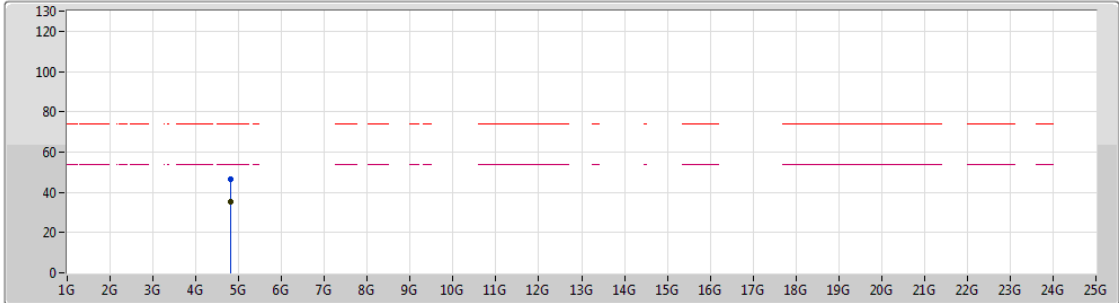
Type	Freq (Hz)	Level (dBuV/m)	Limit (dBuV/m)	Margin (dB)	Factor (dB)	Dist (m)	Condition	Azimuth (°)	Height (m)	Comments
AV	2.39G	42.84	54.00	-11.16	30.77	3	Horizontal	168	1.15	-
AV	2.4112G	105.39	Inf	-Inf	30.85	3	Horizontal	168	1.15	-
PK	2.3756G	56.89	74.00	-17.11	30.72	3	Horizontal	168	1.15	-
PK	2.4128G	107.68	Inf	-Inf	30.86	3	Horizontal	168	1.15	-



802.11b\_Nss1,(1Mbps)\_1TX(Port2)

20/10/2018

2412MHz\_TX



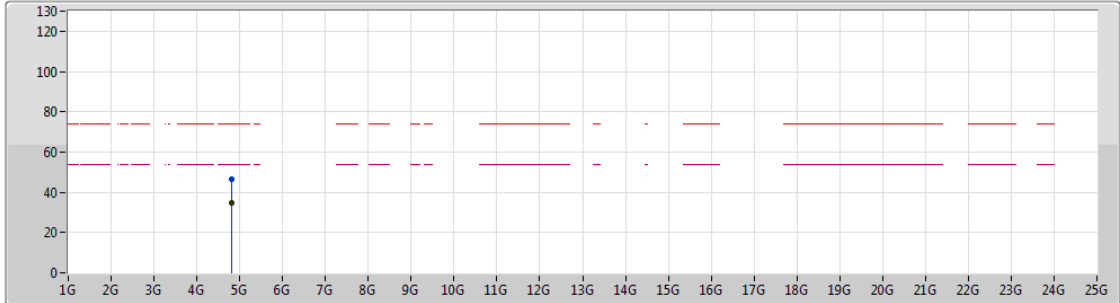
Type	Freq (Hz)	Level (dBuV/m)	Limit (dBuV/m)	Margin (dB)	Factor (dB)	Dist (m)	Condition	Azimuth (°)	Height (m)	Comments
AV	4.8239G	35.26	54.00	-18.74	3.58	3	Vertical	212	2.57	-
PK	4.82402G	46.34	74.00	-27.66	3.58	3	Vertical	212	2.57	-



802.11b\_Nss1,(1Mbps)\_1TX(Port2)

20/10/2018

2412MHz\_TX



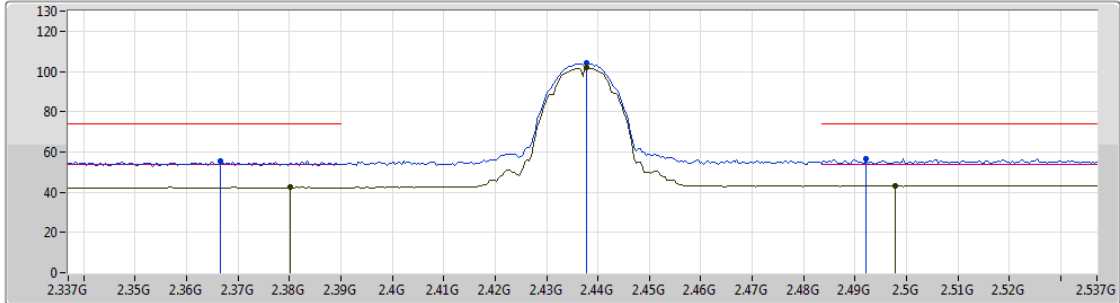
Lim.PK  
 PK  
 Lim.AV  
 AV

Type	Freq (Hz)	Level (dBuV/m)	Limit (dBuV/m)	Margin (dB)	Factor (dB)	Dist (m)	Condition	Azimuth (°)	Height (m)	Comments
AV	4.82391G	34.99	54.00	-19.01	3.58	3	Horizontal	93	2.23	-
PK	4.82375G	46.32	74.00	-27.68	3.58	3	Horizontal	93	2.23	-





802.11b\_Nss1,(1Mbps)\_1TX(Port2)

20/10/2018

2437MHz\_TX



Legend for plot lines:

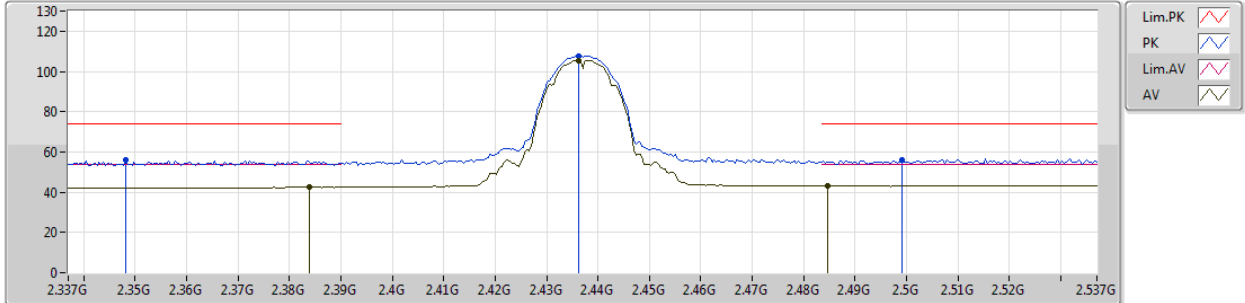
- Lim.PK 
- PK 
- Lim.AV 
- AV 

Type	Freq (Hz)	Level (dBuV/m)	Limit (dBuV/m)	Margin (dB)	Factor (dB)	Dist (m)	Condition	Azimuth (°)	Height (m)	Comments
AV	2.3802G	42.36	54.00	-11.64	30.74	3	Vertical	206	2.00	-
AV	2.4378G	101.72	Inf	-Inf	30.95	3	Vertical	206	2.00	-
AV	2.4978G	43.17	54.00	-10.83	31.16	3	Vertical	206	2.00	-
PK	2.3666G	55.20	74.00	-18.80	30.70	3	Vertical	206	2.00	-
PK	2.4378G	104.11	Inf	-Inf	30.95	3	Vertical	206	2.00	-
PK	2.4922G	56.71	74.00	-17.29	31.14	3	Vertical	206	2.00	-

802.11b\_Nss1,(1Mbps)\_1TX(Port2)

20/10/2018

2437MHz\_TX



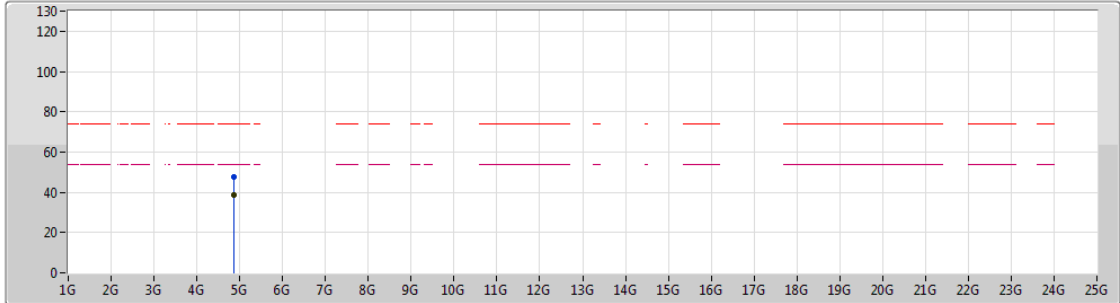
Type	Freq (Hz)	Level (dBuV/m)	Limit (dBuV/m)	Margin (dB)	Factor (dB)	Dist (m)	Condition	Azimuth (°)	Height (m)	Comments
AV	2.3838G	42.61	54.00	-11.39	30.75	3	Horizontal	168	1.10	-
AV	2.4362G	105.54	Inf	-Inf	30.94	3	Horizontal	168	1.10	-
AV	2.4846G	43.21	54.00	-10.79	31.12	3	Horizontal	168	1.10	-
PK	2.3482G	56.19	74.00	-17.81	30.62	3	Horizontal	168	1.10	-
PK	2.4362G	107.77	Inf	-Inf	30.94	3	Horizontal	168	1.10	-
PK	2.499G	55.76	74.00	-18.24	31.17	3	Horizontal	168	1.10	-



802.11b\_Nss1,(1Mbps)\_1TX(Port2)

20/10/2018

2437MHz\_TX



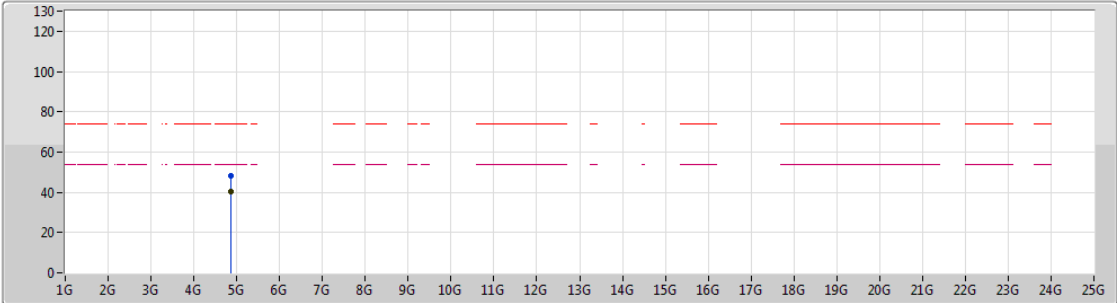
Type	Freq (Hz)	Level (dBuV/m)	Limit (dBuV/m)	Margin (dB)	Factor (dB)	Dist (m)	Condition	Azimuth (°)	Height (m)	Comments
AV	4.8739G	38.79	54.00	-15.21	3.69	3	Vertical	182	1.09	-
PK	4.87384G	47.77	74.00	-26.23	3.69	3	Vertical	182	1.09	-



802.11b\_Nss1,(1Mbps)\_1TX(Port2)

20/10/2018

2437MHz\_TX

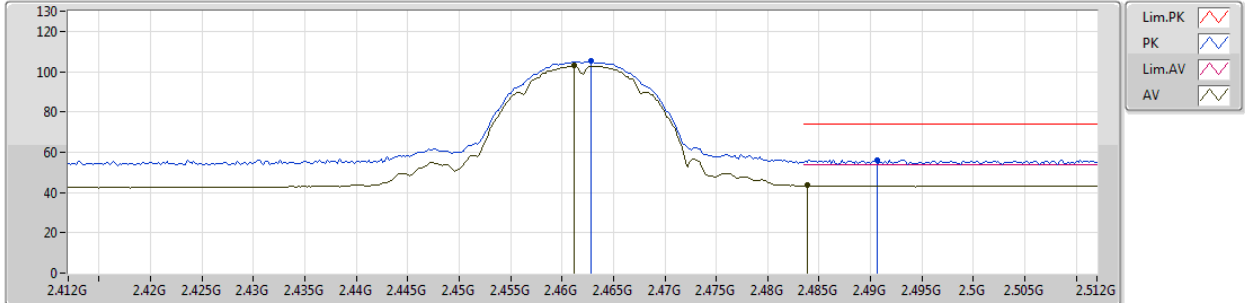


Type	Freq (Hz)	Level (dBuV/m)	Limit (dBuV/m)	Margin (dB)	Factor (dB)	Dist (m)	Condition	Azimuth (°)	Height (m)	Comments
AV	4.87395G	40.61	54.00	-13.39	3.69	3	Horizontal	166	1.50	-
PK	4.87404G	48.27	74.00	-25.73	3.69	3	Horizontal	166	1.50	-

802.11b\_Nss1,(1Mbps)\_1TX(Port2)

20/10/2018

2462MHz\_TX



Type	Freq (Hz)	Level (dBuV/m)	Limit (dBuV/m)	Margin (dB)	Factor (dB)	Dist (m)	Condition	Azimuth (°)	Height (m)	Comments
AV	2.4612G	102.86	Inf	-Inf	31.03	3	Vertical	239	2.99	-
AV	2.4838G	43.44	54.00	-10.56	31.11	3	Vertical	239	2.99	-
PK	2.4628G	105.21	Inf	-Inf	31.04	3	Vertical	239	2.99	-
PK	2.4906G	56.21	74.00	-17.79	31.13	3	Vertical	239	2.99	-

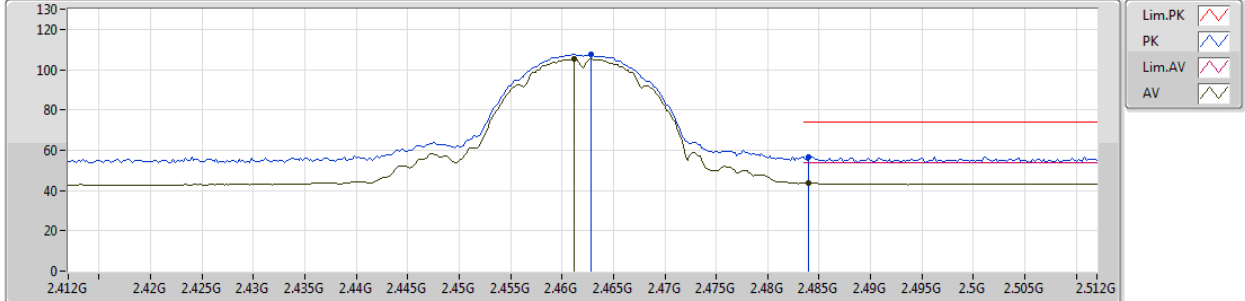




802.11b\_Nss1,(1Mbps)\_1TX(Port2)

20/10/2018

2462MHz\_TX



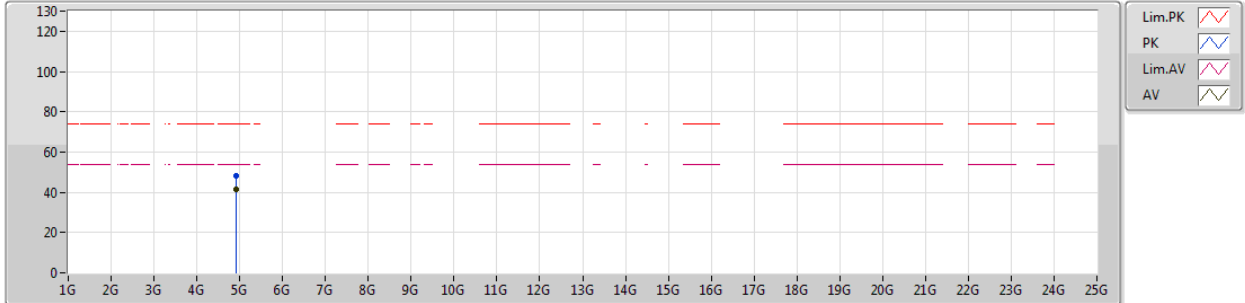
Type	Freq (Hz)	Level (dBuV/m)	Limit (dBuV/m)	Margin (dB)	Factor (dB)	Dist (m)	Condition	Azimuth (°)	Height (m)	Comments
AV	2.4612G	105.33	Inf	-Inf	31.03	3	Horizontal	170	1.05	-
AV	2.484G	43.80	54.00	-10.20	31.12	3	Horizontal	170	1.05	-
PK	2.4628G	107.52	Inf	-Inf	31.04	3	Horizontal	170	1.05	-
PK	2.484G	56.53	74.00	-17.47	31.12	3	Horizontal	170	1.05	-



802.11b\_Nss1,(1Mbps)\_1TX(Port2)

20/10/2018

2462MHz\_TX



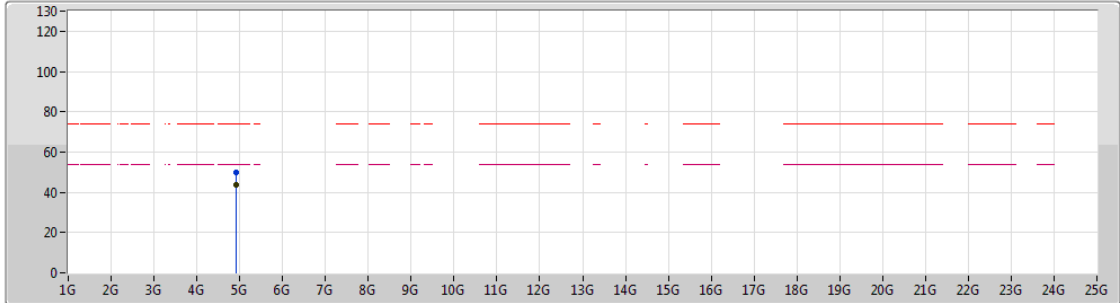
Type	Freq (Hz)	Level (dBuV/m)	Limit (dBuV/m)	Margin (dB)	Factor (dB)	Dist (m)	Condition	Azimuth (°)	Height (m)	Comments
AV	4.92394G	41.44	54.00	-12.56	3.80	3	Vertical	228	1.06	-
PK	4.92382G	48.33	74.00	-25.67	3.80	3	Vertical	228	1.06	-



802.11b\_Nss1,(1Mbps)\_1TX(Port2)

20/10/2018

2462MHz\_TX



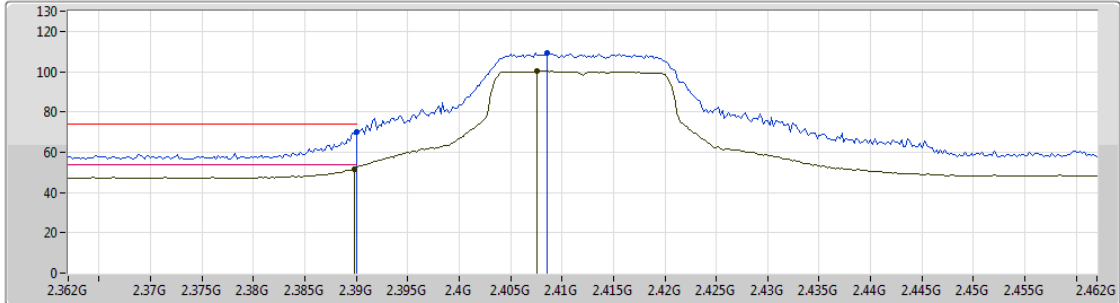
Type	Freq (Hz)	Level (dBuV/m)	Limit (dBuV/m)	Margin (dB)	Factor (dB)	Dist (m)	Condition	Azimuth (°)	Height (m)	Comments
AV	4.92396G	43.70	54.00	-10.30	3.80	3	Horizontal	168	1.48	-
PK	4.92404G	49.71	74.00	-24.29	3.80	3	Horizontal	168	1.48	-



802.11g\_Nss1,(6Mbps)\_1TX(Port2)

20/10/2018

2412MHz\_TX



Lim.PK    
 PK    
 Lim.AV    
 AV

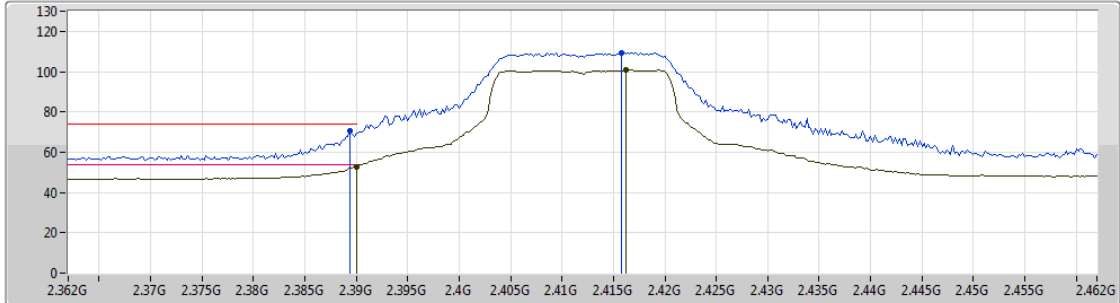
Type	Freq (Hz)	Level (dBuV/m)	Limit (dBuV/m)	Margin (dB)	Factor (dB)	Dist (m)	Condition	Azimuth (°)	Height (m)	Comments
AV	2.3898G	51.79	54.00	-2.21	32.01	3	Vertical	242	2.52	-
AV	2.4076G	100.13	Inf	-Inf	32.06	3	Vertical	242	2.52	-
PK	2.39G	69.93	74.00	-4.07	32.01	3	Vertical	242	2.52	-
PK	2.4086G	109.08	Inf	-Inf	32.07	3	Vertical	242	2.52	-



802.11g\_Nss1,(6Mbps)\_1TX(Port2)

20/10/2018

2412MHz\_TX



Lim.PK  
 PK  
 Lim.AV  
 AV

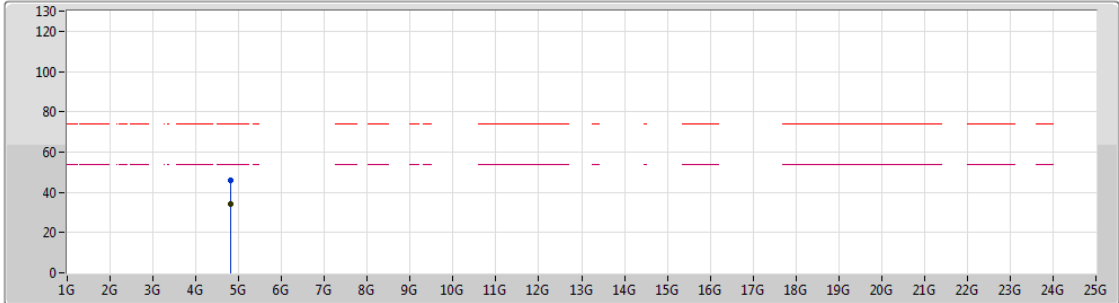
Type	Freq (Hz)	Level (dBuV/m)	Limit (dBuV/m)	Margin (dB)	Factor (dB)	Dist (m)	Condition	Azimuth (°)	Height (m)	Comments
AV	2.39G	52.92	54.00	-1.08	32.01	3	Horizontal	187	1.41	-
AV	2.4162G	100.69	Inf	-Inf	32.09	3	Horizontal	187	1.41	-
PK	2.3894G	70.76	74.00	-3.24	32.00	3	Horizontal	187	1.41	-
PK	2.4158G	109.44	Inf	-Inf	32.09	3	Horizontal	187	1.41	-



802.11g\_Nss1,(6Mbps)\_1TX(Port2)

20/10/2018

2412MHz\_TX



Lim.PK  
 PK  
 Lim.AV  
 AV

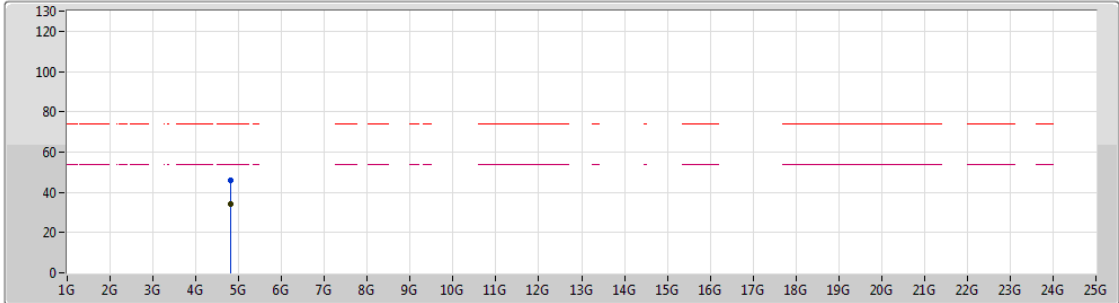
Type	Freq (Hz)	Level (dBuV/m)	Limit (dBuV/m)	Margin (dB)	Factor (dB)	Dist (m)	Condition	Azimuth (°)	Height (m)	Comments
AV	4.82252G	34.13	54.00	-19.87	3.58	3	Vertical	226	1.25	-
PK	4.82398G	45.78	74.00	-28.22	3.58	3	Vertical	226	1.25	-



802.11g\_Nss1,(6Mbps)\_1TX(Port2)

20/10/2018

2412MHz\_TX



Lim.PK  
 PK  
 Lim.AV  
 AV

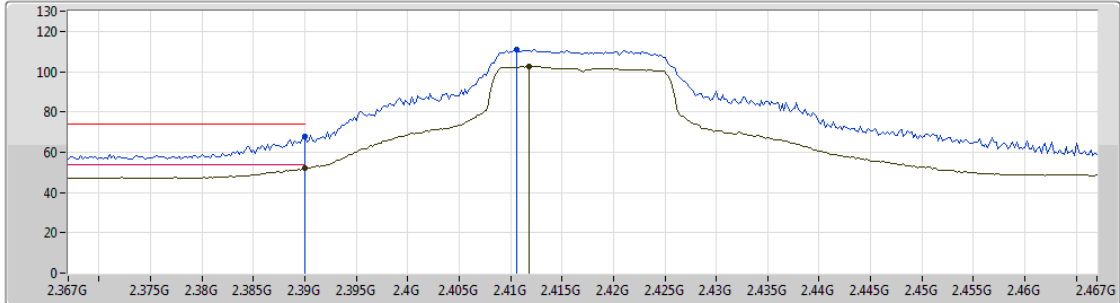
Type	Freq (Hz)	Level (dBuV/m)	Limit (dBuV/m)	Margin (dB)	Factor (dB)	Dist (m)	Condition	Azimuth (°)	Height (m)	Comments
AV	4.82268G	34.06	54.00	-19.94	3.58	3	Horizontal	164	2.69	-
PK	4.82255G	45.89	74.00	-28.11	3.58	3	Horizontal	164	2.69	-



802.11g\_Nss1,(6Mbps)\_1TX(Port2)

20/10/2018

2417MHz\_TX



Type	Freq (Hz)	Level (dBuV/m)	Limit (dBuV/m)	Margin (dB)	Factor (dB)	Dist (m)	Condition	Azimuth (°)	Height (m)	Comments
AV	2.39G	52.12	54.00	-1.88	32.01	3	Vertical	242	2.48	-
AV	2.4118G	102.44	Inf	-Inf	32.08	3	Vertical	242	2.48	-
PK	2.39G	67.73	74.00	-6.27	32.01	3	Vertical	242	2.48	-
PK	2.4106G	111.21	Inf	-Inf	32.08	3	Vertical	242	2.48	-

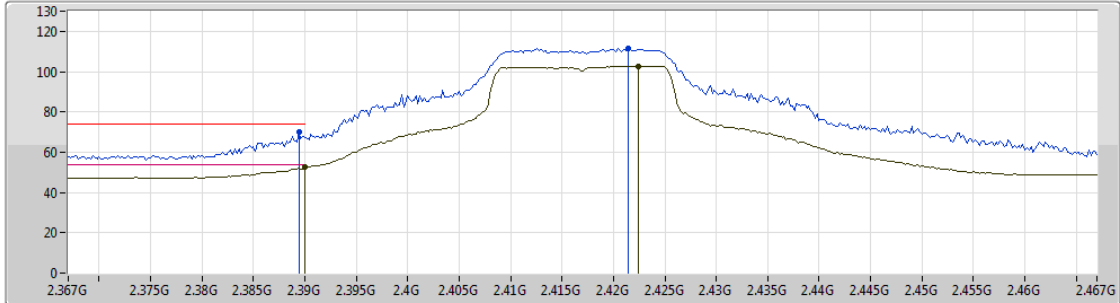




802.11g\_Nss1,(6Mbps)\_1TX(Port2)

20/10/2018

2417MHz\_TX

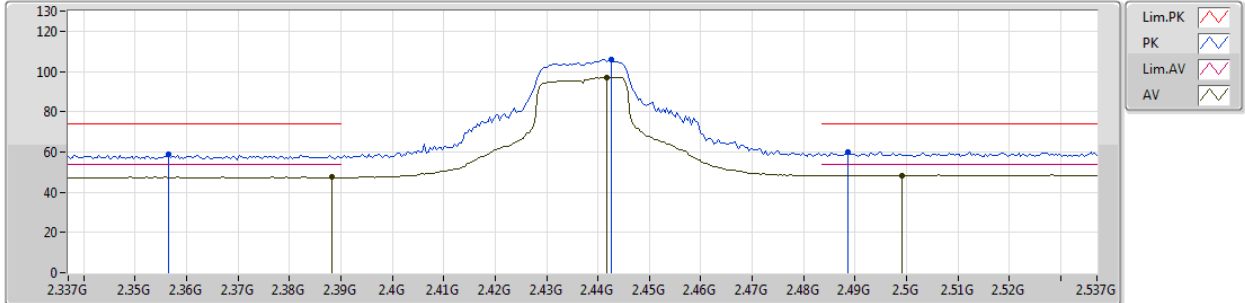


Type	Freq (Hz)	Level (dBuV/m)	Limit (dBuV/m)	Margin (dB)	Factor (dB)	Dist (m)	Condition	Azimuth (°)	Height (m)	Comments
AV	2.39G	52.74	54.00	-1.26	32.01	3	Horizontal	184	1.43	-
AV	2.4224G	102.76	Inf	-Inf	32.10	3	Horizontal	184	1.43	-
PK	2.3894G	69.96	74.00	-4.04	32.00	3	Horizontal	184	1.43	-
PK	2.4214G	111.43	Inf	-Inf	32.10	3	Horizontal	184	1.43	-

802.11g\_Nss1,(6Mbps)\_1TX(Port2)

20/10/2018

2437MHz\_TX



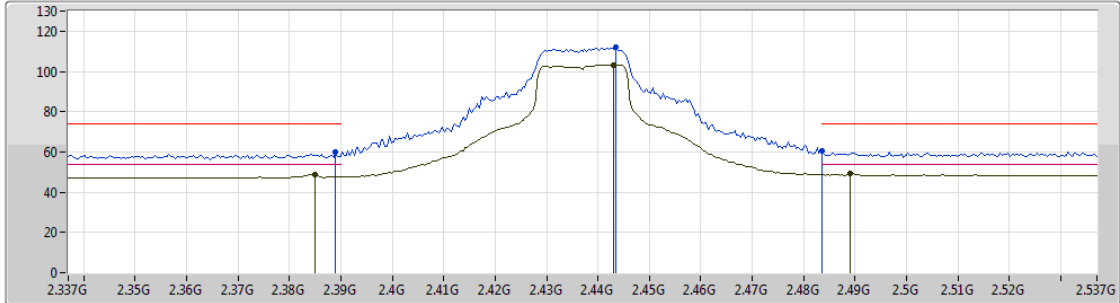
Type	Freq (Hz)	Level (dBuV/m)	Limit (dBuV/m)	Margin (dB)	Factor (dB)	Dist (m)	Condition	Azimuth (°)	Height (m)	Comments
AV	2.3882G	47.54	54.00	-6.46	32.00	3	Vertical	159	1.50	-
AV	2.4418G	96.95	Inf	-Inf	32.17	3	Vertical	159	1.50	-
AV	2.499G	48.37	54.00	-5.63	32.34	3	Vertical	159	1.50	-
PK	2.3566G	58.63	74.00	-15.37	31.90	3	Vertical	159	1.50	-
PK	2.4426G	105.77	Inf	-Inf	32.17	3	Vertical	159	1.50	-
PK	2.4886G	59.94	74.00	-14.06	32.30	3	Vertical	159	1.50	-



802.11g\_Nss1,(6Mbps)\_1TX(Port2)

20/10/2018

2437MHz\_TX



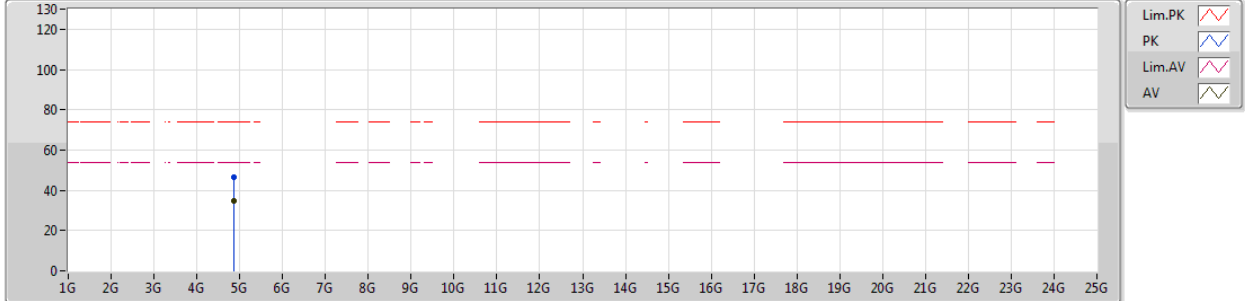
Type	Freq (Hz)	Level (dBuV/m)	Limit (dBuV/m)	Margin (dB)	Factor (dB)	Dist (m)	Condition	Azimuth (°)	Height (m)	Comments
AV	2.385G	48.76	54.00	-5.24	31.99	3	Horizontal	185	1.36	-
AV	2.443G	103.31	Inf	-Inf	32.17	3	Horizontal	185	1.36	-
AV	2.489G	49.12	54.00	-4.88	32.30	3	Horizontal	185	1.36	-
PK	2.389G	59.70	74.00	-14.30	32.00	3	Horizontal	185	1.36	-
PK	2.4434G	112.14	Inf	-Inf	32.17	3	Horizontal	185	1.36	-
PK	2.4835G	60.60	74.00	-13.40	32.29	3	Horizontal	185	1.36	-



802.11g\_Nss1,(6Mbps)\_1TX(Port2)

20/10/2018

2437MHz\_TX



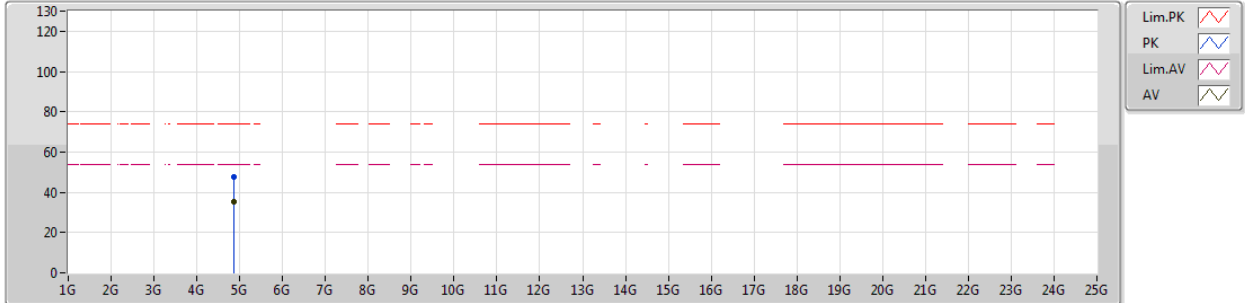
Type	Freq (Hz)	Level (dBuV/m)	Limit (dBuV/m)	Margin (dB)	Factor (dB)	Dist (m)	Condition	Azimuth (°)	Height (m)	Comments
AV	4.87408G	34.75	54.00	-19.25	3.69	3	Vertical	181	1.29	-
PK	4.87264G	46.46	74.00	-27.54	3.69	3	Vertical	181	1.29	-



802.11g\_Nss1,(6Mbps)\_1TX(Port2)

20/10/2018

2437MHz\_TX



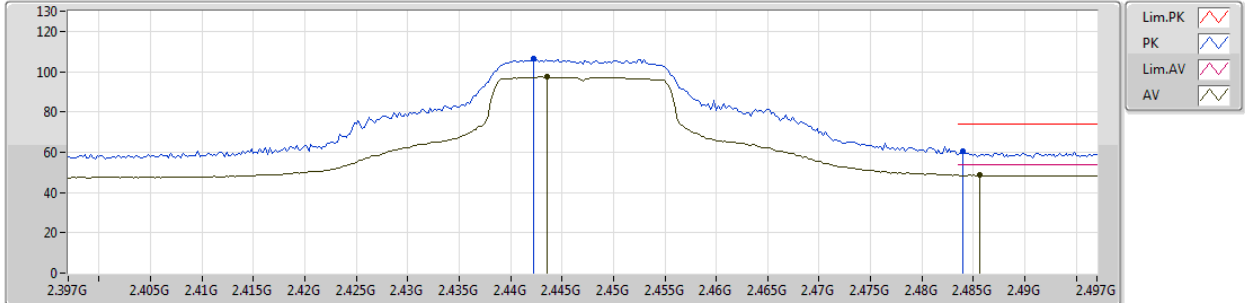
Type	Freq (Hz)	Level (dBuV/m)	Limit (dBuV/m)	Margin (dB)	Factor (dB)	Dist (m)	Condition	Azimuth (°)	Height (m)	Comments
AV	4.87477G	35.40	54.00	-18.60	3.69	3	Horizontal	164	2.65	-
PK	4.87292G	47.57	74.00	-26.43	3.69	3	Horizontal	164	2.65	-



802.11g\_Nss1,(6Mbps)\_1TX(Port2)

20/10/2018

2447MHz\_TX



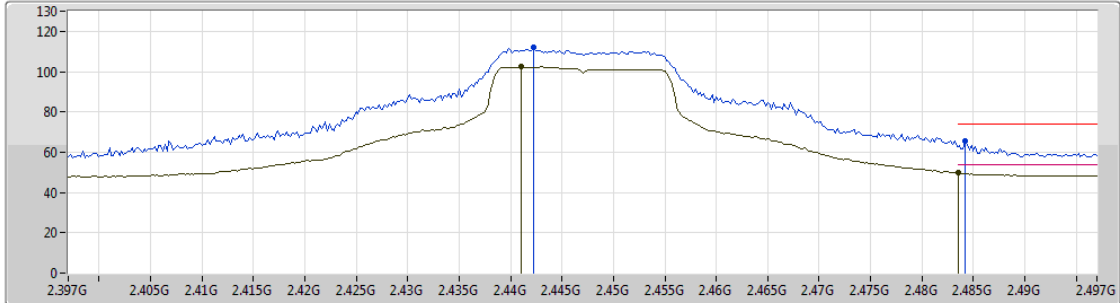
Type	Freq (Hz)	Level (dBuV/m)	Limit (dBuV/m)	Margin (dB)	Factor (dB)	Dist (m)	Condition	Azimuth (°)	Height (m)	Comments
AV	2.4436G	97.24	Inf	-Inf	32.17	3	Vertical	161	1.46	-
AV	2.4856G	48.60	54.00	-5.40	32.30	3	Vertical	161	1.46	-
PK	2.4422G	106.37	Inf	-Inf	32.17	3	Vertical	161	1.46	-
PK	2.484G	60.54	74.00	-13.46	32.29	3	Vertical	161	1.46	-



802.11g\_Nss1,(6Mbps)\_1TX(Port2)

20/10/2018

2447MHz\_TX



Lim.PK  
 PK  
 Lim.AV  
 AV

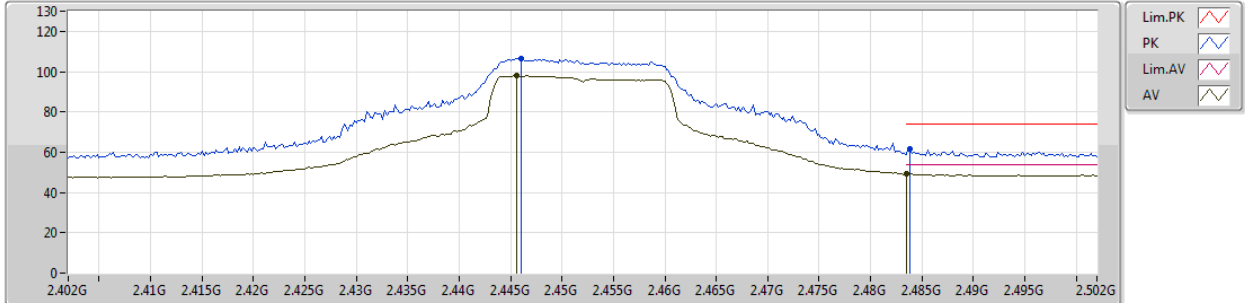
Type	Freq (Hz)	Level (dBuV/m)	Limit (dBuV/m)	Margin (dB)	Factor (dB)	Dist (m)	Condition	Azimuth (°)	Height (m)	Comments
AV	2.441G	102.32	Inf	-Inf	32.16	3	Horizontal	188	1.01	-
AV	2.4835G	49.85	54.00	-4.15	32.29	3	Horizontal	188	1.01	-
PK	2.4422G	112.24	Inf	-Inf	32.17	3	Horizontal	188	1.01	-
PK	2.4842G	65.33	74.00	-8.67	32.29	3	Horizontal	188	1.01	-



802.11g\_Nss1,(6Mbps)\_1TX(Port2)

20/10/2018

2452MHz\_TX



Type	Freq (Hz)	Level (dBuV/m)	Limit (dBuV/m)	Margin (dB)	Factor (dB)	Dist (m)	Condition	Azimuth (°)	Height (m)	Comments
AV	2.4456G	97.94	Inf	-Inf	32.18	3	Vertical	161	1.50	-
AV	2.4835G	49.11	54.00	-4.89	32.29	3	Vertical	161	1.50	-
PK	2.446G	106.37	Inf	-Inf	32.18	3	Vertical	161	1.50	-
PK	2.4838G	61.87	74.00	-12.13	32.29	3	Vertical	161	1.50	-

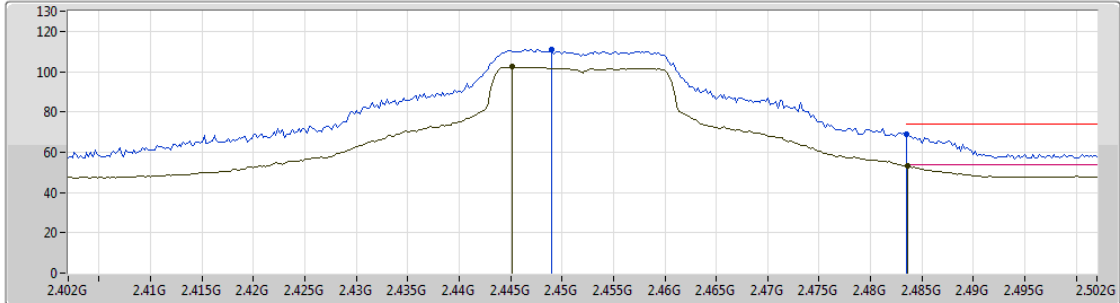




802.11g\_Nss1,(6Mbps)\_1TX(Port2)

20/10/2018

2452MHz\_TX



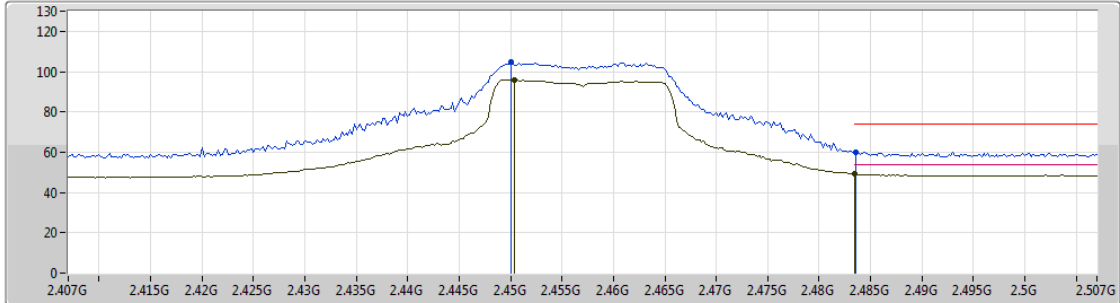
Type	Freq (Hz)	Level (dBuV/m)	Limit (dBuV/m)	Margin (dB)	Factor (dB)	Dist (m)	Condition	Azimuth (°)	Height (m)	Comments
AV	2.4452G	102.28	Inf	-Inf	32.18	3	Horizontal	186	1.32	-
AV	2.4836G	53.00	54.00	-1.00	32.29	3	Horizontal	186	1.32	-
PK	2.449G	111.19	Inf	-Inf	32.19	3	Horizontal	186	1.32	-
PK	2.4835G	68.98	74.00	-5.02	32.29	3	Horizontal	186	1.32	-



802.11g\_Nss1,(6Mbps)\_1TX(Port2)

20/10/2018

2457MHz\_TX



Lim.PK  
 PK  
 Lim.AV  
 AV

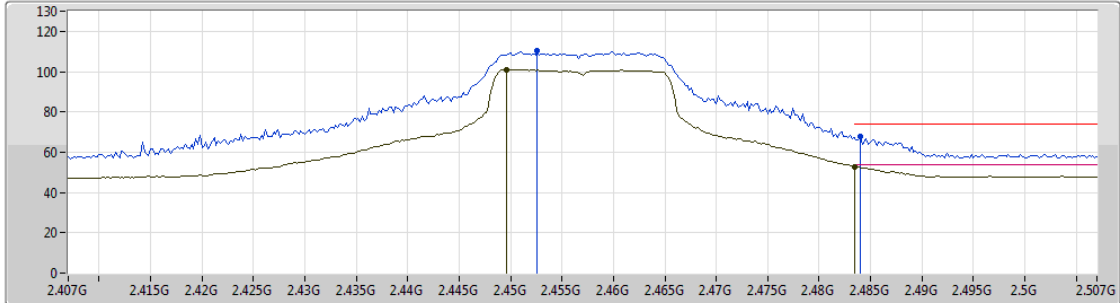
Type	Freq (Hz)	Level (dBuV/m)	Limit (dBuV/m)	Margin (dB)	Factor (dB)	Dist (m)	Condition	Azimuth (°)	Height (m)	Comments
AV	2.4504G	95.85	Inf	-Inf	32.19	3	Vertical	160	1.50	-
AV	2.4835G	49.11	54.00	-4.89	32.29	3	Vertical	160	1.50	-
PK	2.45G	104.72	Inf	-Inf	32.19	3	Vertical	160	1.50	-
PK	2.4836G	60.20	74.00	-13.80	32.29	3	Vertical	160	1.50	-



802.11g\_Nss1,(6Mbps)\_1TX(Port2)

20/10/2018

2457MHz\_TX



Lim.PK    
 PK    
 Lim.AV    
 AV

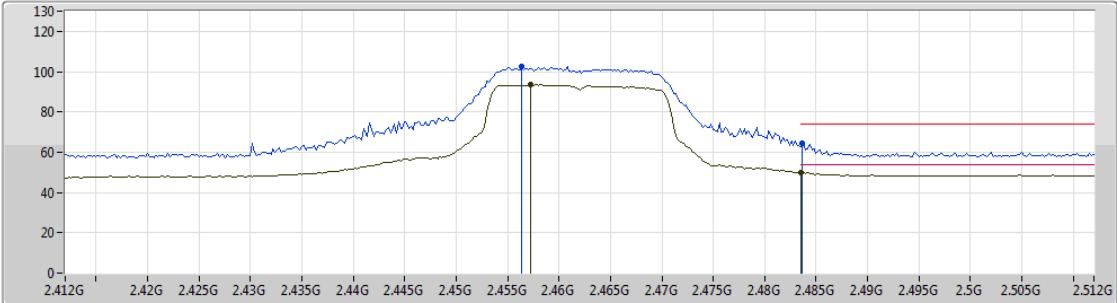
Type	Freq (Hz)	Level (dBuV/m)	Limit (dBuV/m)	Margin (dB)	Factor (dB)	Dist (m)	Condition	Azimuth (°)	Height (m)	Comments
AV	2.4496G	100.91	Inf	-Inf	32.19	3	Horizontal	186	1.36	-
AV	2.4835G	52.84	54.00	-1.16	32.29	3	Horizontal	186	1.36	-
PK	2.4526G	110.53	Inf	-Inf	32.20	3	Horizontal	186	1.36	-
PK	2.484G	67.72	74.00	-6.28	32.29	3	Horizontal	186	1.36	-



802.11g\_Nss1,(6Mbps)\_1TX(Port2)

20/10/2018

2462MHz\_TX



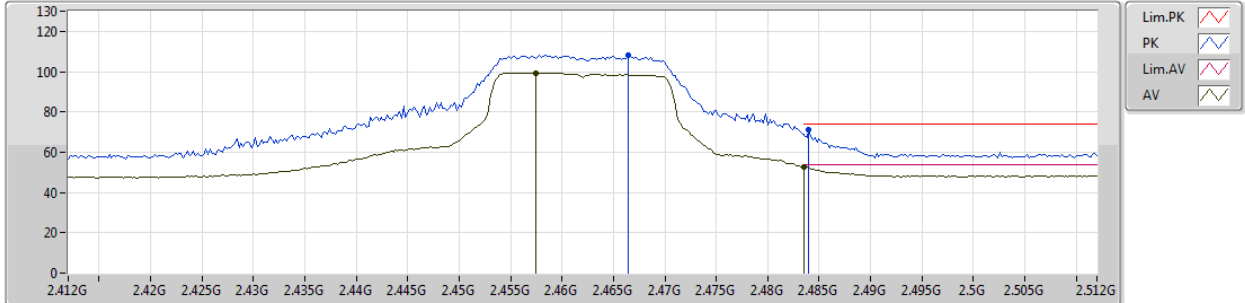
Type	Freq (Hz)	Level (dBuV/m)	Limit (dBuV/m)	Margin (dB)	Factor (dB)	Dist (m)	Condition	Azimuth (°)	Height (m)	Comments
AV	2.4572G	93.37	Inf	-Inf	32.21	3	Vertical	163	1.44	-
AV	2.4835G	49.85	54.00	-4.15	32.29	3	Vertical	163	1.44	-
PK	2.4564G	102.69	Inf	-Inf	32.21	3	Vertical	163	1.44	-
PK	2.4836G	64.38	74.00	-9.62	32.29	3	Vertical	163	1.44	-



802.11g\_Nss1,(6Mbps)\_1TX(Port2)

20/10/2018

2462MHz\_TX



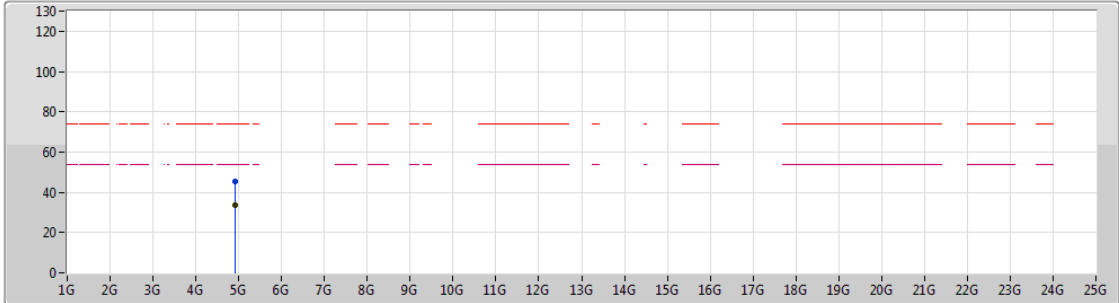
Type	Freq (Hz)	Level (dBuV/m)	Limit (dBuV/m)	Margin (dB)	Factor (dB)	Dist (m)	Condition	Azimuth (°)	Height (m)	Comments
AV	2.4574G	99.24	Inf	-Inf	32.21	3	Horizontal	186	1.34	-
AV	2.4835G	52.89	54.00	-1.11	32.29	3	Horizontal	186	1.34	-
PK	2.4664G	108.33	Inf	-Inf	32.24	3	Horizontal	186	1.34	-
PK	2.484G	71.36	74.00	-2.64	32.29	3	Horizontal	186	1.34	-



802.11g\_Nss1,(6Mbps)\_1TX(Port2)

20/10/2018

2462MHz\_TX



Lim.PK  
 PK  
 Lim.AV  
 AV

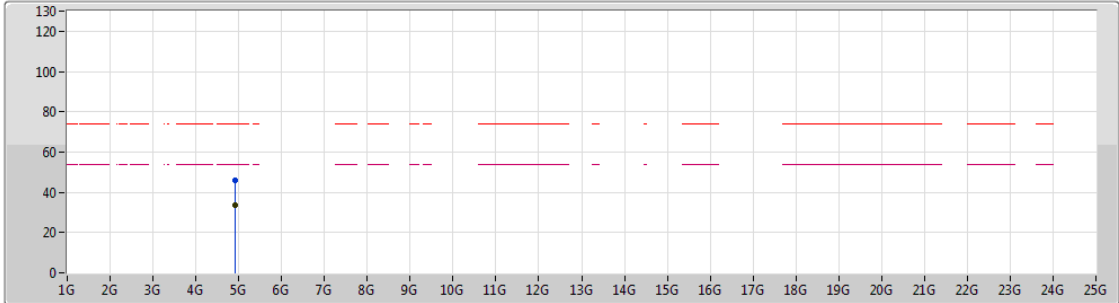
Type	Freq (Hz)	Level (dBuV/m)	Limit (dBuV/m)	Margin (dB)	Factor (dB)	Dist (m)	Condition	Azimuth (°)	Height (m)	Comments
AV	4.92634G	33.75	54.00	-20.25	3.81	3	Vertical	0	2.23	-
PK	4.9265G	45.49	74.00	-28.51	3.81	3	Vertical	0	2.23	-



802.11g\_Nss1,(6Mbps)\_1TX(Port2)

20/10/2018

2462MHz\_TX



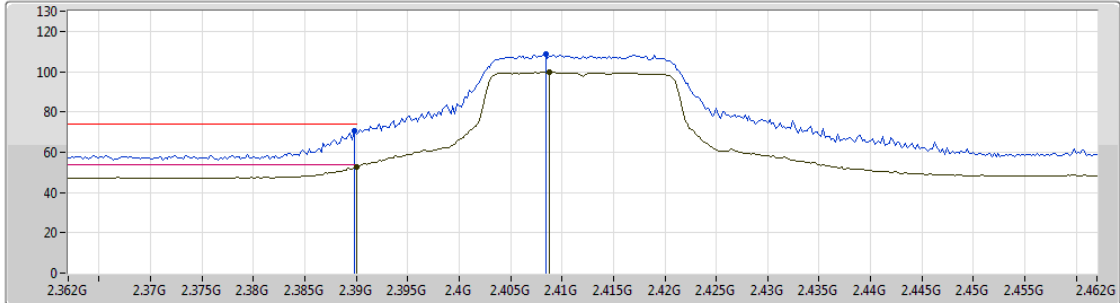
Lim.PK  
 PK  
 Lim.AV  
 AV

Type	Freq (Hz)	Level (dBuV/m)	Limit (dBuV/m)	Margin (dB)	Factor (dB)	Dist (m)	Condition	Azimuth (°)	Height (m)	Comments
AV	4.92605G	33.75	54.00	-20.25	3.81	3	Horizontal	282	2.06	-
PK	4.92254G	45.79	74.00	-28.21	3.80	3	Horizontal	282	2.06	-

802.11n HT20\_Nss1,(MCS0)\_1TX(Port2)

20/10/2018

2412MHz\_TX



Type	Freq (Hz)	Level (dBuV/m)	Limit (dBuV/m)	Margin (dB)	Factor (dB)	Dist (m)	Condition	Azimuth (°)	Height (m)	Comments
AV	2.39G	52.59	54.00	-1.41	32.01	3	Vertical	243	2.49	-
AV	2.4088G	99.57	Inf	-Inf	32.07	3	Vertical	243	2.49	-
PK	2.3898G	70.34	74.00	-3.66	32.01	3	Vertical	243	2.49	-
PK	2.4084G	108.64	Inf	-Inf	32.07	3	Vertical	243	2.49	-

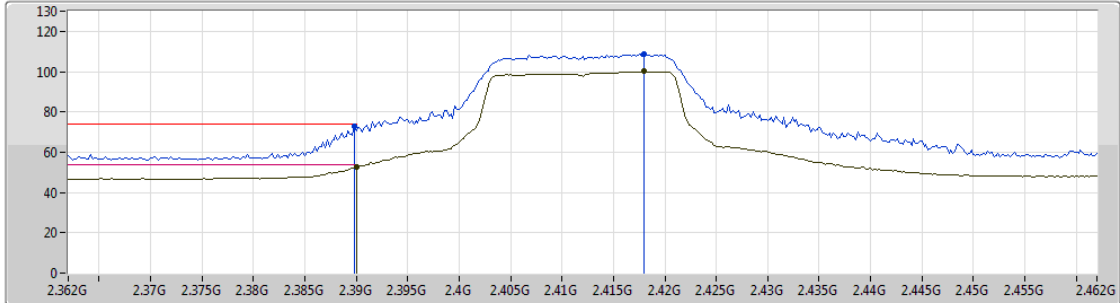




802.11n HT20\_Nss1,(MCS0)\_1TX(Port2)

20/10/2018

2412MHz\_TX



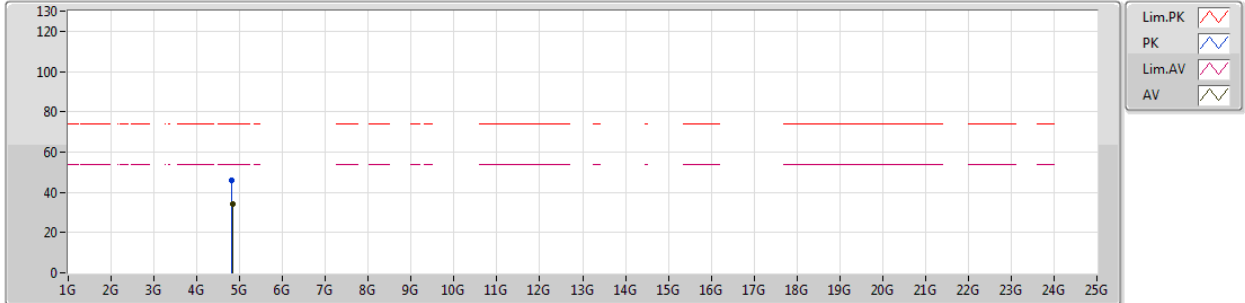
Type	Freq (Hz)	Level (dBuV/m)	Limit (dBuV/m)	Margin (dB)	Factor (dB)	Dist (m)	Condition	Azimuth (°)	Height (m)	Comments
AV	2.39G	52.78	54.00	-1.22	32.01	3	Horizontal	188	1.01	-
AV	2.418G	100.09	Inf	-Inf	32.09	3	Horizontal	188	1.01	-
PK	2.3898G	72.89	74.00	-1.11	32.01	3	Horizontal	188	1.01	-
PK	2.418G	108.73	Inf	-Inf	32.09	3	Horizontal	188	1.01	-



802.11n HT20\_Nss1,(MCS0)\_1TX(Port2)

20/10/2018

2412MHz\_TX



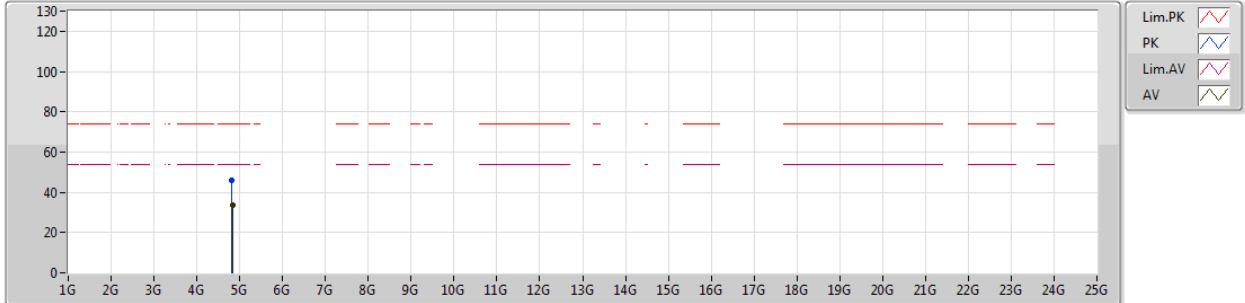
Type	Freq (Hz)	Level (dBuV/m)	Limit (dBuV/m)	Margin (dB)	Factor (dB)	Dist (m)	Condition	Azimuth (°)	Height (m)	Comments
AV	4.82495G	34.03	54.00	-19.97	3.58	3	Vertical	308	1.05	-
PK	4.82297G	45.73	74.00	-28.27	3.58	3	Vertical	308	1.05	-



802.11n HT20\_Nss1,(MCS0)\_1TX(Port2)

20/10/2018

2412MHz\_TX

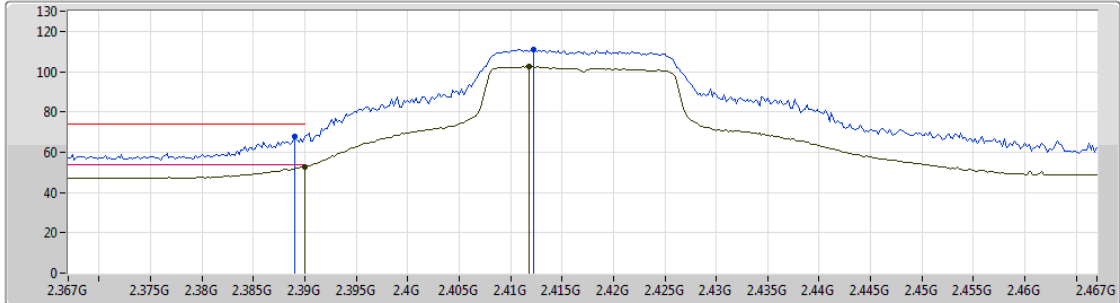


Type	Freq (Hz)	Level (dBuV/m)	Limit (dBuV/m)	Margin (dB)	Factor (dB)	Dist (m)	Condition	Azimuth (°)	Height (m)	Comments
AV	4.82513G	33.89	54.00	-20.11	3.59	3	Horizontal	271	1.37	-
PK	4.82386G	45.73	74.00	-28.27	3.58	3	Horizontal	271	1.37	-

802.11n HT20\_Nss1,(MCS0)\_1TX(Port2)

20/10/2018

2417MHz\_TX

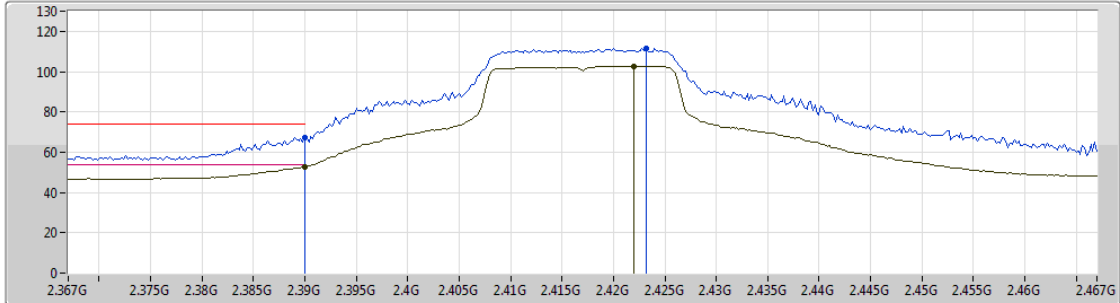


Type	Freq (Hz)	Level (dBuV/m)	Limit (dBuV/m)	Margin (dB)	Factor (dB)	Dist (m)	Condition	Azimuth (°)	Height (m)	Comments
AV	2.39G	52.89	54.00	-1.11	32.01	3	Vertical	242	2.46	-
AV	2.4118G	102.31	Inf	-Inf	32.08	3	Vertical	242	2.46	-
PK	2.389G	67.68	74.00	-6.32	32.00	3	Vertical	242	2.46	-
PK	2.4122G	110.74	Inf	-Inf	32.08	3	Vertical	242	2.46	-

802.11n HT20\_Nss1,(MCS0)\_1TX(Port2)

20/10/2018

2417MHz\_TX



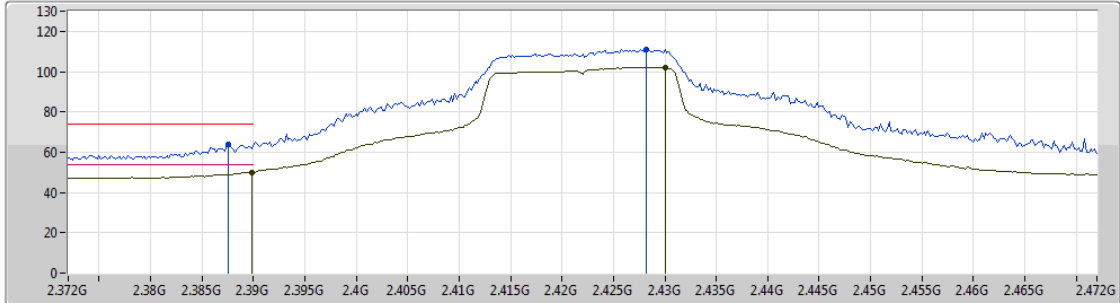
Lim.PK  
 PK  
 Lim.AV  
 AV

Type	Freq (Hz)	Level (dBuV/m)	Limit (dBuV/m)	Margin (dB)	Factor (dB)	Dist (m)	Condition	Azimuth (°)	Height (m)	Comments
AV	2.39G	52.92	54.00	-1.08	32.01	3	Horizontal	188	1.01	-
AV	2.422G	102.73	Inf	-Inf	32.10	3	Horizontal	188	1.01	-
PK	2.39G	67.38	74.00	-6.62	32.01	3	Horizontal	188	1.01	-
PK	2.4232G	111.51	Inf	-Inf	32.11	3	Horizontal	188	1.01	-

802.11n HT20\_Nss1,(MCS0)\_1TX(Port2)

20/10/2018

2422MHz\_TX



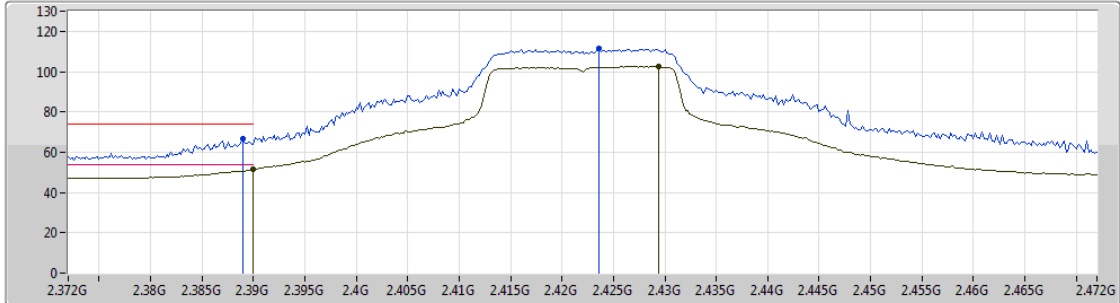
Lim.PK  
 PK  
 Lim.AV  
 AV

Type	Freq (Hz)	Level (dBuV/m)	Limit (dBuV/m)	Margin (dB)	Factor (dB)	Dist (m)	Condition	Azimuth (°)	Height (m)	Comments
AV	2.3898G	50.14	54.00	-3.86	32.01	3	Vertical	246	2.99	-
AV	2.43G	102.13	Inf	-Inf	32.13	3	Vertical	246	2.99	-
PK	2.3876G	64.05	74.00	-9.95	32.00	3	Vertical	246	2.99	-
PK	2.4282G	110.92	Inf	-Inf	32.13	3	Vertical	246	2.99	-

802.11n HT20\_Nss1,(MCS0)\_1TX(Port2)

20/10/2018

2422MHz\_TX

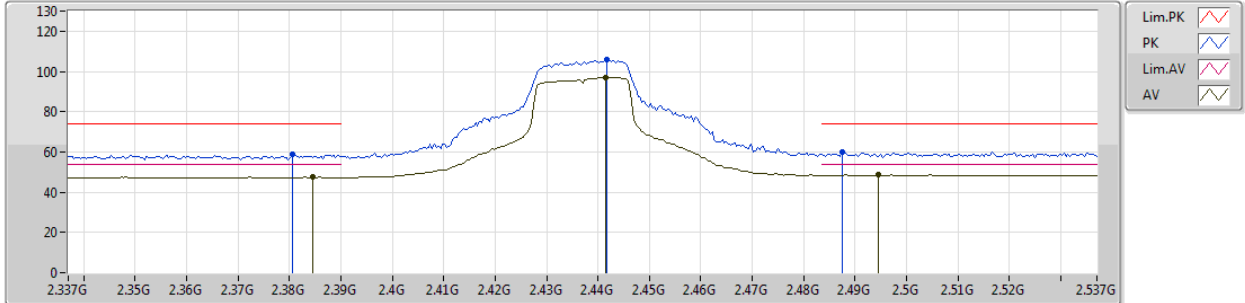


Type	Freq (Hz)	Level (dBuV/m)	Limit (dBuV/m)	Margin (dB)	Factor (dB)	Dist (m)	Condition	Azimuth (°)	Height (m)	Comments
AV	2.39G	51.62	54.00	-2.38	32.01	3	Horizontal	186	1.41	-
AV	2.4294G	102.54	Inf	-Inf	32.13	3	Horizontal	186	1.41	-
PK	2.389G	66.60	74.00	-7.40	32.00	3	Horizontal	186	1.41	-
PK	2.4236G	111.57	Inf	-Inf	32.11	3	Horizontal	186	1.41	-

802.11n HT20\_Nss1,(MCS0)\_1TX(Port2)

20/10/2018

2437MHz\_TX



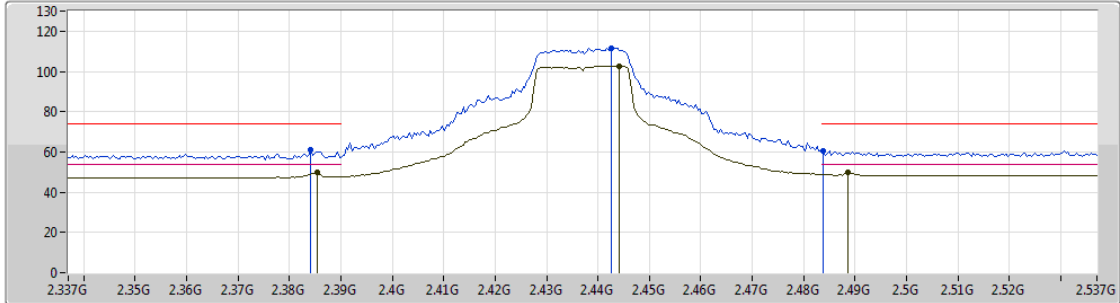
Type	Freq (Hz)	Level (dBuV/m)	Limit (dBuV/m)	Margin (dB)	Factor (dB)	Dist (m)	Condition	Azimuth (°)	Height (m)	Comments
AV	2.3846G	47.75	54.00	-6.25	31.98	3	Vertical	159	1.50	-
AV	2.4414G	96.88	Inf	-Inf	32.16	3	Vertical	159	1.50	-
AV	2.4946G	48.63	54.00	-5.37	32.33	3	Vertical	159	1.50	-
PK	2.3806G	58.82	74.00	-15.18	31.97	3	Vertical	159	1.50	-
PK	2.4418G	105.70	Inf	-Inf	32.17	3	Vertical	159	1.50	-
PK	2.4874G	59.73	74.00	-14.27	32.30	3	Vertical	159	1.50	-



802.11n HT20\_Nss1,(MCS0)\_1TX(Port2)

20/10/2018

2437MHz\_TX



- Lim.PK
- PK
- Lim.AV
- AV

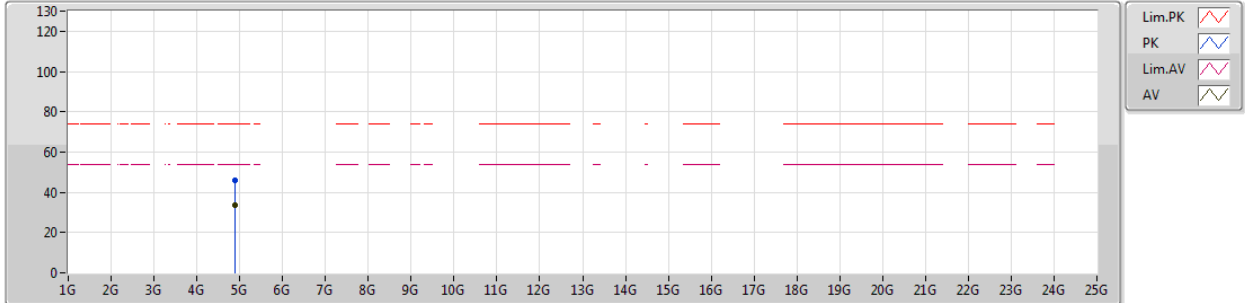
Type	Freq (Hz)	Level (dBuV/m)	Limit (dBuV/m)	Margin (dB)	Factor (dB)	Dist (m)	Condition	Azimuth (°)	Height (m)	Comments
AV	2.3854G	49.66	54.00	-4.34	31.99	3	Horizontal	187	1.35	-
AV	2.4442G	102.76	Inf	-Inf	32.18	3	Horizontal	187	1.35	-
AV	2.4886G	49.86	54.00	-4.14	32.30	3	Horizontal	187	1.35	-
PK	2.3842G	61.31	74.00	-12.69	31.98	3	Horizontal	187	1.35	-
PK	2.4426G	111.78	Inf	-Inf	32.17	3	Horizontal	187	1.35	-
PK	2.4838G	60.54	74.00	-13.46	32.29	3	Horizontal	187	1.35	-



802.11n HT20\_Nss1,(MCS0)\_1TX(Port2)

20/10/2018

2437MHz\_TX



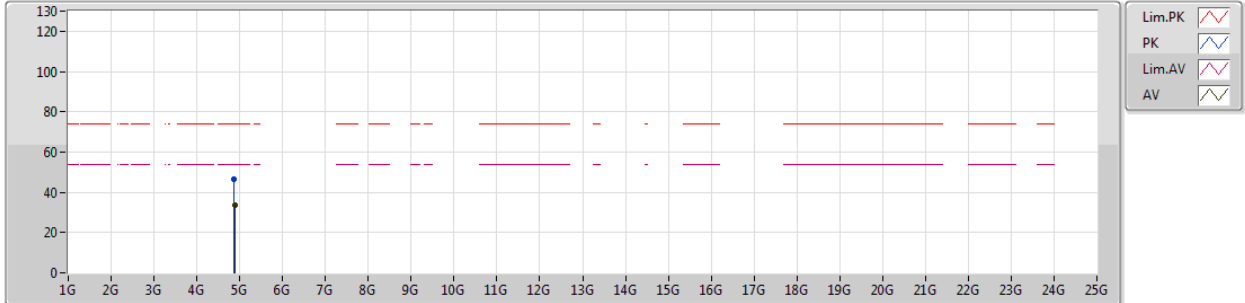
Type	Freq (Hz)	Level (dBuV/m)	Limit (dBuV/m)	Margin (dB)	Factor (dB)	Dist (m)	Condition	Azimuth (°)	Height (m)	Comments
AV	4.87916G	33.88	54.00	-20.12	3.70	3	Vertical	151	1.49	-
PK	4.88552G	45.71	74.00	-28.29	3.71	3	Vertical	151	1.49	-



802.11n HT20\_Nss1,(MCS0)\_1TX(Port2)

20/10/2018

2437MHz\_TX

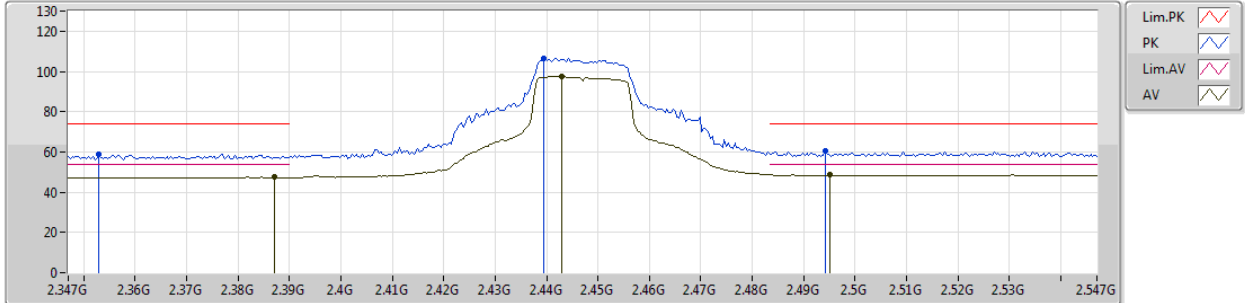


Type	Freq (Hz)	Level (dBuV/m)	Limit (dBuV/m)	Margin (dB)	Factor (dB)	Dist (m)	Condition	Azimuth (°)	Height (m)	Comments
AV	4.88072G	33.82	54.00	-20.18	3.71	3	Horizontal	221	1.74	-
PK	4.87478G	46.26	74.00	-27.74	3.69	3	Horizontal	221	1.74	-

802.11n HT20\_Nss1,(MCS0)\_1TX(Port2)

20/10/2018

2447MHz\_TX

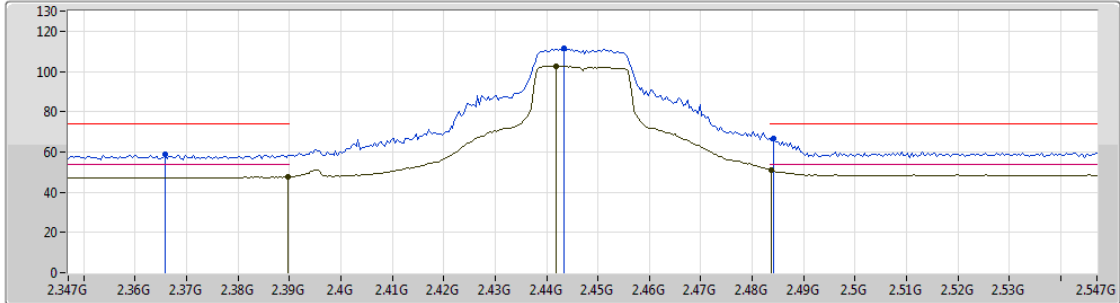


Type	Freq (Hz)	Level (dBuV/m)	Limit (dBuV/m)	Margin (dB)	Factor (dB)	Dist (m)	Condition	Azimuth (°)	Height (m)	Comments
AV	2.387G	47.53	54.00	-6.47	32.00	3	Vertical	162	1.50	-
AV	2.443G	97.47	Inf	-Inf	32.17	3	Vertical	162	1.50	-
AV	2.495G	48.63	54.00	-5.37	32.33	3	Vertical	162	1.50	-
PK	2.353G	59.06	74.00	-14.94	31.88	3	Vertical	162	1.50	-
PK	2.4394G	106.68	Inf	-Inf	32.15	3	Vertical	162	1.50	-
PK	2.4942G	60.32	74.00	-13.68	32.33	3	Vertical	162	1.50	-

802.11n HT20\_Nss1,(MCS0)\_1TX(Port2)

20/10/2018

2447MHz\_TX



Legend for plot lines:

- Lim.PK
- PK
- Lim.AV
- AV

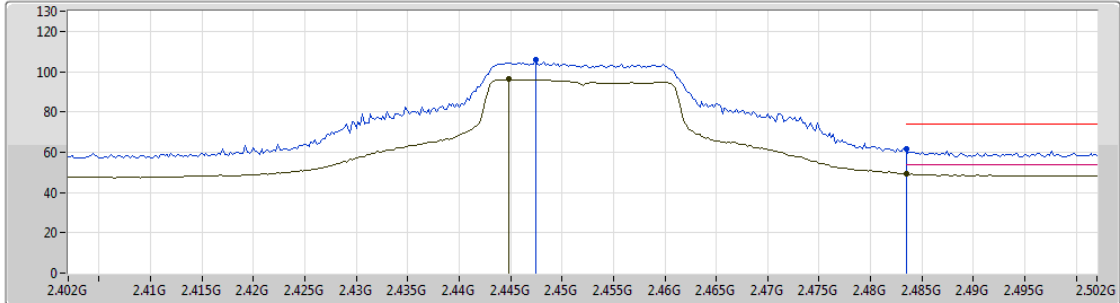
Type	Freq (Hz)	Level (dBuV/m)	Limit (dBuV/m)	Margin (dB)	Factor (dB)	Dist (m)	Condition	Azimuth (°)	Height (m)	Comments
AV	2.3898G	47.57	54.00	-6.43	32.01	3	Horizontal	185	1.35	-
AV	2.4418G	102.61	Inf	-Inf	32.17	3	Horizontal	185	1.35	-
AV	2.4838G	51.15	54.00	-2.85	32.29	3	Horizontal	185	1.35	-
PK	2.3658G	58.71	74.00	-15.29	31.93	3	Horizontal	185	1.35	-
PK	2.4434G	111.34	Inf	-Inf	32.17	3	Horizontal	185	1.35	-
PK	2.4842G	66.72	74.00	-7.28	32.29	3	Horizontal	185	1.35	-



802.11n HT20\_Nss1,(MCS0)\_1TX(Port2)

20/10/2018

2452MHz\_TX



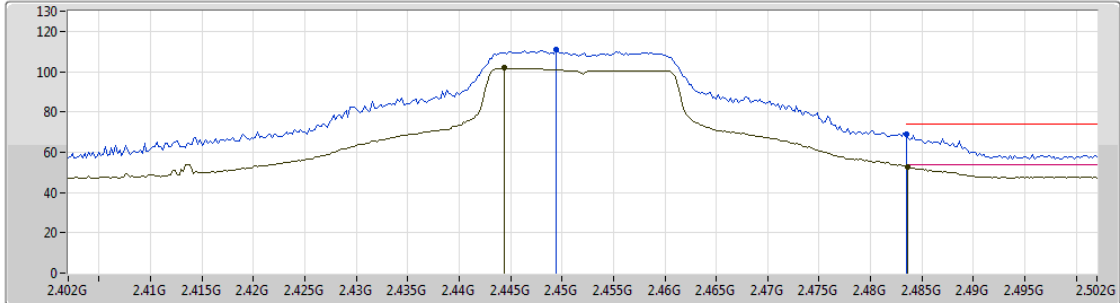
Type	Freq (Hz)	Level (dBuV/m)	Limit (dBuV/m)	Margin (dB)	Factor (dB)	Dist (m)	Condition	Azimuth (°)	Height (m)	Comments
AV	2.4448G	96.11	Inf	-Inf	32.18	3	Vertical	159	1.50	-
AV	2.4835G	49.11	54.00	-4.89	32.29	3	Vertical	159	1.50	-
PK	2.4474G	105.77	Inf	-Inf	32.18	3	Vertical	159	1.50	-
PK	2.4835G	61.40	74.00	-12.60	32.29	3	Vertical	159	1.50	-



802.11n HT20\_Nss1,(MCS0)\_1TX(Port2)

20/10/2018

2452MHz\_TX



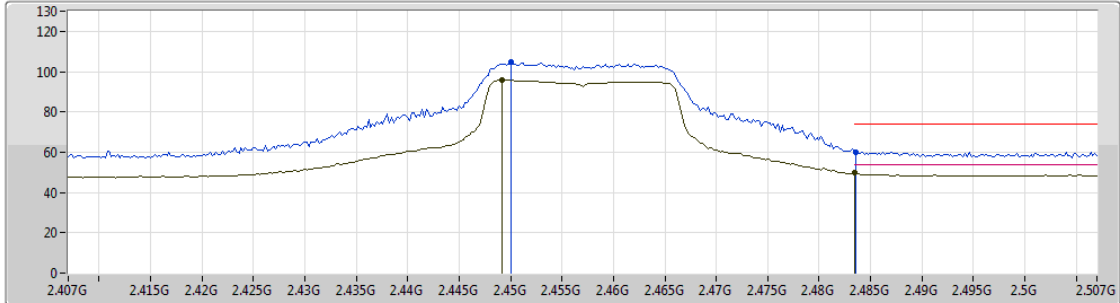
Type	Freq (Hz)	Level (dBuV/m)	Limit (dBuV/m)	Margin (dB)	Factor (dB)	Dist (m)	Condition	Azimuth (°)	Height (m)	Comments
AV	2.4444G	101.72	Inf	-Inf	32.18	3	Horizontal	186	1.36	-
AV	2.4836G	52.95	54.00	-1.05	32.29	3	Horizontal	186	1.36	-
PK	2.4494G	111.01	Inf	-Inf	32.19	3	Horizontal	186	1.36	-
PK	2.4835G	68.78	74.00	-5.22	32.29	3	Horizontal	186	1.36	-



802.11n HT20\_Nss1,(MCS0)\_1TX(Port2)

20/10/2018

2457MHz\_TX



Lim.PK  
 PK  
 Lim.AV  
 AV

Type	Freq (Hz)	Level (dBuV/m)	Limit (dBuV/m)	Margin (dB)	Factor (dB)	Dist (m)	Condition	Azimuth (°)	Height (m)	Comments
AV	2.4492G	95.83	Inf	-Inf	32.19	3	Vertical	161	1.49	-
AV	2.4835G	49.61	54.00	-4.39	32.29	3	Vertical	161	1.49	-
PK	2.45G	104.87	Inf	-Inf	32.19	3	Vertical	161	1.49	-
PK	2.4836G	60.20	74.00	-13.80	32.29	3	Vertical	161	1.49	-

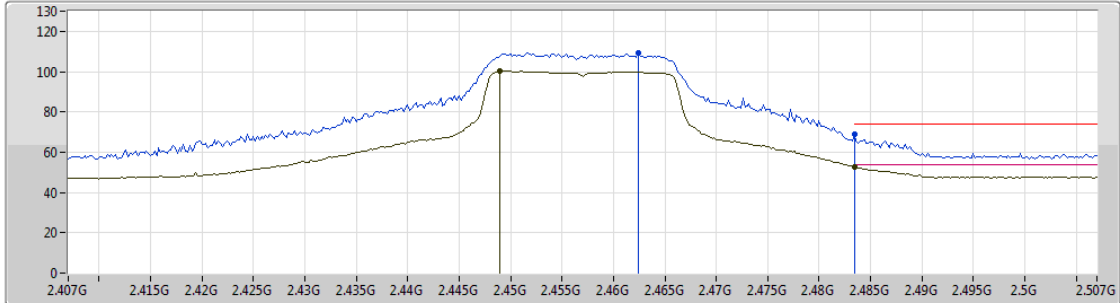




802.11n HT20\_Nss1,(MCS0)\_1TX(Port2)

20/10/2018

2457MHz\_TX



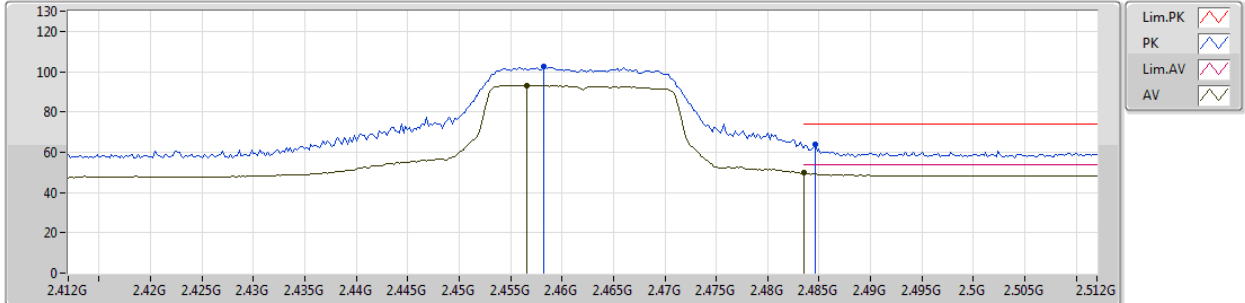
Type	Freq (Hz)	Level (dBuV/m)	Limit (dBuV/m)	Margin (dB)	Factor (dB)	Dist (m)	Condition	Azimuth (°)	Height (m)	Comments
AV	2.449G	100.19	Inf	-Inf	32.19	3	Horizontal	184	1.37	-
AV	2.4835G	52.95	54.00	-1.05	32.29	3	Horizontal	184	1.37	-
PK	2.4624G	109.14	Inf	-Inf	32.23	3	Horizontal	184	1.37	-
PK	2.4835G	68.81	74.00	-5.19	32.29	3	Horizontal	184	1.37	-



802.11n HT20\_Nss1,(MCS0)\_1TX(Port2)

20/10/2018

2462MHz\_TX



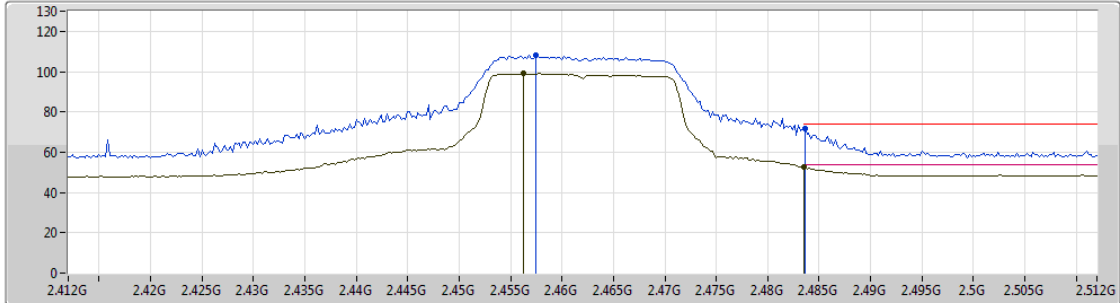
Type	Freq (Hz)	Level (dBuV/m)	Limit (dBuV/m)	Margin (dB)	Factor (dB)	Dist (m)	Condition	Azimuth (°)	Height (m)	Comments
AV	2.4566G	93.28	Inf	-Inf	32.21	3	Vertical	162	1.43	-
AV	2.4835G	49.85	54.00	-4.15	32.29	3	Vertical	162	1.43	-
PK	2.4582G	102.30	Inf	-Inf	32.21	3	Vertical	162	1.43	-
PK	2.4846G	63.68	74.00	-10.32	32.29	3	Vertical	162	1.43	-



802.11n HT20\_Nss1,(MCS0)\_1TX(Port2)

20/10/2018

2462MHz\_TX



Lim.PK  
 PK  
 Lim.AV  
 AV

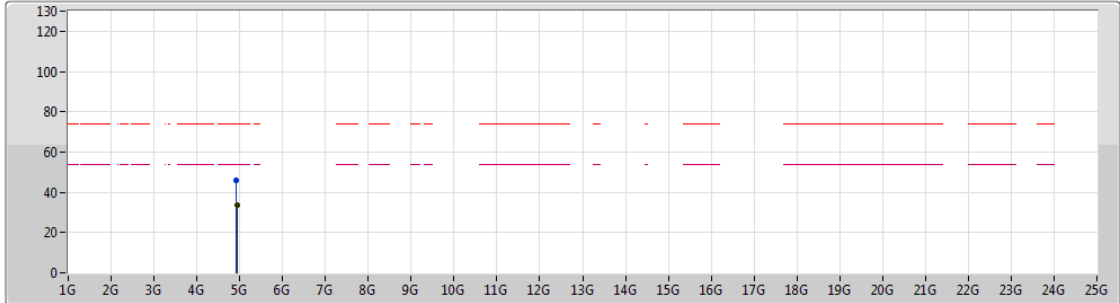
Type	Freq (Hz)	Level (dBuV/m)	Limit (dBuV/m)	Margin (dB)	Factor (dB)	Dist (m)	Condition	Azimuth (°)	Height (m)	Comments
AV	2.4562G	98.91	Inf	-Inf	32.20	3	Horizontal	186	1.34	-
AV	2.4835G	52.80	54.00	-1.20	32.29	3	Horizontal	186	1.34	-
PK	2.4574G	108.40	Inf	-Inf	32.21	3	Horizontal	186	1.34	-
PK	2.4836G	71.66	74.00	-2.34	32.29	3	Horizontal	186	1.34	-



802.11n HT20\_Nss1,(MCS0)\_1TX(Port2)

20/10/2018

2462MHz\_TX



Lim.PK  
 PK  
 Lim.AV  
 AV

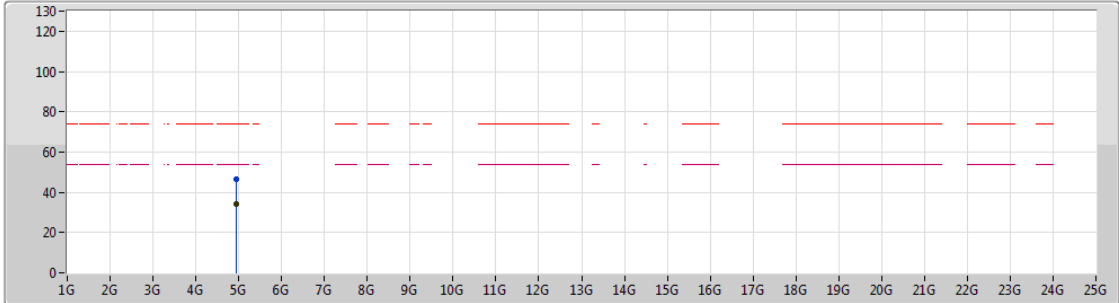
Type	Freq (Hz)	Level (dBuV/m)	Limit (dBuV/m)	Margin (dB)	Factor (dB)	Dist (m)	Condition	Azimuth (°)	Height (m)	Comments
AV	4.9333G	33.78	54.00	-20.22	3.82	3	Vertical	49	1.39	-
PK	4.9099G	45.99	74.00	-28.01	3.77	3	Vertical	49	1.39	-



802.11n HT20\_Nss1,(MCS0)\_1TX(Port2)

20/10/2018

2462MHz\_TX



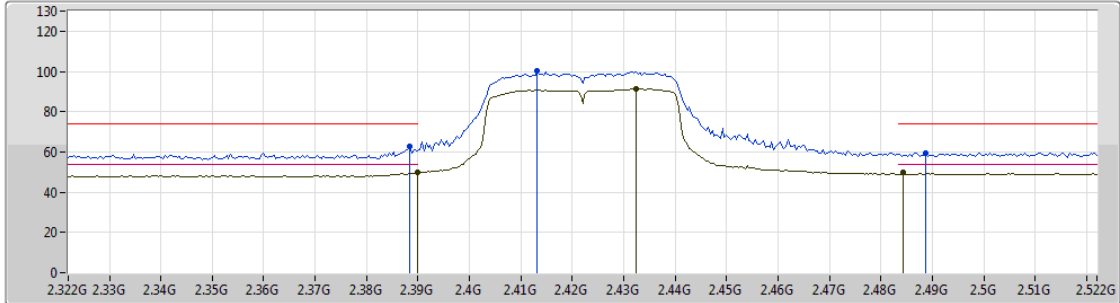
Lim.PK  
 PK  
 Lim.AV  
 AV

Type	Freq (Hz)	Level (dBuV/m)	Limit (dBuV/m)	Margin (dB)	Factor (dB)	Dist (m)	Condition	Azimuth (°)	Height (m)	Comments
AV	4.93732G	34.07	54.00	-19.93	3.83	3	Horizontal	171	1.52	-
PK	4.93816G	46.33	74.00	-27.67	3.84	3	Horizontal	171	1.52	-

802.11n HT40\_Nss1,(MCS0)\_1TX(Port2)

20/10/2018

2422MHz\_TX

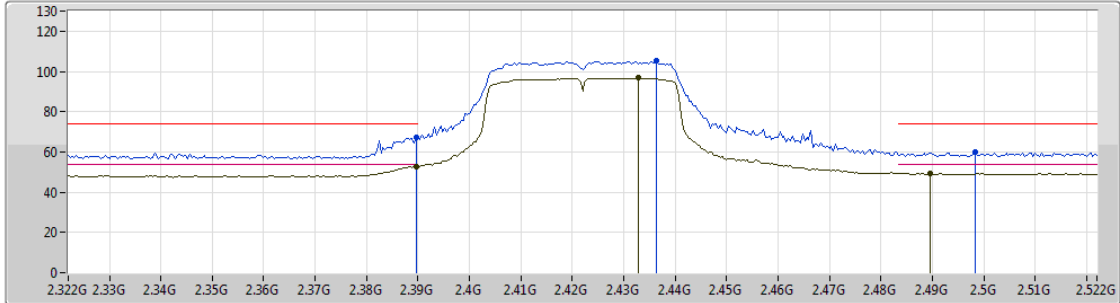





Type	Freq (Hz)	Level (dBuV/m)	Limit (dBuV/m)	Margin (dB)	Factor (dB)	Dist (m)	Condition	Azimuth (°)	Height (m)	Comments
AV	2.39G	49.72	54.00	-4.28	32.01	3	Vertical	162	1.02	-
AV	2.4324G	91.18	Inf	-Inf	32.14	3	Vertical	162	1.02	-
AV	2.4844G	49.60	54.00	-4.40	32.29	3	Vertical	162	1.02	-
PK	2.3884G	62.50	74.00	-11.50	32.00	3	Vertical	162	1.02	-
PK	2.4132G	100.58	Inf	-Inf	32.08	3	Vertical	162	1.02	-
PK	2.4888G	59.36	74.00	-14.64	32.30	3	Vertical	162	1.02	-

802.11n HT40\_Nss1,(MCS0)\_1TX(Port2)

20/10/2018

2422MHz\_TX



Lim.PK    
 PK    
 Lim.AV    
 AV  

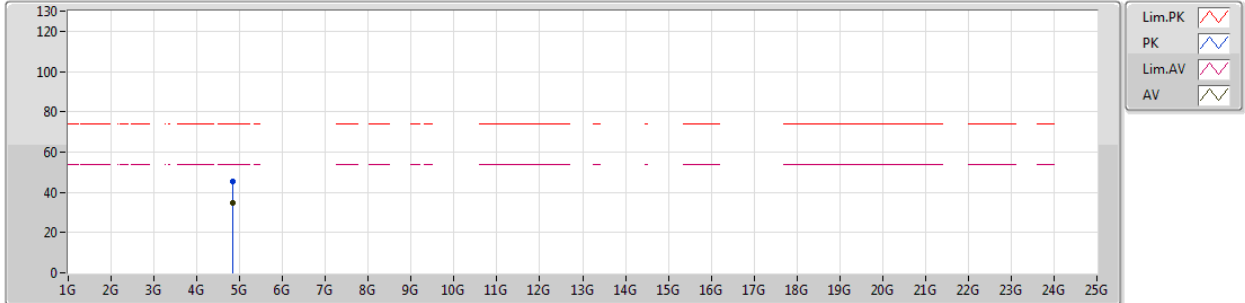
Type	Freq (Hz)	Level (dBuV/m)	Limit (dBuV/m)	Margin (dB)	Factor (dB)	Dist (m)	Condition	Azimuth (°)	Height (m)	Comments
AV	2.3896G	52.88	54.00	-1.12	32.01	3	Horizontal	186	1.02	-
AV	2.4328G	96.74	Inf	-Inf	32.14	3	Horizontal	186	1.02	-
AV	2.4896G	49.38	54.00	-4.62	32.31	3	Horizontal	186	1.02	-
PK	2.3896G	67.06	74.00	-6.94	32.01	3	Horizontal	186	1.02	-
PK	2.4364G	105.16	Inf	-Inf	32.15	3	Horizontal	186	1.02	-
PK	2.4984G	59.84	74.00	-14.16	32.34	3	Horizontal	186	1.02	-



802.11n HT40\_Nss1,(MCS0)\_1TX(Port2)

20/10/2018

2422MHz\_TX



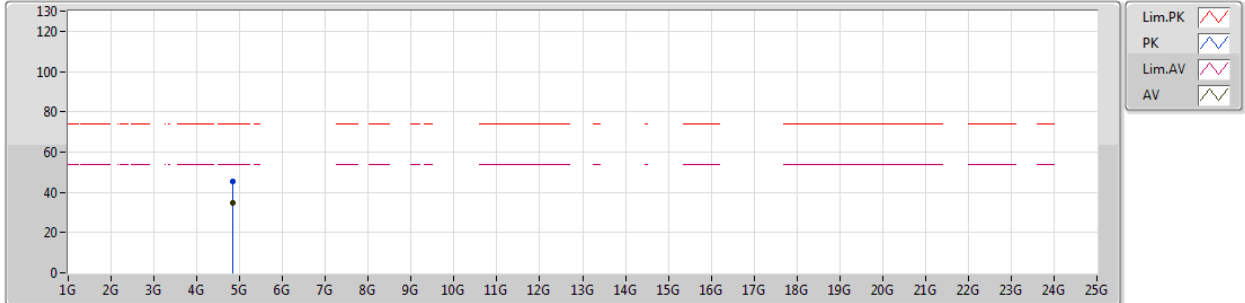
Type	Freq (Hz)	Level (dBuV/m)	Limit (dBuV/m)	Margin (dB)	Factor (dB)	Dist (m)	Condition	Azimuth (°)	Height (m)	Comments
AV	4.84772G	34.51	54.00	-19.49	3.64	3	Vertical	315	2.09	-
PK	4.84118G	45.27	74.00	-28.73	3.62	3	Vertical	315	2.09	-



802.11n HT40\_Nss1,(MCS0)\_1TX(Port2)

20/10/2018

2422MHz\_TX

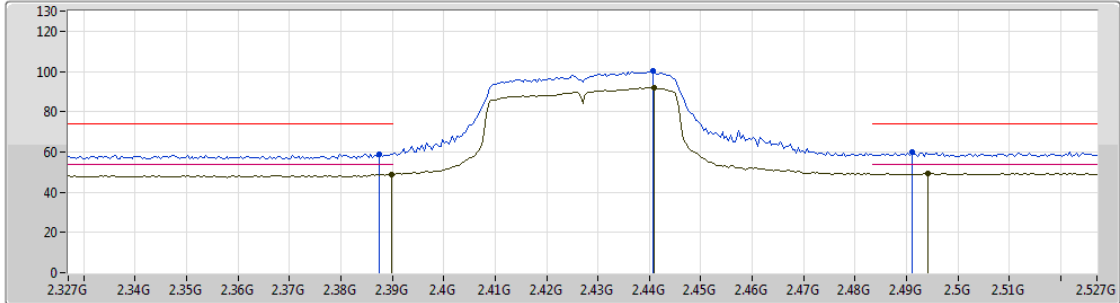






Type	Freq (Hz)	Level (dBuV/m)	Limit (dBuV/m)	Margin (dB)	Factor (dB)	Dist (m)	Condition	Azimuth (°)	Height (m)	Comments
AV	4.83326G	34.48	54.00	-19.52	3.60	3	Horizontal	252	1.34	-
PK	4.85024G	45.55	74.00	-28.45	3.64	3	Horizontal	252	1.34	-

802.11n HT40\_Nss1,(MCS0)\_1TX(Port2)

20/10/2018

2427MHz\_TX



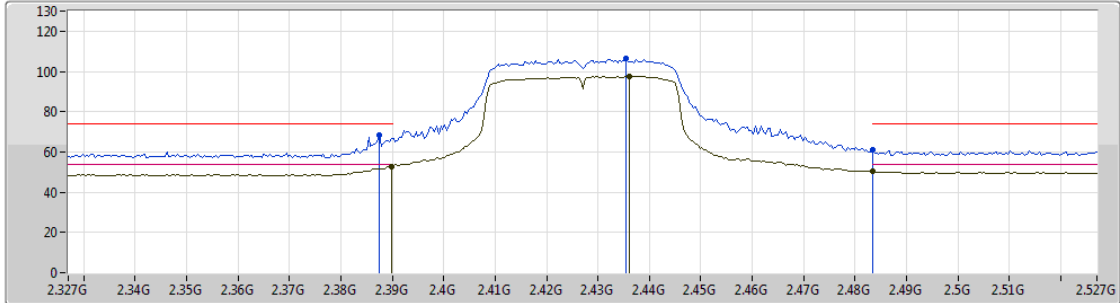
Lim.PK    
 PK    
 Lim.AV    
 AV  

Type	Freq (Hz)	Level (dBuV/m)	Limit (dBuV/m)	Margin (dB)	Factor (dB)	Dist (m)	Condition	Azimuth (°)	Height (m)	Comments
AV	2.3898G	48.83	54.00	-5.17	32.01	3	Vertical	161	1.50	-
AV	2.441G	91.79	Inf	-Inf	32.16	3	Vertical	161	1.50	-
AV	2.4942G	49.15	54.00	-4.85	32.33	3	Vertical	161	1.50	-
PK	2.3874G	58.95	74.00	-15.05	32.00	3	Vertical	161	1.50	-
PK	2.4406G	100.09	Inf	-Inf	32.16	3	Vertical	161	1.50	-
PK	2.491G	59.95	74.00	-14.05	32.31	3	Vertical	161	1.50	-

802.11n HT40\_Nss1,(MCS0)\_1TX(Port2)

20/10/2018

2427MHz\_TX



Legend for plot lines:

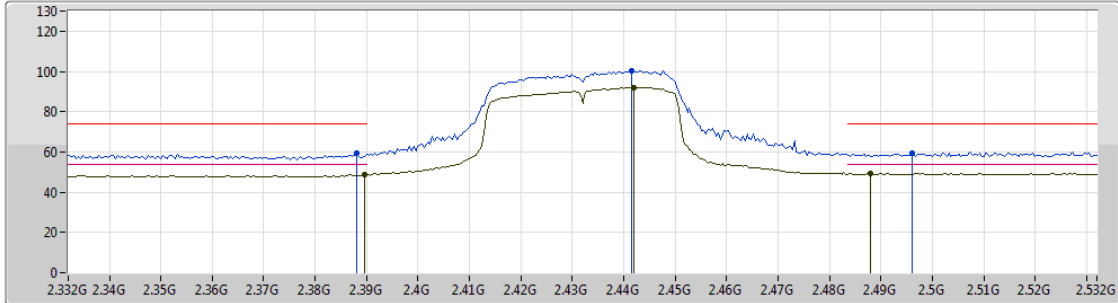
- Lim.PK
- PK
- Lim.AV
- AV

Type	Freq (Hz)	Level (dBuV/m)	Limit (dBuV/m)	Margin (dB)	Factor (dB)	Dist (m)	Condition	Azimuth (°)	Height (m)	Comments
AV	2.3898G	52.55	54.00	-1.45	32.01	3	Horizontal	184	1.45	-
AV	2.4362G	97.55	Inf	-Inf	32.15	3	Horizontal	184	1.45	-
AV	2.4835G	50.44	54.00	-3.56	32.29	3	Horizontal	184	1.45	-
PK	2.3874G	68.24	74.00	-5.76	32.00	3	Horizontal	184	1.45	-
PK	2.4354G	106.25	Inf	-Inf	32.14	3	Horizontal	184	1.45	-
PK	2.4835G	61.26	74.00	-12.74	32.29	3	Horizontal	184	1.45	-

802.11n HT40\_Nss1,(MCS0)\_1TX(Port2)

20/10/2018

2432MHz\_TX

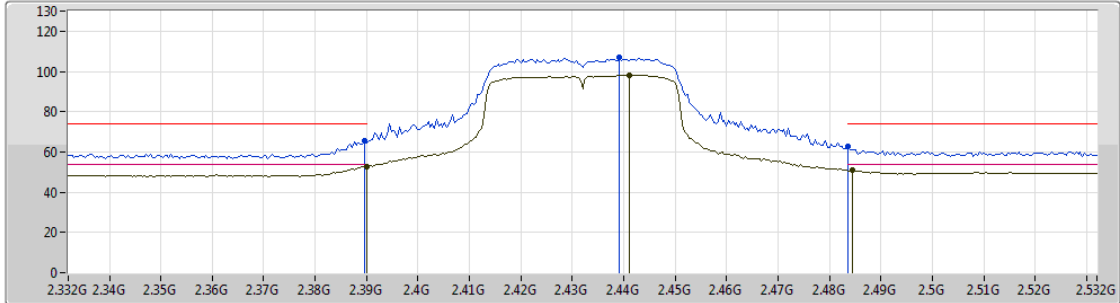


Type	Freq (Hz)	Level (dBuV/m)	Limit (dBuV/m)	Margin (dB)	Factor (dB)	Dist (m)	Condition	Azimuth (°)	Height (m)	Comments
AV	2.3896G	48.59	54.00	-5.41	32.01	3	Vertical	160	1.50	-
AV	2.442G	92.07	Inf	-Inf	32.17	3	Vertical	160	1.50	-
AV	2.488G	49.37	54.00	-4.63	32.30	3	Vertical	160	1.50	-
PK	2.388G	59.16	74.00	-14.84	32.00	3	Vertical	160	1.50	-
PK	2.4416G	100.39	Inf	-Inf	32.16	3	Vertical	160	1.50	-
PK	2.496G	59.39	74.00	-14.61	32.33	3	Vertical	160	1.50	-

802.11n HT40\_Nss1,(MCS0)\_1TX(Port2)

20/10/2018

2432MHz\_TX



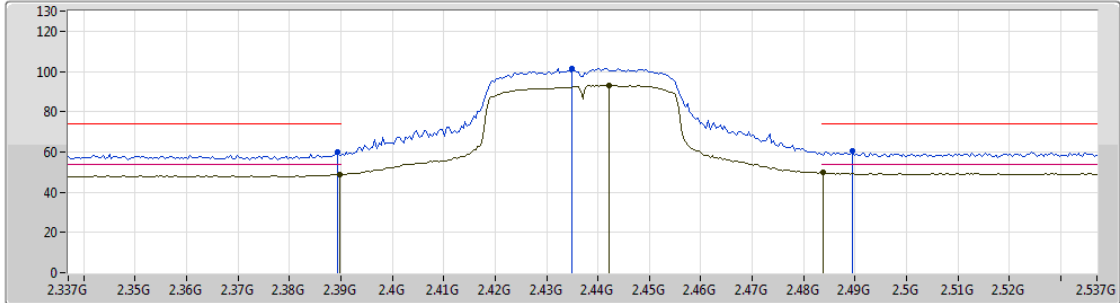
Type	Freq (Hz)	Level (dBuV/m)	Limit (dBuV/m)	Margin (dB)	Factor (dB)	Dist (m)	Condition	Azimuth (°)	Height (m)	Comments
AV	2.39G	52.67	54.00	-1.33	32.01	3	Horizontal	187	1.33	-
AV	2.4412G	98.24	Inf	-Inf	32.16	3	Horizontal	187	1.33	-
AV	2.4844G	50.92	54.00	-3.08	32.29	3	Horizontal	187	1.33	-
PK	2.3896G	65.44	74.00	-8.56	32.01	3	Horizontal	187	1.33	-
PK	2.4392G	106.82	Inf	-Inf	32.15	3	Horizontal	187	1.33	-
PK	2.4835G	62.76	74.00	-11.24	32.29	3	Horizontal	187	1.33	-



802.11n HT40\_Nss1,(MCS0)\_1TX(Port2)

20/10/2018

2437MHz\_TX



Lim.PK    
 PK    
 Lim.AV    
 AV

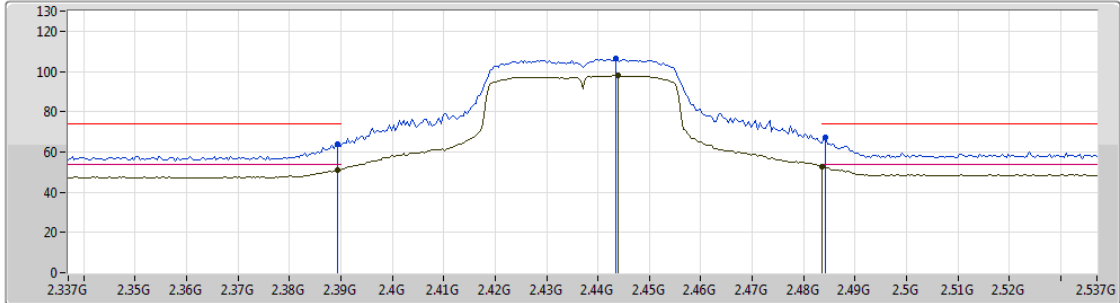
Type	Freq [Hz]	Level [dBuV/m]	Limit [dBuV/m]	Margin [dB]	Factor [dB]	Dist [m]	Condition	Azimuth [°]	Height [m]	Comments
AV	2.3898G	48.59	54.00	-5.41	32.01	3	Vertical	162	1.50	-
AV	2.4422G	93.02	Inf	-Inf	32.17	3	Vertical	162	1.50	-
AV	2.4838G	49.84	54.00	-4.16	32.29	3	Vertical	162	1.50	-
PK	2.3894G	60.08	74.00	-13.92	32.00	3	Vertical	162	1.50	-
PK	2.435G	101.50	Inf	-Inf	32.14	3	Vertical	162	1.50	-
PK	2.4894G	60.74	74.00	-13.26	32.30	3	Vertical	162	1.50	-



802.11n HT40\_Nss1,(MCS0)\_1TX(Port2)

20/10/2018

2437MHz\_TX



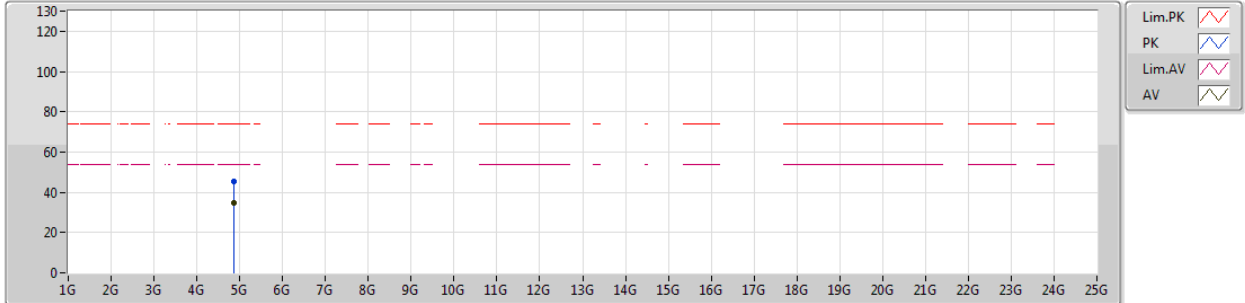
Type	Freq (Hz)	Level (dBuV/m)	Limit (dBuV/m)	Margin (dB)	Factor (dB)	Dist (m)	Condition	Azimuth (°)	Height (m)	Comments
AV	2.3894G	51.17	54.00	-2.83	32.00	3	Horizontal	185	1.35	-
AV	2.4438G	97.96	Inf	-Inf	32.18	3	Horizontal	185	1.35	-
AV	2.4835G	52.84	54.00	-1.16	32.29	3	Horizontal	185	1.35	-
PK	2.3894G	63.63	74.00	-10.37	32.00	3	Horizontal	185	1.35	-
PK	2.4434G	106.31	Inf	-Inf	32.17	3	Horizontal	185	1.35	-
PK	2.4842G	67.06	74.00	-6.94	32.29	3	Horizontal	185	1.35	-



802.11n HT40\_Nss1,(MCS0)\_1TX(Port2)

20/10/2018

2437MHz\_TX



Type	Freq (Hz)	Level (dBuV/m)	Limit (dBuV/m)	Margin (dB)	Factor (dB)	Dist (m)	Condition	Azimuth (°)	Height (m)	Comments
AV	4.87436G	34.55	54.00	-19.45	3.69	3	Vertical	172	1.42	-
PK	4.86818G	45.36	74.00	-28.64	3.68	3	Vertical	172	1.42	-

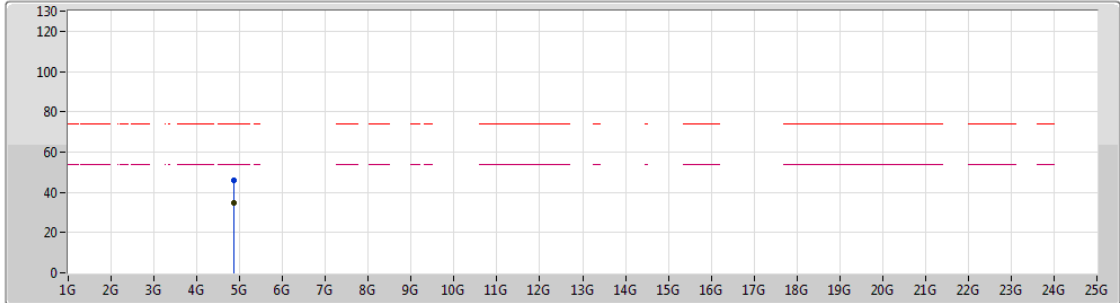




802.11n HT40\_Nss1,(MCS0)\_1TX(Port2)

20/10/2018

2437MHz\_TX



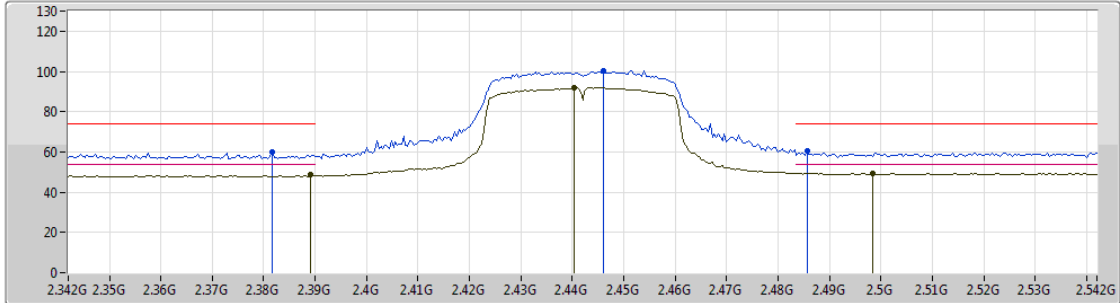
Lim.PK  
 PK  
 Lim.AV  
 AV





Type	Freq (Hz)	Level (dBuV/m)	Limit (dBuV/m)	Margin (dB)	Factor (dB)	Dist (m)	Condition	Azimuth (°)	Height (m)	Comments
AV	4.87274G	34.61	54.00	-19.39	3.69	3	Horizontal	211	1.37	-
PK	4.86722G	45.73	74.00	-28.27	3.68	3	Horizontal	211	1.37	-

802.11n HT40\_Nss1,(MCS0)\_1TX(Port2)

20/10/2018

2442MHz\_TX



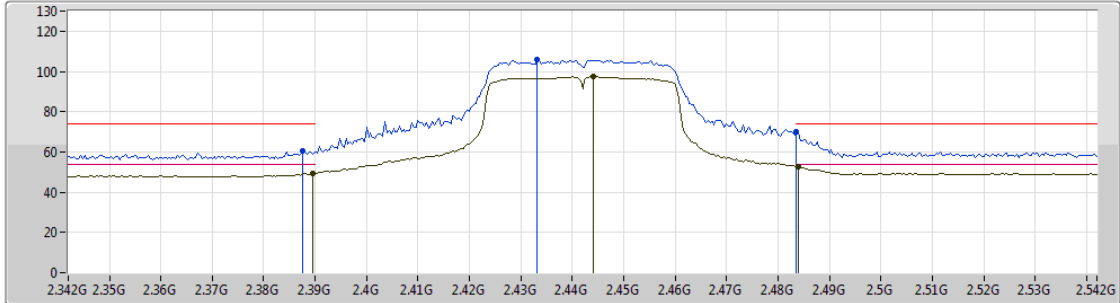
Lim.PK    
 PK    
 Lim.AV    
 AV  

Type	Freq (Hz)	Level (dBuV/m)	Limit (dBuV/m)	Margin (dB)	Factor (dB)	Dist (m)	Condition	Azimuth (°)	Height (m)	Comments
AV	2.3892G	48.57	54.00	-5.43	32.00	3	Vertical	161	1.50	-
AV	2.4404G	91.86	Inf	-Inf	32.16	3	Vertical	161	1.50	-
AV	2.4984G	49.42	54.00	-4.58	32.34	3	Vertical	161	1.50	-
PK	2.3816G	59.88	74.00	-14.12	31.98	3	Vertical	161	1.50	-
PK	2.446G	100.42	Inf	-Inf	32.18	3	Vertical	161	1.50	-
PK	2.4856G	60.42	74.00	-13.58	32.30	3	Vertical	161	1.50	-

802.11n HT40\_Nss1,(MCS0)\_1TX(Port2)

20/10/2018

2442MHz\_TX

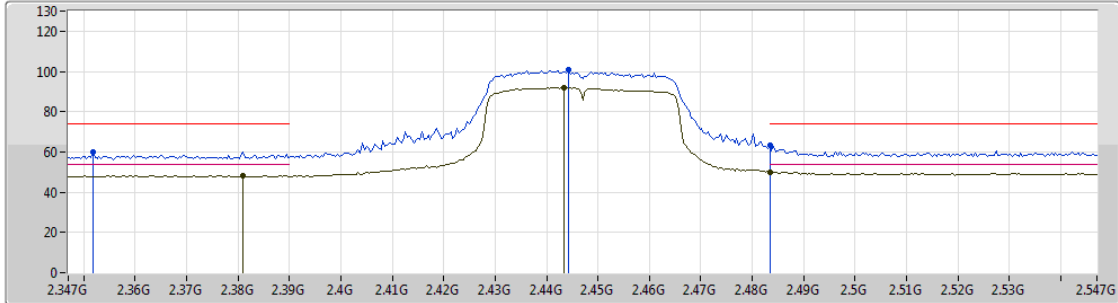


Type	Freq (Hz)	Level (dBuV/m)	Limit (dBuV/m)	Margin (dB)	Factor (dB)	Dist (m)	Condition	Azimuth (°)	Height (m)	Comments
AV	2.3896G	49.28	54.00	-4.72	32.01	3	Horizontal	186	1.35	-
AV	2.444G	97.48	Inf	-Inf	32.18	3	Horizontal	186	1.35	-
AV	2.484G	52.46	54.00	-1.54	32.29	3	Horizontal	186	1.35	-
PK	2.3876G	60.65	74.00	-13.35	32.00	3	Horizontal	186	1.35	-
PK	2.4332G	105.98	Inf	-Inf	32.14	3	Horizontal	186	1.35	-
PK	2.4835G	69.99	74.00	-4.01	32.29	3	Horizontal	186	1.35	-

802.11n HT40\_Nss1,(MCS0)\_1TX(Port2)

20/10/2018

2447MHz\_TX



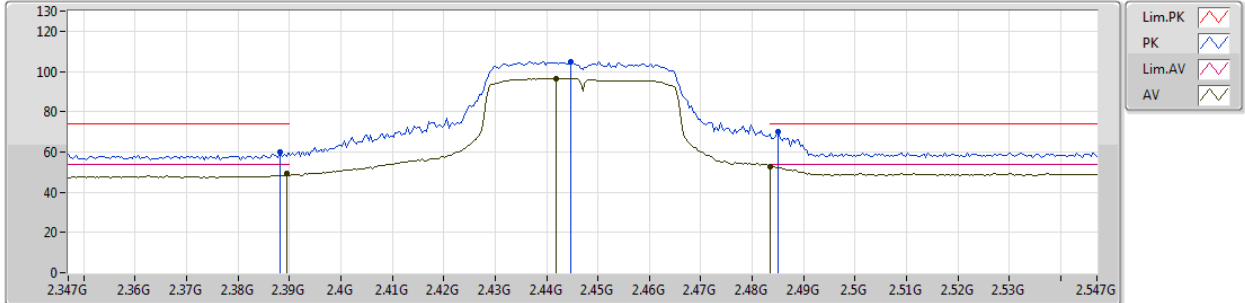
Lim.PK  
 PK  
 Lim.AV  
 AV

Type	Freq (Hz)	Level (dBuV/m)	Limit (dBuV/m)	Margin (dB)	Factor (dB)	Dist (m)	Condition	Azimuth (°)	Height (m)	Comments
AV	2.381G	48.25	54.00	-5.75	31.97	3	Vertical	162	1.01	-
AV	2.4434G	92.01	Inf	-Inf	32.17	3	Vertical	162	1.01	-
AV	2.4835G	50.07	54.00	-3.93	32.29	3	Vertical	162	1.01	-
PK	2.3518G	60.02	74.00	-13.98	31.87	3	Vertical	162	1.01	-
PK	2.4442G	100.76	Inf	-Inf	32.18	3	Vertical	162	1.01	-
PK	2.4835G	63.12	74.00	-10.88	32.29	3	Vertical	162	1.01	-

802.11n HT40\_Nss1,(MCS0)\_1TX(Port2)

20/10/2018

2447MHz\_TX

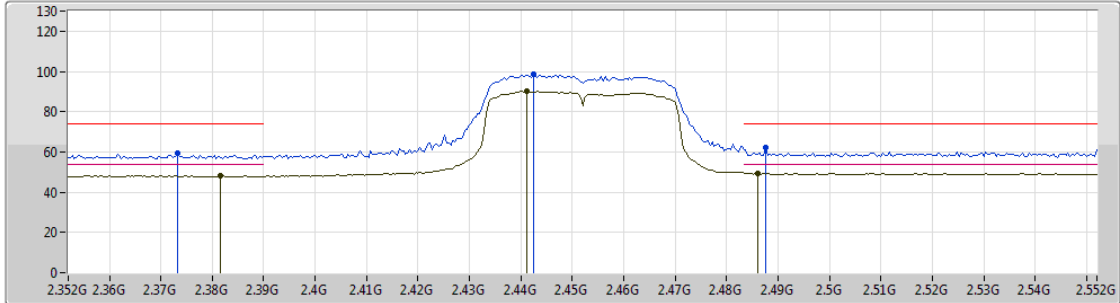


Type	Freq (Hz)	Level (dBuV/m)	Limit (dBuV/m)	Margin (dB)	Factor (dB)	Dist (m)	Condition	Azimuth (°)	Height (m)	Comments
AV	2.3894G	49.07	54.00	-4.93	32.00	3	Horizontal	187	1.33	-
AV	2.4418G	96.60	Inf	-Inf	32.17	3	Horizontal	187	1.33	-
AV	2.4835G	52.92	54.00	-1.08	32.29	3	Horizontal	187	1.33	-
PK	2.3882G	59.80	74.00	-14.20	32.00	3	Horizontal	187	1.33	-
PK	2.4446G	105.06	Inf	-Inf	32.18	3	Horizontal	187	1.33	-
PK	2.485G	70.14	74.00	-3.86	32.29	3	Horizontal	187	1.33	-

802.11n HT40\_Nss1,(MCS0)\_1TX(Port2)

20/10/2018

2452MHz\_TX



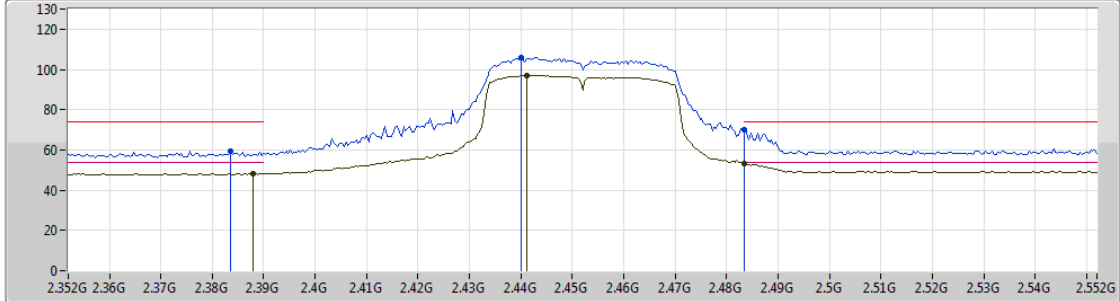
Lim.PK  
 PK  
 Lim.AV  
 AV

Type	Freq (Hz)	Level (dBuV/m)	Limit (dBuV/m)	Margin (dB)	Factor (dB)	Dist (m)	Condition	Azimuth (°)	Height (m)	Comments
AV	2.3816G	48.26	54.00	-5.74	31.98	3	Vertical	158	1.50	-
AV	2.4412G	90.04	Inf	-Inf	32.16	3	Vertical	158	1.50	-
AV	2.486G	49.37	54.00	-4.63	32.30	3	Vertical	158	1.50	-
PK	2.3732G	59.14	74.00	-14.86	31.95	3	Vertical	158	1.50	-
PK	2.4424G	98.54	Inf	-Inf	32.17	3	Vertical	158	1.50	-
PK	2.4876G	62.04	74.00	-11.96	32.30	3	Vertical	158	1.50	-

802.11n HT40\_Nss1,(MCS0)\_1TX(Port2)

20/10/2018

2452MHz\_TX



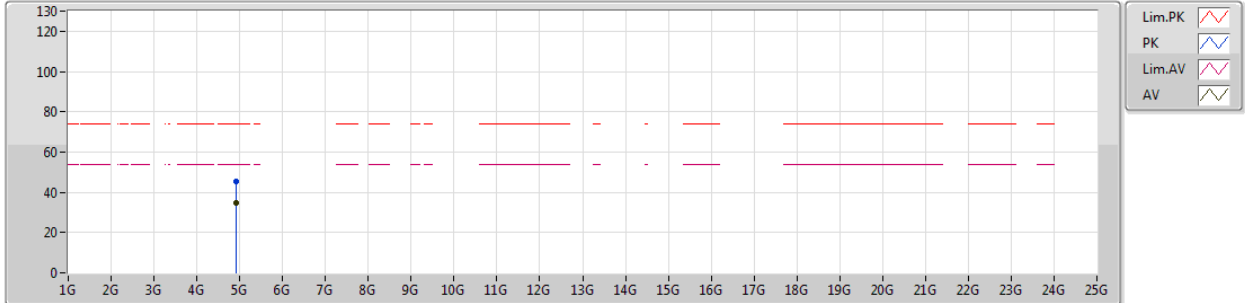
Type	Freq (Hz)	Level (dBuV/m)	Limit (dBuV/m)	Margin (dB)	Factor (dB)	Dist (m)	Condition	Azimuth (°)	Height (m)	Comments
AV	2.388G	48.32	54.00	-5.68	32.00	3	Horizontal	186	1.35	-
AV	2.4412G	97.06	Inf	-Inf	32.16	3	Horizontal	186	1.35	-
AV	2.4835G	52.96	54.00	-1.04	32.29	3	Horizontal	186	1.35	-
PK	2.3836G	59.37	74.00	-14.63	31.98	3	Horizontal	186	1.35	-
PK	2.44G	106.16	Inf	-Inf	32.16	3	Horizontal	186	1.35	-
PK	2.4835G	70.23	74.00	-3.77	32.29	3	Horizontal	186	1.35	-



802.11n HT40\_Nss1,(MCS0)\_1TX(Port2)

20/10/2018

2452MHz\_TX



Type	Freq (Hz)	Level (dBuV/m)	Limit (dBuV/m)	Margin (dB)	Factor (dB)	Dist (m)	Condition	Azimuth (°)	Height (m)	Comments
AV	4.90499G	34.74	54.00	-19.26	3.76	3	Vertical	186	1.03	-
PK	4.90613G	45.55	74.00	-28.45	3.76	3	Vertical	186	1.03	-

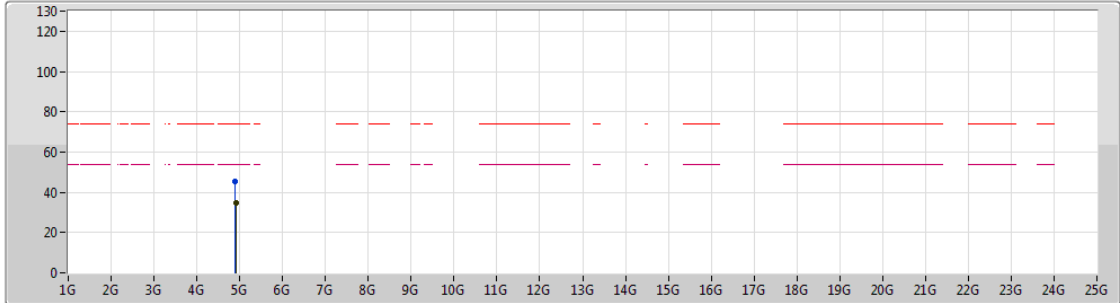




802.11n HT40\_Nss1,(MCS0)\_1TX(Port2)

20/10/2018

2452MHz\_TX



Lim.PK  
 PK  
 Lim.AV  
 AV

Type	Freq (Hz)	Level (dBuV/m)	Limit (dBuV/m)	Margin (dB)	Factor (dB)	Dist (m)	Condition	Azimuth (°)	Height (m)	Comments
AV	4.90423G	34.59	54.00	-19.41	3.76	3	Horizontal	49	1.59	-
PK	4.90263G	45.35	74.00	-28.65	3.75	3	Horizontal	49	1.59	-



**Summary**

Mode	Result	Type	Freq (Hz)	Level (dBuV/m)	Limit (dBuV/m)	Margin (dB)	Factor (dB)	Dist (m)	Condition	Azimuth (°)	Height (m)
Mode 1	Pass	AV	4.8224G	44.12	54.00	-9.88	2.13	3	Vertical	357	2.20
Mode 2	Pass	AV	10.35995G	47.61	54.00	-6.39	12.63	3	Vertical	17	2.44

