



FCC RADIO TEST REPORT

FCC ID : UDX-60076027
Equipment : LTE & Wi-Fi Router
Brand Name : CISCO
Model Name : MX68CW-HW-NA
Applicant : Cisco Systems, Inc.
170 West Tasman Drive, San Jose, CA 95134
Standard : 47 CFR Part 2, 22(H), 24(E), 27(L)

The product was received on Mar. 16, 2018 and testing was started from Jul. 06, 2018 and completed on Jul. 20, 2018. We, SPORTON INTERNATIONAL INC., would like to declare that the tested sample has been evaluated in accordance with the test procedures given in ANSI / TIA-603-E and has been in compliance with the applicable technical standards.

The report must not be used by the client to claim product certification, approval, or endorsement by TAF or any agency of government.

The test results in this report apply exclusively to the tested model / sample. Without written approval of SPORTON INTERNATIONAL INC. EMC & Wireless Communications Laboratory, the test report shall not be reproduced except in full.

Approved by: Jones Tsai

SPORTON INTERNATIONAL INC. EMC & Wireless Communications Laboratory

No. 52, Huaya 1st Rd., Guishan Dist., Taoyuan City, Taiwan (R.O.C.)



Table of Contents

History of this test report.....	3
Summary of Test Result.....	4
1 General Description	5
1.1 Product Feature of Equipment Under Test	5
1.2 Modification of EUT	5
1.3 Testing Location	5
1.4 Applicable Standards	6
2 Test Configuration of Equipment Under Test	7
2.1 Test Mode.....	7
2.2 Connection Diagram of Test System	7
2.3 Support Unit used in test configuration	8
2.4 Measurement Results Explanation Example	8
2.5 Frequency List of Low/Middle/High Channels.....	8
3 Conducted Test Result	9
3.1 Measuring Instruments.....	9
3.2 Conducted Output Power and ERP/EIRP	10
3.3 Peak-to-Average Ratio	11
3.4 99% Occupied Bandwidth and 26dB Bandwidth Measurement.....	12
3.5 Conducted Band Edge	13
3.6 Conducted Spurious Emission	14
3.7 Frequency Stability.....	15
4 Radiated Test Items	16
4.1 Measuring Instruments.....	16
4.2 Test Setup	16
4.3 Test Result of Radiated Test.....	16
4.4 Field Strength of Spurious Radiation Measurement	17
5 List of Measuring Equipment.....	18
6 Uncertainty of Evaluation.....	19
Appendix A. Test Results of Conducted Test	
Appendix B. Test Results of ERP/EIRP and Radiated Test	
Appendix C. Test Setup Photographs	



History of this test report

Report No.	Version	Description	Issued Date
FG831635A	01	Initial issue of report	Sep. 03, 2018



Summary of Test Result

Report Clause	Ref Std. Clause	Test Items	Result (PASS/FAIL)	Remark
3.2	§2.1046	Conducted Output Power	Pass	-
	§22.913 (a)(2)	Effective Radiated Power		
	§24.232 (c)	Equivalent Isotropic Radiated Power		
	§27.50 (d)(4)	Equivalent Isotropic Radiated Power		
3.3	§24.232 (d)	Peak-to-Average Ratio	Pass	-
3.4	§2.1049 §22.917 (b) §24.238 (b) §27.53 (g)	Occupied Bandwidth	Pass	-
3.5	§2.1051 §22.917 (a) §24.238 (a) §27.53 (g)	Band Edge Measurement	Pass	-
3.6	§2.1051 §22.917 (a) §24.238 (a) §27.53 (g)	Conducted Emission	Pass	-
3.7	§2.1055 §22.355	Frequency Stability Temperature & Voltage	Pass	-
	§2.1055 §24.235 §27.54			-
4.4	§2.1053 §22.917 (a) §24.238 (a) §27.53 (h)	Field Strength of Spurious Radiation	Pass	Under limit 37.01 dB at 7522.000 MHz

Reviewed by: Joseph Lin

Report Producer: Maggie Chiang



1 General Description

1.1 Product Feature of Equipment Under Test

GSM/WCDMA/LTE, Wi-Fi 2.4GHz 802.11b/g/n/ac, and Wi-Fi 5GHz 802.11a/n/ac

Product Specification subjective to this standard	
Antenna Type	WWAN: Dipole Antenna WLAN: Dipole Antenna

1.2 Modification of EUT

No modifications are made to the EUT during all test items.

1.3 Testing Location

Sporton Lab is accredited to ISO 17025 by Taiwan Accreditation Foundation (TAF code : 1190) and the FCC designation No. TW1190 and TW0007 under the FCC 2.948(e) by Mutual Recognition Agreement (MRA) in FCC Test.

Test Site	SPORTON INTERNATIONAL INC.
Test Site Location	No.52, Huaya 1st Rd., Guishan Dist., Taoyuan City, Taiwan (R.O.C.) TEL: +886-3-327-3456 FAX: +886-3-328-4978
Test Site No.	Sporton Site No.
	TH03-HY

Note: The test site complies with ANSI C63.4 2014 requirement.

Test Site	SPORTON INTERNATIONAL INC.
Test Site Location	No.58, Aly. 75, Ln. 564, Wenhua 3rd, Rd., Guishan Dist., Taoyuan City, Taiwan (R.O.C.) TEL: +886-3-327-0868 FAX: +886-3-327-0855
Test Site No.	Sporton Site No.
	03CH13-HY

Note: The test site complies with ANSI C63.4 2014 requirement.



1.4 Applicable Standards

According to the specifications of the manufacturer, the EUT must comply with the requirements of the following standards:

- ♦ ANSI C63.26-2015
- ♦ ANSI / TIA-603-E
- ♦ 47 CFR Part 2, 22(H), 24(E), 27(L)
- ♦ FCC KDB 971168 D01 Power Meas. License Digital Systems v03r01
- ♦ FCC KDB 412172 D01 Determining ERP and EIRP v01r01

Remark:

1. All test items were verified and recorded according to the standards and without any deviation during the test.
2. This EUT has also been tested and complied with the requirements of FCC Part 15, Subpart B, recorded in a separate test report.

2 Test Configuration of Equipment Under Test

2.1 Test Mode

Antenna port conducted and radiated test items were performed according to KDB 971168 D01 Power Meas. License Digital Systems v03r01 with maximum output power.

Radiated emissions were investigated as following frequency range:

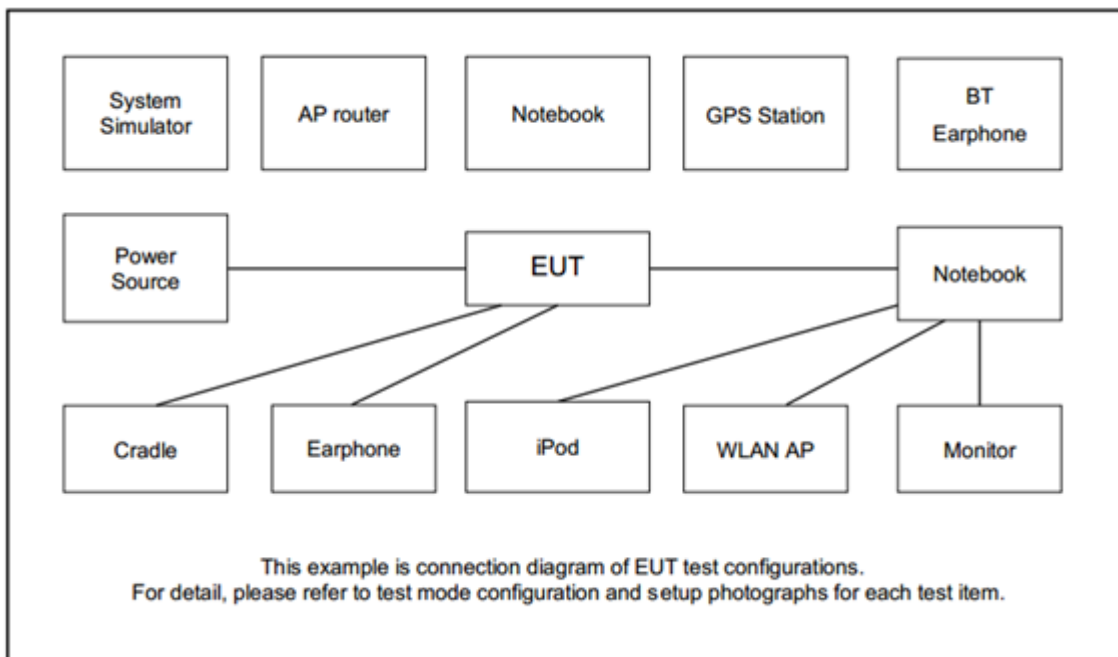
1. 30 MHz to 9000 MHz for GSM850 and WCDMA Band V.
2. 30 MHz to 18000 MHz for WCDMA Band IV.
3. 30 MHz to 19100 MHz for GSM1900 and WCDMA Band II.

All modes and data rates and positions were investigated.

Test modes are chosen to be reported as the worst case configuration below:

Test Modes		
Band	Radiated TCs	Conducted TCs
GSM 850	<ul style="list-style-type: none"> ■ GPRS Class 8 Link ■ EDGE Class 8 Link 	<ul style="list-style-type: none"> ■ GPRS Class 8 Link ■ EDGE Class 8 Link
GSM 1900	<ul style="list-style-type: none"> ■ GPRS Class 8 Link ■ EDGE Class 8 Link 	<ul style="list-style-type: none"> ■ GPRS Class 8 Link ■ EDGE Class 8 Link
WCDMA Band V	<ul style="list-style-type: none"> ■ RMC 12.2Kbps Link 	<ul style="list-style-type: none"> ■ RMC 12.2Kbps Link
WCDMA Band II	<ul style="list-style-type: none"> ■ RMC 12.2Kbps Link 	<ul style="list-style-type: none"> ■ RMC 12.2Kbps Link
WCDMA Band IV	<ul style="list-style-type: none"> ■ RMC 12.2Kbps Link 	<ul style="list-style-type: none"> ■ RMC 12.2Kbps Link

2.2 Connection Diagram of Test System





2.3 Support Unit used in test configuration

Item	Equipment	Trade Name	Model No.	FCC ID	Data Cable	Power Cord
1.	System Simulator	Anritsu	MT8820C	N/A	N/A	Unshielded, 1.8 m

2.4 Measurement Results Explanation Example

For all conducted test items:

The offset level is set in the spectrum analyzer to compensate the RF cable loss and attenuator factor between RF conducted output port and spectrum analyzer. With the offset compensation, the spectrum analyzer reading level will be exactly the RF output level.

The spectrum analyzer offset is derived from RF cable loss and attenuator factor.

Offset = RF cable loss + attenuator factor.

The following shows an offset computation example with RF cable loss 4.2 dB and a 10dB attenuator.

Example:

$$\begin{aligned}
 \text{Offset(dB)} &= \text{RF cable loss(dB)} + \text{attenuator factor(dB)} \\
 &= 4.2 + 10 = 14.2 \text{ (dB)}
 \end{aligned}$$

2.5 Frequency List of Low/Middle/High Channels

Frequency List				
Band	Channel/Frequency(MHz)	Lowest	Middle	Highest
GSM850	Channel	128	189	251
	Frequency	824.2	836.4	848.8
WCDMA Band V	Channel	4132	4182	4233
	Frequency	826.4	836.4	846.6
GSM1900	Channel	512	661	810
	Frequency	1850.2	1880.0	1909.8
WCDMA Band II	Channel	9262	9400	9538
	Frequency	1852.4	1880.0	1907.6
WCDMA Band IV	Channel	1312	1413	1513
	Frequency	1712.4	1732.6	1752.6


3 Conducted Test Result

3.1 Measuring Instruments

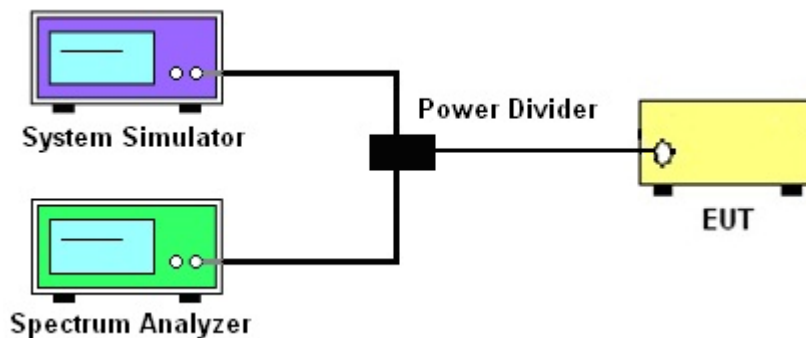
See list of measuring instruments of this test report.

3.1.1 Test Setup

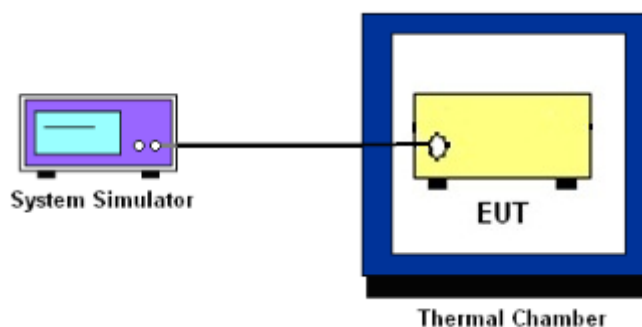
3.1.2 Conducted Output Power



3.1.3 Peak-to-Average Ratio, Occupied Bandwidth, Conducted Band-Edge and Conducted Spurious Emission



3.1.4 Frequency Stability



3.1.5 Test Result of Conducted Test

Please refer to Appendix A.



3.2 Conducted Output Power and ERP/EIRP

3.2.1 Description of the Conducted Output Power and ERP/EIRP

A system simulator was used to establish communication with the EUT. Its parameters were set to enforce EUT transmitting at the maximum power. The measured power in the radio frequency on the transmitter output terminals shall be reported.

The ERP of mobile transmitters must not exceed 7 Watts for GSM850 and WCDMA Band V.

The EIRP of mobile transmitters must not exceed 2 Watts for GSM1900 and WCDMA Band II.

The EIRP of mobile transmitters must not exceed 1 Watts for WCDMA Band IV.

According to KDB 412172 D01 Power Approach,

$EIRP = P_T + G_T - L_C$, $ERP = EIRP - 2.15$, where

P_T = transmitter output power in dBm

G_T = gain of the transmitting antenna in dBi

L_C = signal attenuation in the connecting cable between the transmitter and antenna in dB

3.2.2 Test Procedures

1. The transmitter output port was connected to the system simulator.
2. Set EUT at maximum power through system simulator.
3. Select lowest, middle, and highest channels for each band and different modulation.
4. Measure the maximum burst average power for GSM and maximum average power for other modulation signal.



3.3 Peak-to-Average Ratio

3.3.1 Description of the PAR Measurement

The peak-to-average ratio (PAR) of the transmission may not exceed 13 dB.

3.3.2 Test Procedures

The testing follows FCC KDB 971168 D01 v03r01 Section 5.7.1

1. The EUT was connected to spectrum analyzer and system simulator via a power divider.
2. Set EUT to transmit at maximum output power.
3. When the duty cycle is less than 98%, then signal gating will be implemented on the spectrum analyzer by triggering from the system simulator.
4. Set the CCDF (Complementary Cumulative Distribution Function) option of the spectrum analyzer.
5. Record the maximum PAPR level associated with a probability of 0.1%.



3.4 99% Occupied Bandwidth and 26dB Bandwidth Measurement

3.4.1 Description of 99% Occupied Bandwidth and 26dB Bandwidth Measurement

The occupied bandwidth is the width of a frequency band such that, below the lower and above the upper frequency limits, the mean powers emitted are each equal to a specified percentage 0.5% of the total mean transmitted power.

The 26 dB emission bandwidth is defined as the frequency range between two points, one above and one below the carrier frequency, at which the spectral density of the emission is attenuated 26 dB below the maximum in-band spectral density of the modulated signal. Spectral density (power per unit bandwidth) is to be measured with a detector of resolution bandwidth equal to approximately 1.0% of the emission bandwidth.

3.4.2 Test Procedures

The testing follows FCC KDB 971168 D01 v03r01 Section 4.2

1. The EUT was connected to spectrum analyzer and system simulator via a power divider.
2. The spectrum analyzer center frequency is set to the nominal EUT channel center frequency. The span range for the spectrum analyzer shall be between two and five times the anticipated OBW.
3. The nominal resolution bandwidth (RBW) shall be in the range of 1 to 5 % of the anticipated OBW, and the VBW shall be at least 3 times the RBW.
4. Set the detection mode to peak, and the trace mode to max hold.
5. Determine the reference value: Set the EUT to transmit a modulated signal. Allow the trace to stabilize. Set the spectrum analyzer marker to the highest level of the displayed trace.
(this is the reference value)
6. Determine the “-26 dB down amplitude” as equal to (Reference Value – X).
7. Place two markers, one at the lowest and the other at the highest frequency of the envelope of the spectral display such that each marker is at or slightly below the “-X dB down amplitude” determined in step 6. If a marker is below this “-X dB down amplitude” value it shall be placed as close as possible to this value. The OBW is the positive frequency difference between the two markers.
8. Use the 99 % power bandwidth function of the spectrum analyzer and report the measured bandwidth.



3.5 Conducted Band Edge

3.5.1 Description of Conducted Band Edge Measurement

The power of any emission outside of the authorized operating frequency ranges must be lower than the transmitter power (P) by a factor of at least $43 + 10 \log (P)$ dB.

3.5.2 Test Procedures

The testing follows FCC KDB 971168 D01 v03r01 Section 6.0.

1. The EUT was connected to the spectrum analyzer and system simulator via a power divider.
2. The RF output of EUT was connected to the spectrum analyzer by an RF cable and attenuator. The path loss was compensated to the results for each measurement.
3. The band edges of low and high channels for the highest RF powers were measured.
4. The RF fundamental frequency should be excluded against the limit line in the operating frequency band.
5. The limit line is derived from $43 + 10\log(P)$ dB below the transmitter power P(Watts)



3.6 Conducted Spurious Emission

3.6.1 Description of Conducted Spurious Emission Measurement

The power of any emission outside of the authorized operating frequency ranges must be lower than the transmitter power (P) by a factor of at least $43 + 10 \log (P)$ dB.

It is measured by means of a calibrated spectrum analyzer and scanned from 30 MHz up to a frequency including its 10th harmonic.

3.6.2 Test Procedures

The testing follows FCC KDB 971168 D01 v03r01 Section 6.0.

1. The EUT was connected to the spectrum analyzer and system simulator via a power divider.
2. The RF output of EUT was connected to the spectrum analyzer by an RF cable and attenuator. The path loss was compensated to the results for each measurement.
3. The middle channel for the highest RF power within the transmitting frequency was measured.
4. The conducted spurious emission for the whole frequency range was taken.
5. The RF fundamental frequency should be excluded against the limit line in the operating frequency band.
6. The limit line is derived from $43 + 10\log(P)$ dB below the transmitter power P(Watts)



3.7 Frequency Stability

3.7.1 Description of Frequency Stability Measurement

22.355

The frequency stability shall be measured by variation of ambient temperature and variation of primary supply voltage to ensure that the fundamental emission stays within the authorized frequency block. The frequency stability of the transmitter shall be maintained within $\pm 0.00025\%$ ($\pm 2.5\text{ppm}$) of the center frequency.

24.235 & 27.54

The frequency stability shall be sufficient to ensure that the fundamental emission stays within the authorized frequency block.

3.7.2 Test Procedures for Temperature Variation

The testing follows FCC KDB 971168 D01 v03r01 Section 9.0.

1. The EUT was set up in the thermal chamber and connected with the system simulator.
2. With power OFF, the temperature was decreased to -30°C and the EUT was stabilized before testing. Power was applied and the maximum change in frequency was recorded within one minute.
3. With power OFF, the temperature was raised in 10°C steps up to 50°C . The EUT was stabilized at each step for at least half an hour. Power was applied and the maximum frequency change was recorded within one minute.

3.7.3 Test Procedures for Voltage Variation

The testing follows FCC KDB 971168 D01 v03r01 Section 9.0.

1. The EUT was placed in a temperature chamber at $20\pm 5^{\circ}\text{C}$ and connected with the system simulator.
2. The power supply voltage to the EUT was varied from 85% to 115% of the nominal value measured at the input to the EUT.
3. The variation in frequency was measured for the worst case.

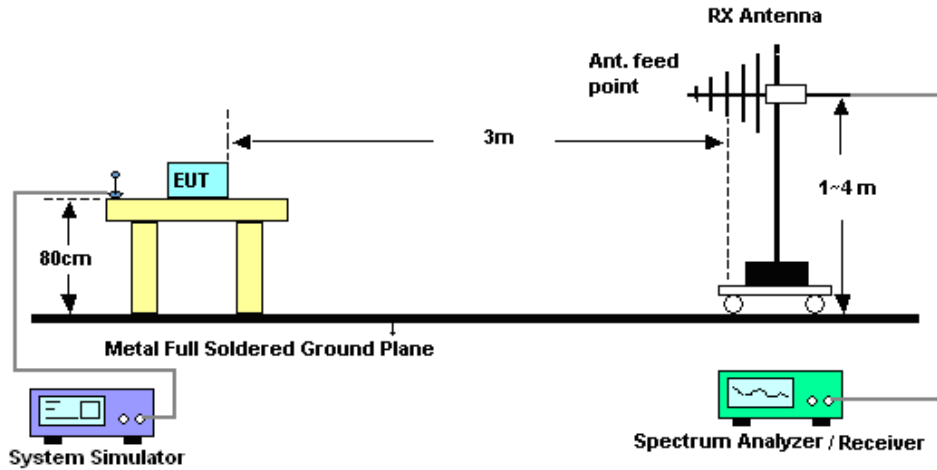
4 Radiated Test Items

4.1 Measuring Instruments

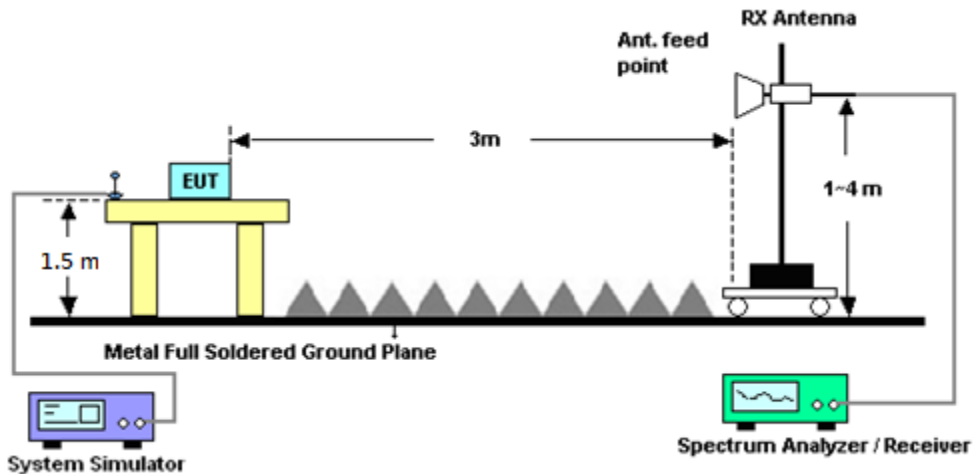
See list of measuring instruments of this test report.

4.2 Test Setup

For radiated test from 30MHz to 1GHz



For radiated test above 1GHz



4.3 Test Result of Radiated Test

Please refer to Appendix B.



4.4 Field Strength of Spurious Radiation Measurement

4.4.1 Description of Field Strength of Spurious Radiated Measurement

The power of any emission outside of the authorized operating frequency ranges must be attenuated below the transmitter power (P) by a factor of at least $43 + 10 \log (P)$ dB. The spectrum is scanned from 30 MHz up to a frequency including its 10th harmonic.

4.4.2 Test Procedures

The testing follows FCC KDB 971168 D01 v03r01 Section 5.8 and ANSI / TIA-603-E Section 2.2.12.

1. The EUT was placed on a rotatable wooden table 0.8 meters for frequency below 1GHz and 1.5 meter for frequency above 1GHz above the ground.
2. The EUT was set 3 meters from the receiving antenna, which was mounted on the antenna tower.
3. The table was rotated 360 degrees to determine the position of the highest spurious emission.
4. The height of the receiving antenna is varied between one meter and four meters to search for the maximum spurious emission for both horizontal and vertical polarizations.
5. Make the measurement with the spectrum analyzer's RBW = 1MHz, VBW = 3MHz, taking record of maximum spurious emission.
6. A horn antenna was substituted in place of the EUT and was driven by a signal generator.
7. Tune the output power of signal generator to the same emission level with EUT maximum spurious emission.
8. Taking the record of output power at antenna port.
9. Repeat step 7 to step 8 for another polarization.
10. $EIRP (dBm) = S.G. Power - Tx Cable Loss + Tx Antenna Gain$
11. $ERP (dBm) = EIRP - 2.15$
12. The RF fundamental frequency should be excluded against the limit line in the operating frequency band.
13. The limit line is derived from $43 + 10\log(P)$ dB below the transmitter power P(Watts)



5 List of Measuring Equipment

Instrument	Manufacturer	Model No.	Serial No.	Characteristics	Calibration Date	Test Date	Due Date	Remark
Spectrum Analyzer	Rohde & Schwarz	FSP30	101067	9kHz~30GHz	Nov. 13, 2017	Jul. 06, 2018 ~ Jul. 07, 2018	Nov. 12, 2018	Conducted (TH03-HY)
Temperature Chamber	ESPEC	SU-641	92013721	-30℃ ~70℃	Dec. 06, 2017	Jul. 06, 2018 ~ Jul. 07, 2018	Dec. 05, 2019	Conducted (TH03-HY)
Programmable Power Supply	GW Instek	PSS-2005	EL883644	Voltage:0~20V; Current:0~5A	Dec. 06, 2017	Jul. 06, 2018 ~ Jul. 07, 2018	Dec. 05, 2019	Conducted (TH03-HY)
Base Station (Measure)	Rohde & Schwarz	CMU200	117995	GSM / GPRS / WCDMA / CDMA	Aug. 09, 2017	Jul. 06, 2018 ~ Jul. 07, 2018	Aug. 08, 2018	Conducted (TH03-HY)
Amplifier	Sonoma-Instrument	310 N	187282	9KHz~1GHz	Jan. 19, 2018	Jul. 19, 2018 ~ Jul. 20, 2018	Jan. 18, 2020	Radiation (03CH13-HY)
Bilog Antenna	TESEQ	CBL 6111D&00800 N1D01N-06	40103&07	30MHz to 1GHz	Jan. 10, 2018	Jul. 19, 2018 ~ Jul. 20, 2018	Jan. 09, 2019	Radiation (03CH13-HY)
Horn Antenna	SCHWARZBECK	BBHA 9120 D	9120D-1241	1GHz ~ 18GHz	Jun. 29, 2018	Jul. 19, 2018 ~ Jul. 20, 2018	Jun. 28, 2019	Radiation (03CH13-HY)
Preamplifier	MITEQ	AMF-7D-0010 1800-30-10P	1590074	1GHz~18GHz	May 21, 2018	Jul. 19, 2018 ~ Jul. 20, 2018	May 20, 2019	Radiation (03CH13-HY)
Preamplifier	Keysight	83017A	MY53270147	1GHz~26.5GHz	Feb. 02, 2018	Jul. 19, 2018 ~ Jul. 20, 2018	Feb. 01, 2019	Radiation (03CH13-HY)
Spectrum Analyzer	Keysight	N9010A	MY55370526	10Hz~44GHz	Mar. 15, 2018	Jul. 19, 2018 ~ Jul. 20, 2018	Mar. 14, 2019	Radiation (03CH13-HY)
Filter	Wainwright	WHKX12-270 0-3000-18000-60SS	SN2	3G High Pass	Sep. 18, 2017	Jul. 19, 2018 ~ Jul. 20, 2018	Sep. 17, 2018	Radiation (03CH13-HY)
Antenna Mast	EMEC	AM-BS-4500-B	N/A	1m~4m	N/A	Jul. 19, 2018 ~ Jul. 20, 2018	N/A	Radiation (03CH13-HY)
Turn Table	EMEC	TT2000	N/A	0~360 Degree	N/A	Jul. 19, 2018 ~ Jul. 20, 2018	N/A	Radiation (03CH13-HY)
SHF-EHF Horn Antenna	SCHWARZBECK	BBHA 9170	BBHA9170251	18GHz- 40GHz	Nov. 10, 2017	Jul. 19, 2018 ~ Jul. 20, 2018	Nov. 09, 2018	Radiation (03CH13-HY)
Signal Generator	Anritsu	MG3694C	163401	0.1Hz~40GHz	Jan. 15, 2018	Jul. 19, 2018 ~ Jul. 20, 2018	Jan. 14, 2019	Radiation (03CH13-HY)
SHF-EHF Horn Antenna	SCHWARZBECK	BBHA 9170	BBHA9170584	18GHz- 40GHz	Nov. 27, 2017	Jul. 19, 2018 ~ Jul. 20, 2018	Nov. 26, 2018	Radiation (03CH13-HY)
Horn Antenna	SCHWARZBECK	BBHA 9120 D	9120D-1522	1G~18GHz	May 10, 2018	Jul. 19, 2018 ~ Jul. 20, 2018	May 09, 2019	Radiation (03CH13-HY)
Filter	Wainwright	WHKX12-108 0-1200-15000-60ST	SN2	1.2G High Pass	Sep.18 , 2017	Jul. 19, 2018 ~ Jul. 20, 2018	Sep. 17, 2018	Radiation (03CH13-HY)
Software	AUDIX	E3 6.2009-8-24c	RK-001124	N/A	N/A	Jul. 19, 2018 ~ Jul. 20, 2018	N/A	Radiation (03CH13-HY)
RF Cable	HUBER + SUHNER	SUCOFLEX 126E	0030/126E	30M-18G	Jan. 22, 2018	Jul. 19, 2018 ~ Jul. 20, 2018	Jan. 21, 2019	Radiation (03CH13-HY)
RF Cable	HUBER + SUHNER	SUCOFLEX 104	335041/4	30M-18G	Jan. 22, 2018	Jul. 19, 2018 ~ Jul. 20, 2018	Jan. 21, 2019	Radiation (03CH13-HY)
RF Cable	HUBER + SUHNER	SUCOFLEX 104	MY24961/4	30M~18GHz	Jan. 22, 2018	Jul. 19, 2018 ~ Jul. 20, 2018	Jan. 21, 2019	Radiation (03CH13-HY)
RF Cable	HUBER + SUHNER	SUCOFLEX 102	505134/2	30M~40GHz	Oct. 17, 2017	Jul. 19, 2018 ~ Jul. 20, 2018	Oct. 16, 2018	Radiation (03CH13-HY)
RF Cable	HUBER + SUHNER	SUCOFLEX 102	800740/2	30M~40GHz	Oct. 17, 2017	Jul. 19, 2018 ~ Jul. 20, 2018	Oct. 16, 2018	Radiation (03CH13-HY)
Amplifier	MITEQ	TTA1840-35-HG	1871923	18GHz~40GHz, VSWR : 2.5:1 max	Jul. 16, 2018	Jul. 19, 2018 ~ Jul. 20, 2018	Jul. 15, 2019	Radiation (03CH13-HY)



6 Uncertainty of Evaluation

Uncertainty of Radiated Emission Measurement (30 MHz ~ 1000 MHz)

Measuring Uncertainty for a Level of Confidence of 95% ($U = 2Uc(y)$)	3.07
---	------

Uncertainty of Radiated Emission Measurement (1 GHz ~ 18 GHz)

Measuring Uncertainty for a Level of Confidence of 95% ($U = 2Uc(y)$)	3.48
---	------

Uncertainty of Radiated Emission Measurement (18 GHz ~ 40 GHz)

Measuring Uncertainty for a Level of Confidence of 95% ($U = 2Uc(y)$)	3.92
---	------



Appendix A. Test Results of Conducted Test

Conducted Output Power(Average power)

Conducted Power (*Unit: dBm)						
Band	GSM850			GSM1900		
Channel	128	189	251	512	661	810
Frequency	824.2	836.4	848.8	1850.2	1880	1909.8
GPRS class 8	32.38	32.75	32.74	29.65	29.66	29.42
GPRS class 10	32.07	32.52	32.66	29.56	29.46	29.37
GPRS class 11	32.00	32.44	32.57	29.46	29.37	29.30
GPRS class 12	31.90	32.39	32.47	29.33	29.24	29.18
EGPRS class 8	26.09	26.23	26.38	25.15	25.08	24.90
EGPRS class 10	26.00	26.16	26.33	25.08	25.00	24.84
EGPRS class 11	25.91	26.07	26.23	24.96	24.86	24.71
EGPRS class 12	25.78	25.94	26.10	24.80	24.71	24.58

Conducted Power (*Unit: dBm)						
Band	WCDMA Band V			WCDMA Band II		
Channel	4132	4182	4233	9262	9400	9538
Frequency	826.4	836.4	846.6	1852.4	1880	1907.6
RMC 12.2K	22.82	22.83	22.76	22.62	23.38	23.37
HSDPA Subtest-1	21.88	21.67	21.86	21.65	22.30	22.40
HSDPA Subtest-2	21.88	21.64	21.79	21.65	22.31	22.44
HSDPA Subtest-3	21.30	21.07	21.20	21.11	21.78	21.87
HSDPA Subtest-4	21.36	21.14	21.24	21.21	21.76	21.88
HSUPA Subtest-1	21.17	20.92	21.06	21.00	21.56	21.67
HSUPA Subtest-2	20.53	19.95	20.06	20.05	20.68	20.76
HSUPA Subtest-3	20.68	20.44	20.60	20.54	21.11	21.22
HSUPA Subtest-4	21.00	20.86	21.00	20.92	20.98	20.99
HSUPA Subtest-5	21.80	21.58	21.73	21.62	22.26	22.40



Conducted Power (*Unit: dBm)			
Band	WCDMA Band IV		
Channel	1312	1413	1513
Frequency	1712.4	1732.6	1752.6
RMC 12.2K	23.00	23.17	23.00
HSDPA Subtest-1	22.00	22.15	22.07
HSDPA Subtest-2	22.04	22.20	22.07
HSDPA Subtest-3	21.48	21.65	21.48
HSDPA Subtest-4	21.48	21.64	21.54
HSUPA Subtest-1	21.30	21.45	21.00
HSUPA Subtest-2	20.88	20.60	20.75
HSUPA Subtest-3	20.82	20.99	20.86
HSUPA Subtest-4	20.99	20.92	20.96
HSUPA Subtest-5	22.00	22.00	21.89



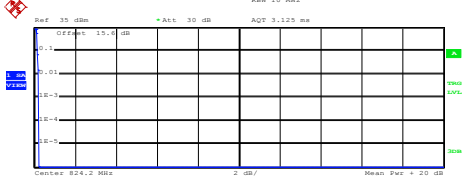
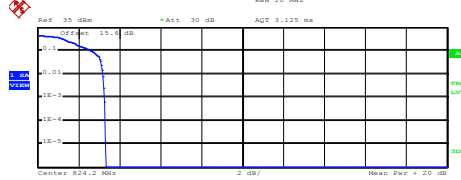
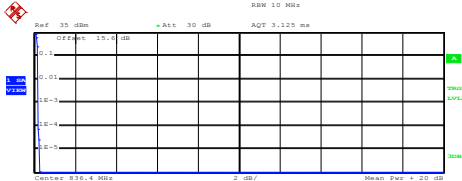
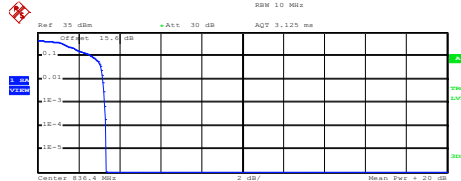

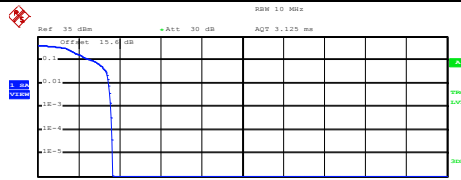
A2. GSM

Peak-to-Average Ratio

Mode	GSM850		Limit: 13dB
Mod.	GPRS class 8	EDGE class 8	Result
Lowest CH	0.24	3.28	PASS
Middle CH	0.20	3.28	
Highest CH	0.24	3.56	

Mode	GSM1900		Limit: 13dB
Mod.	GPRS class 8	EDGE class 8	Result
Lowest CH	0.24	3.16	PASS
Middle CH	0.24	3.32	
Highest CH	0.24	3.28	



GSM850 (GPRS class 8)	GSM850 (EDGE class 8)																
<p align="center">Lowest Channel</p>  <p>Complementary Cumulative Distribution Function (100000 samples) Trace 1 Mean 31.99 dBm Peak 32.22 dBm Crest 0.23 dB</p> <table border="1"> <tr><td>10 %</td><td>0.16 dB</td></tr> <tr><td>1 %</td><td>0.20 dB</td></tr> <tr><td>.1 %</td><td>0.24 dB</td></tr> <tr><td>.01 %</td><td>0.24 dB</td></tr> </table> <p>Date: 6.JUL.2018 20:18:58</p>	10 %	0.16 dB	1 %	0.20 dB	.1 %	0.24 dB	.01 %	0.24 dB	<p align="center">Lowest Channel</p>  <p>Complementary Cumulative Distribution Function (100000 samples) Trace 1 Mean 25.83 dBm Peak 29.19 dBm Crest 3.36 dB</p> <table border="1"> <tr><td>10 %</td><td>2.64 dB</td></tr> <tr><td>1 %</td><td>3.20 dB</td></tr> <tr><td>.1 %</td><td>3.28 dB</td></tr> <tr><td>.01 %</td><td>3.32 dB</td></tr> </table> <p>Date: 6.JUL.2018 19:51:02</p>	10 %	2.64 dB	1 %	3.20 dB	.1 %	3.28 dB	.01 %	3.32 dB
10 %	0.16 dB																
1 %	0.20 dB																
.1 %	0.24 dB																
.01 %	0.24 dB																
10 %	2.64 dB																
1 %	3.20 dB																
.1 %	3.28 dB																
.01 %	3.32 dB																
<p align="center">Middle Channel</p>  <p>Complementary Cumulative Distribution Function (100000 samples) Trace 1 Mean 31.96 dBm Peak 32.22 dBm Crest 0.26 dB</p> <table border="1"> <tr><td>10 %</td><td>0.20 dB</td></tr> <tr><td>1 %</td><td>0.20 dB</td></tr> <tr><td>.1 %</td><td>0.20 dB</td></tr> <tr><td>.01 %</td><td>0.20 dB</td></tr> </table> <p>Date: 6.JUL.2018 20:19:15</p>	10 %	0.20 dB	1 %	0.20 dB	.1 %	0.20 dB	.01 %	0.20 dB	<p align="center">Middle Channel</p>  <p>Complementary Cumulative Distribution Function (100000 samples) Trace 1 Mean 25.84 dBm Peak 29.19 dBm Crest 3.35 dB</p> <table border="1"> <tr><td>10 %</td><td>2.64 dB</td></tr> <tr><td>1 %</td><td>3.20 dB</td></tr> <tr><td>.1 %</td><td>3.28 dB</td></tr> <tr><td>.01 %</td><td>3.32 dB</td></tr> </table> <p>Date: 6.JUL.2018 19:51:18</p>	10 %	2.64 dB	1 %	3.20 dB	.1 %	3.28 dB	.01 %	3.32 dB
10 %	0.20 dB																
1 %	0.20 dB																
.1 %	0.20 dB																
.01 %	0.20 dB																
10 %	2.64 dB																
1 %	3.20 dB																
.1 %	3.28 dB																
.01 %	3.32 dB																
<p align="center">Highest Channel</p>  <p>Complementary Cumulative Distribution Function (100000 samples) Trace 1 Mean 32.49 dBm Peak 32.71 dBm Crest 0.22 dB</p> <table border="1"> <tr><td>10 %</td><td>0.20 dB</td></tr> <tr><td>1 %</td><td>0.24 dB</td></tr> <tr><td>.1 %</td><td>0.24 dB</td></tr> <tr><td>.01 %</td><td>0.24 dB</td></tr> </table> <p>Date: 6.JUL.2018 20:19:31</p>	10 %	0.20 dB	1 %	0.24 dB	.1 %	0.24 dB	.01 %	0.24 dB	<p align="center">Highest Channel</p>  <p>Complementary Cumulative Distribution Function (100000 samples) Trace 1 Mean 25.80 dBm Peak 29.47 dBm Crest 3.67 dB</p> <table border="1"> <tr><td>10 %</td><td>2.68 dB</td></tr> <tr><td>1 %</td><td>3.48 dB</td></tr> <tr><td>.1 %</td><td>3.56 dB</td></tr> <tr><td>.01 %</td><td>3.64 dB</td></tr> </table> <p>Date: 6.JUL.2018 19:51:47</p>	10 %	2.68 dB	1 %	3.48 dB	.1 %	3.56 dB	.01 %	3.64 dB
10 %	0.20 dB																
1 %	0.24 dB																
.1 %	0.24 dB																
.01 %	0.24 dB																
10 %	2.68 dB																
1 %	3.48 dB																
.1 %	3.56 dB																
.01 %	3.64 dB																



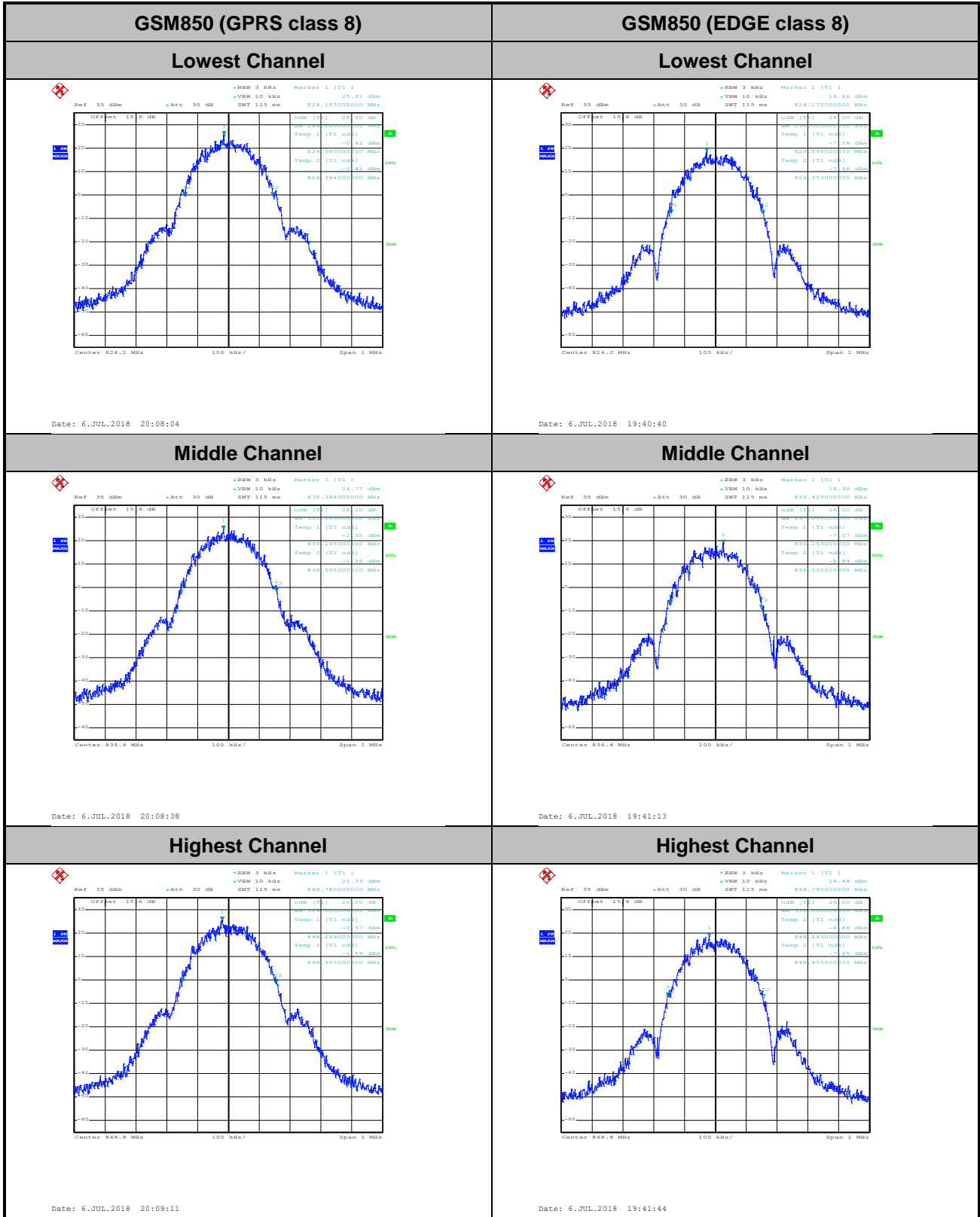
GSM1900 (GPRS class 8)	GSM1900 (EDGE class 8)																
<p align="center">Lowest Channel</p> <p>Ref: 35 dBm RBW: 10 MHz AQT: 3.125 ms Att: 30 dB</p> <p>Center: 1.8502 GHz 2 dB/ Mean Pwr: +20 dB</p> <p>Complementary Cumulative Distribution Function (100000 samples) Trace 1 Mean: 28.92 dBm Peak: 29.19 dBm Crest: 0.27 dB</p> <table border="1"> <tr><td>10 %</td><td>0.20 dB</td></tr> <tr><td>1 %</td><td>0.20 dB</td></tr> <tr><td>.1 %</td><td>0.24 dB</td></tr> <tr><td>.01 %</td><td>0.28 dB</td></tr> </table> <p>Date: 6.JUL.2018 20:05:05</p>	10 %	0.20 dB	1 %	0.20 dB	.1 %	0.24 dB	.01 %	0.28 dB	<p align="center">Lowest Channel</p> <p>Ref: 35 dBm RBW: 10 MHz AQT: 3.125 ms Att: 30 dB</p> <p>Center: 1.8502 GHz 2 dB/ Mean Pwr: +20 dB</p> <p>Complementary Cumulative Distribution Function (100000 samples) Trace 1 Mean: 24.20 dBm Peak: 27.42 dBm Crest: 3.22 dB</p> <table border="1"> <tr><td>10 %</td><td>2.68 dB</td></tr> <tr><td>1 %</td><td>3.08 dB</td></tr> <tr><td>.1 %</td><td>3.16 dB</td></tr> <tr><td>.01 %</td><td>3.16 dB</td></tr> </table> <p>Date: 6.JUL.2018 19:34:17</p>	10 %	2.68 dB	1 %	3.08 dB	.1 %	3.16 dB	.01 %	3.16 dB
10 %	0.20 dB																
1 %	0.20 dB																
.1 %	0.24 dB																
.01 %	0.28 dB																
10 %	2.68 dB																
1 %	3.08 dB																
.1 %	3.16 dB																
.01 %	3.16 dB																
<p align="center">Middle Channel</p> <p>Ref: 35 dBm RBW: 10 MHz AQT: 3.125 ms Att: 30 dB</p> <p>Center: 1.88 GHz 2 dB/ Mean Pwr: +20 dB</p> <p>Complementary Cumulative Distribution Function (100000 samples) Trace 1 Mean: 28.76 dBm Peak: 29.05 dBm Crest: 0.29 dB</p> <table border="1"> <tr><td>10 %</td><td>0.20 dB</td></tr> <tr><td>1 %</td><td>0.24 dB</td></tr> <tr><td>.1 %</td><td>0.24 dB</td></tr> <tr><td>.01 %</td><td>0.24 dB</td></tr> </table> <p>Date: 6.JUL.2018 20:05:22</p>	10 %	0.20 dB	1 %	0.24 dB	.1 %	0.24 dB	.01 %	0.24 dB	<p align="center">Middle Channel</p> <p>Ref: 35 dBm RBW: 10 MHz AQT: 3.125 ms Att: 30 dB</p> <p>Center: 1.88 GHz 2 dB/ Mean Pwr: +20 dB</p> <p>Complementary Cumulative Distribution Function (100000 samples) Trace 1 Mean: 23.77 dBm Peak: 27.14 dBm Crest: 3.37 dB</p> <table border="1"> <tr><td>10 %</td><td>2.76 dB</td></tr> <tr><td>1 %</td><td>3.24 dB</td></tr> <tr><td>.1 %</td><td>3.32 dB</td></tr> <tr><td>.01 %</td><td>3.40 dB</td></tr> </table> <p>Date: 6.JUL.2018 19:34:36</p>	10 %	2.76 dB	1 %	3.24 dB	.1 %	3.32 dB	.01 %	3.40 dB
10 %	0.20 dB																
1 %	0.24 dB																
.1 %	0.24 dB																
.01 %	0.24 dB																
10 %	2.76 dB																
1 %	3.24 dB																
.1 %	3.32 dB																
.01 %	3.40 dB																
<p align="center">Highest Channel</p> <p>Ref: 35 dBm RBW: 10 MHz AQT: 3.125 ms Att: 30 dB</p> <p>Center: 1.9098 GHz 2 dB/ Mean Pwr: +20 dB</p> <p>Complementary Cumulative Distribution Function (100000 samples) Trace 1 Mean: 28.03 dBm Peak: 28.34 dBm Crest: 0.31 dB</p> <table border="1"> <tr><td>10 %</td><td>0.20 dB</td></tr> <tr><td>1 %</td><td>0.24 dB</td></tr> <tr><td>.1 %</td><td>0.24 dB</td></tr> <tr><td>.01 %</td><td>0.24 dB</td></tr> </table> <p>Date: 6.JUL.2018 20:05:40</p>	10 %	0.20 dB	1 %	0.24 dB	.1 %	0.24 dB	.01 %	0.24 dB	<p align="center">Highest Channel</p> <p>Ref: 35 dBm RBW: 10 MHz AQT: 3.125 ms Att: 30 dB</p> <p>Center: 1.9098 GHz 2 dB/ Mean Pwr: +20 dB</p> <p>Complementary Cumulative Distribution Function (100000 samples) Trace 1 Mean: 24.72 dBm Peak: 28.13 dBm Crest: 3.41 dB</p> <table border="1"> <tr><td>10 %</td><td>2.68 dB</td></tr> <tr><td>1 %</td><td>3.20 dB</td></tr> <tr><td>.1 %</td><td>3.32 dB</td></tr> <tr><td>.01 %</td><td>3.40 dB</td></tr> </table> <p>Date: 30.JUL.2018 16:57:14</p>	10 %	2.68 dB	1 %	3.20 dB	.1 %	3.32 dB	.01 %	3.40 dB
10 %	0.20 dB																
1 %	0.24 dB																
.1 %	0.24 dB																
.01 %	0.24 dB																
10 %	2.68 dB																
1 %	3.20 dB																
.1 %	3.32 dB																
.01 %	3.40 dB																

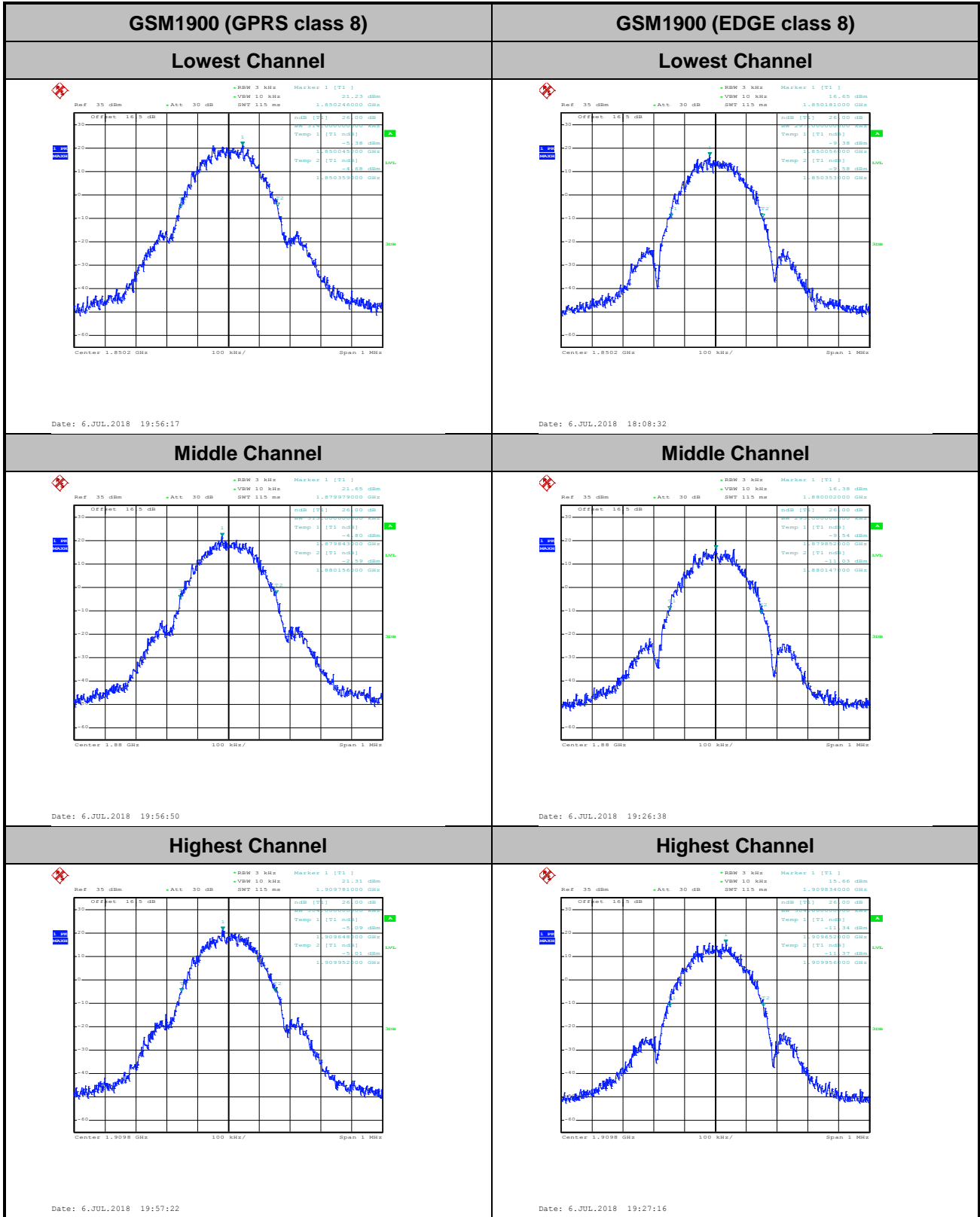


26dB Bandwidth

Mode	GSM850	
Mod.	GPRS class 8	EDGE class 8
Lowest CH	0.284	0.296
Middle CH	0.310	0.297
Highest CH	0.304	0.310

Mode	GSM1900	
Mod.	GPRS class 8	EDGE class 8
Lowest CH	0.314	0.297
Middle CH	0.313	0.295
Highest CH	0.304	0.304



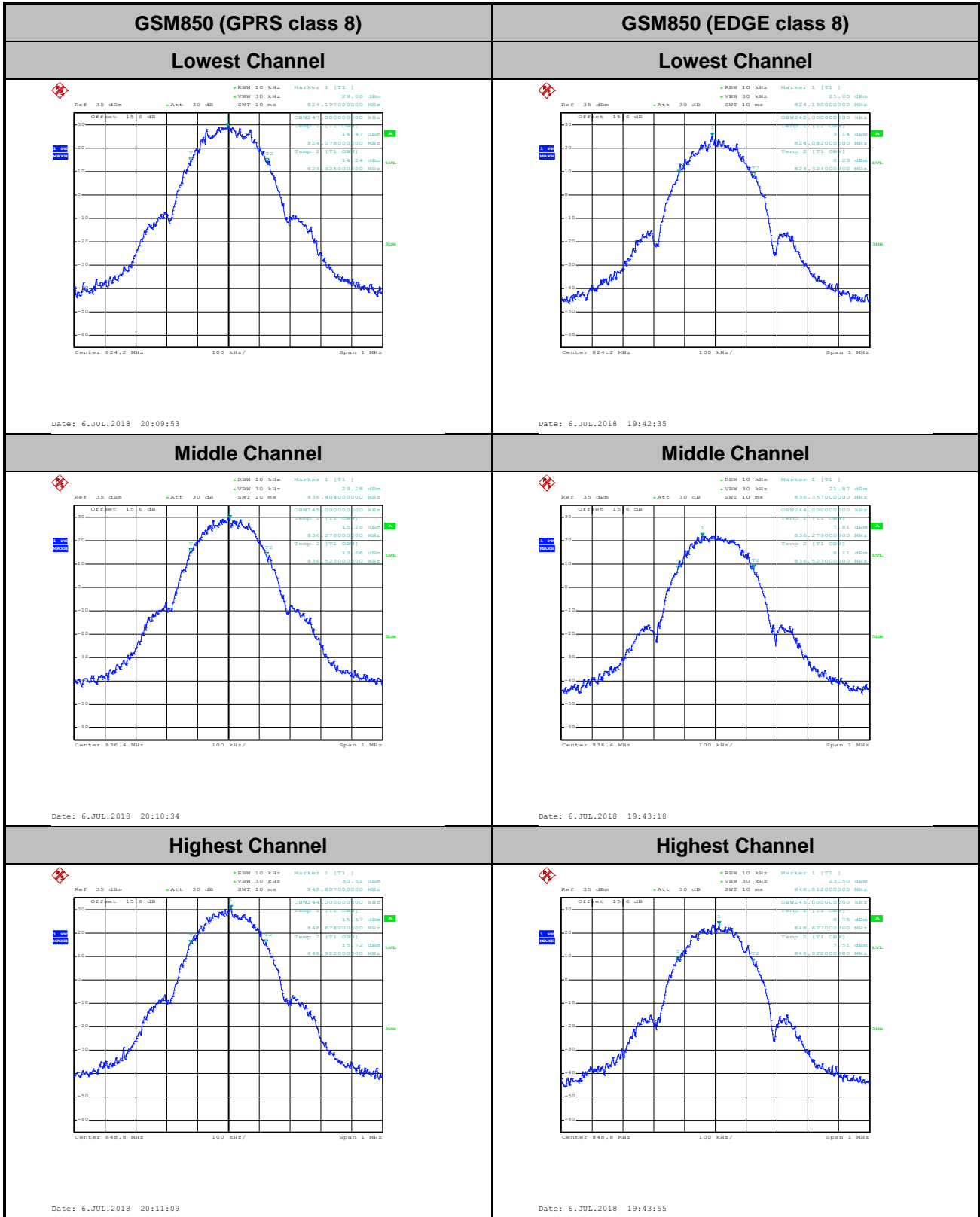


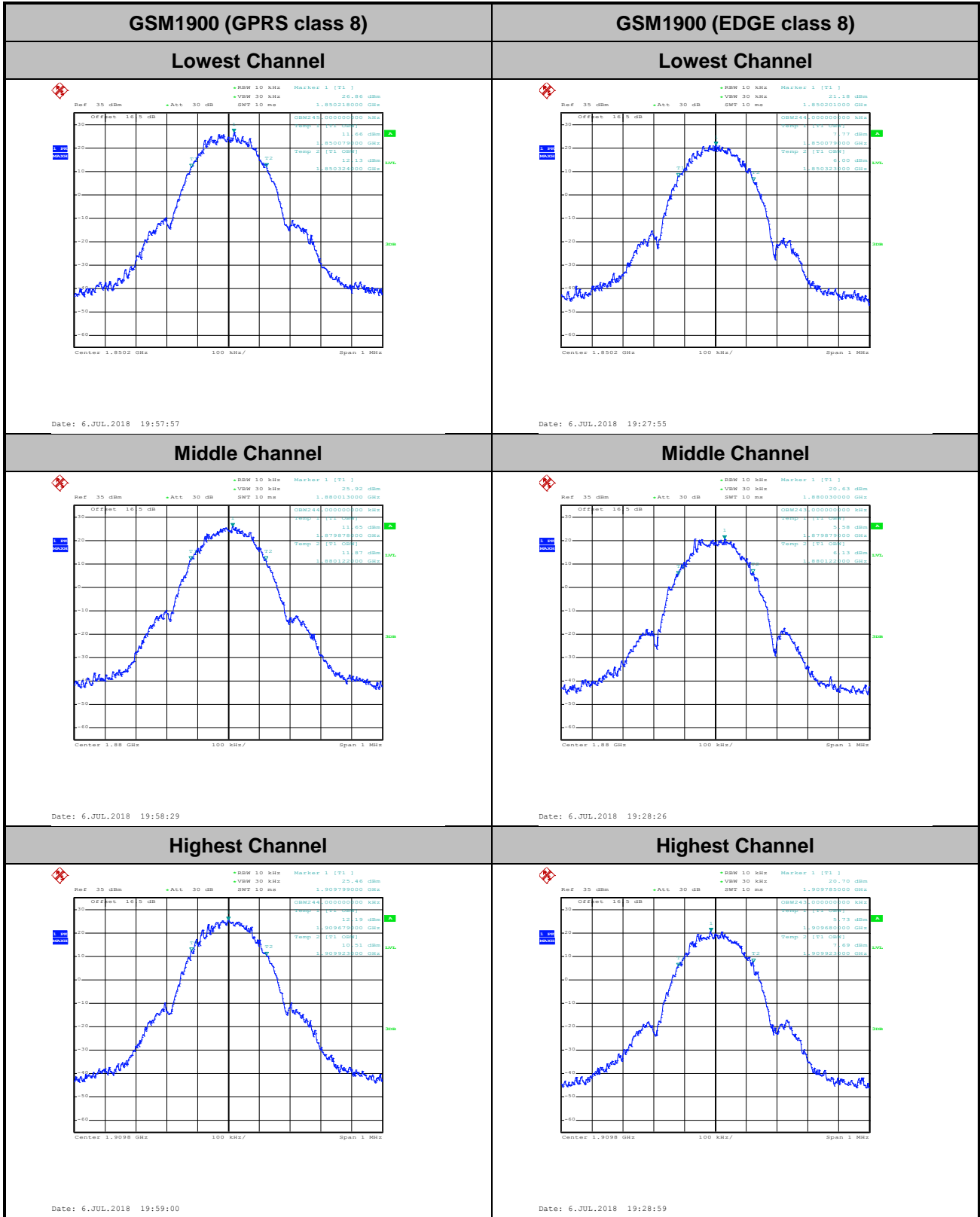


Occupied Bandwidth

Mode	GSM850	
Mod.	GPRS class 8	EDGE class 8
Lowest CH	0.247	0.242
Middle CH	0.245	0.244
Highest CH	0.244	0.245

Mode	GSM1900	
Mod.	GPRS class 8	EDGE class 8
Lowest CH	0.245	0.244
Middle CH	0.244	0.243
Highest CH	0.244	0.243







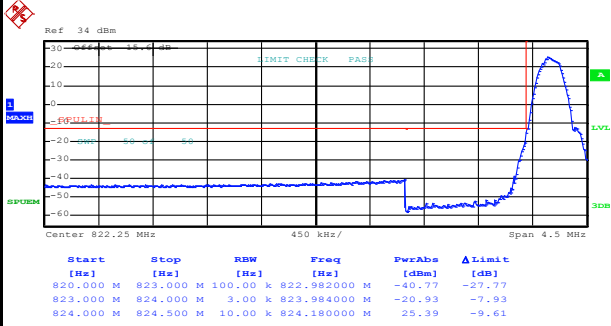
Conducted Band Edge



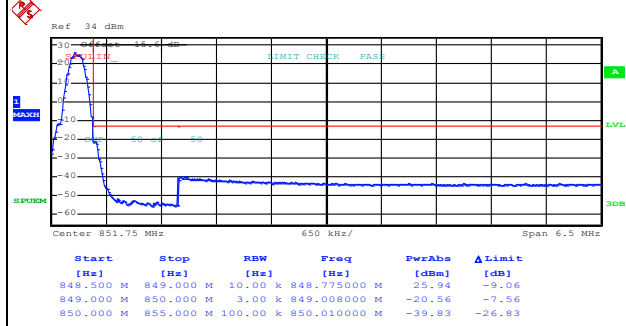
GSM850 (GPRS class 8)

Lowest Band Edge

Highest Band Edge



Date: 6.JUL.2018 20:13:29



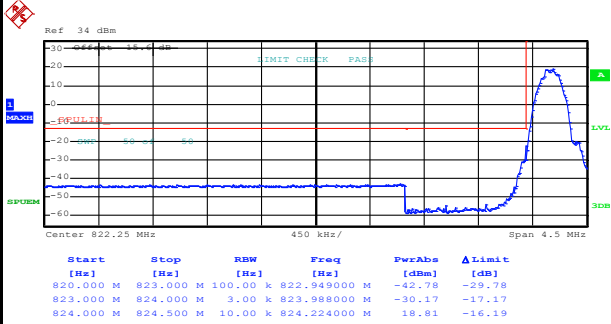
Date: 6.JUL.2018 20:15:01



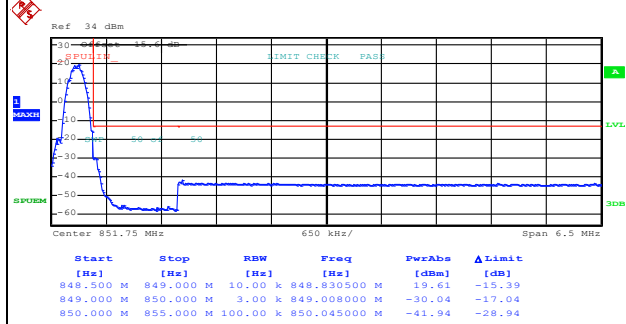
GSM850 (EDGE class 8)

Lowest Band Edge

Highest Band Edge



Date: 6.JUL.2018 19:45:34



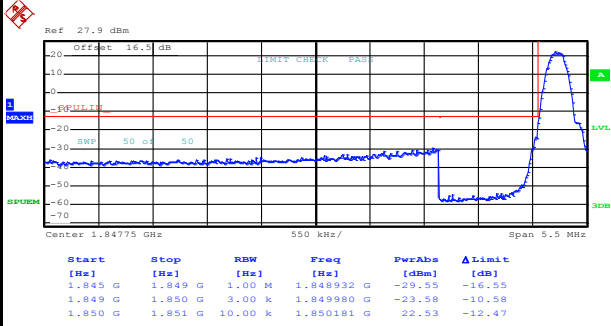
Date: 6.JUL.2018 19:47:18



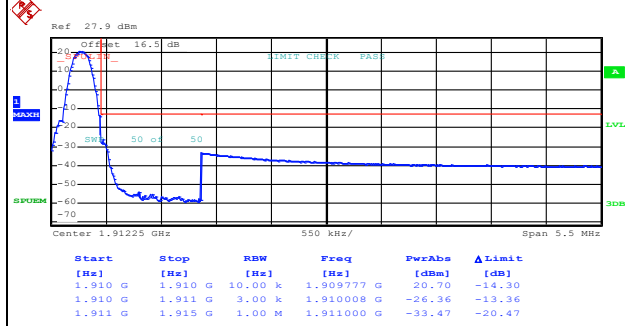
GSM1900 (GPRS class 8)

Lowest Band Edge

Highest Band Edge



Date: 6.JUL.2018 20:00:38



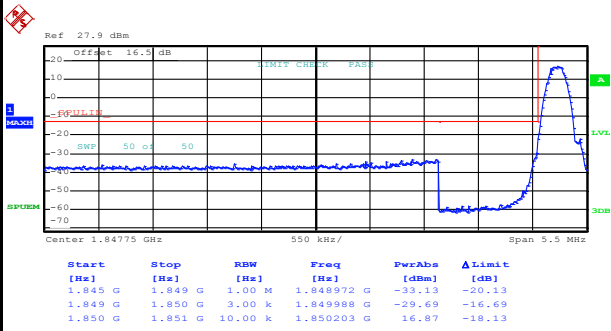
Date: 6.JUL.2018 20:02:08



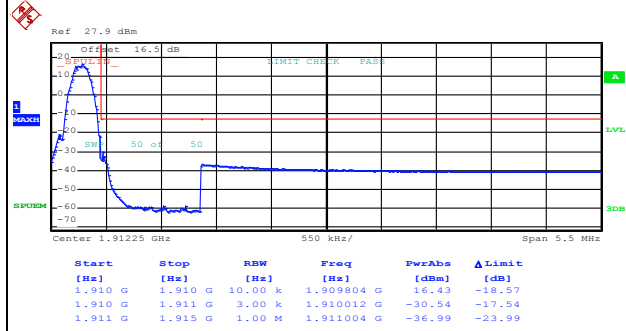
GSM1900 (EDGE class 8)

Lowest Band Edge

Highest Band Edge



Date: 6.JUL.2018 19:30:37

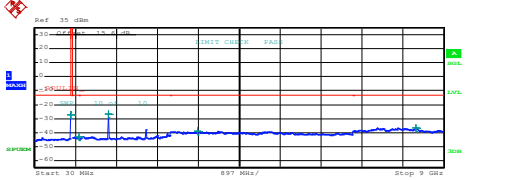
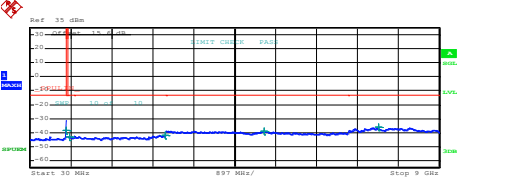
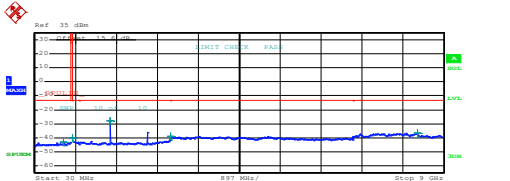
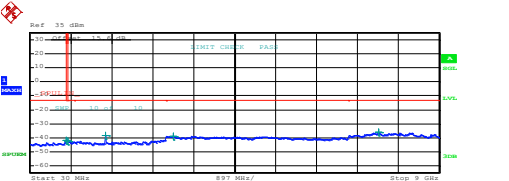
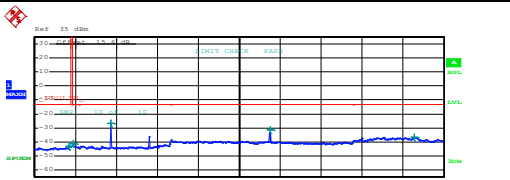
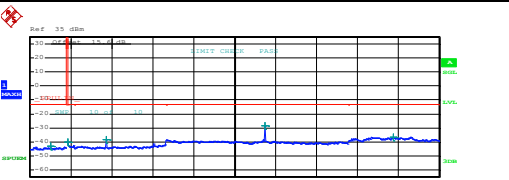


Date: 6.JUL.2018 19:32:12

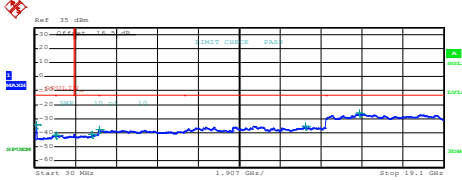
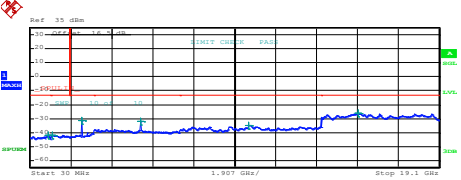
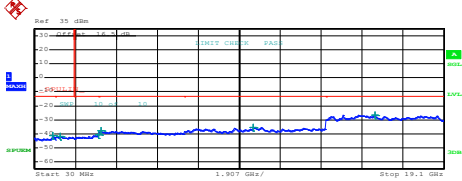
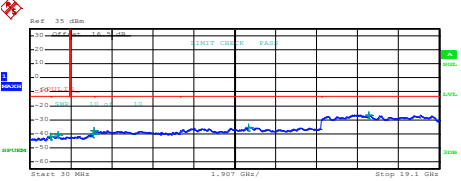
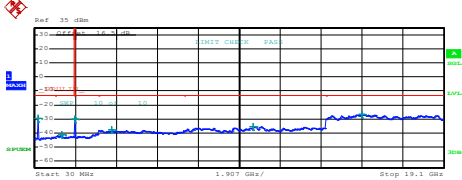
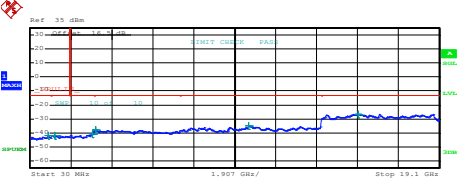


Conducted Spurious Emission



GSM850 (GPRS class 8)	GSM850 (EDGE class 8)																																																																								
Lowest Channel	Lowest Channel																																																																								
 <p>Ref: 35 dBm</p> <p>Start: 30 MHz, Stop: 9 GHz, RBW: 897 MHz</p> <table border="1"> <thead> <tr> <th>Start [MHz]</th> <th>Stop [MHz]</th> <th>RBW [MHz]</th> <th>Freq [MHz]</th> <th>PwrAve [dBm]</th> <th>ΔLimit [dB]</th> </tr> </thead> <tbody> <tr><td>30.000</td><td>820.000</td><td>1.00</td><td>816.802500</td><td>-27.95</td><td>-24.03</td></tr> <tr><td>855.000</td><td>1.000</td><td>1.00</td><td>997.933760</td><td>-43.16</td><td>-30.16</td></tr> <tr><td>1.000</td><td>3.000</td><td>1.00</td><td>1.1688500</td><td>-20.98</td><td>-23.98</td></tr> <tr><td>3.000</td><td>7.000</td><td>1.00</td><td>3.608000</td><td>-39.20</td><td>-26.20</td></tr> <tr><td>7.000</td><td>9.000</td><td>1.00</td><td>8.388500</td><td>-36.57</td><td>-23.57</td></tr> </tbody> </table> <p>Date: 6.JUL.2018 20:16:49</p>	Start [MHz]	Stop [MHz]	RBW [MHz]	Freq [MHz]	PwrAve [dBm]	ΔLimit [dB]	30.000	820.000	1.00	816.802500	-27.95	-24.03	855.000	1.000	1.00	997.933760	-43.16	-30.16	1.000	3.000	1.00	1.1688500	-20.98	-23.98	3.000	7.000	1.00	3.608000	-39.20	-26.20	7.000	9.000	1.00	8.388500	-36.57	-23.57	 <p>Ref: 35 dBm</p> <p>Start: 30 MHz, Stop: 9 GHz, RBW: 897 MHz</p> <table border="1"> <thead> <tr> <th>Start [MHz]</th> <th>Stop [MHz]</th> <th>RBW [MHz]</th> <th>Freq [MHz]</th> <th>PwrAve [dBm]</th> <th>ΔLimit [dB]</th> </tr> </thead> <tbody> <tr><td>30.000</td><td>820.000</td><td>1.00</td><td>819.821500</td><td>-39.10</td><td>-25.10</td></tr> <tr><td>855.000</td><td>1.000</td><td>1.00</td><td>895.745003</td><td>-42.96</td><td>-29.96</td></tr> <tr><td>1.000</td><td>3.000</td><td>1.00</td><td>2.9888500</td><td>-41.79</td><td>-28.79</td></tr> <tr><td>3.000</td><td>7.000</td><td>1.00</td><td>5.165500</td><td>-38.84</td><td>-25.84</td></tr> <tr><td>7.000</td><td>9.000</td><td>1.00</td><td>7.672500</td><td>-36.31</td><td>-23.31</td></tr> </tbody> </table> <p>Date: 6.JUL.2018 19:48:12</p>	Start [MHz]	Stop [MHz]	RBW [MHz]	Freq [MHz]	PwrAve [dBm]	ΔLimit [dB]	30.000	820.000	1.00	819.821500	-39.10	-25.10	855.000	1.000	1.00	895.745003	-42.96	-29.96	1.000	3.000	1.00	2.9888500	-41.79	-28.79	3.000	7.000	1.00	5.165500	-38.84	-25.84	7.000	9.000	1.00	7.672500	-36.31	-23.31
Start [MHz]	Stop [MHz]	RBW [MHz]	Freq [MHz]	PwrAve [dBm]	ΔLimit [dB]																																																																				
30.000	820.000	1.00	816.802500	-27.95	-24.03																																																																				
855.000	1.000	1.00	997.933760	-43.16	-30.16																																																																				
1.000	3.000	1.00	1.1688500	-20.98	-23.98																																																																				
3.000	7.000	1.00	3.608000	-39.20	-26.20																																																																				
7.000	9.000	1.00	8.388500	-36.57	-23.57																																																																				
Start [MHz]	Stop [MHz]	RBW [MHz]	Freq [MHz]	PwrAve [dBm]	ΔLimit [dB]																																																																				
30.000	820.000	1.00	819.821500	-39.10	-25.10																																																																				
855.000	1.000	1.00	895.745003	-42.96	-29.96																																																																				
1.000	3.000	1.00	2.9888500	-41.79	-28.79																																																																				
3.000	7.000	1.00	5.165500	-38.84	-25.84																																																																				
7.000	9.000	1.00	7.672500	-36.31	-23.31																																																																				
Middle Channel	Middle Channel																																																																								
 <p>Ref: 35 dBm</p> <p>Start: 30 MHz, Stop: 9 GHz, RBW: 897 MHz</p> <table border="1"> <thead> <tr> <th>Start [MHz]</th> <th>Stop [MHz]</th> <th>RBW [MHz]</th> <th>Freq [MHz]</th> <th>PwrAve [dBm]</th> <th>ΔLimit [dB]</th> </tr> </thead> <tbody> <tr><td>30.000</td><td>820.000</td><td>1.00</td><td>863.280000</td><td>-43.23</td><td>-30.23</td></tr> <tr><td>855.000</td><td>1.000</td><td>1.00</td><td>826.197500</td><td>-40.13</td><td>-27.13</td></tr> <tr><td>1.000</td><td>3.000</td><td>1.00</td><td>1.673000</td><td>-28.00</td><td>-15.00</td></tr> <tr><td>3.000</td><td>7.000</td><td>1.00</td><td>3.002000</td><td>-38.83</td><td>-25.83</td></tr> <tr><td>7.000</td><td>9.000</td><td>1.00</td><td>8.428500</td><td>-36.53</td><td>-23.53</td></tr> </tbody> </table> <p>Date: 6.JUL.2018 20:17:40</p>	Start [MHz]	Stop [MHz]	RBW [MHz]	Freq [MHz]	PwrAve [dBm]	ΔLimit [dB]	30.000	820.000	1.00	863.280000	-43.23	-30.23	855.000	1.000	1.00	826.197500	-40.13	-27.13	1.000	3.000	1.00	1.673000	-28.00	-15.00	3.000	7.000	1.00	3.002000	-38.83	-25.83	7.000	9.000	1.00	8.428500	-36.53	-23.53	 <p>Ref: 35 dBm</p> <p>Start: 30 MHz, Stop: 9 GHz, RBW: 897 MHz</p> <table border="1"> <thead> <tr> <th>Start [MHz]</th> <th>Stop [MHz]</th> <th>RBW [MHz]</th> <th>Freq [MHz]</th> <th>PwrAve [dBm]</th> <th>ΔLimit [dB]</th> </tr> </thead> <tbody> <tr><td>30.000</td><td>820.000</td><td>1.00</td><td>817.037500</td><td>-42.14</td><td>-29.14</td></tr> <tr><td>855.000</td><td>1.000</td><td>1.00</td><td>820.626200</td><td>-42.76</td><td>-29.76</td></tr> <tr><td>1.000</td><td>3.000</td><td>1.00</td><td>1.672500</td><td>-38.31</td><td>-25.31</td></tr> <tr><td>3.000</td><td>7.000</td><td>1.00</td><td>3.167000</td><td>-38.86</td><td>-25.86</td></tr> <tr><td>7.000</td><td>9.000</td><td>1.00</td><td>7.671000</td><td>-36.28</td><td>-23.28</td></tr> </tbody> </table> <p>Date: 6.JUL.2018 19:49:03</p>	Start [MHz]	Stop [MHz]	RBW [MHz]	Freq [MHz]	PwrAve [dBm]	ΔLimit [dB]	30.000	820.000	1.00	817.037500	-42.14	-29.14	855.000	1.000	1.00	820.626200	-42.76	-29.76	1.000	3.000	1.00	1.672500	-38.31	-25.31	3.000	7.000	1.00	3.167000	-38.86	-25.86	7.000	9.000	1.00	7.671000	-36.28	-23.28
Start [MHz]	Stop [MHz]	RBW [MHz]	Freq [MHz]	PwrAve [dBm]	ΔLimit [dB]																																																																				
30.000	820.000	1.00	863.280000	-43.23	-30.23																																																																				
855.000	1.000	1.00	826.197500	-40.13	-27.13																																																																				
1.000	3.000	1.00	1.673000	-28.00	-15.00																																																																				
3.000	7.000	1.00	3.002000	-38.83	-25.83																																																																				
7.000	9.000	1.00	8.428500	-36.53	-23.53																																																																				
Start [MHz]	Stop [MHz]	RBW [MHz]	Freq [MHz]	PwrAve [dBm]	ΔLimit [dB]																																																																				
30.000	820.000	1.00	817.037500	-42.14	-29.14																																																																				
855.000	1.000	1.00	820.626200	-42.76	-29.76																																																																				
1.000	3.000	1.00	1.672500	-38.31	-25.31																																																																				
3.000	7.000	1.00	3.167000	-38.86	-25.86																																																																				
7.000	9.000	1.00	7.671000	-36.28	-23.28																																																																				
Highest Channel	Highest Channel																																																																								
 <p>Ref: 35 dBm</p> <p>Start: 30 MHz, Stop: 9 GHz, RBW: 897 MHz</p> <table border="1"> <thead> <tr> <th>Start [MHz]</th> <th>Stop [MHz]</th> <th>RBW [MHz]</th> <th>Freq [MHz]</th> <th>PwrAve [dBm]</th> <th>ΔLimit [dB]</th> </tr> </thead> <tbody> <tr><td>30.000</td><td>820.000</td><td>1.00</td><td>870.820000</td><td>-43.16</td><td>-30.16</td></tr> <tr><td>855.000</td><td>1.000</td><td>1.00</td><td>867.796251</td><td>-41.55</td><td>-28.55</td></tr> <tr><td>1.000</td><td>3.000</td><td>1.00</td><td>1.697500</td><td>-26.88</td><td>-23.88</td></tr> <tr><td>3.000</td><td>7.000</td><td>1.00</td><td>5.188000</td><td>-31.33</td><td>-18.33</td></tr> <tr><td>7.000</td><td>9.000</td><td>1.00</td><td>8.357500</td><td>-36.68</td><td>-23.68</td></tr> </tbody> </table> <p>Date: 6.JUL.2018 20:18:30</p>	Start [MHz]	Stop [MHz]	RBW [MHz]	Freq [MHz]	PwrAve [dBm]	ΔLimit [dB]	30.000	820.000	1.00	870.820000	-43.16	-30.16	855.000	1.000	1.00	867.796251	-41.55	-28.55	1.000	3.000	1.00	1.697500	-26.88	-23.88	3.000	7.000	1.00	5.188000	-31.33	-18.33	7.000	9.000	1.00	8.357500	-36.68	-23.68	 <p>Ref: 35 dBm</p> <p>Start: 30 MHz, Stop: 9 GHz, RBW: 897 MHz</p> <table border="1"> <thead> <tr> <th>Start [MHz]</th> <th>Stop [MHz]</th> <th>RBW [MHz]</th> <th>Freq [MHz]</th> <th>PwrAve [dBm]</th> <th>ΔLimit [dB]</th> </tr> </thead> <tbody> <tr><td>30.000</td><td>820.000</td><td>1.00</td><td>870.820000</td><td>-43.16</td><td>-30.16</td></tr> <tr><td>855.000</td><td>1.000</td><td>1.00</td><td>855.036250</td><td>-40.13</td><td>-27.13</td></tr> <tr><td>1.000</td><td>3.000</td><td>1.00</td><td>1.698000</td><td>-28.37</td><td>-25.37</td></tr> <tr><td>3.000</td><td>7.000</td><td>1.00</td><td>5.176000</td><td>-28.41</td><td>-15.41</td></tr> <tr><td>7.000</td><td>9.000</td><td>1.00</td><td>7.997000</td><td>-36.53</td><td>-23.53</td></tr> </tbody> </table> <p>Date: 6.JUL.2018 19:49:56</p>	Start [MHz]	Stop [MHz]	RBW [MHz]	Freq [MHz]	PwrAve [dBm]	ΔLimit [dB]	30.000	820.000	1.00	870.820000	-43.16	-30.16	855.000	1.000	1.00	855.036250	-40.13	-27.13	1.000	3.000	1.00	1.698000	-28.37	-25.37	3.000	7.000	1.00	5.176000	-28.41	-15.41	7.000	9.000	1.00	7.997000	-36.53	-23.53
Start [MHz]	Stop [MHz]	RBW [MHz]	Freq [MHz]	PwrAve [dBm]	ΔLimit [dB]																																																																				
30.000	820.000	1.00	870.820000	-43.16	-30.16																																																																				
855.000	1.000	1.00	867.796251	-41.55	-28.55																																																																				
1.000	3.000	1.00	1.697500	-26.88	-23.88																																																																				
3.000	7.000	1.00	5.188000	-31.33	-18.33																																																																				
7.000	9.000	1.00	8.357500	-36.68	-23.68																																																																				
Start [MHz]	Stop [MHz]	RBW [MHz]	Freq [MHz]	PwrAve [dBm]	ΔLimit [dB]																																																																				
30.000	820.000	1.00	870.820000	-43.16	-30.16																																																																				
855.000	1.000	1.00	855.036250	-40.13	-27.13																																																																				
1.000	3.000	1.00	1.698000	-28.37	-25.37																																																																				
3.000	7.000	1.00	5.176000	-28.41	-15.41																																																																				
7.000	9.000	1.00	7.997000	-36.53	-23.53																																																																				



GSM1900 (GPRS class 8)	GSM1900 (EDGE class 8)																																																																																				
Lowest Channel	Lowest Channel																																																																																				
 <table border="1" data-bbox="239 577 638 672"> <thead> <tr> <th>Start [Hz]</th> <th>Stop [Hz]</th> <th>RBW [Hz]</th> <th>Freq [Hz]</th> <th>PwrAve [dBm]</th> <th>ΔLimit [dB]</th> </tr> </thead> <tbody> <tr><td>30,000 M</td><td>1,000 G</td><td>1,000 M</td><td>111,960500 M</td><td>-44.35</td><td>-21.33</td></tr> <tr><td>1,000 G</td><td>1,845 G</td><td>1,000 M</td><td>1,040349 G</td><td>-41.72</td><td>-28.72</td></tr> <tr><td>1,845 G</td><td>3,000 G</td><td>1,000 M</td><td>2,718815 G</td><td>-42.06</td><td>-28.06</td></tr> <tr><td>3,000 G</td><td>7,000 G</td><td>1,000 M</td><td>3,024000 G</td><td>-37.92</td><td>-24.92</td></tr> <tr><td>7,000 G</td><td>13,600 G</td><td>1,000 M</td><td>10,647125 G</td><td>-35.33</td><td>-22.33</td></tr> <tr><td>13,600 G</td><td>19,100 G</td><td>1,000 M</td><td>15,188812 G</td><td>-26.23</td><td>-13.23</td></tr> </tbody> </table> <p>Date: 6.JUL.2018 20:03:01</p>	Start [Hz]	Stop [Hz]	RBW [Hz]	Freq [Hz]	PwrAve [dBm]	ΔLimit [dB]	30,000 M	1,000 G	1,000 M	111,960500 M	-44.35	-21.33	1,000 G	1,845 G	1,000 M	1,040349 G	-41.72	-28.72	1,845 G	3,000 G	1,000 M	2,718815 G	-42.06	-28.06	3,000 G	7,000 G	1,000 M	3,024000 G	-37.92	-24.92	7,000 G	13,600 G	1,000 M	10,647125 G	-35.33	-22.33	13,600 G	19,100 G	1,000 M	15,188812 G	-26.23	-13.23	 <table border="1" data-bbox="893 577 1292 672"> <thead> <tr> <th>Start [Hz]</th> <th>Stop [Hz]</th> <th>RBW [Hz]</th> <th>Freq [Hz]</th> <th>PwrAve [dBm]</th> <th>ΔLimit [dB]</th> </tr> </thead> <tbody> <tr><td>30,000 M</td><td>1,000 G</td><td>1,000 M</td><td>858,622500 M</td><td>-42.53</td><td>-29.13</td></tr> <tr><td>1,000 G</td><td>1,845 G</td><td>1,000 M</td><td>1,077740 G</td><td>-41.70</td><td>-28.70</td></tr> <tr><td>1,845 G</td><td>3,000 G</td><td>1,000 M</td><td>2,438071 G</td><td>-31.35</td><td>-18.35</td></tr> <tr><td>3,000 G</td><td>7,000 G</td><td>1,000 M</td><td>5,172000 G</td><td>-31.80</td><td>-18.80</td></tr> <tr><td>7,000 G</td><td>13,600 G</td><td>1,000 M</td><td>10,224100 G</td><td>-34.79</td><td>-21.79</td></tr> <tr><td>13,600 G</td><td>19,100 G</td><td>1,000 M</td><td>15,308438 G</td><td>-26.37</td><td>-13.37</td></tr> </tbody> </table> <p>Date: 6.JUL.2018 19:37:35</p>	Start [Hz]	Stop [Hz]	RBW [Hz]	Freq [Hz]	PwrAve [dBm]	ΔLimit [dB]	30,000 M	1,000 G	1,000 M	858,622500 M	-42.53	-29.13	1,000 G	1,845 G	1,000 M	1,077740 G	-41.70	-28.70	1,845 G	3,000 G	1,000 M	2,438071 G	-31.35	-18.35	3,000 G	7,000 G	1,000 M	5,172000 G	-31.80	-18.80	7,000 G	13,600 G	1,000 M	10,224100 G	-34.79	-21.79	13,600 G	19,100 G	1,000 M	15,308438 G	-26.37	-13.37
Start [Hz]	Stop [Hz]	RBW [Hz]	Freq [Hz]	PwrAve [dBm]	ΔLimit [dB]																																																																																
30,000 M	1,000 G	1,000 M	111,960500 M	-44.35	-21.33																																																																																
1,000 G	1,845 G	1,000 M	1,040349 G	-41.72	-28.72																																																																																
1,845 G	3,000 G	1,000 M	2,718815 G	-42.06	-28.06																																																																																
3,000 G	7,000 G	1,000 M	3,024000 G	-37.92	-24.92																																																																																
7,000 G	13,600 G	1,000 M	10,647125 G	-35.33	-22.33																																																																																
13,600 G	19,100 G	1,000 M	15,188812 G	-26.23	-13.23																																																																																
Start [Hz]	Stop [Hz]	RBW [Hz]	Freq [Hz]	PwrAve [dBm]	ΔLimit [dB]																																																																																
30,000 M	1,000 G	1,000 M	858,622500 M	-42.53	-29.13																																																																																
1,000 G	1,845 G	1,000 M	1,077740 G	-41.70	-28.70																																																																																
1,845 G	3,000 G	1,000 M	2,438071 G	-31.35	-18.35																																																																																
3,000 G	7,000 G	1,000 M	5,172000 G	-31.80	-18.80																																																																																
7,000 G	13,600 G	1,000 M	10,224100 G	-34.79	-21.79																																																																																
13,600 G	19,100 G	1,000 M	15,308438 G	-26.37	-13.37																																																																																
Middle Channel	Middle Channel																																																																																				
 <table border="1" data-bbox="239 1097 638 1191"> <thead> <tr> <th>Start [Hz]</th> <th>Stop [Hz]</th> <th>RBW [Hz]</th> <th>Freq [Hz]</th> <th>PwrAve [dBm]</th> <th>ΔLimit [dB]</th> </tr> </thead> <tbody> <tr><td>30,000 M</td><td>1,000 G</td><td>1,000 M</td><td>857,652500 M</td><td>-41.53</td><td>-28.53</td></tr> <tr><td>1,000 G</td><td>1,845 G</td><td>1,000 M</td><td>1,138663 G</td><td>-41.77</td><td>-28.77</td></tr> <tr><td>1,845 G</td><td>3,000 G</td><td>1,000 M</td><td>2,986745 G</td><td>-41.01</td><td>-28.01</td></tr> <tr><td>3,000 G</td><td>7,000 G</td><td>1,000 M</td><td>3,116000 G</td><td>-37.92</td><td>-24.92</td></tr> <tr><td>7,000 G</td><td>13,600 G</td><td>1,000 M</td><td>10,219375 G</td><td>-35.45</td><td>-22.45</td></tr> <tr><td>13,600 G</td><td>19,100 G</td><td>1,000 M</td><td>15,890750 G</td><td>-26.72</td><td>-13.72</td></tr> </tbody> </table> <p>Date: 6.JUL.2018 20:03:49</p>	Start [Hz]	Stop [Hz]	RBW [Hz]	Freq [Hz]	PwrAve [dBm]	ΔLimit [dB]	30,000 M	1,000 G	1,000 M	857,652500 M	-41.53	-28.53	1,000 G	1,845 G	1,000 M	1,138663 G	-41.77	-28.77	1,845 G	3,000 G	1,000 M	2,986745 G	-41.01	-28.01	3,000 G	7,000 G	1,000 M	3,116000 G	-37.92	-24.92	7,000 G	13,600 G	1,000 M	10,219375 G	-35.45	-22.45	13,600 G	19,100 G	1,000 M	15,890750 G	-26.72	-13.72	 <table border="1" data-bbox="893 1097 1292 1191"> <thead> <tr> <th>Start [Hz]</th> <th>Stop [Hz]</th> <th>RBW [Hz]</th> <th>Freq [Hz]</th> <th>PwrAve [dBm]</th> <th>ΔLimit [dB]</th> </tr> </thead> <tbody> <tr><td>30,000 M</td><td>1,000 G</td><td>1,000 M</td><td>999,392500 M</td><td>-42.01</td><td>-29.01</td></tr> <tr><td>1,000 G</td><td>1,845 G</td><td>1,000 M</td><td>1,320889 G</td><td>-40.84</td><td>-27.84</td></tr> <tr><td>1,845 G</td><td>3,000 G</td><td>1,000 M</td><td>2,953616 G</td><td>-40.23</td><td>-27.23</td></tr> <tr><td>3,000 G</td><td>7,000 G</td><td>1,000 M</td><td>3,003000 G</td><td>-37.72</td><td>-24.72</td></tr> <tr><td>7,000 G</td><td>13,600 G</td><td>1,000 M</td><td>10,224100 G</td><td>-35.19</td><td>-22.19</td></tr> <tr><td>13,600 G</td><td>19,100 G</td><td>1,000 M</td><td>15,822688 G</td><td>-26.49</td><td>-13.49</td></tr> </tbody> </table> <p>Date: 6.JUL.2018 19:38:36</p>	Start [Hz]	Stop [Hz]	RBW [Hz]	Freq [Hz]	PwrAve [dBm]	ΔLimit [dB]	30,000 M	1,000 G	1,000 M	999,392500 M	-42.01	-29.01	1,000 G	1,845 G	1,000 M	1,320889 G	-40.84	-27.84	1,845 G	3,000 G	1,000 M	2,953616 G	-40.23	-27.23	3,000 G	7,000 G	1,000 M	3,003000 G	-37.72	-24.72	7,000 G	13,600 G	1,000 M	10,224100 G	-35.19	-22.19	13,600 G	19,100 G	1,000 M	15,822688 G	-26.49	-13.49
Start [Hz]	Stop [Hz]	RBW [Hz]	Freq [Hz]	PwrAve [dBm]	ΔLimit [dB]																																																																																
30,000 M	1,000 G	1,000 M	857,652500 M	-41.53	-28.53																																																																																
1,000 G	1,845 G	1,000 M	1,138663 G	-41.77	-28.77																																																																																
1,845 G	3,000 G	1,000 M	2,986745 G	-41.01	-28.01																																																																																
3,000 G	7,000 G	1,000 M	3,116000 G	-37.92	-24.92																																																																																
7,000 G	13,600 G	1,000 M	10,219375 G	-35.45	-22.45																																																																																
13,600 G	19,100 G	1,000 M	15,890750 G	-26.72	-13.72																																																																																
Start [Hz]	Stop [Hz]	RBW [Hz]	Freq [Hz]	PwrAve [dBm]	ΔLimit [dB]																																																																																
30,000 M	1,000 G	1,000 M	999,392500 M	-42.01	-29.01																																																																																
1,000 G	1,845 G	1,000 M	1,320889 G	-40.84	-27.84																																																																																
1,845 G	3,000 G	1,000 M	2,953616 G	-40.23	-27.23																																																																																
3,000 G	7,000 G	1,000 M	3,003000 G	-37.72	-24.72																																																																																
7,000 G	13,600 G	1,000 M	10,224100 G	-35.19	-22.19																																																																																
13,600 G	19,100 G	1,000 M	15,822688 G	-26.49	-13.49																																																																																
Highest Channel	Highest Channel																																																																																				
 <table border="1" data-bbox="239 1617 638 1711"> <thead> <tr> <th>Start [Hz]</th> <th>Stop [Hz]</th> <th>RBW [Hz]</th> <th>Freq [Hz]</th> <th>PwrAve [dBm]</th> <th>ΔLimit [dB]</th> </tr> </thead> <tbody> <tr><td>30,000 M</td><td>1,000 G</td><td>1,000 M</td><td>171,620500 M</td><td>-29.54</td><td>-16.54</td></tr> <tr><td>1,000 G</td><td>1,845 G</td><td>1,000 M</td><td>1,288990 G</td><td>-43.19</td><td>-28.19</td></tr> <tr><td>1,845 G</td><td>3,000 G</td><td>1,000 M</td><td>1,932371 G</td><td>-39.98</td><td>-26.98</td></tr> <tr><td>3,000 G</td><td>7,000 G</td><td>1,000 M</td><td>3,623000 G</td><td>-37.66</td><td>-24.66</td></tr> <tr><td>7,000 G</td><td>13,600 G</td><td>1,000 M</td><td>10,210075 G</td><td>-35.55</td><td>-22.55</td></tr> <tr><td>13,600 G</td><td>19,100 G</td><td>1,000 M</td><td>15,302938 G</td><td>-26.78</td><td>-13.78</td></tr> </tbody> </table> <p>Date: 6.JUL.2018 20:04:37</p>	Start [Hz]	Stop [Hz]	RBW [Hz]	Freq [Hz]	PwrAve [dBm]	ΔLimit [dB]	30,000 M	1,000 G	1,000 M	171,620500 M	-29.54	-16.54	1,000 G	1,845 G	1,000 M	1,288990 G	-43.19	-28.19	1,845 G	3,000 G	1,000 M	1,932371 G	-39.98	-26.98	3,000 G	7,000 G	1,000 M	3,623000 G	-37.66	-24.66	7,000 G	13,600 G	1,000 M	10,210075 G	-35.55	-22.55	13,600 G	19,100 G	1,000 M	15,302938 G	-26.78	-13.78	 <table border="1" data-bbox="893 1617 1292 1711"> <thead> <tr> <th>Start [Hz]</th> <th>Stop [Hz]</th> <th>RBW [Hz]</th> <th>Freq [Hz]</th> <th>PwrAve [dBm]</th> <th>ΔLimit [dB]</th> </tr> </thead> <tbody> <tr><td>30,000 M</td><td>1,000 G</td><td>1,000 M</td><td>879,962500 M</td><td>-41.59</td><td>-28.59</td></tr> <tr><td>1,000 G</td><td>1,845 G</td><td>1,000 M</td><td>1,192238 G</td><td>-41.72</td><td>-28.72</td></tr> <tr><td>1,845 G</td><td>3,000 G</td><td>1,000 M</td><td>2,925406 G</td><td>-40.96</td><td>-27.96</td></tr> <tr><td>3,000 G</td><td>7,000 G</td><td>1,000 M</td><td>3,100000 G</td><td>-37.80</td><td>-24.80</td></tr> <tr><td>7,000 G</td><td>13,600 G</td><td>1,000 M</td><td>10,224100 G</td><td>-34.79</td><td>-21.79</td></tr> <tr><td>13,600 G</td><td>19,100 G</td><td>1,000 M</td><td>15,338468 G</td><td>-26.49</td><td>-13.49</td></tr> </tbody> </table> <p>Date: 6.JUL.2018 19:39:39</p>	Start [Hz]	Stop [Hz]	RBW [Hz]	Freq [Hz]	PwrAve [dBm]	ΔLimit [dB]	30,000 M	1,000 G	1,000 M	879,962500 M	-41.59	-28.59	1,000 G	1,845 G	1,000 M	1,192238 G	-41.72	-28.72	1,845 G	3,000 G	1,000 M	2,925406 G	-40.96	-27.96	3,000 G	7,000 G	1,000 M	3,100000 G	-37.80	-24.80	7,000 G	13,600 G	1,000 M	10,224100 G	-34.79	-21.79	13,600 G	19,100 G	1,000 M	15,338468 G	-26.49	-13.49
Start [Hz]	Stop [Hz]	RBW [Hz]	Freq [Hz]	PwrAve [dBm]	ΔLimit [dB]																																																																																
30,000 M	1,000 G	1,000 M	171,620500 M	-29.54	-16.54																																																																																
1,000 G	1,845 G	1,000 M	1,288990 G	-43.19	-28.19																																																																																
1,845 G	3,000 G	1,000 M	1,932371 G	-39.98	-26.98																																																																																
3,000 G	7,000 G	1,000 M	3,623000 G	-37.66	-24.66																																																																																
7,000 G	13,600 G	1,000 M	10,210075 G	-35.55	-22.55																																																																																
13,600 G	19,100 G	1,000 M	15,302938 G	-26.78	-13.78																																																																																
Start [Hz]	Stop [Hz]	RBW [Hz]	Freq [Hz]	PwrAve [dBm]	ΔLimit [dB]																																																																																
30,000 M	1,000 G	1,000 M	879,962500 M	-41.59	-28.59																																																																																
1,000 G	1,845 G	1,000 M	1,192238 G	-41.72	-28.72																																																																																
1,845 G	3,000 G	1,000 M	2,925406 G	-40.96	-27.96																																																																																
3,000 G	7,000 G	1,000 M	3,100000 G	-37.80	-24.80																																																																																
7,000 G	13,600 G	1,000 M	10,224100 G	-34.79	-21.79																																																																																
13,600 G	19,100 G	1,000 M	15,338468 G	-26.49	-13.49																																																																																



Frequency Stability

Test Conditions	Middle Channel	GSM850 (GSM)	GSM850 (EDGE class 8)	Limit 2.5ppm
Temperature (°C)	Voltage (Volt)	Deviation (ppm)		Result
50	Normal Voltage	0.0096	0.0060	PASS
40	Normal Voltage	0.0048	0.0024	
30	Normal Voltage	0.0012	0.0012	
20(Ref.)	Normal Voltage	0.0000	0.0000	
10	Normal Voltage	0.0012	0.0048	
0	Normal Voltage	0.0024	0.0060	
-10	Normal Voltage	0.0084	0.0096	
-20	Normal Voltage	0.0096	0.0120	
-30	Normal Voltage	0.0108	0.0120	
20	Maximum Voltage	0.0000	0.0036	
20	Normal Voltage	0.0000	0.0000	
20	Battery End Point	0.0000	0.0012	



Test Conditions	Middle Channel	GSM1900 (GSM)	GSM1900 (EDGE class 8)	Limit Note 2.
Temperature (°C)	Voltage (Volt)	Deviation (ppm)		Result
50	Normal Voltage	0.0080	0.0059	PASS
40	Normal Voltage	0.0053	0.0043	
30	Normal Voltage	0.0011	0.0027	
20(Ref.)	Normal Voltage	0.0000	0.0000	
10	Normal Voltage	0.0005	0.0037	
0	Normal Voltage	0.0032	0.0032	
-10	Normal Voltage	0.0043	0.0106	
-20	Normal Voltage	0.0080	0.0074	
-30	Normal Voltage	0.0032	0.0085	
20	Maximum Voltage	0.0032	0.0011	
20	Normal Voltage	0.0000	0.0000	
20	Battery End Point	0.0021	0.0005	

Note:

1. Normal Voltage = 52V. ; Battery End Point (BEP) = 44 V. ; Maximum Voltage =57V
2. The frequency fundamental emissions stay within the authorized frequency block based on the frequency deviation measured is small.

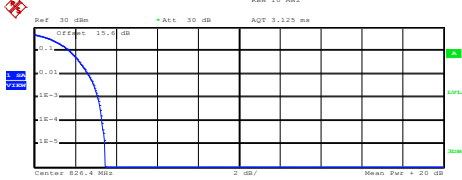
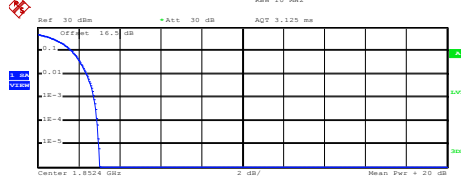
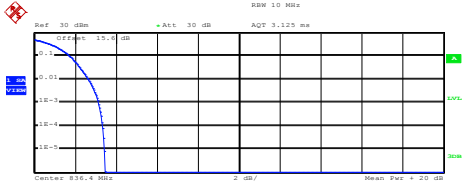
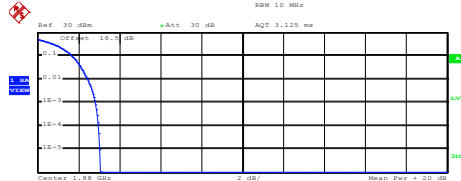

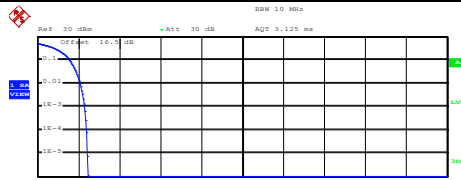


A3. WCDMA

Peak-to-Average Ratio

Mode	WCDMA Band V	WCDMA Band II	WCDMA Band IV	Limit: 13dB
Mod.	RMC 12.2Kbps	RMC 12.2Kbps	RMC 12.2Kbps	Result
Lowest CH	3.12	2.76	2.88	PASS
Middle CH	3.16	2.84	3.12	
Highest CH	3.16	2.32	3.08	

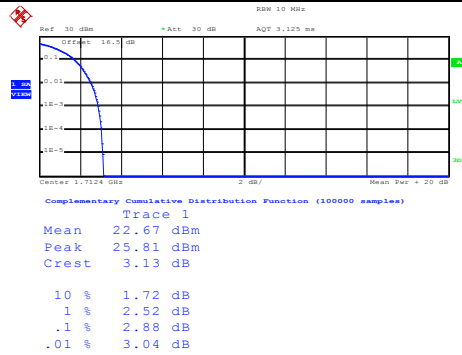


WCDMA Band V (RMC 12.2Kbps)	WCDMA Band II (RMC 12.2Kbps)																
<p style="text-align: center;">Lowest Channel</p>  <p>Center 826.4 MHz 2 dB/ Mean Pwr + 20 dB</p> <p>Complementary Cumulative Distribution Function (100000 samples) Trace 1 Mean 22.34 dBm Peak 25.81 dBm Crest 3.47 dB</p> <table border="1"> <tr><td>10 %</td><td>1.72 dB</td></tr> <tr><td>1 %</td><td>2.64 dB</td></tr> <tr><td>.1 %</td><td>3.12 dB</td></tr> <tr><td>.01 %</td><td>3.32 dB</td></tr> </table> <p>Date: 6.JUL.2018 18:03:38</p>	10 %	1.72 dB	1 %	2.64 dB	.1 %	3.12 dB	.01 %	3.32 dB	<p style="text-align: center;">Lowest Channel</p>  <p>Center 1.8524 GHz 2 dB/ Mean Pwr + 20 dB</p> <p>Complementary Cumulative Distribution Function (100000 samples) Trace 1 Mean 22.02 dBm Peak 25.03 dBm Crest 3.02 dB</p> <table border="1"> <tr><td>10 %</td><td>1.68 dB</td></tr> <tr><td>1 %</td><td>2.40 dB</td></tr> <tr><td>.1 %</td><td>2.76 dB</td></tr> <tr><td>.01 %</td><td>2.92 dB</td></tr> </table> <p>Date: 6.JUL.2018 17:32:13</p>	10 %	1.68 dB	1 %	2.40 dB	.1 %	2.76 dB	.01 %	2.92 dB
10 %	1.72 dB																
1 %	2.64 dB																
.1 %	3.12 dB																
.01 %	3.32 dB																
10 %	1.68 dB																
1 %	2.40 dB																
.1 %	2.76 dB																
.01 %	2.92 dB																
<p style="text-align: center;">Middle Channel</p>  <p>Center 836.4 MHz 2 dB/ Mean Pwr + 20 dB</p> <p>Complementary Cumulative Distribution Function (100000 samples) Trace 1 Mean 22.22 dBm Peak 25.67 dBm Crest 3.45 dB</p> <table border="1"> <tr><td>10 %</td><td>1.72 dB</td></tr> <tr><td>1 %</td><td>2.64 dB</td></tr> <tr><td>.1 %</td><td>3.16 dB</td></tr> <tr><td>.01 %</td><td>3.36 dB</td></tr> </table> <p>Date: 6.JUL.2018 18:03:53</p>	10 %	1.72 dB	1 %	2.64 dB	.1 %	3.16 dB	.01 %	3.36 dB	<p style="text-align: center;">Middle Channel</p>  <p>Center 1.88 GHz 2 dB/ Mean Pwr + 20 dB</p> <p>Complementary Cumulative Distribution Function (100000 samples) Trace 1 Mean 22.62 dBm Peak 25.67 dBm Crest 3.04 dB</p> <table border="1"> <tr><td>10 %</td><td>1.68 dB</td></tr> <tr><td>1 %</td><td>2.44 dB</td></tr> <tr><td>.1 %</td><td>2.84 dB</td></tr> <tr><td>.01 %</td><td>2.96 dB</td></tr> </table> <p>Date: 6.JUL.2018 17:32:28</p>	10 %	1.68 dB	1 %	2.44 dB	.1 %	2.84 dB	.01 %	2.96 dB
10 %	1.72 dB																
1 %	2.64 dB																
.1 %	3.16 dB																
.01 %	3.36 dB																
10 %	1.68 dB																
1 %	2.44 dB																
.1 %	2.84 dB																
.01 %	2.96 dB																
<p style="text-align: center;">Highest Channel</p>  <p>Center 846.6 MHz 2 dB/ Mean Pwr + 20 dB</p> <p>Complementary Cumulative Distribution Function (100000 samples) Trace 1 Mean 21.82 dBm Peak 25.32 dBm Crest 3.50 dB</p> <table border="1"> <tr><td>10 %</td><td>1.72 dB</td></tr> <tr><td>1 %</td><td>2.68 dB</td></tr> <tr><td>.1 %</td><td>3.16 dB</td></tr> <tr><td>.01 %</td><td>3.36 dB</td></tr> </table> <p>Date: 6.JUL.2018 18:04:07</p>	10 %	1.72 dB	1 %	2.68 dB	.1 %	3.16 dB	.01 %	3.36 dB	<p style="text-align: center;">Highest Channel</p>  <p>Center 1.9076 GHz 2 dB/ Mean Pwr + 20 dB</p> <p>Complementary Cumulative Distribution Function (100000 samples) Trace 1 Mean 22.52 dBm Peak 24.96 dBm Crest 2.44 dB</p> <table border="1"> <tr><td>10 %</td><td>1.56 dB</td></tr> <tr><td>1 %</td><td>2.08 dB</td></tr> <tr><td>.1 %</td><td>2.32 dB</td></tr> <tr><td>.01 %</td><td>2.40 dB</td></tr> </table> <p>Date: 6.JUL.2018 17:32:44</p>	10 %	1.56 dB	1 %	2.08 dB	.1 %	2.32 dB	.01 %	2.40 dB
10 %	1.72 dB																
1 %	2.68 dB																
.1 %	3.16 dB																
.01 %	3.36 dB																
10 %	1.56 dB																
1 %	2.08 dB																
.1 %	2.32 dB																
.01 %	2.40 dB																



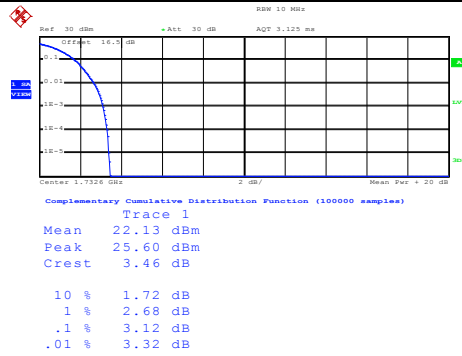
WCDMA Band IV (RMC 12.2Kbps)

Lowest Channel



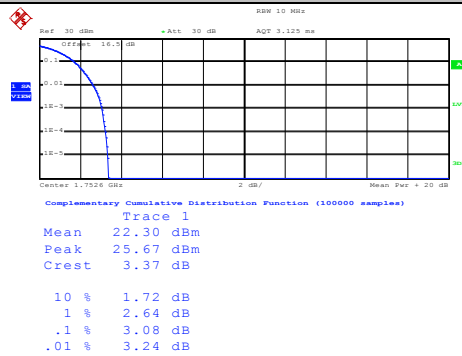
Date: 6.JUL.2018 17:47:14

Middle Channel



Date: 6.JUL.2018 17:47:30

Highest Channel



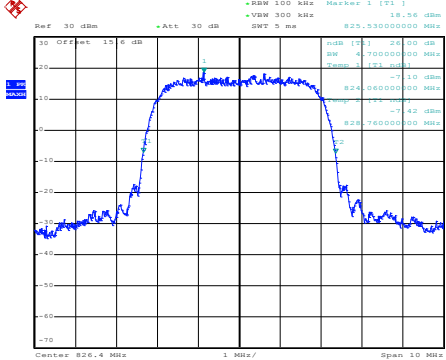
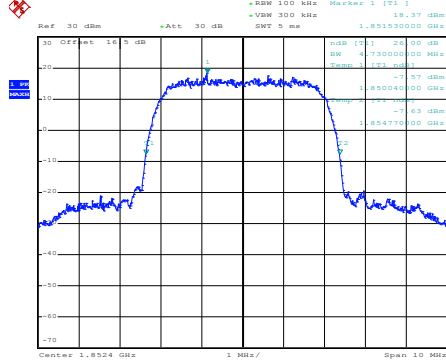
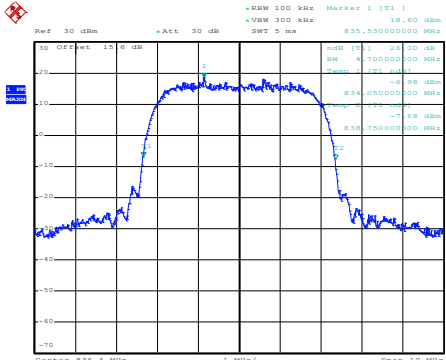
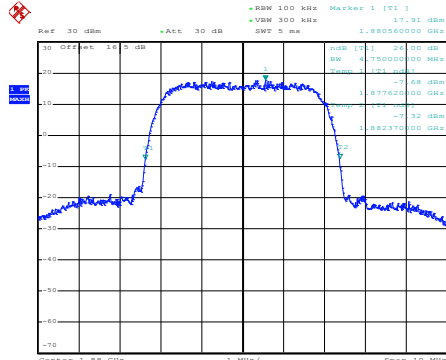
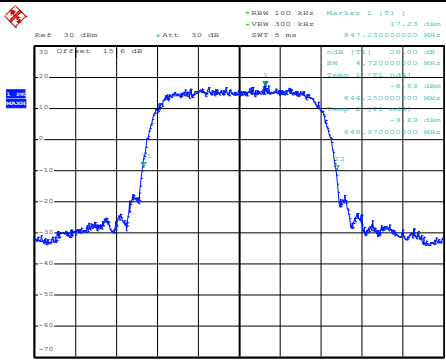
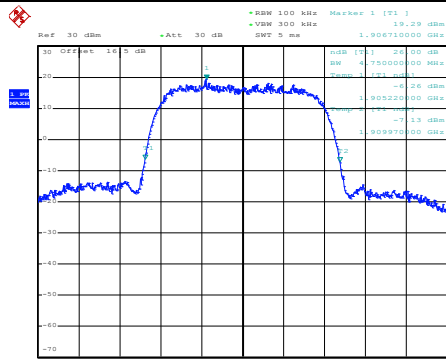
Date: 6.JUL.2018 17:47:47



26dB Bandwidth

Mode	WCDMA Band V	WCDMA Band II	WCDMA Band IV
Mod.	RMC 12.2Kbps	RMC 12.2Kbps	RMC 12.2Kbps
Lowest CH	4.70	4.73	4.70
Middle CH	4.70	4.75	4.70
Highest CH	4.72	4.75	4.72

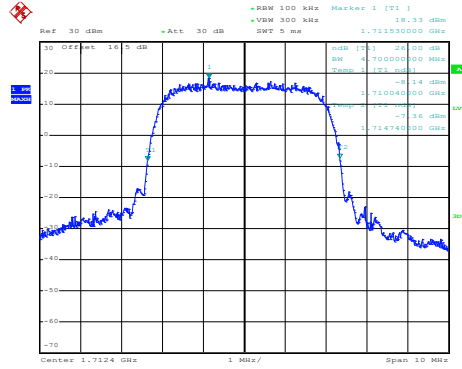


WCDMA Band V (RMC 12.2Kbps)	WCDMA Band II (RMC 12.2Kbps)
<p style="text-align: center;">Lowest Channel</p>  <p>Date: 6.JUL.2018 17:49:24</p>	<p style="text-align: center;">Lowest Channel</p>  <p>Date: 6.JUL.2018 17:18:44</p>
<p style="text-align: center;">Middle Channel</p>  <p>Date: 6.JUL.2018 17:50:08</p>	<p style="text-align: center;">Middle Channel</p>  <p>Date: 6.JUL.2018 17:19:19</p>
<p style="text-align: center;">Highest Channel</p>  <p>Date: 6.JUL.2018 17:50:43</p>	<p style="text-align: center;">Highest Channel</p>  <p>Date: 6.JUL.2018 17:19:55</p>



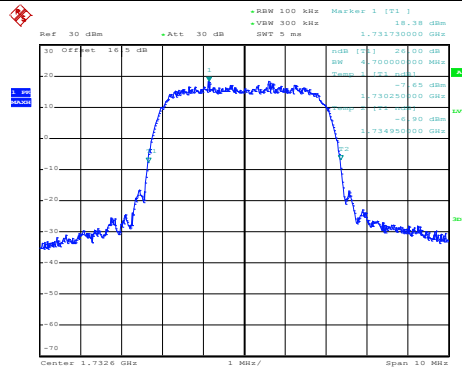
WCDMA Band IV (RMC 12.2Kbps)

Lowest Channel



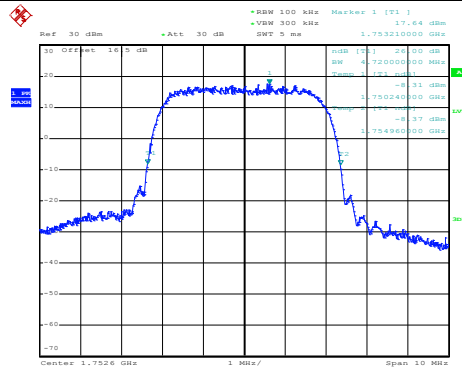
Date: 6.JUL.2018 17:33:50

Middle Channel



Date: 6.JUL.2018 17:34:29

Highest Channel

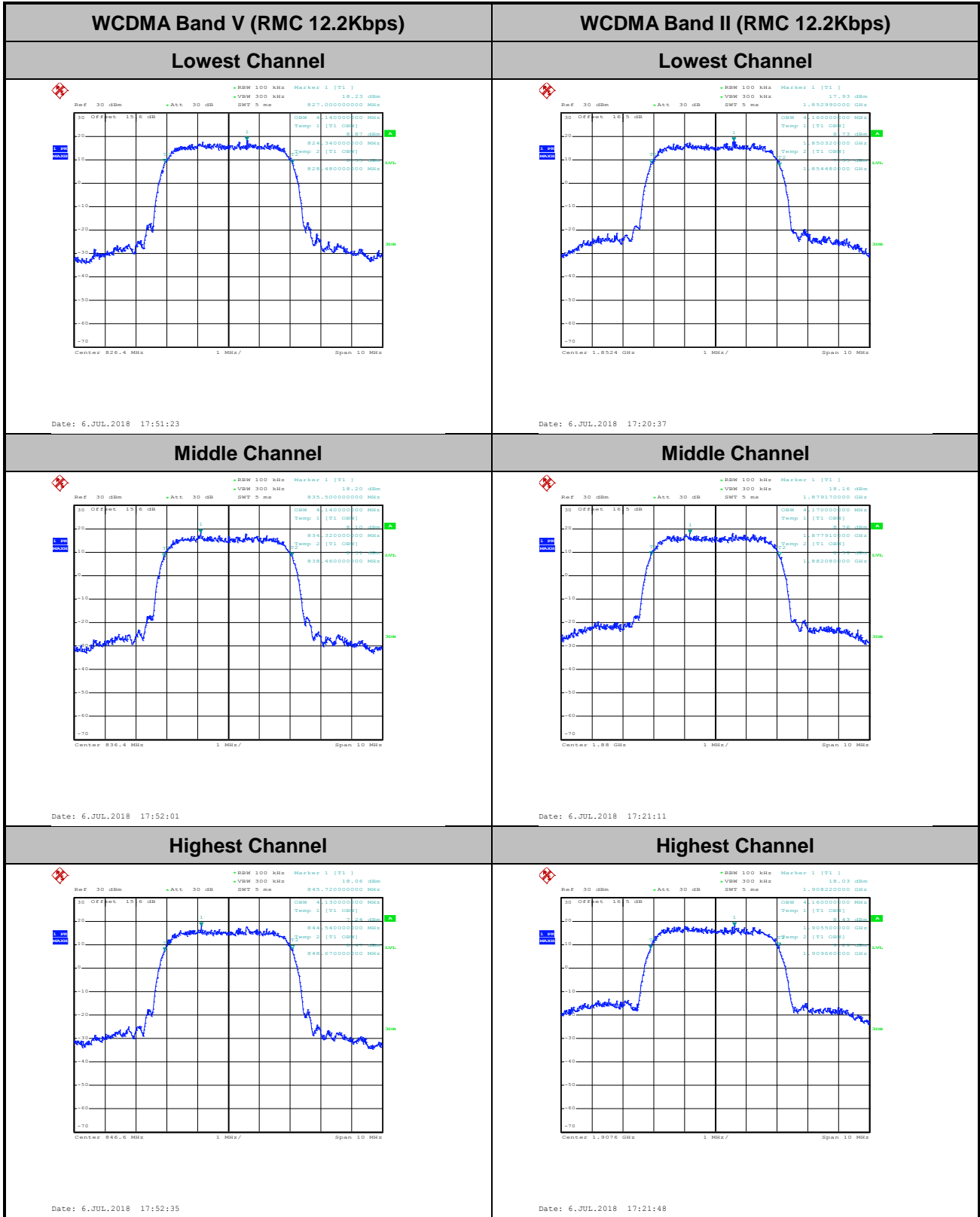


Date: 6.JUL.2018 17:35:09



Occupied Bandwidth

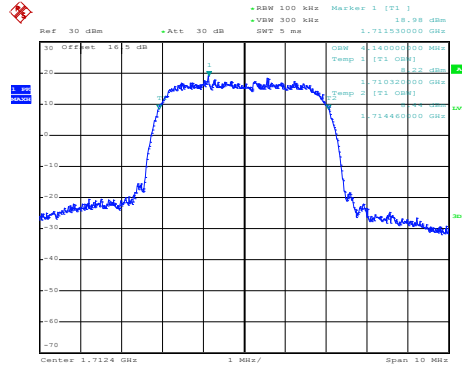
Mode	WCDMA Band V	WCDMA Band II	WCDMA Band IV
Mod.	RMC 12.2Kbps	RMC 12.2Kbps	RMC 12.2Kbps
Lowest CH	4.14	4.16	4.14
Middle CH	4.14	4.17	4.13
Highest CH	4.13	4.16	4.14





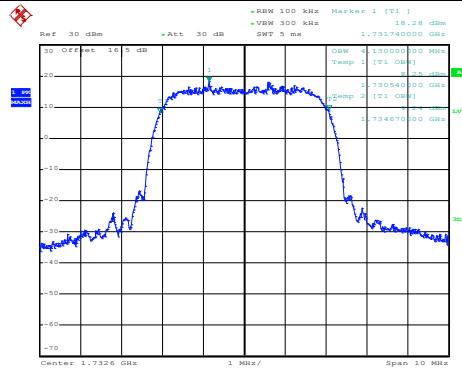
WCDMA Band IV (RMC 12.2Kbps)

Lowest Channel



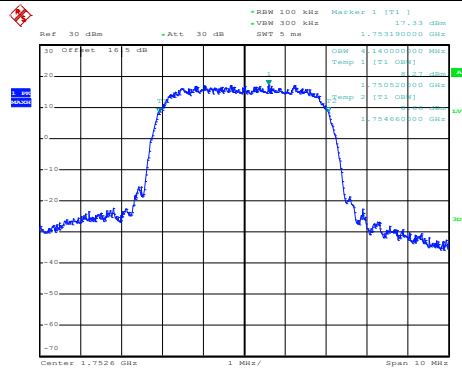
Date: 6.JUL.2018 17:35:49

Middle Channel



Date: 6.JUL.2018 17:36:23

Highest Channel



Date: 6.JUL.2018 17:36:56



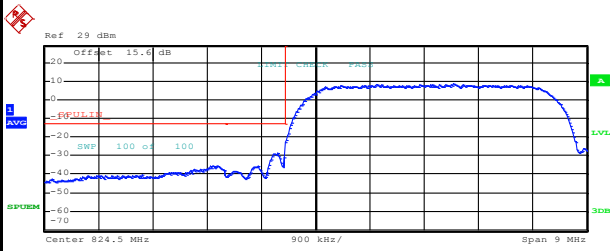
Conducted Band Edge



WCDMA Band V (RMC 12.2Kbps)

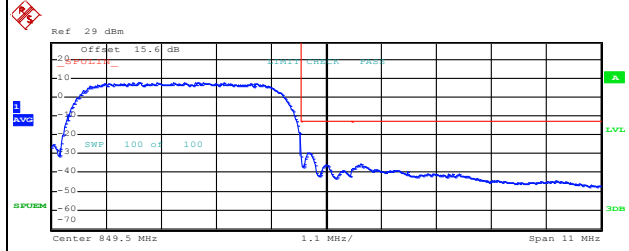
Lowest Band Edge

Highest Band Edge



Start [Hz]	Stop [Hz]	RBW [Hz]	Freq [Hz]	PwrAbs [dBm]	ΔLimit [dB]
820.000 M	823.000 M	100.00 k	822.868000 M	-29.39	-22.39
823.000 M	824.000 M	50.00 k	823.860000 M	-29.89	-15.88
824.000 M	829.000 M	100.00 k	826.790000 M	8.63	-26.37

Date: 6.JUL.2018 17:55:25



Start [Hz]	Stop [Hz]	RBW [Hz]	Freq [Hz]	PwrAbs [dBm]	ΔLimit [dB]
844.000 M	849.000 M	100.00 k	846.885000 M	7.93	-27.07
849.000 M	850.000 M	50.00 k	849.172000 M	-29.83	-16.83
850.000 M	855.000 M	100.00 k	850.210000 M	-35.70	-22.70

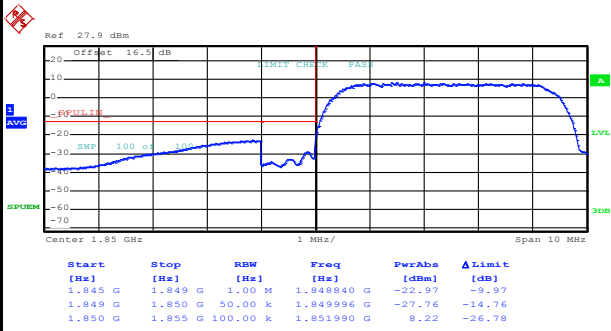
Date: 6.JUL.2018 17:58:19



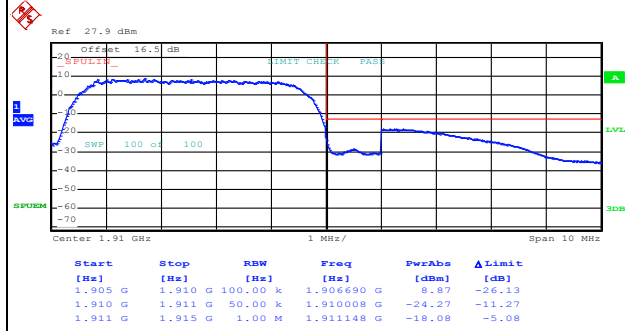
WCDMA Band II (RMC 12.2Kbps)

Lowest Band Edge

Highest Band Edge



Date: 6.JUL.2018 17:25:33



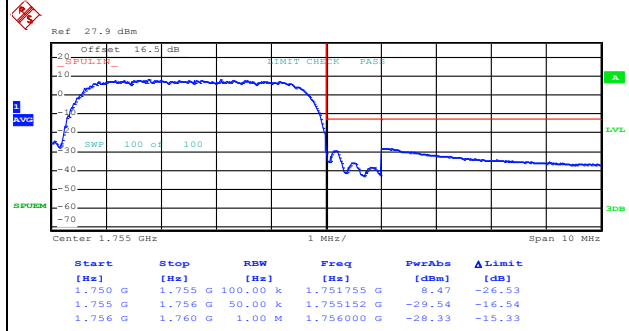
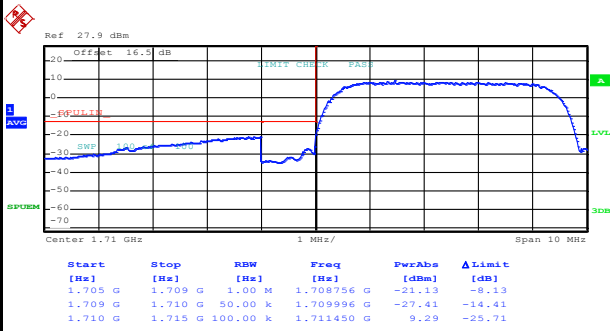
Date: 6.JUL.2018 17:28:23



WCDMA Band IV (RMC 12.2Kbps)

Lowest Band Edge

Highest Band Edge



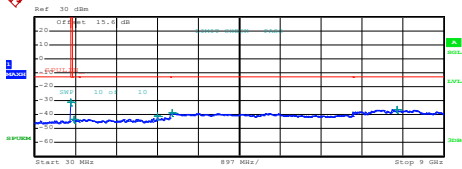
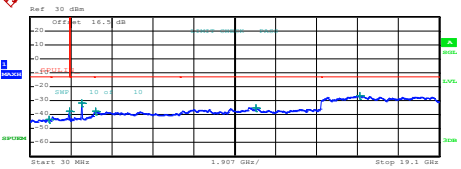
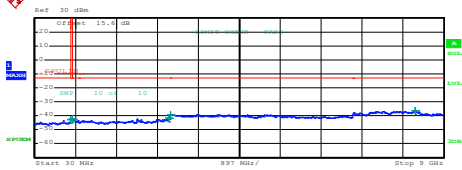
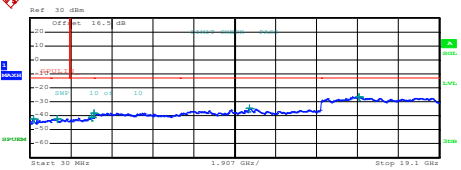
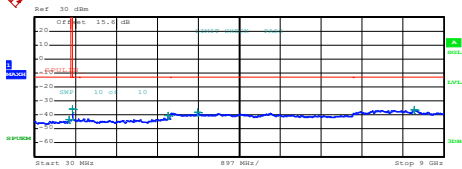
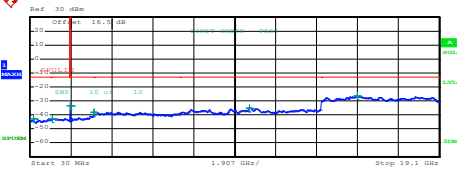
Date: 6.JUL.2018 17:39:47

Date: 6.JUL.2018 17:42:35



Conducted Spurious Emission

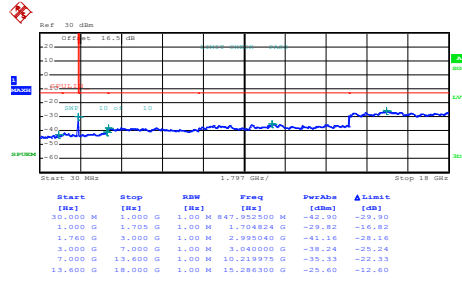


WCDMA Band V (RMC 12.2Kbps)	WCDMA Band II (RMC 12.2Kbps)																																																																														
Lowest Channel	Lowest Channel																																																																														
 <table border="1" data-bbox="239 571 638 660"> <thead> <tr> <th>Start [Hz]</th> <th>Stop [Hz]</th> <th>RBW [Hz]</th> <th>Freq [Hz]</th> <th>PwrAbs [dBm]</th> <th>ΔLimit [dB]</th> </tr> </thead> <tbody> <tr><td>30,000 M</td><td>820,000 M</td><td>1,000 M</td><td>810,000000 M</td><td>-31.24</td><td>-38.24</td></tr> <tr><td>1,000 G</td><td>1,000 G</td><td>1,000 M</td><td>896,868753 M</td><td>-43.42</td><td>-30.42</td></tr> <tr><td>3,000 G</td><td>3,000 G</td><td>1,000 M</td><td>2,7220000 G</td><td>-42.08</td><td>-28.08</td></tr> <tr><td>3,000 G</td><td>7,000 G</td><td>1,000 M</td><td>3,0370000 G</td><td>-38.86</td><td>-25.86</td></tr> <tr><td>7,000 G</td><td>9,000 G</td><td>1,000 M</td><td>7,9790000 G</td><td>-36.26</td><td>-23.26</td></tr> </tbody> </table> <p>Date: 6.JUL.2018 18:01:26</p>	Start [Hz]	Stop [Hz]	RBW [Hz]	Freq [Hz]	PwrAbs [dBm]	ΔLimit [dB]	30,000 M	820,000 M	1,000 M	810,000000 M	-31.24	-38.24	1,000 G	1,000 G	1,000 M	896,868753 M	-43.42	-30.42	3,000 G	3,000 G	1,000 M	2,7220000 G	-42.08	-28.08	3,000 G	7,000 G	1,000 M	3,0370000 G	-38.86	-25.86	7,000 G	9,000 G	1,000 M	7,9790000 G	-36.26	-23.26	 <table border="1" data-bbox="893 571 1292 660"> <thead> <tr> <th>Start [Hz]</th> <th>Stop [Hz]</th> <th>RBW [Hz]</th> <th>Freq [Hz]</th> <th>PwrAbs [dBm]</th> <th>ΔLimit [dB]</th> </tr> </thead> <tbody> <tr><td>30,000 M</td><td>1,000 G</td><td>1,000 M</td><td>895,240000 M</td><td>-43.14</td><td>-30.14</td></tr> <tr><td>1,000 G</td><td>1,845 G</td><td>1,000 M</td><td>1,843944 G</td><td>-37.48</td><td>-24.48</td></tr> <tr><td>1,845 G</td><td>3,000 G</td><td>1,000 M</td><td>2,433900 G</td><td>-31.97</td><td>-18.97</td></tr> <tr><td>3,000 G</td><td>7,000 G</td><td>1,000 M</td><td>3,064000 G</td><td>-37.83</td><td>-24.83</td></tr> <tr><td>7,000 G</td><td>13,600 G</td><td>1,000 M</td><td>10,547500 G</td><td>-35.43</td><td>-22.43</td></tr> <tr><td>13,600 G</td><td>19,100 G</td><td>1,000 M</td><td>15,408813 G</td><td>-26.39</td><td>-13.39</td></tr> </tbody> </table> <p>Date: 6.JUL.2018 17:29:20</p>	Start [Hz]	Stop [Hz]	RBW [Hz]	Freq [Hz]	PwrAbs [dBm]	ΔLimit [dB]	30,000 M	1,000 G	1,000 M	895,240000 M	-43.14	-30.14	1,000 G	1,845 G	1,000 M	1,843944 G	-37.48	-24.48	1,845 G	3,000 G	1,000 M	2,433900 G	-31.97	-18.97	3,000 G	7,000 G	1,000 M	3,064000 G	-37.83	-24.83	7,000 G	13,600 G	1,000 M	10,547500 G	-35.43	-22.43	13,600 G	19,100 G	1,000 M	15,408813 G	-26.39	-13.39
Start [Hz]	Stop [Hz]	RBW [Hz]	Freq [Hz]	PwrAbs [dBm]	ΔLimit [dB]																																																																										
30,000 M	820,000 M	1,000 M	810,000000 M	-31.24	-38.24																																																																										
1,000 G	1,000 G	1,000 M	896,868753 M	-43.42	-30.42																																																																										
3,000 G	3,000 G	1,000 M	2,7220000 G	-42.08	-28.08																																																																										
3,000 G	7,000 G	1,000 M	3,0370000 G	-38.86	-25.86																																																																										
7,000 G	9,000 G	1,000 M	7,9790000 G	-36.26	-23.26																																																																										
Start [Hz]	Stop [Hz]	RBW [Hz]	Freq [Hz]	PwrAbs [dBm]	ΔLimit [dB]																																																																										
30,000 M	1,000 G	1,000 M	895,240000 M	-43.14	-30.14																																																																										
1,000 G	1,845 G	1,000 M	1,843944 G	-37.48	-24.48																																																																										
1,845 G	3,000 G	1,000 M	2,433900 G	-31.97	-18.97																																																																										
3,000 G	7,000 G	1,000 M	3,064000 G	-37.83	-24.83																																																																										
7,000 G	13,600 G	1,000 M	10,547500 G	-35.43	-22.43																																																																										
13,600 G	19,100 G	1,000 M	15,408813 G	-26.39	-13.39																																																																										
Middle Channel	Middle Channel																																																																														
 <table border="1" data-bbox="239 1090 638 1180"> <thead> <tr> <th>Start [Hz]</th> <th>Stop [Hz]</th> <th>RBW [Hz]</th> <th>Freq [Hz]</th> <th>PwrAbs [dBm]</th> <th>ΔLimit [dB]</th> </tr> </thead> <tbody> <tr><td>30,000 M</td><td>820,000 M</td><td>1,000 M</td><td>818,617500 M</td><td>-42.95</td><td>-29.95</td></tr> <tr><td>820,000 M</td><td>1,000 G</td><td>1,000 M</td><td>820,000000 M</td><td>-42.02</td><td>-29.02</td></tr> <tr><td>1,000 G</td><td>3,000 G</td><td>1,000 M</td><td>2,9795000 G</td><td>-41.42</td><td>-28.42</td></tr> <tr><td>3,000 G</td><td>7,000 G</td><td>1,000 M</td><td>3,0060000 G</td><td>-39.12</td><td>-26.12</td></tr> <tr><td>7,000 G</td><td>9,000 G</td><td>1,000 M</td><td>8,3790000 G</td><td>-36.28</td><td>-23.28</td></tr> </tbody> </table> <p>Date: 6.JUL.2018 18:02:17</p>	Start [Hz]	Stop [Hz]	RBW [Hz]	Freq [Hz]	PwrAbs [dBm]	ΔLimit [dB]	30,000 M	820,000 M	1,000 M	818,617500 M	-42.95	-29.95	820,000 M	1,000 G	1,000 M	820,000000 M	-42.02	-29.02	1,000 G	3,000 G	1,000 M	2,9795000 G	-41.42	-28.42	3,000 G	7,000 G	1,000 M	3,0060000 G	-39.12	-26.12	7,000 G	9,000 G	1,000 M	8,3790000 G	-36.28	-23.28	 <table border="1" data-bbox="893 1090 1292 1180"> <thead> <tr> <th>Start [Hz]</th> <th>Stop [Hz]</th> <th>RBW [Hz]</th> <th>Freq [Hz]</th> <th>PwrAbs [dBm]</th> <th>ΔLimit [dB]</th> </tr> </thead> <tbody> <tr><td>30,000 M</td><td>1,000 G</td><td>1,000 M</td><td>183,745000 M</td><td>-42.39</td><td>-29.39</td></tr> <tr><td>1,000 G</td><td>3,845 G</td><td>1,000 M</td><td>2,232973 G</td><td>-42.39</td><td>-29.39</td></tr> <tr><td>1,915 G</td><td>3,000 G</td><td>1,000 M</td><td>2,891229 G</td><td>-41.09</td><td>-28.09</td></tr> <tr><td>3,000 G</td><td>7,000 G</td><td>1,000 M</td><td>3,013000 G</td><td>-37.87</td><td>-24.87</td></tr> <tr><td>7,000 G</td><td>13,600 G</td><td>1,000 M</td><td>10,239750 G</td><td>-34.74</td><td>-21.74</td></tr> <tr><td>13,600 G</td><td>19,100 G</td><td>1,000 M</td><td>15,358625 G</td><td>-26.40</td><td>-13.40</td></tr> </tbody> </table> <p>Date: 6.JUL.2018 17:30:58</p>	Start [Hz]	Stop [Hz]	RBW [Hz]	Freq [Hz]	PwrAbs [dBm]	ΔLimit [dB]	30,000 M	1,000 G	1,000 M	183,745000 M	-42.39	-29.39	1,000 G	3,845 G	1,000 M	2,232973 G	-42.39	-29.39	1,915 G	3,000 G	1,000 M	2,891229 G	-41.09	-28.09	3,000 G	7,000 G	1,000 M	3,013000 G	-37.87	-24.87	7,000 G	13,600 G	1,000 M	10,239750 G	-34.74	-21.74	13,600 G	19,100 G	1,000 M	15,358625 G	-26.40	-13.40
Start [Hz]	Stop [Hz]	RBW [Hz]	Freq [Hz]	PwrAbs [dBm]	ΔLimit [dB]																																																																										
30,000 M	820,000 M	1,000 M	818,617500 M	-42.95	-29.95																																																																										
820,000 M	1,000 G	1,000 M	820,000000 M	-42.02	-29.02																																																																										
1,000 G	3,000 G	1,000 M	2,9795000 G	-41.42	-28.42																																																																										
3,000 G	7,000 G	1,000 M	3,0060000 G	-39.12	-26.12																																																																										
7,000 G	9,000 G	1,000 M	8,3790000 G	-36.28	-23.28																																																																										
Start [Hz]	Stop [Hz]	RBW [Hz]	Freq [Hz]	PwrAbs [dBm]	ΔLimit [dB]																																																																										
30,000 M	1,000 G	1,000 M	183,745000 M	-42.39	-29.39																																																																										
1,000 G	3,845 G	1,000 M	2,232973 G	-42.39	-29.39																																																																										
1,915 G	3,000 G	1,000 M	2,891229 G	-41.09	-28.09																																																																										
3,000 G	7,000 G	1,000 M	3,013000 G	-37.87	-24.87																																																																										
7,000 G	13,600 G	1,000 M	10,239750 G	-34.74	-21.74																																																																										
13,600 G	19,100 G	1,000 M	15,358625 G	-26.40	-13.40																																																																										
Highest Channel	Highest Channel																																																																														
 <table border="1" data-bbox="239 1610 638 1700"> <thead> <tr> <th>Start [Hz]</th> <th>Stop [Hz]</th> <th>RBW [Hz]</th> <th>Freq [Hz]</th> <th>PwrAbs [dBm]</th> <th>ΔLimit [dB]</th> </tr> </thead> <tbody> <tr><td>30,000 M</td><td>820,000 M</td><td>1,000 M</td><td>850,000000 M</td><td>-43.26</td><td>-30.26</td></tr> <tr><td>820,000 M</td><td>1,000 G</td><td>1,000 M</td><td>850,108750 M</td><td>-35.82</td><td>-22.82</td></tr> <tr><td>1,000 G</td><td>3,000 G</td><td>1,000 M</td><td>2,9395000 G</td><td>-40.74</td><td>-27.74</td></tr> <tr><td>3,000 G</td><td>7,000 G</td><td>1,000 M</td><td>3,0000000 G</td><td>-38.07</td><td>-25.07</td></tr> <tr><td>7,000 G</td><td>9,000 G</td><td>1,000 M</td><td>8,3600000 G</td><td>-36.31</td><td>-23.31</td></tr> </tbody> </table> <p>Date: 6.JUL.2018 18:03:10</p>	Start [Hz]	Stop [Hz]	RBW [Hz]	Freq [Hz]	PwrAbs [dBm]	ΔLimit [dB]	30,000 M	820,000 M	1,000 M	850,000000 M	-43.26	-30.26	820,000 M	1,000 G	1,000 M	850,108750 M	-35.82	-22.82	1,000 G	3,000 G	1,000 M	2,9395000 G	-40.74	-27.74	3,000 G	7,000 G	1,000 M	3,0000000 G	-38.07	-25.07	7,000 G	9,000 G	1,000 M	8,3600000 G	-36.31	-23.31	 <table border="1" data-bbox="893 1610 1292 1700"> <thead> <tr> <th>Start [Hz]</th> <th>Stop [Hz]</th> <th>RBW [Hz]</th> <th>Freq [Hz]</th> <th>PwrAbs [dBm]</th> <th>ΔLimit [dB]</th> </tr> </thead> <tbody> <tr><td>30,000 M</td><td>1,000 G</td><td>1,000 M</td><td>170,407500 M</td><td>-42.38</td><td>-29.38</td></tr> <tr><td>1,000 G</td><td>1,845 G</td><td>1,000 M</td><td>1,054714 G</td><td>-42.38</td><td>-29.38</td></tr> <tr><td>1,845 G</td><td>3,000 G</td><td>1,000 M</td><td>1,933542 G</td><td>-33.45</td><td>-20.45</td></tr> <tr><td>3,000 G</td><td>7,000 G</td><td>1,000 M</td><td>3,000000 G</td><td>-37.98</td><td>-24.98</td></tr> <tr><td>7,000 G</td><td>13,600 G</td><td>1,000 M</td><td>10,236475 G</td><td>-34.96</td><td>-21.96</td></tr> <tr><td>13,600 G</td><td>19,100 G</td><td>1,000 M</td><td>15,283000 G</td><td>-26.38</td><td>-13.38</td></tr> </tbody> </table> <p>Date: 6.JUL.2018 17:31:53</p>	Start [Hz]	Stop [Hz]	RBW [Hz]	Freq [Hz]	PwrAbs [dBm]	ΔLimit [dB]	30,000 M	1,000 G	1,000 M	170,407500 M	-42.38	-29.38	1,000 G	1,845 G	1,000 M	1,054714 G	-42.38	-29.38	1,845 G	3,000 G	1,000 M	1,933542 G	-33.45	-20.45	3,000 G	7,000 G	1,000 M	3,000000 G	-37.98	-24.98	7,000 G	13,600 G	1,000 M	10,236475 G	-34.96	-21.96	13,600 G	19,100 G	1,000 M	15,283000 G	-26.38	-13.38
Start [Hz]	Stop [Hz]	RBW [Hz]	Freq [Hz]	PwrAbs [dBm]	ΔLimit [dB]																																																																										
30,000 M	820,000 M	1,000 M	850,000000 M	-43.26	-30.26																																																																										
820,000 M	1,000 G	1,000 M	850,108750 M	-35.82	-22.82																																																																										
1,000 G	3,000 G	1,000 M	2,9395000 G	-40.74	-27.74																																																																										
3,000 G	7,000 G	1,000 M	3,0000000 G	-38.07	-25.07																																																																										
7,000 G	9,000 G	1,000 M	8,3600000 G	-36.31	-23.31																																																																										
Start [Hz]	Stop [Hz]	RBW [Hz]	Freq [Hz]	PwrAbs [dBm]	ΔLimit [dB]																																																																										
30,000 M	1,000 G	1,000 M	170,407500 M	-42.38	-29.38																																																																										
1,000 G	1,845 G	1,000 M	1,054714 G	-42.38	-29.38																																																																										
1,845 G	3,000 G	1,000 M	1,933542 G	-33.45	-20.45																																																																										
3,000 G	7,000 G	1,000 M	3,000000 G	-37.98	-24.98																																																																										
7,000 G	13,600 G	1,000 M	10,236475 G	-34.96	-21.96																																																																										
13,600 G	19,100 G	1,000 M	15,283000 G	-26.38	-13.38																																																																										



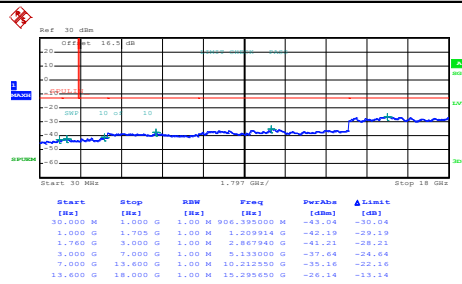
WCDMA Band IV (RMC 12.2Kbps)

Lowest Channel



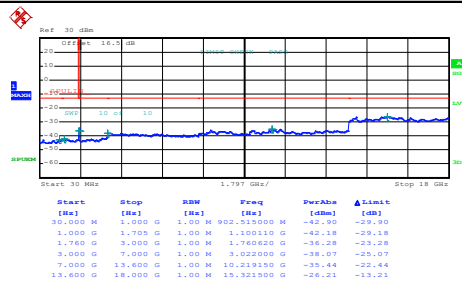
Date: 6.JUL.2018 17:44:23

Middle Channel



Date: 6.JUL.2018 17:45:16

Highest Channel



Date: 6.JUL.2018 17:46:08



Frequency Stability

Test Conditions	Middle Channel	WCDMA Band V (RMC 12.2Kbps)	Limit 2.5ppm
Temperature (°C)	Voltage (Volt)	Deviation (ppm)	Result
50	Normal Voltage	0.0143	PASS
40	Normal Voltage	0.0024	
30	Normal Voltage	0.0012	
20(Ref.)	Normal Voltage	0.0000	
10	Normal Voltage	0.0000	
0	Normal Voltage	0.0024	
-10	Normal Voltage	0.0108	
-20	Normal Voltage	0.0108	
-30	Normal Voltage	0.0108	
20	Maximum Voltage	0.0120	
20	Normal Voltage	0.0000	
20	Battery End Point	0.0120	

Test Conditions	Middle Channel	WCDMA Band II (RMC 12.2Kbps)	Limit Note 2.
Temperature (°C)	Voltage (Volt)	Deviation (ppm)	Result
50	Normal Voltage	0.0101	PASS
40	Normal Voltage	0.0096	
30	Normal Voltage	0.0016	
20(Ref.)	Normal Voltage	0.0000	
10	Normal Voltage	0.0069	
0	Normal Voltage	0.0069	
-10	Normal Voltage	0.0005	
-20	Normal Voltage	0.0011	
-30	Normal Voltage	0.0064	
20	Maximum Voltage	0.0000	
20	Normal Voltage	0.0000	
20	Battery End Point	0.0000	



Test Conditions	Middle Channel	WCDMA Band IV (RMC 12.2Kbps)	Limit Note 2.
Temperature (°C)	Voltage (Volt)	Deviation (ppm)	Result
50	Normal Voltage	0.0242	PASS
40	Normal Voltage	0.0208	
30	Normal Voltage	0.0006	
20(Ref.)	Normal Voltage	0.0000	
10	Normal Voltage	0.0006	
0	Normal Voltage	0.0046	
-10	Normal Voltage	0.0035	
-20	Normal Voltage	0.0029	
-30	Normal Voltage	0.0052	
20	Maximum Voltage	0.0012	
20	Normal Voltage	0.0000	
20	Battery End Point	0.0012	

Note:

1. Normal Voltage = 52V. ; Battery End Point (BEP) = 44 V. ; Maximum Voltage =57 V
2. The frequency fundamental emissions stay within the authorized frequency block based on the frequency deviation measured is small.



Appendix B. Test Results of ERP/EIRP and Radiated Test

ERP/EIRP

Channel	Mode	Conducted		ERP	
		Power (dBm)	Power (Watts)	ERP(dBm)	ERP(W)
Lowest	GSM850 GPRS class 8 (GT - LC = 3.88 dB)	32.38	1.7298	34.11	2.5763
Middle		32.75	1.8836	34.48	2.8054
Highest		32.74	1.8793	34.47	2.7990
Lowest	GSM850 EDGE class 8 (GT - LC = 3.88 dB)	26.09	0.4064	27.82	0.6053
Middle		26.23	0.4198	27.96	0.6252
Highest		26.38	0.4345	28.11	0.6471
Lowest	WCDMA Band V RMC 12.2Kbps (GT - LC = 3.88 dB)	22.82	0.1914	24.55	0.2851
Middle		22.83	0.1919	24.56	0.2858
Highest		22.76	0.1888	24.49	0.2812
Limit	ERP < 7W	Result		PASS	

Channel	Mode	Conducted		EIRP	
		Power (dBm)	Power (Watts)	EIRP(dBm)	EIRP(W)
Lowest	GSM1900 GPRS class 8 (GT - LC = 2.9 dB)	29.65	0.9226	32.55	1.7989
Middle		29.66	0.9247	32.56	1.8030
Highest		29.42	0.8750	32.32	1.7061
Lowest	GSM1900 EDGE class 8 (GT - LC = 2.9 dB)	25.15	0.3273	28.05	0.6383
Middle		25.08	0.3221	27.98	0.6281
Highest		24.90	0.3090	27.80	0.6026
Lowest	WCDMA Band II RMC 12.2Kbps (GT - LC = 2.9 dB)	22.62	0.1828	25.52	0.3565
Middle		23.38	0.2178	26.28	0.4246
Highest		23.37	0.2173	26.27	0.4236
Limit	EIRP < 2W	Result		PASS	

Channel	Mode	Conducted		EIRP	
		Power (dBm)	Power (Watts)	EIRP(dBm)	EIRP(W)
Lowest	WCDMA Band IV RMC 12.2Kbps (GT - LC = 2.9 dB)	23.00	0.1995	25.90	0.3890
Middle		23.17	0.2075	26.07	0.4046
Highest		23.00	0.1995	25.90	0.3890
Limit	EIRP < 1W	Result		PASS	



Radiated Spurious Emission

Part22H GPRS850

GPRS 850									
Channel	Frequency (MHz)	ERP (dBm)	Limit (dBm)	Over Limit (dB)	SPA Reading (dBm)	S.G. Power (dBm)	TX Cable loss (dB)	TX Antenna Gain (dBi)	Polarization (H/V)
Lowest	1648	-62.77	-13	-49.77	-75.29	-68.16	1.23	8.76	H
	2472	-60.43	-13	-47.43	-75.76	-67.32	1.44	10.48	H
	3296	-59.55	-13	-46.55	-76.62	-67.49	1.70	11.79	H
									H
	1648	-64.90	-13	-51.90	-75.13	-70.29	1.23	8.76	V
	2472	-60.75	-13	-47.75	-75.47	-67.64	1.44	10.48	V
	3296	-59.95	-13	-46.95	-76.57	-67.89	1.70	11.79	V
									V
Middle	1672	-62.03	-13	-49.03	-74.79	-67.50	1.24	8.85	H
	2512	-60.42	-13	-47.42	-75.57	-67.34	1.44	10.51	H
	3345	-58.97	-13	-45.97	-75.91	-67.01	1.74	11.94	H
									H
	1672	-64.68	-13	-51.68	-75.02	-70.15	1.24	8.85	V
	2512	-60.44	-13	-47.44	-75.14	-67.36	1.44	10.51	V
	3345	-59.66	-13	-46.66	-76.14	-67.70	1.74	11.94	V
									V
Highest	1696	-62.54	-13	-49.54	-75.74	-68.09	1.24	8.94	H
	2544	-61.21	-13	-48.21	-76.24	-68.15	1.44	10.54	H
	3392	-59.67	-13	-46.67	-76.4	-67.81	1.78	12.08	H
									H
	1696	-65.04	-13	-52.04	-75.58	-70.59	1.24	8.94	V
	2544	-61.33	-13	-48.33	-76.02	-68.27	1.44	10.54	V
	3392	-59.71	-13	-46.71	-75.98	-67.85	1.78	12.08	V
									V

Remark: Spurious emissions within 30-1000MHz were found more than 20dB below limit line.



Part22H WCDMA850

WCDMA 850									
Channel	Frequency (MHz)	ERP (dBm)	Limit (dBm)	Over Limit (dB)	SPA Reading (dBm)	S.G. Power (dBm)	TX Cable loss (dB)	TX Antenna Gain (dBi)	Polarization (H/V)
Lowest	1648	-57.36	-13	-44.36	-69.88	-62.75	1.23	8.76	H
	2480	-60.97	-13	-47.97	-76.3	-67.87	1.44	10.48	H
	3304	-59.72	-13	-46.72	-76.79	-67.67	1.71	11.81	H
									H
	1648	-57.95	-13	-44.95	-68.18	-63.34	1.23	8.76	V
	2480	-61.47	-13	-48.47	-76.19	-68.37	1.44	10.48	V
	3304	-59.79	-13	-46.79	-76.41	-67.74	1.71	11.81	V
									V
Middle	1672	-58.27	-13	-45.27	-71.03	-63.74	1.24	8.85	H
	2509	-60.57	-13	-47.57	-75.72	-67.49	1.44	10.51	H
	3344	-59.21	-13	-46.21	-76.15	-67.25	1.74	11.93	H
									H
	1672	-59.98	-13	-46.98	-70.32	-65.45	1.24	8.85	V
	2509	-61.37	-13	-48.37	-76.07	-68.29	1.44	10.51	V
	3344	-59.88	-13	-46.88	-76.36	-67.92	1.74	11.93	V
									V
Highest	1688	-61.42	-13	-48.42	-74.41	-66.94	1.24	8.91	H
	2536	-59.01	-13	-46.01	-74.1	-65.95	1.44	10.53	H
	3384	-59.91	-13	-46.91	-76.64	-68.04	1.77	12.05	H
									H
	1696	-64.41	-13	-51.41	-74.86	-69.96	1.24	8.94	V
	2540	-61.20	-13	-48.20	-75.89	-68.14	1.44	10.53	V
	3386	-60.60	-13	-47.60	-76.87	-68.73	1.78	12.06	V
									V

Remark: Spurious emissions within 30-1000MHz were found more than 20dB below limit line.



Part24H GPRS1900

GPRS 1900									
Channel	Frequency (MHz)	EIRP (dBm)	Limit (dBm)	Over Limit (dB)	SPA Reading (dBm)	S.G. Power (dBm)	TX Cable loss (dB)	TX Antenna Gain (dBi)	Polarization (H/V)
Lowest	3700	-56.36	-13	-43.36	-74.22	-66.67	1.97	12.28	H
	5548	-55.69	-13	-42.69	-76.98	-65.81	2.14	12.27	H
	7403	-51.76	-13	-38.76	-76.52	-59.76	2.17	10.17	H
									H
	3700	-59.39	-13	-46.39	-76.65	-69.70	1.97	12.28	V
	5548	-55.78	-13	-42.78	-77.31	-65.90	2.14	12.27	V
	7403	-52.61	-13	-39.61	-76.43	-60.61	2.17	10.17	V
									V
Middle	3763	-56.93	-13	-43.93	-74.59	-67.17	2.01	12.24	H
	5639	-55.27	-13	-42.27	-76.44	-65.54	2.12	12.39	H
	7522	-50.01	-13	-37.01	-75.5	-57.97	2.11	10.08	H
									H
	3763	-58.91	-13	-45.91	-76.07	-69.15	2.01	12.24	V
	5639	-55.37	-13	-42.37	-76.73	-65.64	2.12	12.39	V
	7522	-51.36	-13	-38.36	-76.09	-59.32	2.11	10.08	V
									V
Highest	3819	-58.78	-13	-45.78	-76.4	-68.95	2.04	12.21	H
	5730	-55.70	-13	-42.70	-76.92	-66.12	2.10	12.52	H
	7641	-51.11	-13	-38.11	-76.32	-59.50	2.11	10.51	H
									H
	3819	-59.27	-13	-46.27	-76.45	-69.44	2.04	12.21	V
	5730	-55.54	-13	-42.54	-76.89	-65.96	2.10	12.52	V
	7641	-51.66	-13	-38.66	-76.45	-60.05	2.11	10.51	V
									V

Remark: Spurious emissions within 30-1000MHz were found more than 20dB below limit line.



Part24H WCDMA1900

WCDMA 1900									
Channel	Frequency (MHz)	EIRP (dBm)	Limit (dBm)	Over Limit (dB)	SPA Reading (dBm)	S.G. Power (dBm)	TX Cable loss (dB)	TX Antenna Gain (dBi)	Polarization (H/V)
Lowest	3707	-59.11	-13	-46.11	-76.91	-69.41	1.98	12.28	H
	5555	-55.32	-13	-42.32	-76.6	-65.45	2.14	12.28	H
	7410	-52.23	-13	-39.23	-77.13	-60.22	2.17	10.16	H
									H
	3707	-59.90	-13	-46.90	-77.13	-70.20	1.98	12.28	V
	5555	-54.63	-13	-41.63	-76.15	-64.76	2.14	12.28	V
	7410	-52.67	-13	-39.67	-76.65	-60.66	2.17	10.16	V
									V
Middle	3763	-59.25	-13	-46.25	-76.91	-69.49	2.01	12.24	H
	5639	-55.49	-13	-42.49	-76.66	-65.76	2.12	12.39	H
	7522	-51.15	-13	-38.15	-76.64	-59.11	2.11	10.08	H
									H
	3763	-59.44	-13	-46.44	-76.6	-69.68	2.01	12.24	V
	5639	-55.36	-13	-42.36	-76.72	-65.63	2.12	12.39	V
	7522	-52.24	-13	-39.24	-76.97	-60.20	2.11	10.08	V
									V
Highest	3815	-59.18	-13	-46.18	-76.73	-69.36	2.03	12.21	H
	5723	-52.00	-13	-39.00	-73.22	-62.41	2.10	12.51	H
	7627	-51.50	-13	-38.50	-76.73	-59.84	2.11	10.46	H
									H
	3815	-59.62	-13	-46.62	-76.73	-69.80	2.03	12.21	V
	5723	-52.45	-13	-39.45	-73.8	-62.86	2.10	12.51	V
	7627	-51.51	-13	-38.51	-76.32	-59.85	2.11	10.46	V
									V

Remark: Spurious emissions within 30-1000MHz were found more than 20dB below limit line.



Part27L WCDMA1700

WCDMA 1700									
Channel	Frequency (MHz)	EIRP (dBm)	Limit (dBm)	Over Limit (dB)	SPA Reading (dBm)	S.G. Power (dBm)	TX Cable loss (dB)	TX Antenna Gain (dBi)	Polarization (H/V)
Lowest	3427	-59.90	-13	-46.90	-76.74	-70.27	1.81	12.18	H
	5135	-55.36	-13	-42.36	-75.98	-65.18	2.30	12.13	H
	6850	-53.85	-13	-40.85	-77.28	-62.53	2.37	11.05	H
									H
	3427	-60.32	-13	-47.32	-76.69	-70.69	1.81	12.18	V
	5135	-56.20	-13	-43.20	-76.76	-66.02	2.30	12.13	V
	6850	-54.65	-13	-41.65	-77.36	-63.33	2.37	11.05	V
									V
Middle	3462	-59.08	-13	-46.08	-76.27	-69.53	1.84	12.29	H
	5198	-55.82	-13	-42.82	-76.48	-65.68	2.28	12.14	H
	6927	-53.22	-13	-40.22	-77.04	-61.80	2.40	10.97	H
									H
	3462	-59.53	-13	-46.53	-76.26	-69.98	1.84	12.29	V
	5198	-56.50	-13	-43.50	-77.05	-66.36	2.28	12.14	V
	6927	-54.02	-13	-41.02	-76.93	-62.60	2.40	10.97	V
									V
Highest	3504	-59.36	-13	-46.36	-76.89	-69.89	1.87	12.40	H
	5257	-56.98	-13	-43.98	-77.73	-66.88	2.25	12.15	H
	7010	-52.72	-13	-39.72	-76.9	-61.19	2.41	10.88	H
									H
	3504	-59.76	-13	-46.76	-76.83	-70.29	1.87	12.40	V
	5257	-56.79	-13	-43.79	-77.54	-66.69	2.25	12.15	V
	7010	-53.87	-13	-40.87	-76.96	-62.34	2.41	10.88	V
									V

Remark: Spurious emissions within 30-1000MHz were found more than 20dB below limit line.