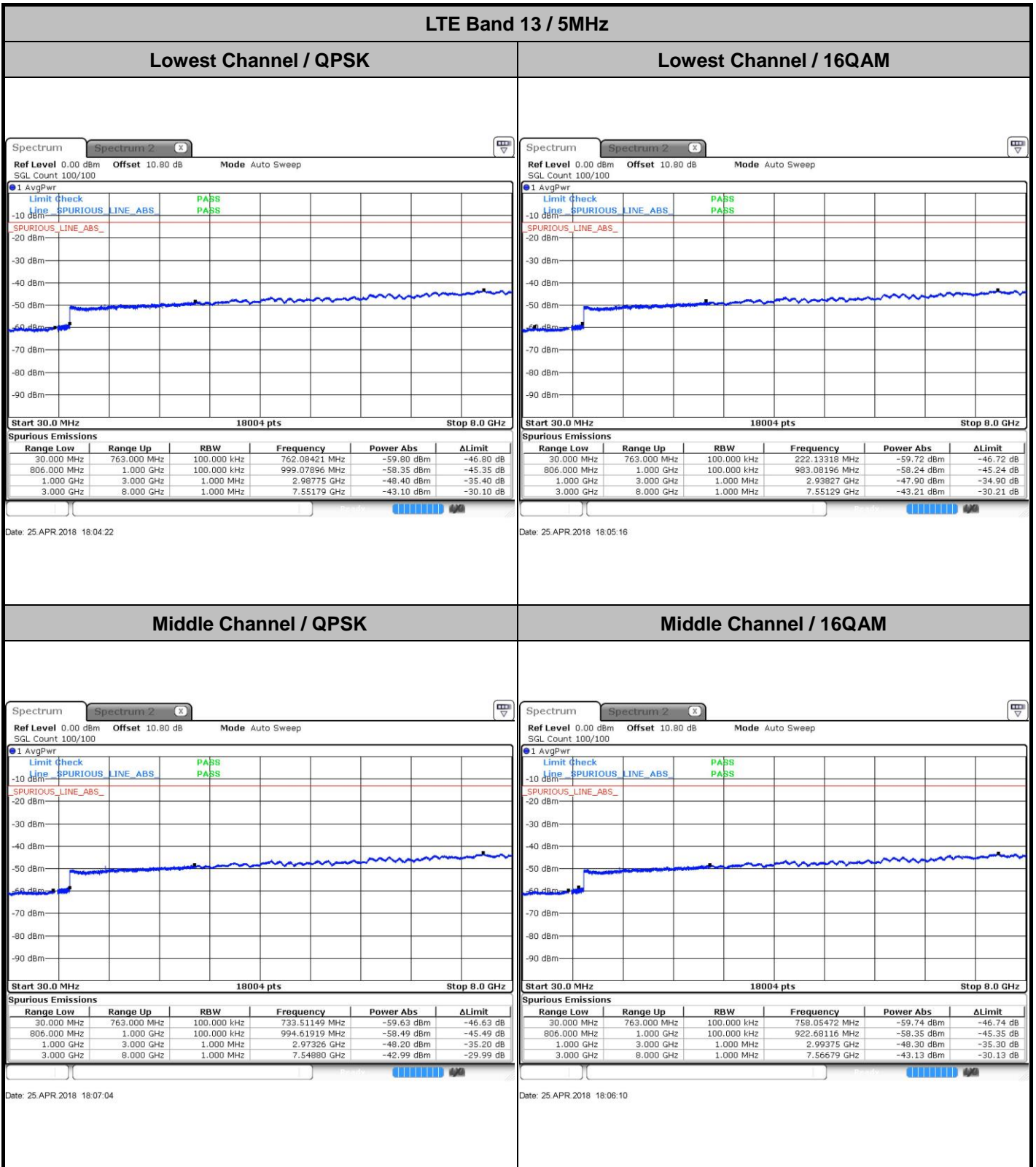




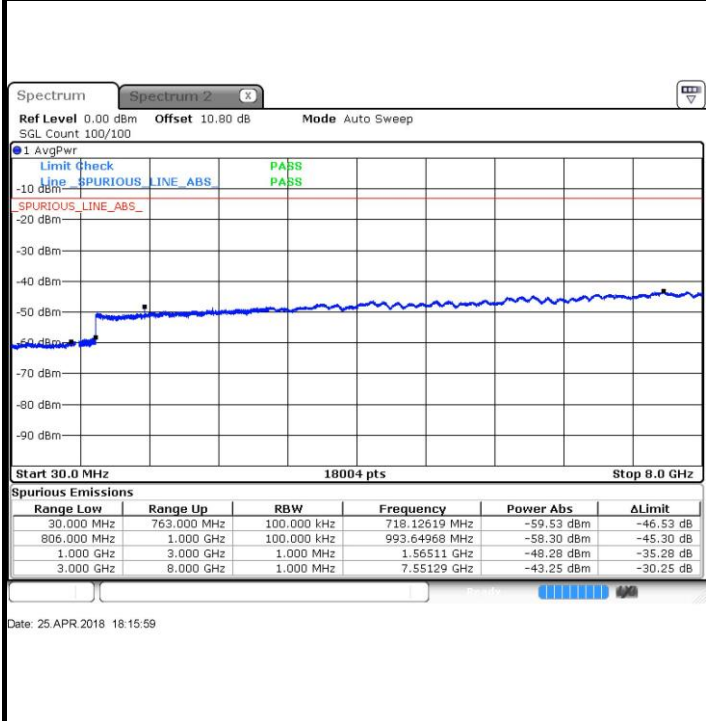
Conducted Spurious Emission





LTE Band 13 / 5MHz

Highest Channel / QPSK

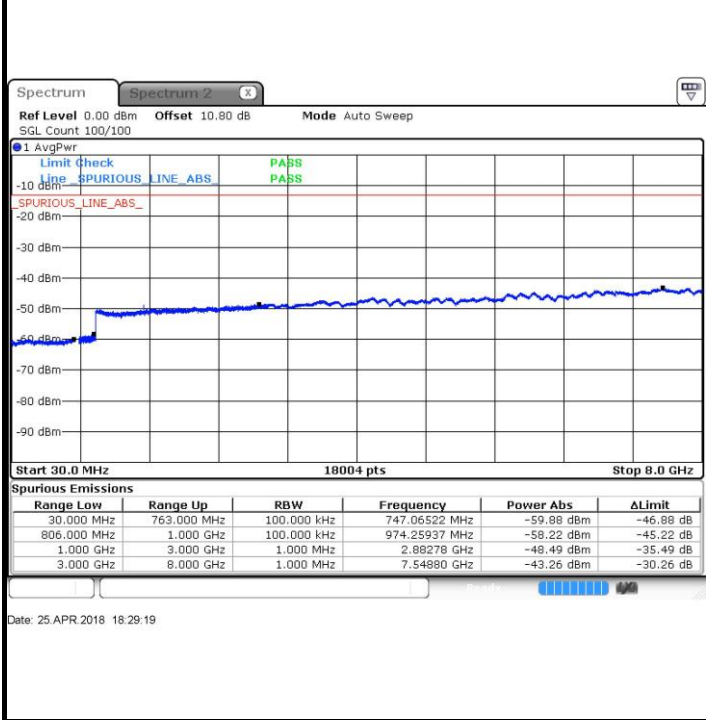


Highest Channel / 16QAM



LTE Band 13 / 10MHz

Middle Channel / QPSK



Middle Channel / 16QAM





Frequency Stability

Test Conditions		LTE Band 13 (QPSK) / Middle Channel	Limit
Temperature (°C)	Voltage (Volt)	BW 10MHz	Note 2.
		Deviation (ppm)	Result
50	Normal Voltage	0.0018	PASS
40	Normal Voltage	0.0014	
30	Normal Voltage	0.0031	
20(Ref.)	Normal Voltage	0.0000	
10	Normal Voltage	0.0026	
0	Normal Voltage	0.0019	
-10	Normal Voltage	0.0012	
-20	Normal Voltage	0.0033	
-30	Normal Voltage	0.0074	
20	Maximum Voltage	0.0079	
20	Normal Voltage	0.0000	
20	Battery End Point	0.0069	

Note:

1. Normal Voltage =12 V. ; Battery End Point (BEP) =11.4 V. ; Maximum Voltage =12.60 V.
2. Note: The frequency fundamental emissions stay within the authorized frequency block.



Appendix B. Test Results of ERP/EIRP and Radiated Test

ERP/EIRP

LTE Band 2 / 1.4MHz (Average) (GT - LC = 2.72 dB)							
Channel	Mode	RB		Conducted		EIRP	
		Size	Offset	Power (dBm)	Power (Watts)	EIRP(dBm)	EIRP(W)
Lowest	QPSK	1	0	22.89	0.1945	25.61	0.3639
Middle		1	0	22.96	0.1977	25.68	0.3698
Highest		1	0	22.78	0.1897	25.50	0.3548
Lowest	16QAM	1	3	22.23	0.1671	24.95	0.3126
Middle		1	3	22.26	0.1683	24.98	0.3148
Highest		1	3	22.10	0.1622	24.82	0.3034
Limit	EIRP < 2W			Result		PASS	

LTE Band 2 / 3MHz (Average) (GT - LC = 2.72 dB)							
Channel	Mode	RB		Conducted		EIRP	
		Size	Offset	Power (dBm)	Power (Watts)	EIRP(dBm)	EIRP(W)
Lowest	QPSK	1	0	23.10	0.2042	25.82	0.3819
Middle		1	0	23.14	0.2061	25.86	0.3855
Highest		1	0	22.96	0.1977	25.68	0.3698
Lowest	16QAM	1	8	22.36	0.1722	25.08	0.3221
Middle		1	8	22.40	0.1738	25.12	0.3251
Highest		1	8	22.27	0.1687	24.99	0.3155
Limit	EIRP < 2W			Result		PASS	

LTE Band 2 / 5MHz (Average) (GT - LC = 2.72 dB)							
Channel	Mode	RB		Conducted		EIRP	
		Size	Offset	Power (dBm)	Power (Watts)	EIRP(dBm)	EIRP(W)
Lowest	QPSK	1	0	23.16	0.2070	25.88	0.3873
Middle		1	0	23.29	0.2133	26.01	0.3990
Highest		1	0	23.54	0.2259	26.26	0.4227
Lowest	16QAM	1	0	22.39	0.1734	25.11	0.3243
Middle		1	0	22.56	0.1803	25.28	0.3373
Highest		1	0	22.84	0.1923	25.56	0.3597
Limit	EIRP < 2W			Result		PASS	



LTE Band 2 / 10MHz (Average) (GT - LC = 2.72 dB)							
Channel	Mode	RB		Conducted		EIRP	
		Size	Offset	Power (dBm)	Power (Watts)	EIRP(dBm)	EIRP(W)
Lowest	QPSK	1	25	23.10	0.2042	25.82	0.3819
Middle		1	25	23.28	0.2128	26.00	0.3981
Highest		1	25	23.75	0.2371	26.47	0.4436
Lowest	16QAM	1	0	22.62	0.1828	25.34	0.3420
Middle		1	0	22.76	0.1888	25.48	0.3532
Highest		1	0	22.96	0.1977	25.68	0.3698
Limit	EIRP < 2W			Result		PASS	

LTE Band 2 / 15MHz (Average) (GT - LC = 2.72 dB)							
Channel	Mode	RB		Conducted		EIRP	
		Size	Offset	Power (dBm)	Power (Watts)	EIRP(dBm)	EIRP(W)
Lowest	QPSK	1	0	23.92	0.2466	26.64	0.4613
Middle		1	0	23.82	0.2410	26.54	0.4508
Highest		1	0	23.82	0.2410	26.54	0.4508
Lowest	16QAM	1	0	23.08	0.2032	25.80	0.3802
Middle		1	0	23.10	0.2042	25.82	0.3819
Highest		1	0	23.06	0.2023	25.78	0.3784
Limit	EIRP < 2W			Result		PASS	

LTE Band 2 / 20MHz (Average) (GT - LC = 2.72 dB)							
Channel	Mode	RB		Conducted		EIRP	
		Size	Offset	Power (dBm)	Power (Watts)	EIRP(dBm)	EIRP(W)
Lowest	QPSK	1	0	24.19	0.2624	26.91	0.4909
Middle		1	0	24.18	0.2618	26.90	0.4898
Highest		1	0	24.47	0.2799	27.19	0.5236
Lowest	16QAM	1	0	23.49	0.2234	26.21	0.4178
Middle		1	0	23.46	0.2218	26.18	0.4150
Highest		1	0	23.50	0.2239	26.22	0.4188
Limit	EIRP < 2W			Result		PASS	



LTE Band 4 / 1.4MHz (Average) (GT - LC = 2.72 dB)							
Channel	Mode	RB		Conducted		EIRP	
		Size	Offset	Power (dBm)	Power (Watts)	EIRP(dBm)	EIRP(W)
Lowest	QPSK	1	0	23.22	0.2099	25.94	0.3926
Middle		1	0	23.23	0.2104	25.95	0.3936
Highest		1	0	23.43	0.2203	26.15	0.4121
Lowest	16QAM	1	0	22.45	0.1758	25.17	0.3289
Middle		1	0	22.52	0.1786	25.24	0.3342
Highest		1	0	22.63	0.1832	25.35	0.3428
Limit	EIRP < 1W			Result		PASS	

LTE Band 4 / 3MHz (Average) (GT - LC = 2.72 dB)							
Channel	Mode	RB		Conducted		EIRP	
		Size	Offset	Power (dBm)	Power (Watts)	EIRP(dBm)	EIRP(W)
Lowest	QPSK	1	0	23.16	0.2070	25.88	0.3873
Middle		1	0	23.30	0.2138	26.02	0.3999
Highest		1	0	23.33	0.2153	26.05	0.4027
Lowest	16QAM	1	0	22.39	0.1734	25.11	0.3243
Middle		1	0	22.50	0.1778	25.22	0.3327
Highest		1	0	22.57	0.1807	25.29	0.3381
Limit	EIRP < 1W			Result		PASS	

LTE Band 4 / 5MHz (Average) (GT - LC = 2.72 dB)							
Channel	Mode	RB		Conducted		EIRP	
		Size	Offset	Power (dBm)	Power (Watts)	EIRP(dBm)	EIRP(W)
Lowest	QPSK	1	0	23.23	0.2104	25.95	0.3936
Middle		1	0	23.36	0.2168	26.08	0.4055
Highest		1	0	23.40	0.2188	26.12	0.4093
Lowest	16QAM	1	12	22.51	0.1782	25.23	0.3334
Middle		1	12	22.55	0.1799	25.27	0.3365
Highest		1	12	22.72	0.1871	25.44	0.3499
Limit	EIRP < 1W			Result		PASS	



LTE Band 4 / 10MHz (Average) (GT - LC = 2.72 dB)							
Channel	Mode	RB		Conducted		EIRP	
		Size	Offset	Power (dBm)	Power (Watts)	EIRP(dBm)	EIRP(W)
Lowest	QPSK	1	0	23.46	0.2218	26.18	0.4150
Middle		1	0	23.62	0.2301	26.34	0.4305
Highest		1	0	23.66	0.2323	26.38	0.4345
Lowest	16QAM	1	0	22.78	0.1897	25.50	0.3548
Middle		1	0	22.93	0.1963	25.65	0.3673
Highest		1	0	22.97	0.1982	25.69	0.3707
Limit	EIRP < 1W			Result		PASS	

LTE Band 4 / 15MHz (Average) (GT - LC = 2.72 dB)							
Channel	Mode	RB		Conducted		EIRP	
		Size	Offset	Power (dBm)	Power (Watts)	EIRP(dBm)	EIRP(W)
Lowest	QPSK	1	0	24.06	0.2547	26.78	0.4764
Middle		1	0	24.25	0.2661	26.97	0.4977
Highest		1	0	24.11	0.2576	26.83	0.4819
Lowest	16QAM	1	0	23.26	0.2118	25.98	0.3963
Middle		1	0	23.45	0.2213	26.17	0.4140
Highest		1	0	23.28	0.2128	26.00	0.3981
Limit	EIRP < 1W			Result		PASS	

LTE Band 4 / 20MHz (Average) (GT - LC = 2.72 dB)							
Channel	Mode	RB		Conducted		EIRP	
		Size	Offset	Power (dBm)	Power (Watts)	EIRP(dBm)	EIRP(W)
Lowest	QPSK	1	0	24.32	0.2704	27.04	0.5058
Middle		1	0	24.50	0.2818	27.22	0.5272
Highest		1	0	24.44	0.2780	27.16	0.5200
Lowest	16QAM	1	0	23.50	0.2239	26.22	0.4188
Middle		1	0	23.46	0.2218	26.18	0.4150
Highest		1	0	23.44	0.2208	26.16	0.4130
Limit	EIRP < 1W			Result		PASS	



LTE Band 5 / 1.4MHz (Average) (GT - LC = 1.25 dB)							
Channel	Mode	RB		Conducted		ERP	
		Size	Offset	Power (dBm)	Power (Watts)	ERP(dBm)	ERP(W)
Lowest	QPSK	1	0	23.23	0.2104	22.33	0.1710
Middle		1	0	23.17	0.2075	22.27	0.1687
Highest		1	0	23.39	0.2183	22.49	0.1774
Lowest	16QAM	1	5	22.60	0.1820	21.70	0.1479
Middle		1	5	22.40	0.1738	21.50	0.1413
Highest		1	5	22.72	0.1871	21.82	0.1521
Limit	ERP < 7W			Result		PASS	

LTE Band 5 / 3MHz (Average) (GT - LC = 1.25 dB)							
Channel	Mode	RB		Conducted		ERP	
		Size	Offset	Power (dBm)	Power (Watts)	ERP(dBm)	ERP(W)
Lowest	QPSK	1	8	23.20	0.2089	22.30	0.1698
Middle		1	8	23.05	0.2018	22.15	0.1641
Highest		1	8	23.32	0.2148	22.42	0.1746
Lowest	16QAM	1	8	22.47	0.1766	21.57	0.1435
Middle		1	8	22.36	0.1722	21.46	0.1400
Highest		1	8	22.63	0.1832	21.73	0.1489
Limit	ERP < 7W			Result		PASS	

LTE Band 5 / 5MHz (Average) (GT - LC = 1.25 dB)							
Channel	Mode	RB		Conducted		ERP	
		Size	Offset	Power (dBm)	Power (Watts)	ERP(dBm)	ERP(W)
Lowest	QPSK	1	12	23.20	0.2089	22.30	0.1698
Middle		1	12	23.05	0.2018	22.15	0.1641
Highest		1	12	23.36	0.2168	22.46	0.1762
Lowest	16QAM	1	12	22.64	0.1837	21.74	0.1493
Middle		1	12	22.46	0.1762	21.56	0.1432
Highest		1	12	22.72	0.1871	21.82	0.1521
Limit	ERP < 7W			Result		PASS	



LTE Band 5 / 10MHz (Average) (GT - LC = 1.25 dB)							
Channel	Mode	RB		Conducted		ERP	
		Size	Offset	Power (dBm)	Power (Watts)	ERP(dBm)	ERP(W)
Lowest	QPSK	1	25	23.29	0.2133	22.39	0.1734
Middle		1	25	23.25	0.2113	22.35	0.1718
Highest		1	25	23.49	0.2234	22.59	0.1816
Lowest	16QAM	1	0	22.53	0.1791	21.63	0.1455
Middle		1	0	22.45	0.1758	21.55	0.1429
Highest		1	0	22.69	0.1858	21.79	0.1510
Limit	ERP < 7W			Result		PASS	



LTE Band 12 / 1.4MHz (Average) (GT - LC = 0.56 dB)							
Channel	Mode	RB		Conducted		ERP	
		Size	Offset	Power (dBm)	Power (Watts)	ERP(dBm)	ERP(W)
Lowest	QPSK	1	3	22.92	0.1959	21.33	0.1358
Middle		1	3	23.15	0.2065	21.56	0.1432
Highest		1	3	22.92	0.1959	21.33	0.1358
Lowest	16QAM	1	0	22.16	0.1644	20.57	0.1140
Middle		1	0	22.33	0.1710	20.74	0.1186
Highest		1	0	21.96	0.1570	20.37	0.1089
Limit	ERP < 3W			Result		PASS	

LTE Band 12 / 3MHz (Average) (GT - LC = 0.56 dB)							
Channel	Mode	RB		Conducted		ERP	
		Size	Offset	Power (dBm)	Power (Watts)	ERP(dBm)	ERP(W)
Lowest	QPSK	1	14	23.12	0.2051	21.53	0.1422
Middle		1	14	23.15	0.2065	21.56	0.1432
Highest		1	14	22.90	0.1950	21.31	0.1352
Lowest	16QAM	1	8	22.30	0.1698	20.71	0.1178
Middle		1	8	22.50	0.1778	20.91	0.1233
Highest		1	8	22.31	0.1702	20.72	0.1180
Limit	ERP < 3W			Result		PASS	

LTE Band 12 / 5MHz (Average) (GT - LC = 0.56 dB)							
Channel	Mode	RB		Conducted		ERP	
		Size	Offset	Power (dBm)	Power (Watts)	ERP(dBm)	ERP(W)
Lowest	QPSK	1	24	23.27	0.2123	21.68	0.1472
Middle		1	24	23.07	0.2028	21.48	0.1406
Highest		1	24	22.93	0.1963	21.34	0.1361
Lowest	16QAM	1	24	22.59	0.1816	21.00	0.1259
Middle		1	24	22.40	0.1738	20.81	0.1205
Highest		1	24	22.34	0.1714	20.75	0.1189
Limit	ERP < 3W			Result		PASS	



LTE Band 12 / 10MHz (Average) (GT - LC = 0.56 dB)							
Channel	Mode	RB		Conducted		ERP	
		Size	Offset	Power (dBm)	Power (Watts)	ERP(dBm)	ERP(W)
Lowest	QPSK	1	25	23.30	0.2138	21.71	0.1483
Middle		1	25	23.43	0.2203	21.84	0.1528
Highest		1	25	23.30	0.2138	21.71	0.1483
Lowest	16QAM	1	25	22.45	0.1758	20.86	0.1219
Middle		1	25	22.52	0.1786	20.93	0.1239
Highest		1	25	22.51	0.1782	20.92	0.1236
Limit	ERP < 3W			Result		PASS	



LTE Band 13 / 5MHz (Average) (GT - LC = 0.56 dB)							
Channel	Mode	RB		Conducted		ERP	
		Size	Offset	Power (dBm)	Power (Watts)	ERP(dBm)	ERP(W)
Lowest	QPSK	1	0	21.64	0.1459	20.05	0.1012
Middle		1	0	21.58	0.1439	19.99	0.0998
Highest		1	0	21.28	0.1343	19.69	0.0931
Lowest	16QAM	1	0	20.92	0.1236	19.33	0.0857
Middle		1	0	20.88	0.1225	19.29	0.0849
Highest		1	0	20.53	0.1130	18.94	0.0783
Limit	ERP < 3W			Result		PASS	

LTE Band 13 / 10MHz (Average) (GT - LC = 0.56 dB)							
Channel	Mode	RB		Conducted		ERP	
		Size	Offset	Power (dBm)	Power (Watts)	ERP(dBm)	ERP(W)
Lowest	QPSK	-	-	-	-	-	-
Middle		1	0	21.86	0.1535	20.27	0.1064
Highest		-	-	-	-	-	-
Lowest	16QAM	-	-	-	-	-	-
Middle		1	0	21.15	0.1303	19.56	0.0904
Highest		-	-	-	-	-	-
Limit	ERP < 3W			Result		PASS	



Radiated Spurious Emission

Part 24E LTE Band 2

LTE Band 2 / 20MHz / QPSK									
Channel	Frequency (MHz)	EIRP (dBm)	Limit (dBm)	Over Limit (dB)	SPA Reading (dBm)	S.G. Power (dBm)	TX Cable loss (dB)	TX Antenna Gain (dBi)	Polarization (H/V)
Lowest	3700	-59.36	-13	-46.36	-77.22	-69.67	1.97	12.28	H
	5555	-52.47	-13	-39.47	-73.75	-62.60	2.14	12.28	H
	7404	-51.67	-13	-38.67	-76.43	-59.67	2.17	10.17	H
									H
									H
									H
	3700	-59.81	-13	-46.81	-77.07	-70.12	1.97	12.28	V
	5555	-52.01	-13	-39.01	-73.53	-62.14	2.14	12.28	V
	7404	-52.58	-13	-39.58	-76.4	-60.58	2.17	10.17	V
									V
									V
									V
Middle	3742	-58.92	-13	-45.92	-46.92	-69.18	2.00	12.25	H
	5611	-51.57	-13	-38.57	-39.57	-61.80	2.13	12.36	H
	7487	-51.36	-13	-38.36	-39.36	-59.26	2.12	10.02	H
									H
									H
									H
	3742	-59.69	-13	-46.69	-76.88	-69.95	2.00	12.25	V
	5611	-53.04	-13	-40.04	-74.4	-63.27	2.13	12.36	V
	7487	-52.27	-13	-39.27	-76.93	-60.17	2.12	10.02	V
									V
									V
									V



Highest	3782	-58.80	-13	-45.80	-76.4	-69.01	2.02	12.23	H
	5674	-51.01	-13	-38.01	-72.21	-61.34	2.11	12.44	H
	7564	-51.28	-13	-38.28	-76.67	-59.40	2.11	10.23	H
									H
									H
									H
									H
	3782	-59.75	-13	-46.75	-76.89	-69.96	2.02	12.23	V
	5674	-51.86	-13	-38.86	-73.22	-62.19	2.11	12.44	V
	7564	-51.89	-13	-38.89	-76.7	-60.01	2.11	10.23	V
									V
									V
									V
									V

Remark: Spurious emissions within 30-1000MHz were found more than 20dB below limit line.



Part 27L LTE Band 4

LTE Band 4 / 20MHz / QPSK									
Channel	Frequency (MHz)	EIRP (dBm)	Limit (dBm)	Over Limit (dB)	SPA Reading (dBm)	S.G. Power (dBm)	TX Cable loss (dB)	TX Antenna Gain (dBi)	Polarization (H/V)
Lowest	3420	-58.43	-13	-45.43	-75.27	-68.79	1.80	12.16	H
	5135	-47.46	-13	-34.46	-68.08	-57.28	2.30	12.13	H
	6844	-53.80	-13	-40.80	-77.13	-62.49	2.37	11.06	H
									H
									H
									H
									H
	3420	-60.40	-13	-47.40	-76.77	-70.76	1.80	12.16	V
	5135	-46.30	-13	-33.30	-66.86	-56.12	2.30	12.13	V
	6844	-54.67	-13	-41.67	-77.32	-63.36	2.37	11.06	V
									V
									V
									V
									V
Middle	3448	-55.21	-13	-42.21	-72.22	-65.63	1.83	12.24	H
	5170	-48.64	-13	-35.64	-69.28	-58.48	2.29	12.13	H
	6894	-53.50	-13	-40.50	-77.12	-62.12	2.38	11.01	H
									H
									H
									H
									H
	3448	-58.82	-13	-45.82	-75.36	-69.24	1.83	12.24	V
	5170	-48.39	-13	-35.39	-68.95	-58.23	2.29	12.13	V
	6894	-54.39	-13	-41.39	-77.19	-63.01	2.38	11.01	V
									V
									V
									V
									V



Highest	3476	-55.92	-13	-42.92	-73.28	-66.40	1.85	12.33	H
	5212	-47.23	-13	-34.23	-67.89	-57.10	2.27	12.14	H
	6948	-53.01	-13	-40.01	-76.92	-61.56	2.40	10.95	H
									H
									H
									H
									H
	3476	-58.91	-13	-45.91	-75.81	-69.39	1.85	12.33	V
	5212	-46.95	-13	-33.95	-67.5	-56.82	2.27	12.14	V
	6948	-53.97	-13	-40.97	-76.92	-62.52	2.40	10.95	V
									V
									V
									V
									V

Remark: Spurious emissions within 30-1000MHz were found more than 20dB below limit line.



Part 22H LTE Band 5

LTE Band 5 / 10MHz / QPSK									
Channel	Frequency (MHz)	EIRP (dBm)	Limit (dBm)	Over Limit (dB)	SPA Reading (dBm)	S.G. Power (dBm)	TX Cable loss (dB)	TX Antenna Gain (dBi)	Polarization (H/V)
Lowest	1656	-59.00	-13	-46.00	-71.55	-64.41	1.23	8.79	H
	2488	-58.34	-13	-45.34	-73.54	-65.24	1.44	10.49	H
	3320	-58.20	-13	-45.20	-75.21	-66.19	1.72	11.86	H
									H
									H
									H
									H
	1656	-60.95	-13	-47.95	-71.21	-66.36	1.23	8.79	V
	2488	-61.32	-13	-48.32	-76.01	-68.22	1.44	10.49	V
	3320	-59.88	-13	-46.88	-76.44	-67.87	1.72	11.86	V
									V
									V
									V
									V
Middle	1672	-55.77	-13	-42.77	-68.53	-61.24	1.24	8.85	H
	2512	-56.70	-13	-43.70	-71.85	-63.62	1.44	10.51	H
	3344	-56.04	-13	-43.04	-72.98	-64.08	1.74	11.93	H
									H
									H
									H
									H
	1672	-58.58	-13	-45.58	-68.92	-64.05	1.24	8.85	V
	2512	-60.00	-13	-47.00	-74.7	-66.92	1.44	10.51	V
	3344	-58.66	-13	-45.66	-75.14	-66.70	1.74	11.93	V
									V
									V
									V
									V



Highest	1688	-56.30	-13	-43.30	-69.29	-61.82	1.24	8.91	H
	2536	-53.89	-13	-40.89	-68.98	-60.83	1.44	10.53	H
	3376	-57.13	-13	-44.13	-73.93	-65.24	1.77	12.03	H
									H
									H
									H
									H
	1688	-58.70	-13	-45.70	-69.15	-64.22	1.24	8.91	V
	2536	-56.01	-13	-43.01	-70.7	-62.95	1.44	10.53	V
	3376	-59.50	-13	-46.50	-75.84	-67.61	1.77	12.03	V
									V
									V
									V
									V

Remark: Spurious emissions within 30-1000MHz were found more than 20dB below limit line.



Part 27H LTE Band 12

LTE Band 12 / 10MHz / QPSK									
Channel	Frequency (MHz)	EIRP (dBm)	Limit (dBm)	Over Limit (dB)	SPA Reading (dBm)	S.G. Power (dBm)	TX Cable loss (dB)	TX Antenna Gain (dBi)	Polarization (H/V)
Lowest	1408	-63.56	-13	-50.56	-74.79	-68.04	1.15	7.78	H
	2112	-61.17	-13	-48.17	-76.52	-67.83	1.38	10.19	H
	2816	-60.65	-13	-47.65	-76.66	-67.80	1.45	10.75	H
									H
									H
									H
									H
	1408	-64.36	-13	-51.36	-74.80	-68.84	1.15	7.78	V
	2112	-61.95	-13	-48.95	-76.57	-68.61	1.38	10.19	V
	2816	-61.11	-13	-48.11	-76.68	-68.26	1.45	10.75	V
									V
									V
									V
									V
Middle	1416	-63.82	-13	-50.82	-75.05	-68.33	1.15	7.81	H
	2123	-60.75	-13	-47.75	-76.1	-67.42	1.38	10.20	H
	2830	-60.63	-13	-47.63	-76.72	-67.79	1.45	10.76	H
									H
									H
									H
									H
	1416	-64.34	-13	-51.34	-74.78	-68.85	1.15	7.81	V
	2123	-61.16	-13	-48.16	-75.78	-67.83	1.38	10.20	V
	2830	-61.27	-13	-48.27	-76.85	-68.43	1.45	10.76	V
									V
									V
									V
									V



Highest	1424	-63.27	-13	-50.27	-74.62	-67.82	1.15	7.85	H
	2136	-60.45	-13	-47.45	-76.32	-67.13	1.38	10.21	H
	2840	-60.46	-13	-47.46	-76.55	-67.63	1.45	10.77	H
									H
									H
									H
									H
	1424	-64.28	-13	-51.28	-75.13	-68.83	1.15	7.85	V
	2136	-61.41	-13	-48.41	-76.36	-68.09	1.38	10.21	V
	2840	-61.11	-13	-48.11	-76.69	-68.28	1.45	10.77	V
									V
									V
									V
									V

Remark: Spurious emissions within 30-1000MHz were found more than 20dB below limit line.



Part 27F LTE Band 13

LTE Band 13 / 5MHz / QPSK									
Channel	Frequency (MHz)	EIRP (dBm)	Limit (dBm)	Over Limit (dB)	SPA Reading (dBm)	S.G. Power (dBm)	TX Cable loss (dB)	TX Antenna Gain (dBi)	Polarization (H/V)
Lowest	1560	-63.50	-42.15	-21.35	-75.30	-68.59	1.19	8.43	H
	2336	-60.10	-13	-47.10	-76.33	-66.91	1.41	10.37	H
	3120	-59.51	-13	-46.51	-76.74	-67.06	1.56	11.26	H
									H
									H
									H
									H
	1560	-64.96	-42.15	-22.81	-75.27	-70.05	1.19	8.43	V
	2336	-61.28	-13	-48.28	-76.61	-68.09	1.41	10.37	V
	3120	-60.21	-13	-47.21	-76.76	-67.76	1.56	11.26	V
									V
									V
									V
									V
Middle	1564	-63.57	-42.15	-21.42	-75.37	-68.67	1.19	8.44	H
	2346	-60.34	-13	-47.34	-76.47	-67.15	1.42	10.38	H
	3128	-59.16	-13	-46.16	-76.39	-66.73	1.56	11.28	H
									H
									H
									H
									H
	1564	-65.35	-42.15	-23.20	-75.66	-70.45	1.19	8.44	V
	2346	-61.37	-13	-48.37	-76.56	-68.18	1.42	10.38	V
	3128	-60.37	-13	-47.37	-76.92	-67.94	1.56	11.28	V
									V
									V
									V
									V
								V	



Highest	1569	-63.64	-42.15	-21.49	-75.45	-68.76	1.20	8.46	H
	2352	-60.46	-13	-47.46	-76.59	-67.28	1.42	10.38	H
	3138	-59.67	-13	-46.67	-76.97	-67.26	1.57	11.31	H
									H
									H
									H
									H
	1569	-65.48	-42.15	-23.33	-75.59	-70.60	1.20	8.46	V
	2352	-61.26	-13	-48.26	-76.45	-68.08	1.42	10.38	V
	3138	-60.36	-13	-47.36	-77.04	-67.95	1.57	11.31	V
									V
									V
									V
									V

Remark: Spurious emissions within 30-1000MHz were found more than 20dB below limit line.



LTE Band 13 / 10MHz / QPSK									
Channel	Frequency (MHz)	EIRP (dBm)	Limit (dBm)	Over Limit (dB)	SPA Reading (dBm)	S.G. Power (dBm)	TX Cable loss (dB)	TX Antenna Gain (dBi)	Polarization (H/V)
Middle	1560	-63.56	-42.15	-21.41	-75.36	-68.65	1.19	8.43	H
	2340	-60.50	-13	-47.50	-76.63	-67.31	1.41	10.37	H
	3120	-59.16	-13	-46.16	-76.39	-66.71	1.56	11.26	H
									H
									H
									H
									H
	1560	-65.13	-42.15	-22.98	-75.44	-70.22	1.19	8.43	V
	2340	-61.56	-13	-48.56	-76.75	-68.37	1.41	10.37	V
	3120	-60.24	-13	-47.24	-76.79	-67.79	1.56	11.26	V
									V
									V
									V
									V

Remark: Spurious emissions within 30-1000MHz were found more than 20dB below limit line.