



# FCC RADIO TEST REPORT

FCC ID : UDX-60076015  
Equipment : Wi-Fi Router  
Brand Name : CISCO  
Model Name : MX67W-HW  
Applicant : Cisco Systems, Inc.  
170 West Tasman Drive, San Jose, CA 95134  
Standard : FCC Part 15 Subpart E §15.407

The product was received on Mar. 14, 2018 and testing was started from Apr. 25, 2018 and completed on Jun. 12, 2018. We, SPORTON INTERNATIONAL INC., would like to declare that the tested sample has been evaluated in accordance with the test procedures and has been in compliance with the applicable technical standards.

The report must not be used by the client to claim product certification, approval, or endorsement by TAF or any agency of government.

The test results in this report apply exclusively to the tested model / sample. Without written approval of SPORTON INTERNATIONAL INC. EMC & Wireless Communications Laboratory, the test report shall not be reproduced except in full.

Approved by: Jones Tsai

**SPORTON INTERNATIONAL INC. EMC & Wireless Communications Laboratory**

No. 52, Huaya 1st Rd., Guishan Dist., Taoyuan City, Taiwan (R.O.C.)



## Table of Contents

|  |           |
|--|-----------|
| History of this test report.....                             | 3         |
| Summary of Test Result.....                                  | 4         |
| <b>1 General Description .....</b>                           | <b>5</b>  |
| 1.1 Product Feature of Equipment Under Test.....             | 5         |
| 1.2 Modification of EUT .....                                | 5         |
| 1.3 Testing Location .....                                   | 5         |
| 1.4 Applicable Standards.....                                | 6         |
| <b>2 Test Configuration of Equipment Under Test .....</b>    | <b>7</b>  |
| 2.1 Carrier Frequency and Channel .....                      | 7         |
| 2.2 Test Mode.....   | 8         |
| 2.3 Connection Diagram of Test System.....                   | 9         |
| 2.4 Support Unit used in test configuration and system ..... | 9         |
| 2.5 EUT Operation Test Setup .....                           | 9         |
| 2.6 Measurement Results Explanation Example.....             | 10        |
| <b>3 Test Result .....</b>                                   | <b>11</b> |
| 3.1 26dB & 99% Occupied Bandwidth Measurement .....          | 11        |
| 3.2 Maximum Conducted Output Power Measurement .....         | 13        |
| 3.3 Power Spectral Density Measurement .....                 | 15        |
| 3.4 Unwanted Emissions Measurement.....                      | 17        |
| 3.5 AC Conducted Emission Measurement.....                   | 22        |
| 3.6 Automatically Discontinue Transmission .....             | 24        |
| 3.7 Antenna Requirements.....                                | 25        |
| <b>4 List of Measuring Equipment.....</b>                    | <b>27</b> |
| <b>5 Uncertainty of Evaluation .....</b>                     | <b>29</b> |
| <b>Appendix A. Conducted Test Results</b>                    |           |
| <b>Appendix B. AC Conducted Emission Test Result</b>         |           |
| <b>Appendix C. Radiated Spurious Emission</b>                |           |
| <b>Appendix D. Radiated Spurious Emission Plots</b>          |           |
| <b>Appendix E. Duty Cycle Plots</b>                          |           |
| <b>Appendix F. Setup Photographs</b>                         |           |





## Summary of Test Result

| Report Clause | Ref Std. Clause     | Test Items                             | Result (PASS/FAIL) | Remark                                    |
|---------------|---------------------|--|--------------------|---|
| 3.1           | 15.403(i)           | 26dB Bandwidth                         | Pass               | -   |
| 3.1           | 2.1049              | 99% Occupied Bandwidth                 | Reporting only     | -   |
| 3.2           | 15.407(a)           | Maximum Conducted Output Power         | Pass               | -   |
| 3.3           | 15.407(a)           | Power Spectral Density                 | Pass               | -   |
| 3.4           | 15.407(b)           | Unwanted Emissions                     | Pass               | Under limit<br>1.10 dB at<br>5120.120 MHz |
| 3.5           | 15.207              | AC Conducted Emission                  | Pass               | Under limit<br>15.59 dB at<br>0.368 MHz   |
| 3.6           | 15.407(c)           | Automatically Discontinue Transmission | Pass               | -   |
| 3.7           | 15.203<br>15.407(a) | Antenna Requirement                    | Pass               | -   |

**Reviewed by: Joseph Lin**

**Report Producer: Maggie Chiang**



# 1 General Description

## 1.1 Product Feature of Equipment Under Test

Wi-Fi 2.4GHz 802.11b/g/n/ac and Wi-Fi 5GHz 802.11a/n/ac

| Product specification subjective to this standard |                      |
|---|----------------------|
| Antenna Type                                      | WLAN: Dipole Antenna |

## 1.2 Modification of EUT

No modifications are made to the EUT during all test items.

## 1.3 Testing Location

Sporton Lab is accredited to ISO 17025 by Taiwan Accreditation Foundation (TAF code : 1190) and the FCC designation No. TW1190 and TW0007 under the FCC 2.948(e) by Mutual Recognition Agreement (MRA) in FCC Test.

|                    |   |         |
|--------------------|---|---------|
| Test Site          | SPORTON INTERNATIONAL INC.  |         |
| Test Site Location | No.52, Huaya 1st Rd., Guishan Dist.,<br>Taoyuan City, Taiwan (R.O.C.)<br>TEL: +886-3-327-3456<br>FAX: +886-3-328-4978 |         |
| Test Site No.      | <b>Sporton Site No.</b>   |         |
|                    | TH05-HY   | CO05-HY |

**Note:** The test site complies with ANSI C63.4 2014 requirement.

|                    |   |  |
|--------------------|---|--|
| Test Site          | SPORTON INTERNATIONAL INC.  |  |
| Test Site Location | No.58, Aly. 75, Ln. 564, Wenhua 3rd, Rd., Guishan Dist.,<br>Taoyuan City, Taiwan (R.O.C.)<br>TEL: +886-3-327-0868<br>FAX: +886-3-327-0855 |  |
| Test Site No.      | <b>Sporton Site No.</b>   |  |
|                    | 03CH13-HY   |  |

**Note:** The test site complies with ANSI C63.4 2014 requirement.



## **1.4 Applicable Standards**

According to the specifications of the manufacturer, the EUT must comply with the requirements of the following standards:

- ♦ FCC Part 15 Subpart E
- ♦ FCC KDB 789033 D02 General UNII Test Procedures New Rules v02r01.
- ♦ FCC KDB 662911 D01 Multiple Transmitter Output v02r01.
- ♦ ANSI C63.10-2013

**Remark:**

1. All test items were verified and recorded according to the standards and without any deviation during the test.
2. This EUT has also been tested and complied with the requirements of FCC Part 15, Subpart B, recorded in a separate test report.



## 2 Test Configuration of Equipment Under Test

- a. The EUT has been associated with peripherals and configuration operated in a manner tended to maximize its emission characteristics in a typical application. Frequency range investigated: conduction emission (150 kHz to 30 MHz), radiation emission (9 kHz to the 10th harmonic of the highest fundamental frequency or to 40 GHz, whichever is lower). For radiated measurement, pre-scanned Antenna two degrees, the worst cases (Antenna 90 degree) were recorded in this report.
  
- b. AC power line Conducted Emission was tested under maximum output power.

### 2.1 Carrier Frequency and Channel

| Frequency Band                       | Channel | Freq. (MHz) | Channel | Freq. (MHz) |
|--------------------------------------|---------|-------------|---------|-------------|
| 5150-5250 MHz<br>Band 1<br>(U-NII-1) | 36      | 5180        | 44      | 5220        |
|                                      | 38*     | 5190        | 46*     | 5230        |
|                                      | 40      | 5200        | 48      | 5240        |
|                                      | 42#     | 5210        |         |             |

**Note:**

- 1. The above Frequency and Channel in "\*" were 802.11n HT40 and 802.11ac VHT40.
- 2. The above Frequency and Channel in "#" were 802.11ac VHT80.



## 2.2 Test Mode

Final test modes are considering the modulation and worse data rates as below table.

### MIMO Mode

| Modulation                       | Data Rate |
|----------------------------------|-----------|
| 802.11a                          | 6 Mbps    |
| 802.11n HT20                     | MCS0      |
| 802.11n HT40                     | MCS0      |
| 802.11ac VHT20 (Covered by HT20) | MCS0      |
| 802.11ac VHT40 (Covered by HT40) | MCS0      |
| 802.11ac VHT80                   | MCS0      |

### TXBF Mode (Power Only)

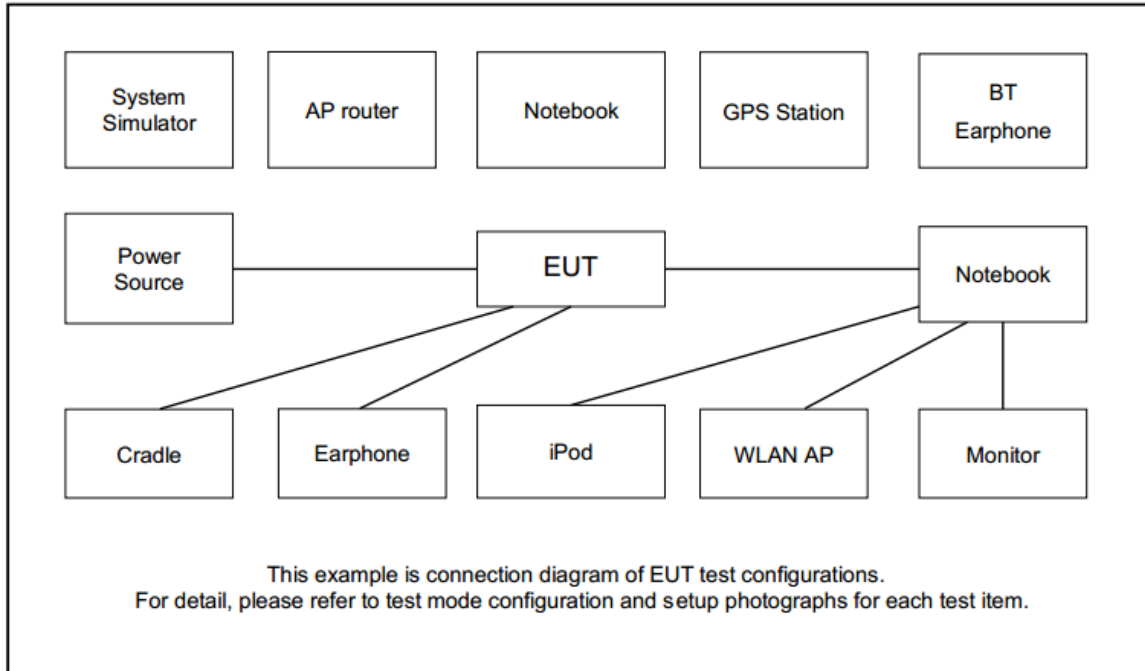
| Modulation     | Data Rate |
|----------------|-----------|
| 802.11n HT20   | MCS0      |
| 802.11n HT40   | MCS0      |
| 802.11ac VHT20 | MCS0      |
| 802.11ac VHT40 | MCS0      |
| 802.11ac VHT80 | MCS0      |

| Test Cases            |   |
|-----------------------|---|
| AC Conducted Emission | Mode 1: RJ-45 Link (LAN) + RJ-45 Link (WAN) + WLAN (5GHz) Link + USB Link + Adapter |

| Ch. #    | Band I : 5150-5250 MHz |              |              |                |
|----------|------------------------|--------------|--------------|----------------|
|          | 802.11a                | 802.11n HT20 | 802.11n HT40 | 802.11ac VHT80 |
| L Low    | 36                     | 36           | 38           | -              |
| M Middle | 44                     | 44           | -            | 42             |
| H High   | 48                     | 48           | 46           | -              |



### 2.3 Connection Diagram of Test System



### 2.4 Support Unit used in test configuration and system

| Item | Equipment       | Trade Name | Model Name       | FCC ID                                       | Data Cable | Power Cord   |
|------|-----------------|------------|------------------|--|------------|--|
| 1.   | Notebook        | DELL       | Latitude E6320   | FCC DoC/<br>Contains FCC ID:<br>QDS-BRCM1054 | N/A        | AC I/P:<br>Unshielded, 1.2 m<br>DC O/P:<br>Shielded, 1.8 m |
| 2.   | USB Flash Drive | Kingston   | DataTraveler 100 | FCC DoC                                      | N/A        | N/A  |

### 2.5 EUT Operation Test Setup

The RF test items and TXBF mode, utility “QRCT” was installed in Notebook which was programmed in order to make the EUT get into the engineering modes to provide channel selection, power level, data rate and the application type and for continuous transmitting signals.



## **2.6 Measurement Results Explanation Example**

**For all conducted test items:**

The offset level is set in the spectrum analyzer to compensate the RF cable loss and attenuator factor between EUT conducted output port and spectrum analyzer. With the offset compensation, the spectrum analyzer reading level is exactly the EUT RF output level.

Example :

The spectrum analyzer offset is derived from RF cable loss and attenuator factor.

*Offset = RF cable loss + attenuator factor.*

Following shows an offset computation example with cable loss 4.2 dB and 10dB attenuator.

$$\begin{aligned} \text{Offset(dB)} &= \text{RF cable loss(dB)} + \text{attenuator factor(dB)}. \\ &= 4.2 + 10 = 14.2 \text{ (dB)} \end{aligned}$$

### 3 Test Result

#### 3.1 26dB & 99% Occupied Bandwidth Measurement

##### 3.1.1 Description of 26dB & 99% Occupied Bandwidth

This section is for reporting purpose only.

There is no restriction limits for bandwidth.

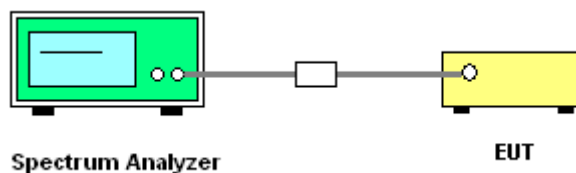
##### 3.1.2 Measuring Instruments

See list of measuring equipment of this test report.

##### 3.1.3 Test Procedures

1. The testing follows FCC KDB 789033 D02 General UNII Test Procedures New Rules v02r01. Section C) Emission bandwidth
2. Set RBW = approximately 1% of the emission bandwidth.
3. Set the VBW > RBW.
4. Detector = Peak.
5. Trace mode = max hold
6. Measure the maximum width of the emission that is 26 dB down from the peak of the emission. Compare this with the RBW setting of the analyzer. Readjust RBW and repeat measurement as needed until the RBW/EBW ratio is approximately 1%.
7. For 99% Bandwidth Measurement, the spectrum analyzer's resolution bandwidth (RBW) is set 1-5% of the emission bandwidth and set the Video bandwidth (VBW)  $\geq 3 * RBW$ .
8. Measure and record the results in the test report.

##### 3.1.4 Test Setup

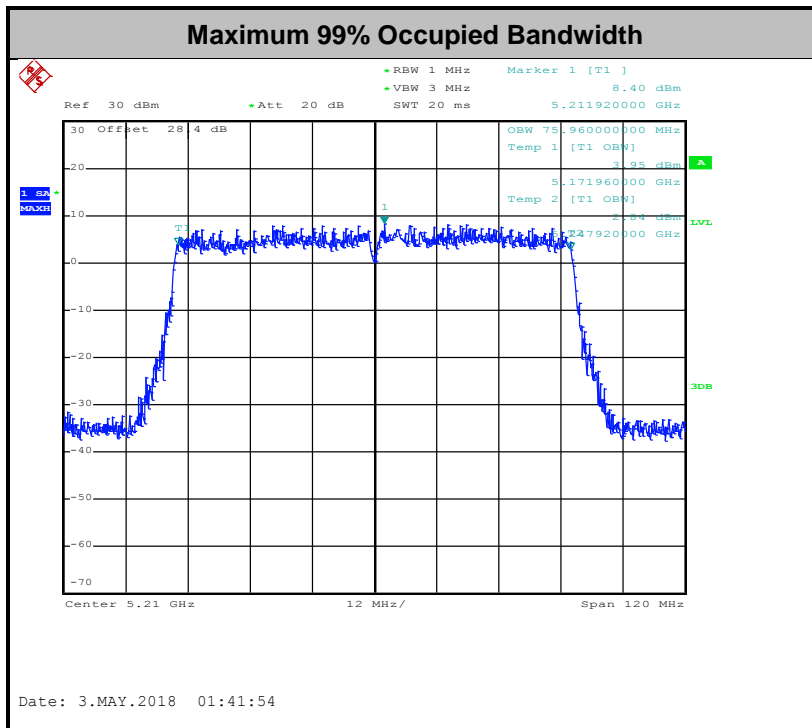
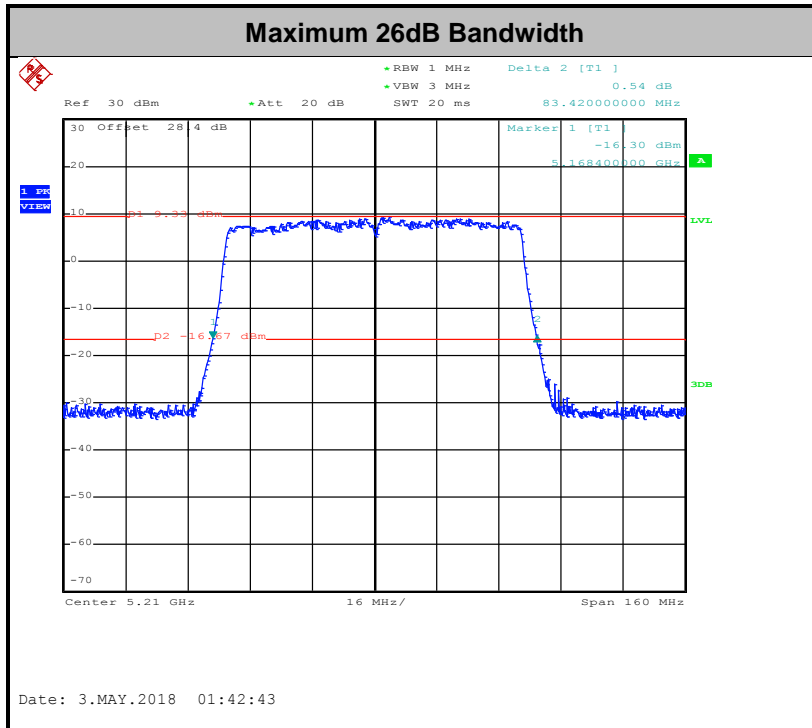


##### 3.1.5 Test Result of 26dB & 99% Occupied Bandwidth

Please refer to Appendix A.



<CDD Mode>



**Note:** The occupied channel bandwidth is maintained within the band of operation for all of the modulations.



## 3.2 Maximum Conducted Output Power Measurement

### 3.2.1 Limit of Maximum Conducted Output Power

#### <FCC 14-30 CFR 15.407>

For the 5.15–5.25 GHz bands:

- For mobile and portable client devices in the 5.15–5.25 GHz band, the maximum conducted output power over the frequency band of operation shall not exceed 250 mW. For an indoor access point operating in the band 5.15-5.25 GHz, the maximum conducted output power over the frequency band of operation shall not exceed 1 W.

If transmitting antennas of directional gain greater than 6 dBi are used, the peak output power shall be reduced by the amount in dB that the directional gain of the antenna exceeds 6 dBi.

Note that U-NII-2 band, devices with a maximum e.i.r.p. greater than 500 mW shall implement TPC in order to have the capability to operate at least 6 dB below the maximum permitted e.i.r.p. of 1 W.

### 3.2.2 Measuring Instruments

See list of measuring equipment of this test report.

### 3.2.3 Test Procedures

#### <CDD Modes>

The testing follows Method PM of FCC KDB 789033 D02 General UNII Test Procedures New Rules v02r01.

Method PM (Measurement using an RF average power meter):

1. Measurement is performed using a wideband RF power meter.
2. The EUT is configured to transmit continuously with a consistent duty cycle at its maximum power control level.
3. Measure the average power of the transmitter, and the average power is corrected with duty factor,  $10 \log(1/x)$ , where  $x$  is the duty cycle.

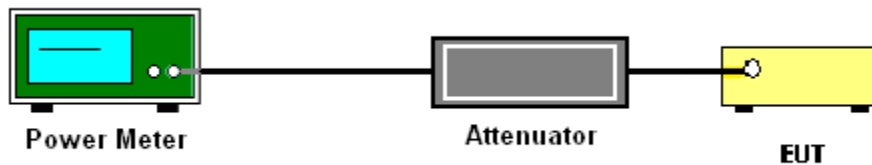
**<TXBF Modes>**

The testing follows Method PM-G of FCC KDB 789033 D02 General UNII Test Procedures New Rules v02r01 for TXBF modes.

Method PM-G (Measurement using a gated RF average power meter):

1. Measurement is performed using a wideband RF power meter.
2. The EUT is configured to transmit at its maximum power control level.
3. Measure the average power of the transmitter
4. Since the measurement is made only during the ON time of the transmitter, no duty cycle correction factor is required.

Additional TXBF gain  $10\log(N = 2)$  has offset to the CDD mode in order to show compliance for TXBF mode.

**3.2.4 Test Setup****3.2.5 Test Result of Maximum Conducted Output Power**

Please refer to Appendix A.



### 3.3 Power Spectral Density Measurement

#### 3.3.1 Limit of Power Spectral Density

**<FCC 14-30 CFR 15.407>**

**For the 5.15–5.25 GHz bands:**

For mobile and portable client devices in the 5.15–5.25 GHz band, the maximum power spectral density shall not exceed 11 dBm in any 1.0 MHz band. For an indoor access point operating in the band 5.15-5.25 GHz, the maximum power spectral density shall not exceed 17 dBm in any 1.0 MHz band.

If transmitting antennas of directional gain greater than 6 dBi are used, the peak output power shall be reduced by the amount in dB that the directional gain of the antenna exceeds 6 dBi.

#### 3.3.2 Measuring Instruments

See list of measuring equipment of this test report.

#### 3.3.3 Test Procedures

The testing follows FCC KDB 789033 D02 General UNII Test Procedures New Rules v02r01. Section F) Maximum power spectral density.

**<CDD Modes>**

**# Method SA-2 #**

(trace averaging across on and off times of the EUT transmissions, followed by duty cycle correction).

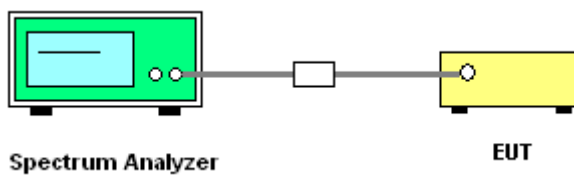
- Measure the duty cycle.
  - Set span to encompass the entire emission bandwidth (EBW) of the signal.
  - Set RBW = 1 MHz.
  - Set VBW  $\geq$  3 MHz.
  - Number of points in sweep  $\geq$  2 Span / RBW.
  - Sweep time = auto.
  - Detector = RMS
  - Trace average at least 100 traces in power averaging mode.
  - Add  $10 \log(1/x)$ , where x is the duty cycle, to the measured power in order to compute the average power during the actual transmission times. For example, add  $10 \log(1/0.25) = 6$  dB if the duty cycle is 25 percent.
1. The RF output of EUT was connected to the spectrum analyzer by a low loss cable.
  2. Each plot has already offset with cable loss, and attenuator loss. Measure the PPSD and record it.

3. For MIMO mode, calculation method follows FCC KDB 662911 D01 Multiple Transmitter Output v02r01.

Method (a): Measure and sum the spectra across the outputs.

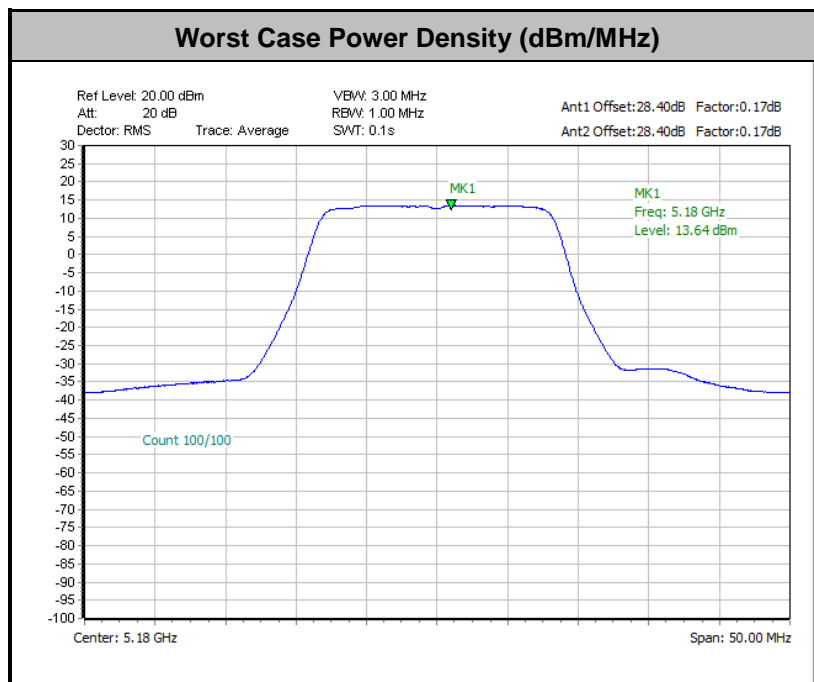
The total final Power Spectral Density is from a device with 2 transmitter outputs. The spectrum measurements of the individual outputs are all performed with the same span and number of points; the spectrum value in the first spectral bin of output 1 is summed with that in the first spectral bin of output 2 to obtain the value for the first frequency bin of the summed spectrum.

### 3.3.4 Test Setup



### 3.3.5 Test Result of Power Spectral Density

Please refer to Appendix A.



**Note:** Average Power Density (dB) = Measured value+ Duty Factor





### 3.4 Unwanted Emissions Measurement

This section is to measure unwanted emissions through radiated measurement for band edge spurious emissions and out of band emissions measurement.

#### 3.4.1 Limit of Unwanted Emissions

- (1) For transmitters operating in the 5150-5250 MHz band: all emissions outside of the 5150-5350 MHz band shall not exceed an EIRP of -27dBm/MHz.
- (2) Unwanted spurious emissions fallen in restricted bands shall comply with the general field strength limits as below table,

| Frequency (MHz) | Field Strength (microvolts/meter) | Measurement Distance (meters) |
|-----------------|-----------------------------------|-------------------------------|
| 0.009 – 0.490   | 2400/F(kHz)                       | 300                           |
| 0.490 – 1.705   | 24000/F(kHz)                      | 30                            |
| 1.705 – 30.0    | 30                                | 30                            |
| 30 – 88         | 100                               | 3                             |
| 88 – 216        | 150                               | 3                             |
| 216 - 960       | 200                               | 3                             |
| Above 960       | 500                               | 3                             |

**Note:** The following formula is used to convert the EIRP to field strength.

$$E = \frac{1000000\sqrt{30P}}{3} \mu\text{V/m, where P is the eirp (Watts)}$$

| EIRP (dBm) | Field Strength at 3m (dBμV/m) |
|------------|-------------------------------|
| - 27       | 68.3                          |



## (3) KDB789033 D02 v02r01 G)2)c)

- (i) Section 15.407(b)(1) to (b)(3) specify the unwanted emission limits for the U-NII-1 and U-NII-2 bands. As specified, emissions above 1000 MHz that are outside of the restricted bands are subject to a peak emission limit of -27 dBm/MHz.<sup>3</sup>
- (ii) Section 15.407(b)(4) specifies the unwanted emission limit for the U-NII-3 band. A band emissions mask is specified in Section 15.407(b)(4)(i). The emission limits are in terms of a Peak detector. An alternative to the band emissions mask is specified in Section 15.407(b)(4)(ii). The alternative limits are based on the highest antenna gain specified in the filing. There are also marketing and importation restrictions for the devices using the alternative limit.<sup>4</sup>

**Note 3:** An out-of-band emission that complies with both the average and peak limits of Section 15.209 is not required to satisfy the -27 dBm/MHz peak emission limit.

**Note 4:** Only devices with antenna gains of 10 dBi or less may be approved using the emission limits specified in Section 15.247(d) till March 2, 2018; all other devices operating in this band must use the mask specified in Section 15.407(b)(4)(i).

### 3.4.2 Measuring Instruments

See list of measuring equipment of this test report.

### 3.4.3 Test Procedures

1. The testing follows FCC KDB 789033 D02 General UNII Test Procedures New Rules v02r01. Section G) Unwanted emissions measurement.

(1) Procedure for Unwanted Emissions Measurements Below 1000MHz

- RBW = 120 kHz
- VBW = 300 kHz
- Detector = Peak
- Trace mode = max hold

(2) Procedure for Peak Unwanted Emissions Measurements Above 1000 MHz

- RBW = 1 MHz
- VBW  $\geq$  3 MHz
- Detector = Peak
- Sweep time = auto
- Trace mode = max hold

(3) Procedures for Average Unwanted Emissions Measurements Above 1000MHz

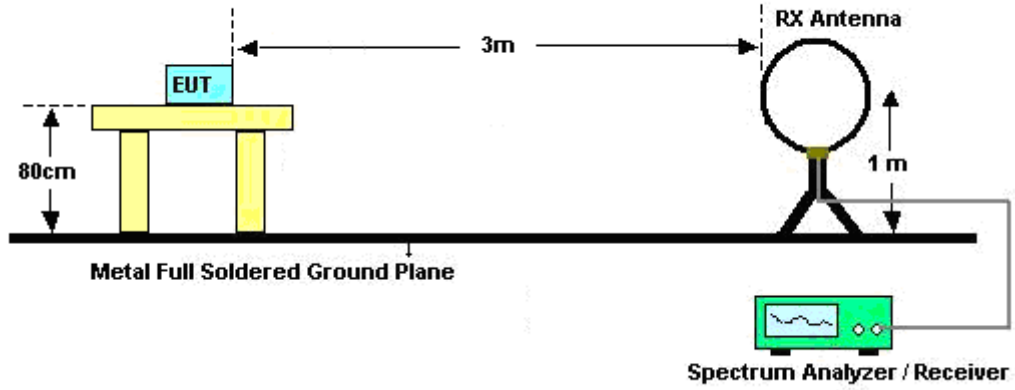
- RBW = 1 MHz
- VBW = 10 Hz, when duty cycle is no less than 98 percent.
- VBW  $\geq$  1/T, when duty cycle is less than 98 percent where T is the minimum transmission duration over which the transmitter is on and is transmitting at its maximum power control level for the tested mode of operation.



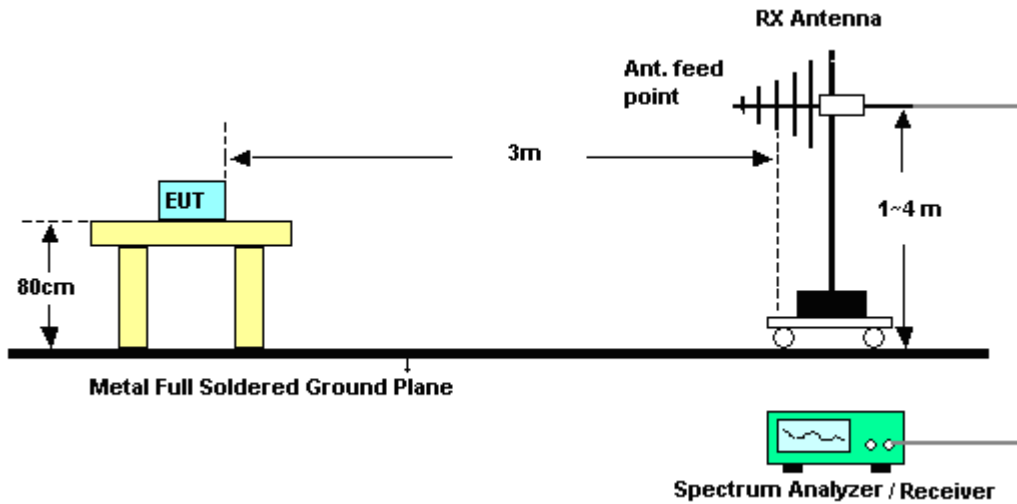
2. The EUT was placed on a turntable with 0.8 meter for frequency below 1GHz and 1.5 meter for frequency above 1GHz respectively above ground.
3. The EUT was set 3 meters from the interference receiving antenna which was mounted on the top of a variable height antenna tower.
4. The antenna is a broadband antenna and its height is adjusted between one meter and four meters above ground to find the maximum value of the field strength for both horizontal polarization and vertical polarization of the antenna.
5. For each suspected emission, the EUT was arranged to its worst case and then adjust the antenna tower (from 1 m to 4 m) and turntable (from 0 degree to 360 degrees) to find the maximum reading.
6. For testing below 1GHz, if the emission level of the EUT in peak mode was 3 dB lower than the limit specified, then peak values of EUT will be reported, otherwise, the emissions will be repeated one by one using the CISPR quasi-peak method and reported.
7. For testing above 1GHz, the emission level of the EUT in peak mode was 20dB lower than average limit (that means the emission level in average mode also complies with the limit in average mode), then peak values of EUT will be reported, otherwise, the emissions will be measured in average mode again and reported.
8. Additional TXBF gain  $10\log(N = 2)$  has offset to the CDD mode in order to show compliance for TXBF mode.

### 3.4.4 Test Setup

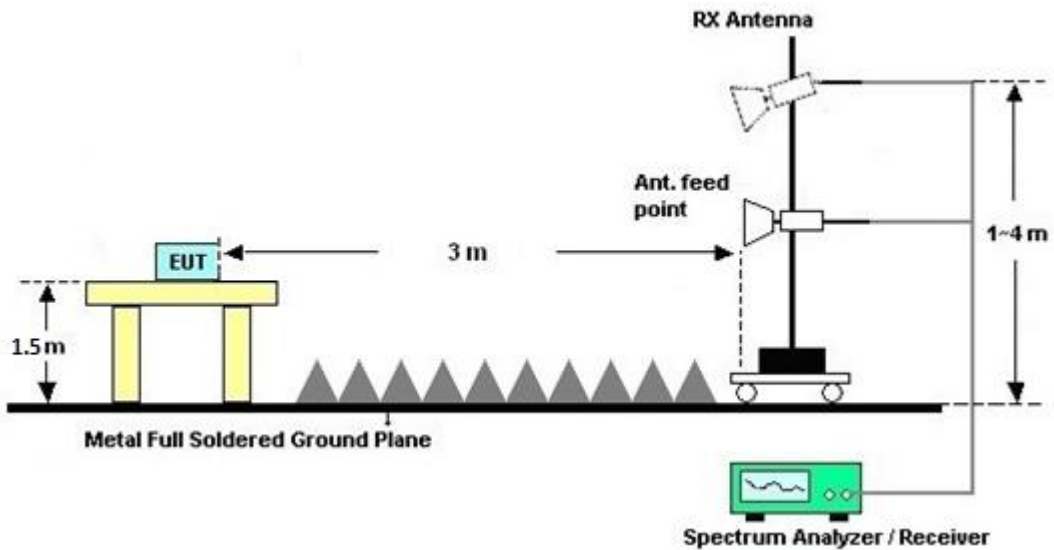
For radiated emissions below 30MHz



For radiated emissions from 30MHz to 1GHz



For radiated emissions above 1GHz



### 3.4.5 Test Results of Radiated Spurious Emissions (9 kHz ~ 30 MHz)

The low frequency, which started from 9 kHz to 30MHz, was pre-scanned and the result which was 20dB lower than the limit line was not reported.

There is a comparison data of both open-field test site and semi-Anechoic chamber, and the result came out very similar.

### 3.4.6 Test Result of Radiated Spurious at Band Edges

Please refer to Appendix C and D.

### 3.4.7 Duty Cycle

Please refer to Appendix E.

### 3.4.8 Test Result of Radiated Spurious Emissions (30MHz ~ 10th Harmonic)

Please refer to Appendix C and D.



### 3.5 AC Conducted Emission Measurement

#### 3.5.1 Limit of AC Conducted Emission

For equipment that is designed to be connected to the public utility (AC) power line, the radio frequency voltage that is conducted back onto the AC power line on any frequency or frequencies within the band 150 kHz to 30 MHz shall not exceed the limits in the following table.

| Frequency of emission (MHz) | Conducted limit (dB $\mu$ V) |           |
|-----------------------------|------------------------------|-----------|
|                             | Quasi-peak                   | Average   |
| 0.15-0.5                    | 66 to 56*                    | 56 to 46* |
| 0.5-5                       | 56                           | 46        |
| 5-30                        | 60                           | 50        |

\*Decreases with the logarithm of the frequency.

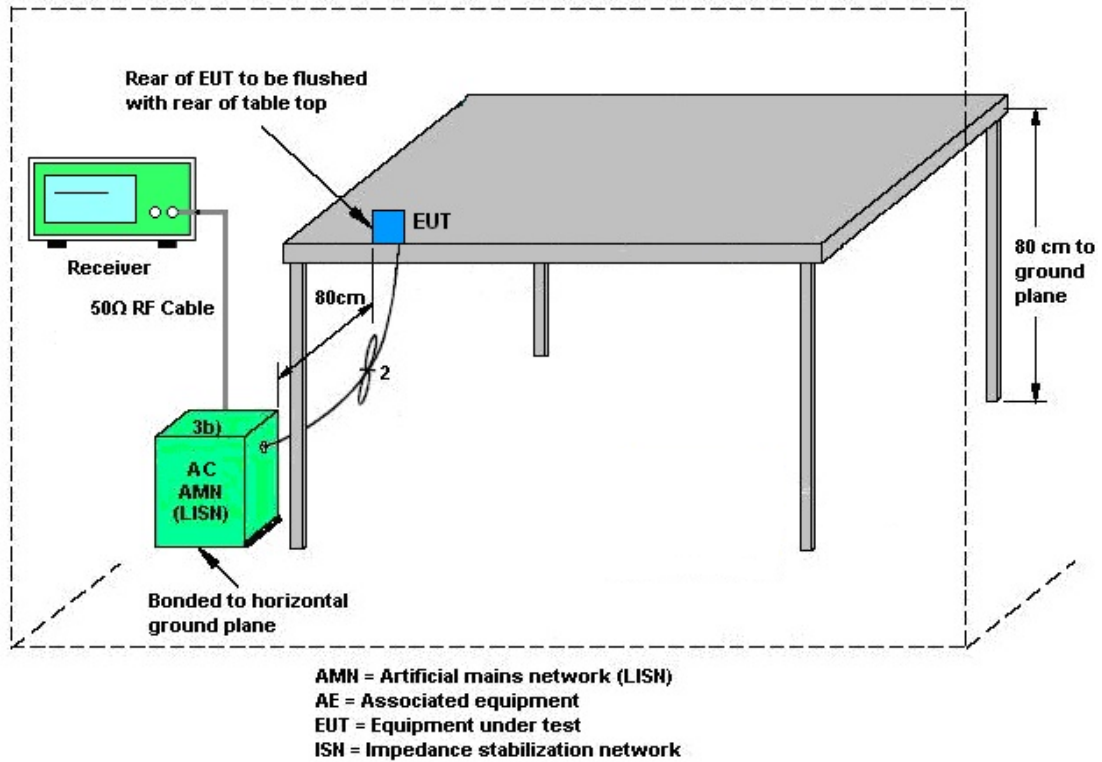
#### 3.5.2 Measuring Instruments

See list of measuring equipment of this test report.

#### 3.5.3 Test Procedures

1. The EUT was placed 0.4 meter from the conducting wall of the shielding room was kept at least 80 centimeters from any other grounded conducting surface.
2. Connect EUT to the power mains through a line impedance stabilization network (LISN).
3. All the support units are connecting to the other LISN.
4. The LISN provides 50 ohm coupling impedance for the measuring instrument.
5. The FCC states that a 50 ohm, 50 microhenry LISN should be used.
6. Both sides of AC line were checked for maximum conducted interference.
7. The frequency range from 150 kHz to 30 MHz was searched.
8. Set the test-receiver system to Peak Detect Function and specified bandwidth with Maximum Hold Mode.

### 3.5.4 Test Setup



### 3.5.5 Test Result of AC Conducted Emission

Please refer to Appendix B.



## **3.6 Automatically Discontinue Transmission**

### **3.6.1 Limit of Automatically Discontinue Transmission**

The device shall automatically discontinue transmission in case of either absence of information to transmit or operational failure. These provisions are not intended to preclude the transmission of control or signaling information or the use of repetitive codes used by certain digital technologies to complete frame or burst intervals. Applicants shall include in their application for equipment authorization to describe how this requirement is met.

### **3.6.2 Measuring Instruments**

See list of measuring equipment of this test report.

### **3.6.3 Test Result of Automatically Discontinue Transmission**

While the EUT is not transmitting any information, the EUT can automatically discontinue transmission and become standby mode for power saving. The EUT can detect the controlling signal of ACK message transmitting from remote device and verify whether it shall resend or discontinue transmission.





### 3.7 Antenna Requirements

#### 3.7.1 Standard Applicable

If transmitting antenna directional gain is greater than 6 dBi, both the peak transmit power and the peak power spectral density shall be reduced by the amount in dB that the directional gain of the antenna exceeds 6 dBi.

#### 3.7.2 Antenna Anti-Replacement Construction

An embedded-in antenna design is used.

#### 3.7.3 Antenna Gain

<CDD Modes >

FCC KDB 662911 D01 Multiple Transmitter Output v02r01

For CDD transmissions, directional gain is calculated as

Directional gain = GANT + Array Gain, where Array Gain is as follows.

For power spectral density (PSD) measurements on all devices,

Array Gain = 10 log(NANT/NSS=1) dB.

For power measurements on IEEE 802.11 devices,

Array Gain = 0 dB (i.e., no array gain) for NANT ≤ 4.

Directional gain may be calculated by using the formulas applicable to equal gain antennas with GANT set equal to the gain of the antenna having the highest gain;

The EUT supports CDD mode.

For power, the directional gain GANT is set equal to the antenna having the highest gain, i.e., F)2)f)i).

For PSD, the directional gain calculation is following F)2)f)ii) of KDB 662911 D01 v02r01.

The power and PSD limit should be modified if the directional gain of EUT is over 6 dBi,

The directional gain "DG" is calculated as following table.

| <CDD Modes> |        |        |       |       |           |           |
|-------------|--------|--------|-------|-------|-----------|-----------|
|             |        |        | DG    | DG    | Power     | PSD       |
|             | Ant. 1 | Ant. 2 | for   | for   | Limit     | Limit     |
|             | (dBi)  | (dBi)  | Power | PSD   | Reduction | Reduction |
|             |        |        | (dBi) | (dBi) | (dB)      | (dB)      |
| Band I      | 2.60   | 2.60   | 2.60  | 5.61  | 0.00      | 0.00      |

Power limit reduction = Composite gain – 6dBi, ( min = 0 )

PSD limit reduction = Composite gain + PSD Array gain – 6dBi, ( min = 0 )

**TXBF modes**

FCC KDB 662911 D01 Multiple Transmitter Output v02r01

For CDD transmissions, directional gain is calculated as

$$DirectionalGain = 10 \cdot \log \left[ \frac{\sum_{j=1}^{N_{SS}} \left\{ \sum_{k=1}^{N_{ANT}} g_{j,k} \right\}^2}{N_{ANT}} \right]$$

where

Each antenna is driven by no more than one spatial stream;

$N_{SS}$  = the number of independent spatial streams of data;

$N_{ANT}$  = the total number of antennas

$g_{j,k} = 10^{G_k / 20}$  if the  $k$ th antenna is being fed by spatial stream  $j$ , or zero if it is not;  
 $G_k$  is the gain in dBi of the  $k$ th antenna.

The EUT supports beamforming for 802.11ac modes.

The directional gain calculation is following F)2)e)ii) of KDB 662911 D01 v02r01.

The power and PSD limit should be modified if the directional gain of EUT is over 6 dBi,

The directional gain “DG” is calculated as following table.

|               |                |                | DG<br>for<br>Power<br>(dBi) | DG<br>for<br>PSD<br>(dBi) | Power<br>Limit<br>Reduction<br>(dB) | PSD<br>Limit<br>Reduction<br>(dB) |
|---------------|----------------|----------------|-----------------------------|---------------------------|-------------------------------------|-----------------------------------|
|               | Ant 1<br>(dBi) | Ant 2<br>(dBi) |                             |                           |                                     |                                   |
| <b>Band I</b> | 2.60           | 2.60           | 5.61                        | 5.61                      | 0.00                                | 0.00                              |

$$Power\ Limit\ Reduction = DG(Power) - 6dBi, (min = 0)$$

$$PSD\ Limit\ Reduction = DG(PSD) - 6dBi, (min = 0)$$



## 4 List of Measuring Equipment

| Instrument            | Manufacturer      | Model No.                        | Serial No. | Characteristics                     | Calibration Date | Test Date                        | Due Date      | Remark                   |
|-----------------------|-------------------|----------------------------------|------------|-------------------------------------|------------------|----------------------------------|---------------|--------------------------|
| Power Meter           | Anritsu           | ML2495A                          | 0932001    | N/A                                 | Sep. 26, 2017    | May 01, 2018~<br>May 15, 2018    | Sep. 25, 2018 | Conducted<br>(TH05-HY)   |
| Power Sensor          | Anritsu           | MA2411B                          | 0846202    | 300MHz~<br>40GHz                    | Sep. 26, 2017    | May 01, 2018~<br>May 15, 2018    | Sep. 25, 2018 | Conducted<br>(TH05-HY)   |
| Spectrum Analyzer     | Rohde & Schwarz   | FSP30                            | 101067     | 9kHz ~ 30GHz                        | Nov. 13, 2017    | May 01, 2018~<br>May 15, 2018    | Nov. 12, 2018 | Conducted<br>(TH05-HY)   |
| Switch Box & RF Cable | Burgeon           | ETF-058                          | EC1300484  | N/A                                 | Mar. 01, 2018    | May 01, 2018~<br>May 15, 2018    | Feb. 28, 2019 | Conducted<br>(TH05-HY)   |
| AC Power Source       | ChainTek          | APC-1000W                        | N/A        | N/A                                 | N/A              | Apr. 25, 2018~<br>Apr. 26, 2018  | N/A           | Conduction<br>(CO05-HY)  |
| EMI Test Receiver     | Rohde & Schwarz   | ESR3                             | 102388     | 3.6GHz                              | Dec. 08, 2017    | Apr. 25, 2018~<br>Apr. 26, 2018  | Dec. 07, 2018 | Conduction<br>(CO05-HY)  |
| LISN                  | Rohde & Schwarz   | ENV216                           | 100080     | 9kHz~30MHz                          | Nov. 30, 2017    | Apr. 25, 2018~<br>Apr. 26, 2018  | Nov. 29, 2018 | Conduction<br>(CO05-HY)  |
| LISN                  | Rohde & Schwarz   | ENV216                           | 100081     | 9kHz~30MHz                          | Dec. 08, 2017    | Apr. 25, 2018~<br>Apr. 26, 2018  | Dec. 07, 2018 | Conduction<br>(CO05-HY)  |
| Software              | Rohde & Schwarz   | EMC32 V10.30                     | N/A        | N/A                                 | N/A              | Apr. 25, 2018~<br>Apr. 26, 2018  | N/A           | Conduction<br>(CO05-HY)  |
| LF Cable              | HUBER + SUHNER    | RG-214/U                         | LF01       | N/A                                 | Jan. 03, 2018    | Apr. 25, 2018~<br>Apr. 26, 2018  | Jan. 02, 2019 | Conduction<br>(CO05-HY)  |
| Pulse Limiter         | Rohde & Schwarz   | ESH3-Z2                          | 100851     | N/A                                 | Jan. 03, 2018    | Apr. 25, 2018~<br>Apr. 26, 2018  | Jan. 02, 2019 | Conduction<br>(CO05-HY)  |
| Loop Antenna          | Rohde & Schwarz   | HFH2-Z2                          | 100315     | 9 kHz~30 MHz                        | Nov. 10, 2017    | Apr. 27, 2018 ~<br>Jun. 12, 2018 | Nov. 09, 2018 | Radiation<br>(03CH13-HY) |
| Filter                | Wainwright        | WLKS1200-8SS                     | SN3        | 1.2G Low Pass                       | Nov. 21, 2017    | Apr. 27, 2018 ~<br>Jun. 12, 2018 | Nov. 20, 2018 | Radiation<br>(03CH13-HY) |
| Amplifier             | MITEQ             | TTA1840-35-HG                    | 1871923    | 18GHz~40GHz,<br>VSWR : 2.5:1<br>max | Jul. 18, 2017    | Apr. 27, 2018 ~<br>Jun. 12, 2018 | Jul. 17, 2018 | Radiation<br>(03CH13-HY) |
| Filter                | Woken             | WHKX8-5272.<br>5-6750-18000-40ST | SN2        | 6.75G Highpass                      | Jul. 17, 2017    | Apr. 27, 2018 ~<br>Jun. 12, 2018 | Jul. 16, 2018 | Radiation<br>(03CH13-HY) |
| Amplifier             | Sonoma-Instrument | 310 N                            | 187282     | 9KHz~1GHz                           | Jan. 19, 2018    | Apr. 27, 2018 ~<br>Jun. 12, 2018 | Jan. 18, 2020 | Radiation<br>(03CH13-HY) |
| Bilog Antenna         | TESEQ             | CBL<br>6111D&00800<br>N1D01N-06  | 40103&07   | 30MHz to 1GHz                       | Jan. 10, 2018    | Apr. 27, 2018 ~<br>Jun. 12, 2018 | Jan. 09, 2019 | Radiation<br>(03CH13-HY) |
| Horn Antenna          | SCHWARZBECK       | BBHA 9120 D                      | 9120D-1241 | 1GHz ~ 18GHz                        | Jun. 15, 2017    | Apr. 27, 2018 ~<br>Jun. 12, 2018 | Jun. 14, 2018 | Radiation<br>(03CH13-HY) |
| Preamplifier          | MITEQ             | AMF-7D-0010<br>1800-30-10P       | 1590074    | 1GHz~18GHz                          | May 22, 2017     | Apr. 27, 2018 ~<br>May 01, 2018  | May 21, 2018  | Radiation<br>(03CH13-HY) |
| Preamplifier          | MITEQ             | AMF-7D-0010<br>1800-30-10P       | 1590074    | 1GHz~18GHz                          | May 21, 2018     | Jun. 12, 2018                    | May 20, 2019  | Radiation<br>(03CH13-HY) |
| Preamplifier          | Keysight          | 83017A                           | MY53270147 | 1GHz~26.5GHz                        | Feb. 02, 2018    | Apr. 27, 2018 ~<br>Jun. 12, 2018 | Feb. 01, 2019 | Radiation<br>(03CH13-HY) |
| Spectrum Analyzer     | Keysight          | N9010A                           | MY55370526 | 10Hz~44GHz                          | Mar. 15, 2018    | Apr. 27, 2018 ~<br>Jun. 12, 2018 | Mar. 14, 2019 | Radiation<br>(03CH13-HY) |



| Instrument              | Manufacturer      | Model No.          | Serial No.      | Characteristics    | Calibration Date | Test Date                        | Due Date      | Remark                   |
|-------------------------|-------------------|--------------------|-----------------|--------------------|------------------|----------------------------------|---------------|--------------------------|
| Antenna Mast            | EMEC              | AM-BS-4500-B       | N/A             | 1m~4m              | N/A              | Apr. 27, 2018 ~<br>Jun. 12, 2018 | N/A           | Radiation<br>(03CH13-HY) |
| Turn Table              | EMEC              | TT2000             | N/A             | 0~360 Degree       | N/A              | Apr. 27, 2018 ~<br>Jun. 12, 2018 | N/A           | Radiation<br>(03CH13-HY) |
| SHF-EHF Horn<br>Antenna | SCHWARZBE<br>CK   | BBHA 9170          | BBHA91705<br>84 | 18GHz- 40GHz       | Nov. 27, 2017    | Apr. 27, 2018 ~<br>Jun. 12, 2018 | Nov. 26, 2018 | Radiation<br>(03CH13-HY) |
| EMI Test<br>Receiver    | Agilent           | N9038A<br>(MXE)    | MY53290053      | 20Hz to<br>26.5GHz | Jan. 16, 2018    | Apr. 27, 2018 ~<br>Jun. 12, 2018 | Jan. 15, 2019 | Radiation<br>(03CH13-HY) |
| RF Cable                | HUBER +<br>SUHNER | SUCOFLEX<br>126E   | MY1082/<br>26EA | 30M~18GHz          | Oct. 17, 2017    | Apr. 27, 2018 ~<br>Jun. 12, 2018 | Oct. 16, 2018 | Radiation<br>(03CH13-HY) |
| RF Cable                | HUBER +<br>SUHNER | SUCOFLEX<br>102    | 505134/2        | 30M~40GHz          | Oct. 17, 2017    | Apr. 27, 2018 ~<br>Jun. 12, 2018 | Oct. 16, 2018 | Radiation<br>(03CH13-HY) |
| Software                | AUDIX             | E3<br>6.2009-8-24c | RK-001124       | N/A                | N/A              | Apr. 27, 2018 ~<br>Jun. 12, 2018 | N/A           | Radiation<br>(03CH13-HY) |



## 5 Uncertainty of Evaluation

### Uncertainty of Conducted Emission Measurement (150kHz ~ 30MHz)

|   |     |
|---|-----|
| Measuring Uncertainty for a Level of Confidence of 95% ( $U = 2Uc(y)$ ) | 2.7 |
|---|-----|

### Uncertainty of Radiated Emission Measurement (30 MHz ~ 1000 MHz)

|   |     |
|---|-----|
| Measuring Uncertainty for a Level of Confidence of 95% ( $U = 2Uc(y)$ ) | 4.9 |
|---|-----|

### Uncertainty of Radiated Emission Measurement (1000 MHz ~ 18000 MHz)

|   |     |
|---|-----|
| Measuring Uncertainty for a Level of Confidence of 95% ( $U = 2Uc(y)$ ) | 5.4 |
|---|-----|

### Uncertainty of Radiated Emission Measurement (18000 MHz ~ 40000 MHz)

|   |     |
|---|-----|
| Measuring Uncertainty for a Level of Confidence of 95% ( $U = 2Uc(y)$ ) | 4.3 |
|---|-----|

**Appendix A. Test Result of Conducted Test Items**

|                |                    |                    |       |    |
|----------------|--------------------|--------------------|-------|----|
| Test Engineer: | Shiming Liu        | Temperature:       | 21~25 | °C |
| Test Date:     | 2018/5/1~2018/5/15 | Relative Humidity: | 51~54 | %  |

**<CDD Mode>**

**TEST RESULTS DATA**  
**26dB and 99% OBW**

| Band I |           |     |     |             |                     |       |                       |       |                                    |       |                                   |       |      |
|--------|-----------|-----|-----|-------------|---------------------|-------|-----------------------|-------|------------------------------------|-------|-----------------------------------|-------|------|
| Mod.   | Data Rate | NTX | CH. | Freq. (MHz) | 99% Bandwidth (MHz) |       | 26 dB Bandwidth (MHz) |       | IC 99% Bandwidth Power Limit (dBm) |       | IC 99% Bandwidth EIRP Limit (dBm) |       | Note |
|        |           |     |     |             | Ant 1               | Ant 2 | Ant 1                 | Ant 2 | Ant 1                              | Ant 2 | Ant 1                             | Ant 2 |      |
| 11a    | 6Mbps     | 2   | 36  | 5180        | 17.20               | 17.10 | 21.20                 | 21.05 | -                                  | -     | 22.33                             | -     |      |
| 11a    | 6Mbps     | 2   | 44  | 5220        | 17.20               | 17.15 | 21.25                 | 21.15 | -                                  | -     | 22.34                             | -     |      |
| 11a    | 6Mbps     | 2   | 48  | 5240        | 17.20               | 17.15 | 20.90                 | 20.90 | -                                  | -     | 22.34                             | -     |      |
| HT20   | MCS0      | 2   | 36  | 5180        | 18.20               | 18.15 | 22.00                 | 21.80 | -                                  | -     | 22.59                             | -     |      |
| HT20   | MCS0      | 2   | 44  | 5220        | 18.30               | 18.15 | 22.05                 | 21.70 | -                                  | -     | 22.59                             | -     |      |
| HT20   | MCS0      | 2   | 48  | 5240        | 18.20               | 18.10 | 22.00                 | 21.90 | -                                  | -     | 22.58                             | -     |      |
| HT40   | MCS0      | 2   | 38  | 5190        | 36.20               | 36.30 | 40.50                 | 40.50 | -                                  | -     | 23.01                             | -     |      |
| HT40   | MCS0      | 2   | 46  | 5230        | 36.20               | 36.20 | 40.50                 | 40.69 | -                                  | -     | 23.01                             | -     |      |
| VHT80  | MCS0      | 2   | 42  | 5210        | 75.72               | 75.96 | 83.40                 | 83.42 | -                                  | -     | 23.01                             | -     |      |

**TEST RESULTS DATA**  
**Average Power Table**

| FCC Band 1 |           |     |     |             |                  |       |                               |       |       |                                 |       |          |       |           |               |
|------------|-----------|-----|-----|-------------|------------------|-------|-------------------------------|-------|-------|---------------------------------|-------|----------|-------|-----------|---------------|
| Mod.       | Data Rate | NTX | CH. | Freq. (MHz) | Duty Factor (dB) |       | Average Conducted Power (dBm) |       |       | FCC Conducted Power Limit (dBm) |       | DG (dBi) |       | Pass/Fail | Power Setting |
|            |           |     |     |             | Ant 1            | Ant 2 | Ant 1                         | Ant 2 | SUM   | Ant 1                           | Ant 2 | Ant 1    | Ant 2 |           |               |
| 11a        | 6Mbps     | 2   | 36  | 5180        | 0.17             | 0.17  | 21.51                         | 21.98 | 24.76 | 30.00                           | 30.00 | 2.60     | 2.60  | Pass      | 21            |
| 11a        | 6Mbps     | 2   | 44  | 5220        | 0.17             | 0.17  | 20.20                         | 20.47 | 23.34 | 30.00                           | 30.00 | 2.60     | 2.60  | Pass      | 19.5          |
| 11a        | 6Mbps     | 2   | 48  | 5240        | 0.17             | 0.17  | 20.57                         | 20.97 | 23.78 | 30.00                           | 30.00 | 2.60     | 2.60  | Pass      | 20            |
| HT20       | MCS0      | 2   | 36  | 5180        | 0.06             | 0.08  | 21.26                         | 21.88 | 24.59 | 30.00                           | 30.00 | 2.60     | 2.60  | Pass      | 21            |
| HT20       | MCS0      | 2   | 44  | 5220        | 0.06             | 0.08  | 19.36                         | 19.85 | 22.62 | 30.00                           | 30.00 | 2.60     | 2.60  | Pass      | 19            |
| HT20       | MCS0      | 2   | 48  | 5240        | 0.06             | 0.08  | 20.43                         | 20.78 | 23.62 | 30.00                           | 30.00 | 2.60     | 2.60  | Pass      | 20            |
| HT40       | MCS0      | 2   | 38  | 5190        | 0.14             | 0.14  | 20.50                         | 20.84 | 23.68 | 30.00                           | 30.00 | 2.60     | 2.60  | Pass      | 20            |
| HT40       | MCS0      | 2   | 46  | 5230        | 0.14             | 0.14  | 21.64                         | 21.96 | 24.81 | 30.00                           | 30.00 | 2.60     | 2.60  | Pass      | 21            |
| VHT20      | MCS0      | 2   | 36  | 5180        | 0.06             | 0.06  | 21.21                         | 21.71 | 24.48 | 30.00                           | 30.00 | 2.60     | 2.60  | Pass      | 21            |
| VHT20      | MCS0      | 2   | 44  | 5220        | 0.06             | 0.06  | 19.35                         | 19.64 | 22.51 | 30.00                           | 30.00 | 2.60     | 2.60  | Pass      | 19            |
| VHT20      | MCS0      | 2   | 48  | 5240        | 0.06             | 0.06  | 20.40                         | 20.58 | 23.50 | 30.00                           | 30.00 | 2.60     | 2.60  | Pass      | 20            |
| VHT40      | MCS0      | 2   | 38  | 5190        | 0.18             | 0.14  | 20.49                         | 20.83 | 23.67 | 30.00                           | 30.00 | 2.60     | 2.60  | Pass      | 20            |
| VHT40      | MCS0      | 2   | 46  | 5230        | 0.18             | 0.14  | 21.63                         | 21.94 | 24.80 | 30.00                           | 30.00 | 2.60     | 2.60  | Pass      | 21            |
| VHT80      | MCS0      | 2   | 42  | 5210        | 0.26             | 0.26  | 16.76                         | 17.14 | 19.96 | 30.00                           | 30.00 | 2.60     | 2.60  | Pass      | 16.5          |



**TEST RESULTS DATA**  
**Power Spectral Density**

| FCC Band I |           |     |     |             |                  |       |                                 |       |       |                             |       |          |       |            |
|------------|-----------|-----|-----|-------------|------------------|-------|---------------------------------|-------|-------|-----------------------------|-------|----------|-------|------------|
| Mod.       | Data Rate | NTX | CH. | Freq. (MHz) | Duty Factor (dB) |       | Average Power Density (dBm/MHz) |       |       | Average PSD Limit (dBm/MHz) |       | DG (dBi) |       | Pass /Fail |
|            |           |     |     |             | Ant 1            | Ant 2 | Ant 1                           | Ant 2 | SUM   | Ant 1                       | Ant 2 | Ant 1    | Ant 2 |            |
| 11a        | 6Mbps     | 2   | 36  | 5180        | 0.17             | 0.17  |                                 |       | 13.64 | 17.00                       | 5.61  |          | Pass  |            |
| 11a        | 6Mbps     | 2   | 44  | 5220        | 0.17             | 0.17  |                                 |       | 12.35 | 17.00                       | 5.61  |          | Pass  |            |
| 11a        | 6Mbps     | 2   | 48  | 5240        | 0.17             | 0.17  |                                 |       | 12.69 | 17.00                       | 5.61  |          | Pass  |            |
| HT20       | MCS0      | 2   | 36  | 5180        | 0.06             | 0.08  |                                 |       | 13.22 | 17.00                       | 5.61  |          | Pass  |            |
| HT20       | MCS0      | 2   | 44  | 5220        | 0.06             | 0.08  |                                 |       | 11.36 | 17.00                       | 5.61  |          | Pass  |            |
| HT20       | MCS0      | 2   | 48  | 5240        | 0.06             | 0.08  |                                 |       | 12.31 | 17.00                       | 5.61  |          | Pass  |            |
| HT40       | MCS0      | 2   | 38  | 5190        | 0.14             | 0.14  |                                 |       | 9.89  | 17.00                       | 5.61  |          | Pass  |            |
| HT40       | MCS0      | 2   | 46  | 5230        | 0.14             | 0.14  |                                 |       | 10.95 | 17.00                       | 5.61  |          | Pass  |            |
| VHT80      | MCS0      | 2   | 42  | 5210        | 0.26             | 0.26  |                                 |       | 2.60  | 17.00                       | 5.61  |          | Pass  |            |

<TXBF Mode>

**TEST RESULTS DATA**  
**Average Power Table**

| FCC Band I |           |     |     |             |                  |       |                               |       |       |                                 |       |          |       |           |               |
|------------|-----------|-----|-----|-------------|------------------|-------|-------------------------------|-------|-------|---------------------------------|-------|----------|-------|-----------|---------------|
| Mod.       | Data Rate | NTX | CH. | Freq. (MHz) | Duty Factor (dB) |       | Average Conducted Power (dBm) |       |       | FCC Conducted Power Limit (dBm) |       | DG (dBi) |       | Pass/Fail | Power Setting |
|            |           |     |     |             | Ant 1            | Ant 2 | Ant 1                         | Ant 2 | SUM   | Ant 1                           | Ant 2 | Ant 1    | Ant 2 |           |               |
| HT20       | MCS0      | 2   | 36  | 5180        | 0.06             | 0.08  | 18.25                         | 18.87 | 21.58 | 30.00                           | 5.61  |          | Pass  | 18        |               |
| HT20       | MCS0      | 2   | 44  | 5220        | 0.06             | 0.08  | 16.35                         | 16.84 | 19.61 | 30.00                           | 5.61  |          | Pass  | 16        |               |
| HT20       | MCS0      | 2   | 48  | 5240        | 0.06             | 0.08  | 17.42                         | 17.77 | 20.61 | 30.00                           | 5.61  |          | Pass  | 17        |               |
| HT40       | MCS0      | 2   | 38  | 5190        | 0.14             | 0.14  | 17.49                         | 17.83 | 20.67 | 30.00                           | 5.61  |          | Pass  | 17        |               |
| HT40       | MCS0      | 2   | 46  | 5230        | 0.14             | 0.14  | 18.63                         | 18.95 | 21.80 | 30.00                           | 5.61  |          | Pass  | 18        |               |
| VHT20      | MCS0      | 2   | 36  | 5180        | 0.06             | 0.06  | 18.20                         | 18.70 | 21.47 | 30.00                           | 5.61  |          | Pass  | 18        |               |
| VHT20      | MCS0      | 2   | 44  | 5220        | 0.06             | 0.06  | 16.34                         | 16.63 | 19.50 | 30.00                           | 5.61  |          | Pass  | 16        |               |
| VHT20      | MCS0      | 2   | 48  | 5240        | 0.06             | 0.06  | 17.39                         | 17.57 | 20.49 | 30.00                           | 5.61  |          | Pass  | 17        |               |
| VHT40      | MCS0      | 2   | 38  | 5190        | 0.18             | 0.14  | 17.48                         | 17.82 | 20.66 | 30.00                           | 5.61  |          | Pass  | 17        |               |
| VHT40      | MCS0      | 2   | 46  | 5230        | 0.18             | 0.14  | 18.62                         | 18.93 | 21.79 | 30.00                           | 5.61  |          | Pass  | 18        |               |
| VHT80      | MCS0      | 2   | 42  | 5210        | 0.26             | 0.26  | 13.75                         | 14.13 | 16.95 | 30.00                           | 5.61  |          | Pass  | 13.5      |               |



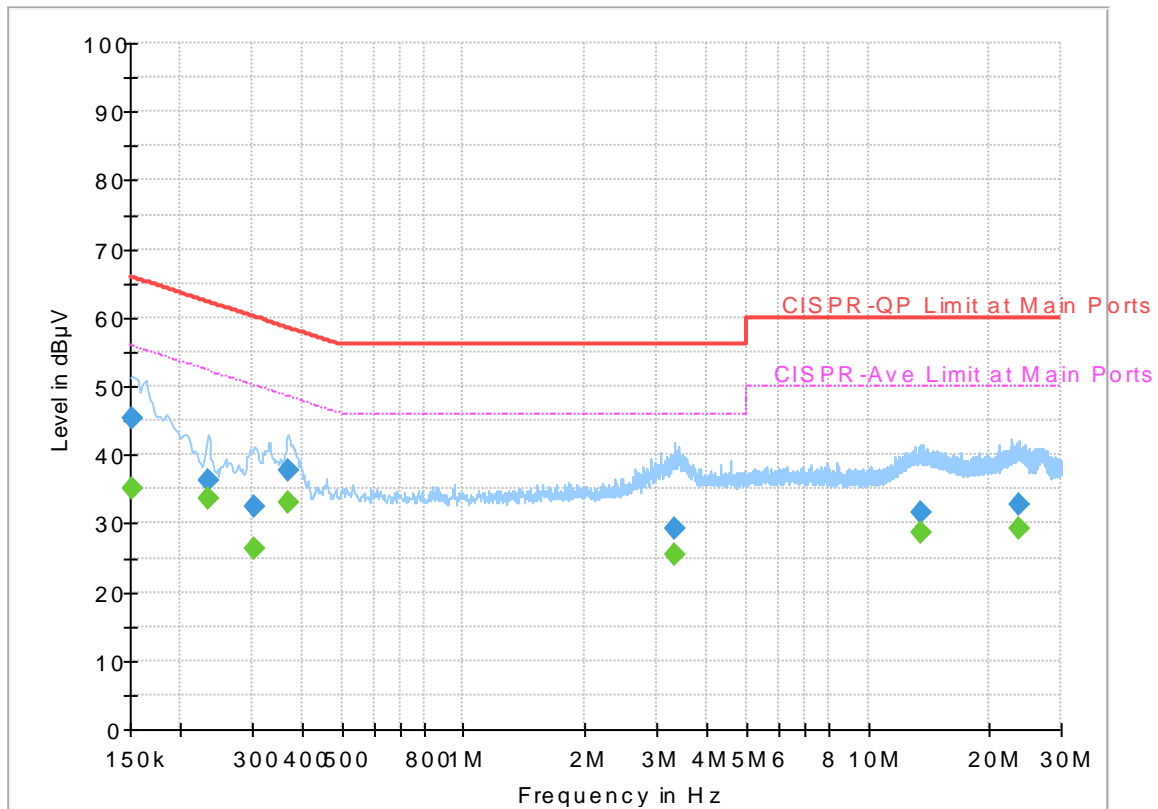
## Appendix B. AC Conducted Emission Test Results

|                 |            |                     |         |
|-----------------|------------|---------------------|---------|
| Test Engineer : | Shareef Yu | Temperature :       | 24~25°C |
|                 |            | Relative Humidity : | 58~62%  |

## EUT Information

Report NO : 831426  
 Test Mode : Mode 1  
 Test Voltage : 120Vac/60Hz  
 Phase : Line

Full Spectrum



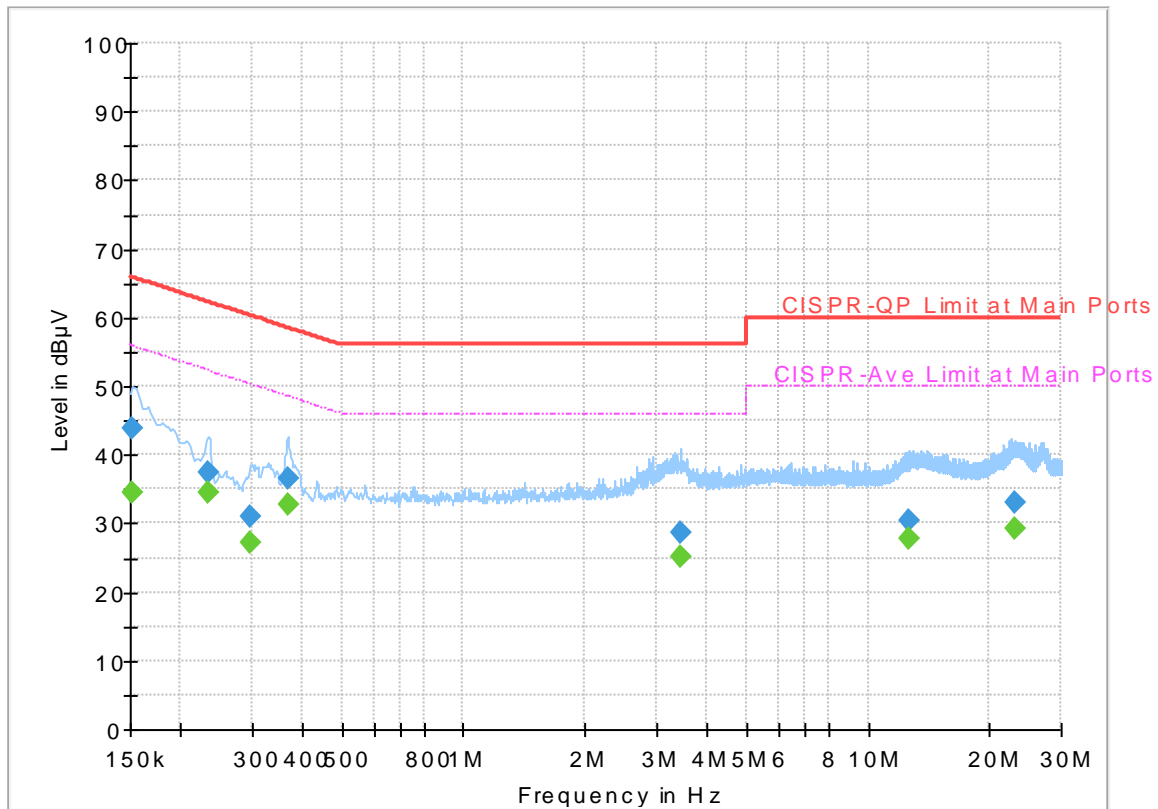
## Final Result

| Frequency (MHz) | QuasiPeak (dBµV) | CAverage (dBµV) | Limit (dBµV) | Margin (dB) | Line | Filter | Corr. (dB) |
|-----------------|------------------|-----------------|--------------|-------------|------|--------|------------|
| 0.152250        | ---              | 35.03           | 55.88        | 20.85       | L1   | OFF    | 19.5       |
| 0.152250        | 45.43            | ---             | 65.88        | 20.45       | L1   | OFF    | 19.5       |
| 0.233250        | ---              | 33.57           | 52.33        | 18.76       | L1   | OFF    | 19.5       |
| 0.233250        | 36.29            | ---             | 62.33        | 26.04       | L1   | OFF    | 19.5       |
| 0.305250        | ---              | 26.18           | 50.10        | 23.92       | L1   | OFF    | 19.5       |
| 0.305250        | 32.42            | ---             | 60.10        | 27.68       | L1   | OFF    | 19.5       |
| 0.368250        | ---              | 32.95           | 48.54        | 15.59       | L1   | OFF    | 19.5       |
| 0.368250        | 37.85            | ---             | 58.54        | 20.69       | L1   | OFF    | 19.5       |
| 3.324750        | ---              | 25.41           | 46.00        | 20.59       | L1   | OFF    | 19.6       |
| 3.324750        | 29.18            | ---             | 56.00        | 26.82       | L1   | OFF    | 19.6       |
| 13.461000       | ---              | 28.63           | 50.00        | 21.37       | L1   | OFF    | 19.7       |
| 13.461000       | 31.66            | ---             | 60.00        | 28.34       | L1   | OFF    | 19.7       |
| 23.615250       | ---              | 29.22           | 50.00        | 20.78       | L1   | OFF    | 19.8       |
| 23.615250       | 32.74            | ---             | 60.00        | 27.26       | L1   | OFF    | 19.8       |

# EUT Information

Report NO : 831426  
 Test Mode : Mode 1  
 Test Voltage : 120Vac/60Hz  
 Phase : Neutral

Full Spectrum



## Final\_Result

| Frequency (MHz) | QuasiPeak (dBµV) | CAverage (dBµV) | Limit (dBµV) | Margin (dB) | Line | Filter | Corr. (dB) |
|-----------------|------------------|-----------------|--------------|-------------|------|--------|------------|
| 0.152250        | ---              | 34.38           | 55.88        | 21.50       | N    | OFF    | 19.5       |
| 0.152250        | 43.85            | ---             | 65.88        | 22.03       | N    | OFF    | 19.5       |
| 0.233250        | ---              | 34.44           | 52.33        | 17.89       | N    | OFF    | 19.5       |
| 0.233250        | 37.29            | ---             | 62.33        | 25.04       | N    | OFF    | 19.5       |
| 0.298500        | ---              | 27.31           | 50.28        | 22.97       | N    | OFF    | 19.5       |
| 0.298500        | 31.10            | ---             | 60.28        | 29.18       | N    | OFF    | 19.5       |
| 0.368250        | ---              | 32.74           | 48.54        | 15.80       | N    | OFF    | 19.5       |
| 0.368250        | 36.63            | ---             | 58.54        | 21.91       | N    | OFF    | 19.5       |
| 3.426000        | ---              | 25.19           | 46.00        | 20.81       | N    | OFF    | 19.6       |
| 3.426000        | 28.60            | ---             | 56.00        | 27.40       | N    | OFF    | 19.6       |
| 12.599250       | ---              | 27.71           | 50.00        | 22.29       | N    | OFF    | 19.8       |
| 12.599250       | 30.52            | ---             | 60.00        | 29.48       | N    | OFF    | 19.8       |
| 23.025750       | ---              | 29.37           | 50.00        | 20.63       | N    | OFF    | 19.9       |
| 23.025750       | 33.01            | ---             | 60.00        | 26.99       | N    | OFF    | 19.9       |



### Appendix C. Radiated Spurious Emission

|                 |                                    |                     |           |
|-----------------|------------------------------------|---------------------|-----------|
| Test Engineer : | Alex Jheng, Fu Chen, and Wilson Wu | Temperature :       | 24.5~25°C |
|                 |                                    | Relative Humidity : | 47~48%    |

**Band 1 - 5150~5250MHz**  
**WIFI 802.11a (Band Edge @ 3m)**

| WIFI                        | Note | Frequency | Level      | Over   | Limit      | Read     | Antenna  | Path   | Preamp | Ant    | Table   | Peak    | Pol.    |   |
|-----------------------------|------|-----------|------------|--------|------------|----------|----------|--------|--------|--------|---------|---------|---------|---|
| Ant.                        |      |           |            | Limit  | Line       | Level    | Factor   | Loss   | Factor | Pos    | Pos     | Avg.    |         |   |
| 1+2                         |      | ( MHz )   | ( dBμV/m ) | ( dB ) | ( dBμV/m ) | ( dBμV ) | ( dB/m ) | ( dB ) | ( dB ) | ( cm ) | ( deg ) | ( P/A ) | ( H/V ) |   |
| 802.11a<br>CH 36<br>5180MHz |      | 5090.48   | 52.77      | -21.23 | 74         | 42.29    | 31.92    | 8.1    | 29.54  | 100    | 215     | P       | H       |   |
|                             |      | 5089.96   | 45.55      | -8.45  | 54         | 35.07    | 31.92    | 8.1    | 29.54  | 100    | 215     | A       | H       |   |
|                             | *    | 5180      | 109.81     | -      | -          | 99.12    | 32.02    | 8.22   | 29.55  | 100    | 215     | P       | H       |   |
|                             | *    | 5180      | 102.22     | -      | -          | 91.53    | 32.02    | 8.22   | 29.55  | 100    | 215     | A       | H       |   |
|                             |      |           |            |        |            |          |          |        |        |        |         |         | H       |   |
|                             |      |           |            |        |            |          |          |        |        |        |         |         |         | H |
|                             |      |           | 5080.6     | 61.11  | -12.89     | 74       | 50.67    | 31.9   | 8.08   | 29.54  | 201     | 242     | P       | V |
|                             |      |           | 5085.54    | 52.73  | -1.27      | 54       | 42.29    | 31.9   | 8.08   | 29.54  | 201     | 242     | A       | V |
|                             | *    |           | 5180       | 119.72 | -          | -        | 109.03   | 32.02  | 8.22   | 29.55  | 201     | 242     | P       | V |
|                             | *    |           | 5180       | 118.46 | -          | -        | 107.77   | 32.02  | 8.22   | 29.55  | 201     | 242     | A       | V |
|                             |      |           |            |        |            |          |          |        |        |        |         |         |         | V |
|                             |      |           |            |        |            |          |          |        |        |        |         |         |         | V |
| 802.11a<br>CH 44<br>5220MHz |      | 5124.54   | 54.57      | -19.43 | 74         | 44.01    | 31.96    | 8.15   | 29.55  | 100    | 216     | P       | H       |   |
|                             |      | 5129.22   | 45.38      | -8.62  | 54         | 34.82    | 31.96    | 8.15   | 29.55  | 100    | 216     | A       | H       |   |
|                             | *    | 5220      | 108.61     | -      | -          | 97.86    | 32.06    | 8.25   | 29.56  | 100    | 216     | P       | H       |   |
|                             | *    | 5220      | 101.04     | -      | -          | 90.29    | 32.06    | 8.25   | 29.56  | 100    | 216     | A       | H       |   |
|                             |      |           | 5459.72    | 51.92  | -22.08     | 74       | 40.71    | 32.34  | 8.46   | 29.59  | 100     | 216     | P       | H |
|                             |      |           | 5375.72    | 42.82  | -11.18     | 54       | 31.86    | 32.24  | 8.3    | 29.58  | 100     | 216     | A       | H |
|                             |      |           | 5124.54    | 60.57  | -13.43     | 74       | 50.01    | 31.96  | 8.15   | 29.55  | 201     | 242     | P       | V |
|                             |      |           | 5120.12    | 52.86  | -1.14      | 54       | 42.34    | 31.94  | 8.13   | 29.55  | 201     | 242     | A       | V |
|                             | *    |           | 5220       | 118.15 | -          | -        | 107.4    | 32.06  | 8.25   | 29.56  | 201     | 242     | P       | V |
|                             | *    |           | 5220       | 110.72 | -          | -        | 99.97    | 32.06  | 8.25   | 29.56  | 201     | 242     | A       | V |
|                             |      |           | 5388.32    | 54.59  | -19.41     | 74       | 43.61    | 32.26  | 8.3    | 29.58  | 201     | 242     | P       | V |
|                             |      |           | 5376       | 48.41  | -5.59      | 54       | 37.45    | 32.24  | 8.3    | 29.58  | 201     | 242     | A       | V |



|  |   |         |        |        |    |        |       |      |       |     |     |   |   |
|--|---|---------|--------|--------|----|--------|-------|------|-------|-----|-----|---|---|
| <b>802.11a</b><br><b>CH 48</b><br><b>5240MHz</b> |   | 5143.78 | 52.99  | -21.01 | 74 | 42.39  | 31.98 | 8.17 | 29.55 | 100 | 216 | P | H |
|  |   | 5148.98 | 45.52  | -8.48  | 54 | 34.92  | 31.98 | 8.17 | 29.55 | 100 | 216 | A | H |
|  | *   | 5240    | 109.23 | -      | -  | 98.46  | 32.08 | 8.25 | 29.56 | 100 | 216 | P | H |
|  | *   | 5240    | 101.76 | -      | -  | 90.99  | 32.08 | 8.25 | 29.56 | 100 | 216 | A | H |
|  |   | 5450.48 | 52.1   | -21.9  | 74 | 40.89  | 32.34 | 8.46 | 29.59 | 100 | 216 | P | H |
|  |   | 5375.72 | 43.46  | -10.54 | 54 | 32.5   | 32.24 | 8.3  | 29.58 | 100 | 216 | A | H |
|  |   | 5137.8  | 61.34  | -12.66 | 74 | 50.78  | 31.96 | 8.15 | 29.55 | 201 | 230 | P | V |
|  |   | 5147.16 | 52.64  | -1.36  | 54 | 42.04  | 31.98 | 8.17 | 29.55 | 201 | 230 | A | V |
|  | *   | 5240    | 119.15 | -      | -  | 108.38 | 32.08 | 8.25 | 29.56 | 201 | 230 | P | V |
|  | *   | 5240    | 111.51 | -      | -  | 100.74 | 32.08 | 8.25 | 29.56 | 201 | 230 | A | V |
|  |   | 5376    | 54.37  | -19.63 | 74 | 43.41  | 32.24 | 8.3  | 29.58 | 201 | 230 | P | V |
|  |   | 5376    | 48.31  | -5.69  | 54 | 37.35  | 32.24 | 8.3  | 29.58 | 201 | 230 | A | V |
| Remark   | 1. No other spurious found.<br>2. All results are PASS against Peak and Average limit line. |         |        |        |    |        |       |      |       |     |     |   |   |



**Band 1 5150~5250MHz**  
**WIFI 802.11a (Harmonic @ 3m)**

| WIFI Ant. 1+2               | Note  | Frequency ( MHz ) | Level ( dBμV/m ) | Over Limit ( dB ) | Limit Line ( dBμV/m ) | Read Level (dBμV) | Antenna Factor ( dB/m ) | Path Loss ( dB ) | Preamp Factor ( dB ) | Ant Pos ( cm ) | Table Pos ( deg ) | Peak Avg. (P/A) | Pol. (H/V) |
|-----------------------------|---|-------------------|------------------|-------------------|-----------------------|-------------------|-------------------------|------------------|----------------------|----------------|-------------------|-----------------|------------|
| 802.11a<br>CH 36<br>5180MHz |   | 10360             | 46.15            | -22.05            | 68.2                  | 51.55             | 39.29                   | 12.34            | 57.03                | 100            | 0                 | P               | H          |
|                             |   | 15540             | 48.27            | -25.73            | 74                    | 51.83             | 38.31                   | 14.61            | 56.48                | 100            | 0                 | P               | H          |
|                             |   |                   |                  |                   |                       |                   |                         |                  |                      |                |                   |                 | H          |
|                             |   |                   |                  |                   |                       |                   |                         |                  |                      |                |                   |                 | H          |
|                             |   | 10360             | 46.55            | -21.65            | 68.2                  | 51.95             | 39.29                   | 12.34            | 57.03                | 100            | 0                 | P               | V          |
|                             |   | 15540             | 46.76            | -27.24            | 74                    | 50.32             | 38.31                   | 14.61            | 56.48                | 100            | 0                 | P               | V          |
|                             |   |                   |                  |                   |                       |                   |                         |                  |                      |                |                   |                 | V          |
|                             |   |                   |                  |                   |                       |                   |                         |                  |                      |                |                   |                 | V          |
| 802.11a<br>CH 44<br>5220MHz |   | 10440             | 47.12            | -21.08            | 68.2                  | 52.38             | 39.39                   | 12.36            | 57.01                | 100            | 0                 | P               | H          |
|                             |   | 15660             | 46.03            | -27.97            | 74                    | 49.77             | 38                      | 14.67            | 56.41                | 100            | 0                 | P               | H          |
|                             |   |                   |                  |                   |                       |                   |                         |                  |                      |                |                   |                 | H          |
|                             |   |                   |                  |                   |                       |                   |                         |                  |                      |                |                   |                 | H          |
|                             |   | 10440             | 46.92            | -21.28            | 68.2                  | 52.18             | 39.39                   | 12.36            | 57.01                | 100            | 0                 | P               | V          |
|                             |   | 15660             | 46.25            | -27.75            | 74                    | 49.99             | 38                      | 14.67            | 56.41                | 100            | 0                 | P               | V          |
|                             |   |                   |                  |                   |                       |                   |                         |                  |                      |                |                   |                 | V          |
|                             |   |                   |                  |                   |                       |                   |                         |                  |                      |                |                   |                 | V          |
| 802.11a<br>CH 48<br>5240MHz |   | 10480             | 48.01            | -20.19            | 68.2                  | 53.16             | 39.47                   | 12.38            | 57                   | 100            | 0                 | P               | H          |
|                             |   | 15720             | 45.72            | -28.28            | 74                    | 49.59             | 37.82                   | 14.68            | 56.37                | 100            | 0                 | P               | H          |
|                             |   |                   |                  |                   |                       |                   |                         |                  |                      |                |                   |                 | H          |
|                             |   |                   |                  |                   |                       |                   |                         |                  |                      |                |                   |                 | H          |
|                             |   | 10480             | 47.88            | -20.32            | 68.2                  | 53.03             | 39.47                   | 12.38            | 57                   | 100            | 0                 | P               | V          |
|                             |   | 15720             | 46.16            | -27.84            | 74                    | 50.03             | 37.82                   | 14.68            | 56.37                | 100            | 0                 | P               | V          |
|                             |   |                   |                  |                   |                       |                   |                         |                  |                      |                |                   |                 | V          |
|                             |   |                   |                  |                   |                       |                   |                         |                  |                      |                |                   |                 | V          |
| Remark                      | 1. No other spurious found.<br>2. All results are PASS against Peak and Average limit line. |                   |                  |                   |                       |                   |                         |                  |                      |                |                   |                 |            |





**Band 1 5150~5250MHz**  
**WIFI 802.11n HT20 (Band Edge @ 3m)**

| WIFI Ant. 1+2              | Note | Frequency ( MHz ) | Level ( dBμV/m ) | Over Limit ( dB ) | Limit Line ( dBμV/m ) | Read Level ( dBμV ) | Antenna Factor ( dB/m ) | Path Loss ( dB ) | Preamp Factor ( dB ) | Ant Pos ( cm ) | Table Pos ( deg ) | Peak Avg. ( P/A ) | Pol. ( H/V ) |   |
|----------------------------|------|-------------------|------------------|-------------------|-----------------------|---------------------|-------------------------|------------------|----------------------|----------------|-------------------|-------------------|--------------|---|
| 802.11n HT20 CH 36 5180MHz |      | 5087.62           | 54.83            | -19.17            | 74                    | 44.39               | 31.9                    | 8.08             | 29.54                | 100            | 213               | P                 | H            |   |
|                            |      | 5088.92           | 44.56            | -9.44             | 54                    | 34.08               | 31.92                   | 8.1              | 29.54                | 100            | 213               | A                 | H            |   |
|                            | *    | 5180              | 111.46           | -                 | -                     | 100.77              | 32.02                   | 8.22             | 29.55                | 100            | 213               | P                 | H            |   |
|                            | *    | 5180              | 102.74           | -                 | -                     | 92.05               | 32.02                   | 8.22             | 29.55                | 100            | 213               | A                 | H            |   |
|                            |      |                   |                  |                   |                       |                     |                         |                  |                      |                |                   |                   | H            |   |
|                            |      |                   |                  |                   |                       |                     |                         |                  |                      |                |                   |                   |              | H |
|                            |      |                   | 5086.84          | 60.43             | -13.57                | 74                  | 49.99                   | 31.9             | 8.08                 | 29.54          | 206               | 245               | P            | V |
|                            |      |                   | 5087.62          | 52.56             | -1.44                 | 54                  | 42.12                   | 31.9             | 8.08                 | 29.54          | 206               | 245               | A            | V |
|                            |      | *                 | 5180             | 120.34            | -                     | -                   | 109.65                  | 32.02            | 8.22                 | 29.55          | 206               | 245               | P            | V |
|                            |      | *                 | 5180             | 111.74            | -                     | -                   | 101.05                  | 32.02            | 8.22                 | 29.55          | 206               | 245               | A            | V |
|                            |      |                   |                  |                   |                       |                     |                         |                  |                      |                |                   |                   | V            |   |
|                            |      |                   |                  |                   |                       |                     |                         |                  |                      |                |                   |                   | V            |   |
| 802.11n HT20 CH 44 5220MHz |      | 5127.92           | 52.82            | -21.18            | 74                    | 42.26               | 31.96                   | 8.15             | 29.55                | 105            | 213               | P                 | H            |   |
|                            |      | 5127.92           | 44.51            | -9.49             | 54                    | 33.95               | 31.96                   | 8.15             | 29.55                | 105            | 213               | A                 | H            |   |
|                            |      | *                 | 5220             | 109.98            | -                     | -                   | 99.23                   | 32.06            | 8.25                 | 29.56          | 105               | 213               | P            | H |
|                            |      | *                 | 5220             | 101.55            | -                     | -                   | 90.8                    | 32.06            | 8.25                 | 29.56          | 105               | 213               | A            | H |
|                            |      |                   | 5363.12          | 52.99             | -21.01                | 74                  | 42.02                   | 32.24            | 8.3                  | 29.57          | 105               | 213               | P            | H |
|                            |      |                   | 5376             | 41.92             | -12.08                | 54                  | 30.96                   | 32.24            | 8.3                  | 29.58          | 105               | 213               | A            | H |
|                            |      |                   | 5124.8           | 60.3              | -13.7                 | 74                  | 49.74                   | 31.96            | 8.15                 | 29.55          | 218               | 278               | P            | V |
|                            |      |                   | 5122.98          | 52.67             | -1.33                 | 54                  | 42.13                   | 31.96            | 8.13                 | 29.55          | 218               | 278               | A            | V |
|                            |      | *                 | 5220             | 119.12            | -                     | -                   | 108.37                  | 32.06            | 8.25                 | 29.56          | 218               | 278               | P            | V |
|                            |      | *                 | 5220             | 110.75            | -                     | -                   | 100                     | 32.06            | 8.25                 | 29.56          | 218               | 278               | A            | V |
|                            |      | 5376.28           | 54.84            | -19.16            | 74                    | 43.88               | 32.24                   | 8.3              | 29.58                | 218            | 278               | P                 | V            |   |
|                            |      | 5376              | 48.25            | -5.75             | 54                    | 37.29               | 32.24                   | 8.3              | 29.58                | 218            | 278               | A                 | V            |   |



|   |   |         |        |        |    |        |       |      |       |     |     |   |   |
|---|---|---------|--------|--------|----|--------|-------|------|-------|-----|-----|---|---|
| <b>802.11n</b><br><b>HT20</b><br><b>CH 48</b><br><b>5240MHz</b> |   | 5149.5  | 52.85  | -21.15 | 74 | 42.25  | 31.98 | 8.17 | 29.55 | 100 | 214 | P | H |
|   |   | 5147.68 | 44.83  | -9.17  | 54 | 34.23  | 31.98 | 8.17 | 29.55 | 100 | 214 | A | H |
|   | *   | 5240    | 110.77 | -      | -  | 100    | 32.08 | 8.25 | 29.56 | 100 | 214 | P | H |
|   | *   | 5240    | 102.33 | -      | -  | 91.56  | 32.08 | 8.25 | 29.56 | 100 | 214 | A | H |
|   |   | 5454.12 | 50.85  | -23.15 | 74 | 39.64  | 32.34 | 8.46 | 29.59 | 100 | 214 | P | H |
|   |   | 5376    | 42.3   | -11.7  | 54 | 31.34  | 32.24 | 8.3  | 29.58 | 100 | 214 | A | H |
|   |   | 5142.48 | 60.56  | -13.44 | 74 | 49.96  | 31.98 | 8.17 | 29.55 | 228 | 280 | P | V |
|   |   | 5145.08 | 52.69  | -1.31  | 54 | 42.09  | 31.98 | 8.17 | 29.55 | 228 | 280 | A | V |
|   | *   | 5240    | 120.49 | -      | -  | 109.72 | 32.08 | 8.25 | 29.56 | 228 | 280 | P | V |
|   | *   | 5240    | 112.19 | -      | -  | 101.42 | 32.08 | 8.25 | 29.56 | 228 | 280 | A | V |
|   |   | 5376.28 | 56.05  | -17.95 | 74 | 45.09  | 32.24 | 8.3  | 29.58 | 228 | 280 | P | V |
|   |   | 5376    | 48.8   | -5.2   | 54 | 37.84  | 32.24 | 8.3  | 29.58 | 228 | 280 | A | V |
| <b>Remark</b>   | 1. No other spurious found.<br>2. All results are PASS against Peak and Average limit line. |         |        |        |    |        |       |      |       |     |     |   |   |



**Band 1 5150~5250MHz**  
**WIFI 802.11n HT20 (Harmonic @ 3m)**

| WIFI Ant. 1+2                 | Note   | Frequency ( MHz ) | Level ( dBμV/m ) | Over Limit ( dB ) | Limit Line ( dBμV/m ) | Read Level (dBμV) | Antenna Factor ( dB/m ) | Path Loss ( dB ) | Preamp Factor ( dB ) | Ant Pos ( cm ) | Table Pos ( deg ) | Peak Avg. (P/A) | Pol. (H/V) |   |
|-------------------------------|--|-------------------|------------------|-------------------|-----------------------|-------------------|-------------------------|------------------|----------------------|----------------|-------------------|-----------------|------------|---|
| 802.11n HT20 CH 36<br>5180MHz |  | 10360             | 46.67            | -21.53            | 68.2                  | 52.07             | 39.29                   | 12.34            | 57.03                | 100            | 0                 | P               | H          |   |
|                               |  | 15540             | 46.1             | -27.9             | 74                    | 49.66             | 38.31                   | 14.61            | 56.48                | 100            | 0                 | P               | H          |   |
|                               |  |                   |                  |                   |                       |                   |                         |                  |                      |                |                   |                 | H          |   |
|                               |  |                   |                  |                   |                       |                   |                         |                  |                      |                |                   |                 | H          |   |
|                               |  |                   | 10360            | 45.64             | -22.56                | 68.2              | 51.04                   | 39.29            | 12.34                | 57.03          | 100               | 0               | P          | V |
|                               |  |                   | 15540            | 46.26             | -27.74                | 74                | 49.82                   | 38.31            | 14.61                | 56.48          | 100               | 0               | P          | V |
|                               |  |                   |                  |                   |                       |                   |                         |                  |                      |                |                   |                 |            | V |
| 802.11n HT20 CH 44<br>5220MHz |  | 10440             | 48.27            | -19.93            | 68.2                  | 53.53             | 39.39                   | 12.36            | 57.01                | 100            | 0                 | P               | H          |   |
|                               |  | 15660             | 46.25            | -27.75            | 74                    | 49.99             | 38                      | 14.67            | 56.41                | 100            | 0                 | P               | H          |   |
|                               |  |                   |                  |                   |                       |                   |                         |                  |                      |                |                   |                 | H          |   |
|                               |  |                   |                  |                   |                       |                   |                         |                  |                      |                |                   |                 | H          |   |
|                               |  |                   | 10440            | 47.16             | -21.04                | 68.2              | 52.42                   | 39.39            | 12.36                | 57.01          | 100               | 0               | P          | V |
|                               |  |                   | 15660            | 45.84             | -28.16                | 74                | 49.58                   | 38               | 14.67                | 56.41          | 100               | 0               | P          | V |
|                               |  |                   |                  |                   |                       |                   |                         |                  |                      |                |                   |                 |            | V |
| 802.11n HT20 CH 48<br>5240MHz |  | 10480             | 47.72            | -20.48            | 68.2                  | 52.87             | 39.47                   | 12.38            | 57                   | 100            | 0                 | P               | H          |   |
|                               |  | 15720             | 45.72            | -28.28            | 74                    | 49.59             | 37.82                   | 14.68            | 56.37                | 100            | 0                 | P               | H          |   |
|                               |  |                   |                  |                   |                       |                   |                         |                  |                      |                |                   |                 | H          |   |
|                               |  |                   |                  |                   |                       |                   |                         |                  |                      |                |                   |                 | H          |   |
|                               |  |                   | 10480            | 47.37             | -20.83                | 68.2              | 52.52                   | 39.47            | 12.38                | 57             | 100               | 0               | P          | V |
|                               |  |                   | 15720            | 45.6              | -28.4                 | 74                | 49.47                   | 37.82            | 14.68                | 56.37          | 100               | 0               | P          | V |
|                               |  |                   |                  |                   |                       |                   |                         |                  |                      |                |                   |                 |            | V |
| Remark                        | 1. No other spurious found.                                  |                   |                  |                   |                       |                   |                         |                  |                      |                |                   |                 |            |   |
|                               | 2. All results are PASS against Peak and Average limit line. |                   |                  |                   |                       |                   |                         |                  |                      |                |                   |                 |            |   |



**Band 1 5150~5250MHz**  
**WIFI 802.11n HT40 (Band Edge @ 3m)**

| WIFI Ant. 1+2              | Note  | Frequency ( MHz ) | Level ( dBμV/m ) | Over Limit ( dB ) | Limit Line ( dBμV/m ) | Read Level ( dBμV ) | Antenna Factor ( dB/m ) | Path Loss ( dB ) | Preamp Factor ( dB ) | Ant Pos ( cm ) | Table Pos ( deg ) | Peak Avg. ( P/A ) | Pol. ( H/V ) |
|----------------------------|---|-------------------|------------------|-------------------|-----------------------|---------------------|-------------------------|------------------|----------------------|----------------|-------------------|-------------------|--------------|
| 802.11n HT40 CH 38 5190MHz |   | 5106.6            | 52.03            | -21.97            | 74                    | 41.5                | 31.94                   | 8.13             | 29.54                | 118            | 214               | P                 | H            |
|                            |   | 5150              | 45.05            | -8.95             | 54                    | 34.45               | 31.98                   | 8.17             | 29.55                | 118            | 214               | A                 | H            |
|                            | *   | 5190              | 106.68           | -                 | -                     | 95.99               | 32.02                   | 8.22             | 29.55                | 118            | 214               | P                 | H            |
|                            | *   | 5190              | 99.87            | -                 | -                     | 89.18               | 32.02                   | 8.22             | 29.55                | 118            | 214               | A                 | H            |
|                            |   | 5416.6            | 50.91            | -23.09            | 74                    | 39.83               | 32.3                    | 8.36             | 29.58                | 118            | 214               | P                 | H            |
|                            |   | 5376              | 42.41            | -11.59            | 54                    | 31.45               | 32.24                   | 8.3              | 29.58                | 118            | 214               | A                 | H            |
|                            |   | 5099.06           | 58.6             | -15.4             | 74                    | 48.12               | 31.92                   | 8.1              | 29.54                | 400            | 181               | P                 | V            |
|                            |   | 5150              | 52.03            | -1.97             | 54                    | 41.43               | 31.98                   | 8.17             | 29.55                | 400            | 181               | A                 | V            |
|                            | *   | 5190              | 117.67           | -                 | -                     | 106.98              | 32.02                   | 8.22             | 29.55                | 400            | 181               | P                 | V            |
|                            | *   | 5190              | 110.07           | -                 | -                     | 99.38               | 32.02                   | 8.22             | 29.55                | 400            | 181               | A                 | V            |
|                            |   | 5376              | 53.49            | -20.51            | 74                    | 42.53               | 32.24                   | 8.3              | 29.58                | 400            | 181               | P                 | V            |
|                            |   | 5376              | 48.03            | -5.97             | 54                    | 37.07               | 32.24                   | 8.3              | 29.58                | 400            | 181               | A                 | V            |
| 802.11n HT40 CH 46 5230MHz |   | 5135.72           | 53.38            | -20.62            | 74                    | 42.82               | 31.96                   | 8.15             | 29.55                | 107            | 214               | P                 | H            |
|                            |   | 5137.54           | 45.26            | -8.74             | 54                    | 34.7                | 31.96                   | 8.15             | 29.55                | 107            | 214               | A                 | H            |
|                            | *   | 5230              | 108.7            | -                 | -                     | 97.93               | 32.08                   | 8.25             | 29.56                | 107            | 214               | P                 | H            |
|                            | *   | 5230              | 101.5            | -                 | -                     | 90.73               | 32.08                   | 8.25             | 29.56                | 107            | 214               | A                 | H            |
|                            |   | 5459.16           | 51.34            | -22.66            | 74                    | 40.13               | 32.34                   | 8.46             | 29.59                | 107            | 214               | P                 | H            |
|                            |   | 5376              | 43.36            | -10.64            | 54                    | 32.4                | 32.24                   | 8.3              | 29.58                | 107            | 214               | A                 | H            |
|                            |   | 5137.8            | 60.98            | -13.02            | 74                    | 50.42               | 31.96                   | 8.15             | 29.55                | 385            | 180               | P                 | V            |
|                            |   | 5120.12           | 52.9             | -1.1              | 54                    | 42.38               | 31.94                   | 8.13             | 29.55                | 385            | 180               | A                 | V            |
|                            | *   | 5230              | 119.6            | -                 | -                     | 108.83              | 32.08                   | 8.25             | 29.56                | 385            | 180               | P                 | V            |
|                            | *   | 5230              | 112.22           | -                 | -                     | 101.45              | 32.08                   | 8.25             | 29.56                | 385            | 180               | A                 | V            |
|                            | 5376  | 56.14             | -17.86           | 74                | 45.18                 | 32.24               | 8.3                     | 29.58            | 385                  | 180            | P                 | V                 |              |
|                            | 5376  | 50.41             | -3.59            | 54                | 39.45                 | 32.24               | 8.3                     | 29.58            | 385                  | 180            | A                 | V                 |              |
| Remark                     | 1. No other spurious found.<br>2. All results are PASS against Peak and Average limit line. |                   |                  |                   |                       |                     |                         |                  |                      |                |                   |                   |              |



**Band 1 5150~5250MHz**  
**WIFI 802.11n HT40 (Harmonic @ 3m)**

| WIFI Ant. 1+2              | Note  | Frequency ( MHz ) | Level ( dBμV/m ) | Over Limit ( dB ) | Limit Line ( dBμV/m ) | Read Level (dBμV) | Antenna Factor ( dB/m ) | Path Loss ( dB ) | Preamp Factor ( dB ) | Ant Pos ( cm ) | Table Pos ( deg ) | Peak Avg. (P/A) | Pol. (H/V) |
|----------------------------|---|-------------------|------------------|-------------------|-----------------------|-------------------|-------------------------|------------------|----------------------|----------------|-------------------|-----------------|------------|
| 802.11n HT40 CH 38 5190MHz |   | 10380             | 45.96            | -22.24            | 68.2                  | 51.33             | 39.31                   | 12.34            | 57.02                | 100            | 0                 | P               | H          |
|                            |   | 15570             | 45.48            | -28.52            | 74                    | 49.1              | 38.22                   | 14.62            | 56.46                | 100            | 0                 | P               | H          |
|                            |   |                   |                  |                   |                       |                   |                         |                  |                      |                |                   |                 | H          |
|                            |   |                   |                  |                   |                       |                   |                         |                  |                      |                |                   |                 | H          |
|                            |   | 10380             | 46.53            | -21.67            | 68.2                  | 51.9              | 39.31                   | 12.34            | 57.02                | 100            | 0                 | P               | V          |
|                            |   | 15570             | 46.12            | -27.88            | 74                    | 49.74             | 38.22                   | 14.62            | 56.46                | 100            | 0                 | P               | V          |
|                            |   |                   |                  |                   |                       |                   |                         |                  |                      |                |                   |                 | V          |
|                            |   |                   |                  |                   |                       |                   |                         |                  |                      |                |                   |                 | V          |
| 802.11n HT40 CH 46 5230MHz |   | 10460             | 48.23            | -19.97            | 68.2                  | 53.45             | 39.42                   | 12.37            | 57.01                | 100            | 0                 | P               | H          |
|                            |   | 15690             | 45.5             | -28.5             | 74                    | 49.31             | 37.91                   | 14.67            | 56.39                | 100            | 0                 | P               | H          |
|                            |   |                   |                  |                   |                       |                   |                         |                  |                      |                |                   |                 | H          |
|                            |   |                   |                  |                   |                       |                   |                         |                  |                      |                |                   |                 | H          |
|                            |   | 10460             | 48.24            | -19.96            | 68.2                  | 53.46             | 39.42                   | 12.37            | 57.01                | 100            | 0                 | P               | V          |
|                            |   | 15690             | 45.12            | -28.88            | 74                    | 48.93             | 37.91                   | 14.67            | 56.39                | 100            | 0                 | P               | V          |
|                            |   |                   |                  |                   |                       |                   |                         |                  |                      |                |                   |                 | V          |
|                            |   |                   |                  |                   |                       |                   |                         |                  |                      |                |                   |                 | V          |
| Remark                     | 1. No other spurious found.<br>2. All results are PASS against Peak and Average limit line. |                   |                  |                   |                       |                   |                         |                  |                      |                |                   |                 |            |



**Band 1 5150~5250MHz**  
**WIFI 802.11ac VHT80 (Band Edge @ 3m)**

| WIFI Ant. 1+2                       | Note  | Frequency ( MHz ) | Level ( dBμV/m ) | Over Limit ( dB ) | Limit Line ( dBμV/m ) | Read Level (dBμV) | Antenna Factor ( dB/m ) | Path Loss ( dB ) | Preamp Factor ( dB ) | Ant Pos ( cm ) | Table Pos ( deg ) | Peak Avg. (P/A) | Pol. (H/V) |
|-------------------------------------|---|-------------------|------------------|-------------------|-----------------------|-------------------|-------------------------|------------------|----------------------|----------------|-------------------|-----------------|------------|
| <b>802.11ac VHT80 CH 42 5210MHz</b> |   | 5135.72           | 53.32            | -20.68            | 74                    | 42.76             | 31.96                   | 8.15             | 29.55                | 101            | 213               | P               | H          |
|                                     |   | 5137.54           | 44.47            | -9.53             | 54                    | 33.91             | 31.96                   | 8.15             | 29.55                | 101            | 213               | A               | H          |
|                                     | *   | 5210              | 100.75           | -                 | -                     | 90.01             | 32.06                   | 8.24             | 29.56                | 101            | 213               | P               | H          |
|                                     | *   | 5210              | 92.9             | -                 | -                     | 82.16             | 32.06                   | 8.24             | 29.56                | 101            | 213               | A               | H          |
|                                     |   | 5453.28           | 52.48            | -21.52            | 74                    | 41.27             | 32.34                   | 8.46             | 29.59                | 101            | 213               | P               | H          |
|                                     |   | 5439.84           | 42.27            | -11.73            | 54                    | 31.12             | 32.32                   | 8.41             | 29.58                | 101            | 213               | A               | H          |
|                                     |   | 5147.16           | 60.24            | -13.76            | 74                    | 49.64             | 31.98                   | 8.17             | 29.55                | 363            | 187               | P               | V          |
|                                     |   | 5148.98           | 52.19            | -1.81             | 54                    | 41.59             | 31.98                   | 8.17             | 29.55                | 363            | 187               | A               | V          |
|                                     | *   | 5210              | 110.86           | -                 | -                     | 100.12            | 32.06                   | 8.24             | 29.56                | 363            | 187               | P               | V          |
|                                     | *   | 5210              | 103.41           | -                 | -                     | 92.67             | 32.06                   | 8.24             | 29.56                | 363            | 187               | A               | V          |
|                                     |   | 5376              | 55.53            | -18.47            | 74                    | 44.57             | 32.24                   | 8.3              | 29.58                | 363            | 187               | P               | V          |
|                                     | 5376  | 49.41             | -4.59            | 54                | 38.45                 | 32.24             | 8.3                     | 29.58            | 363                  | 187            | A                 | V               |            |
| <b>Remark</b>                       | 1. No other spurious found.<br>2. All results are PASS against Peak and Average limit line. |                   |                  |                   |                       |                   |                         |                  |                      |                |                   |                 |            |



**Band 1 5150~5250MHz  
WIFI 802.11ac VHT80 (Harmonic @ 3m)**

| WIFI Ant. 1+2                         | Note  | Frequency ( MHz ) | Level ( dBμV/m ) | Over Limit ( dB ) | Limit Line ( dBμV/m ) | Read Level (dBμV) | Antenna Factor ( dB/m ) | Path Loss ( dB ) | Preamp Factor ( dB ) | Ant Pos ( cm ) | Table Pos ( deg ) | Peak Avg. (P/A) | Pol. (H/V) |   |
|---------------------------------------|---|-------------------|------------------|-------------------|-----------------------|-------------------|-------------------------|------------------|----------------------|----------------|-------------------|-----------------|------------|---|
| 802.11ac<br>VHT80<br>CH 42<br>5210MHz |   | 10420             | 47.42            | -20.78            | 68.2                  | 52.71             | 39.37                   | 12.36            | 57.02                | 100            | 0                 | P               | H          |   |
|                                       |   | 15630             | 47.19            | -26.81            | 74                    | 50.92             | 38.04                   | 14.65            | 56.42                | 100            | 0                 | P               | H          |   |
|                                       |   |                   |                  |                   |                       |                   |                         |                  |                      |                |                   |                 | H          |   |
|                                       |   |                   |                  |                   |                       |                   |                         |                  |                      |                |                   |                 | H          |   |
|                                       |   |                   | 10420            | 47.55             | -20.65                | 68.2              | 52.84                   | 39.37            | 12.36                | 57.02          | 100               | 0               | P          | V |
|                                       |   |                   | 15630            | 46.01             | -27.99                | 74                | 49.74                   | 38.04            | 14.65                | 56.42          | 100               | 0               | P          | V |
|                                       |   |                   |                  |                   |                       |                   |                         |                  |                      |                |                   |                 |            | V |
|                                       |   |                   |                  |                   |                       |                   |                         |                  |                      |                |                   |                 | V          |   |
| <b>Remark</b>                         | 1. No other spurious found.<br>2. All results are PASS against Peak and Average limit line. |                   |                  |                   |                       |                   |                         |                  |                      |                |                   |                 |            |   |



Emission below 1GHz  
WIFI 802.11n HT40 (LF @ 3m)

| WIFI                  | Note   | Frequency | Level      | Over   | Limit      | Read     | Antenna  | Path   | Preamp | Ant    | Table   | Peak    | Pol.    |   |
|-----------------------|--|-----------|------------|--------|------------|----------|----------|--------|--------|--------|---------|---------|---------|---|
| Ant.                  |  |           |            | Limit  | Line       | Level    | Factor   | Loss   | Factor | Pos    | Pos     | Avg.    |         |   |
| 1+2                   |  | ( MHz )   | ( dBμV/m ) | ( dB ) | ( dBμV/m ) | ( dBμV ) | ( dB/m ) | ( dB ) | ( dB ) | ( cm ) | ( deg ) | ( P/A ) | ( H/V ) |   |
| 802.11n<br>HT40<br>LF |  | 162.84    | 23.87      | -19.63 | 43.5       | 38.21    | 16.38    | 1.56   | 32.28  | -      | -       | P       | H       |   |
|                       |  | 174.45    | 25.3       | -18.2  | 43.5       | 40.46    | 15.45    | 1.67   | 32.28  | -      | -       | P       | H       |   |
|                       |  | 300       | 36.69      | -9.31  | 46         | 47.42    | 19.3     | 2.1    | 32.13  | -      | -       | P       | H       |   |
|                       |  | 374.9     | 38.72      | -7.28  | 46         | 47.45    | 21.07    | 2.35   | 32.15  | 100    | 0       | P       | H       |   |
|                       |  | 500.2     | 34.53      | -11.47 | 46         | 40.11    | 23.96    | 2.66   | 32.2   | -      | -       | P       | H       |   |
|                       |  | 899.9     | 37.02      | -8.98  | 46         | 35.95    | 29.03    | 3.55   | 31.51  | -      | -       | P       | H       |   |
|                       |  |           |            |        |            |          |          |        |        |        |         |         |         | H |
|                       |  |           |            |        |            |          |          |        |        |        |         |         |         | H |
|                       |  |           |            |        |            |          |          |        |        |        |         |         |         | H |
|                       |  |           |            |        |            |          |          |        |        |        |         |         |         | H |
|                       |  |           |            |        |            |          |          |        |        |        |         |         |         | H |
|                       |  |           |            |        |            |          |          |        |        |        |         |         |         | H |
|                       |  |           | 31.08      | 27.23  | -12.77     | 40       | 34.82    | 23.96  | 0.79   | 32.34  | -       | -       | P       | V |
|                       |  |           | 172.29     | 27.59  | -15.91     | 43.5     | 42.58    | 15.62  | 1.67   | 32.28  | -       | -       | P       | V |
|                       |  |           | 300        | 33.88  | -12.12     | 46       | 44.61    | 19.3   | 2.1    | 32.13  | -       | -       | P       | V |
|                       |  |           | 374.9      | 35.83  | -10.17     | 46       | 44.56    | 21.07  | 2.35   | 32.15  | 100     | 0       | P       | V |
|                       |  |           | 500.2      | 35.19  | -10.81     | 46       | 40.77    | 23.96  | 2.66   | 32.2   | -       | -       | P       | V |
|                       |  |           | 899.9      | 35.19  | -10.81     | 46       | 34.12    | 29.03  | 3.55   | 31.51  | -       | -       | P       | V |
|                       |  |           |            |        |            |          |          |        |        |        |         |         |         | V |
|                       |  |           |            |        |            |          |          |        |        |        |         |         |         | V |
|                       |  |           |            |        |            |          |          |        |        |        |         |         | V       |   |
|                       |  |           |            |        |            |          |          |        |        |        |         |         | V       |   |
|                       |  |           |            |        |            |          |          |        |        |        |         |         | V       |   |
|                       |  |           |            |        |            |          |          |        |        |        |         |         | V       |   |
| Remark                | 1. No other spurious found.<br>2. All results are PASS against limit line. |           |            |        |            |          |          |        |        |        |         |         |         |   |





**Note symbol**

|     |  |
|-----|--|
| *   | <b>Fundamental Frequency</b> which can be ignored. However, the level of any unwanted emissions shall not exceed the level of the fundamental frequency. |
| !   | Test result is <b>over limit</b> line.   |
| P/A | <b>Peak</b> or <b>Average</b>  |
| H/V | <b>Horizontal</b> or <b>Vertical</b>   |



A calculation example for radiated spurious emission is shown as below:

| WIFI    | Note | Frequency | Level      | Over   | Limit      | Read     | Antenna  | Path   | Preamp | Ant    | Table   | Peak    | Pol.    |
|---------|------|-----------|------------|--------|------------|----------|----------|--------|--------|--------|---------|---------|---------|
| Ant.    |      |           |            | Limit  | Line       | Level    | Factor   | Loss   | Factor | Pos    | Pos     | Avg.    |         |
| 1+2     |      | ( MHz )   | ( dBμV/m ) | ( dB ) | ( dBμV/m ) | ( dBμV ) | ( dB/m ) | ( dB ) | ( dB ) | ( cm ) | ( deg ) | ( P/A ) | ( H/V ) |
| 802.11b |      | 2390      | 55.45      | -18.55 | 74         | 54.51    | 32.22    | 4.58   | 35.86  | 103    | 308     | P       | H       |
| CH 01   |      |           |            |        |            |          |          |        |        |        |         |         |         |
| 2412MHz |      | 2390      | 43.54      | -10.46 | 54         | 42.6     | 32.22    | 4.58   | 35.86  | 103    | 308     | A       | H       |

1. Path Loss(dB) = Cable loss(dB) + Filter loss(dB) + Attenuator loss(dB)
2. Level(dBμV/m) = Antenna Factor(dB/m) + Path Loss(dB) + Read Level(dBμV) - Preamp Factor(dB)
3. Over Limit(dB) = Level(dBμV/m) – Limit Line(dBμV/m)

**For Peak Limit @ 2390MHz:**

1. Level(dBμV/m)  
= Antenna Factor(dB/m) + Path Loss(dB) + Read Level(dBμV) - Preamp Factor(dB)  
= 32.22(dB/m) + 4.58(dB) + 54.51(dBμV) – 35.86 (dB)  
= 55.45 (dBμV/m)
2. Over Limit(dB)  
= Level(dBμV/m) – Limit Line(dBμV/m)  
= 55.45(dBμV/m) – 74(dBμV/m)  
= -18.55(dB)

**For Average Limit @ 2390MHz:**

1. Level(dBμV/m)  
= Antenna Factor(dB/m) + Path Loss(dB) + Read Level(dBμV) - Preamp Factor(dB)  
= 32.22(dB/m) + 4.58(dB) + 42.6(dBμV) – 35.86 (dB)  
= 43.54 (dBμV/m)
2. Over Limit(dB) = Level(dBμV/m) – Limit Line(dBμV/m)  
= 43.54(dBμV/m) – 54(dBμV/m)  
= -10.46(dB)

**Both peak and average measured complies with the limit line, so test result is “PASS”.**



## Appendix D. Radiated Spurious Emission Plots

|                 |                                    |                     |           |
|-----------------|------------------------------------|---------------------|-----------|
| Test Engineer : | Alex Jheng, Fu Chen, and Wilson Wu | Temperature :       | 24.5~25°C |
|                 |                                    | Relative Humidity : | 47~48%    |

**Note symbol**

|    |                       |
|----|-----------------------|
| -L | Low channel location  |
| -R | High channel location |



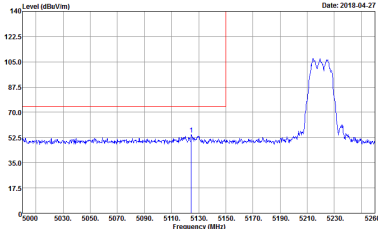
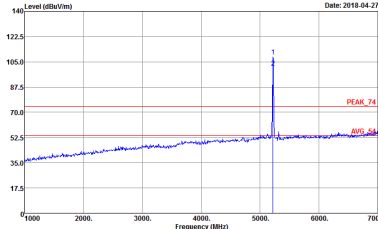
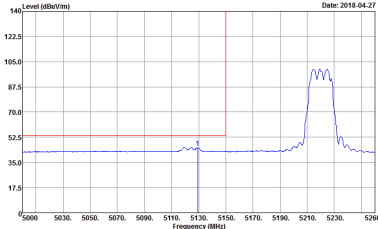
**Band 1 - 5150~5250MHz**  
**WIFI 802.11a (Band Edge @ 3m)**

| WIFI        | Band 1 5150~5250MHz Band Edge @ 3m  |  |
|-------------|---|--|
| ANT         | 802.11a CH36 5180MHz  |  |
| 1+2         | Horizontal  | Fundamental  |
| <b>Peak</b> | <p>Site : 03CH13-HY<br/>Condition : PEAK_BE_74 3m HORN_91200_1241 HORIZONTAL<br/>Detector : Peak<br/>Project : 831426<br/>Mode : 1<br/>Power : 21</p> | <p>Site : 03CH13-HY<br/>Condition : PEAK_74 3m HORN_91200_1241 HORIZONTAL<br/>Detector : Peak<br/>Project : 831426<br/>Mode : 1<br/>Power : 21</p> |
| <b>Avg.</b> | <p>Site : 03CH13-HY<br/>Condition : AVG_BE_54 3m HORN_91200_1241 HORIZONTAL<br/>Detector : Peak<br/>Project : 831426<br/>Mode : 1<br/>Power : 21</p>  | <b>Left blank</b>  |

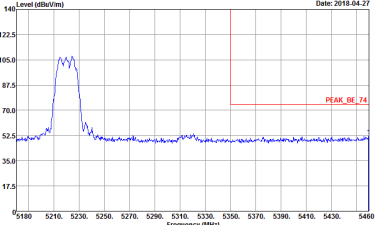



| WIFI               | Band 1 5150~5250MHz Band Edge @ 3m   |   |
|--------------------|--|---|
| ANT                | 802.11a CH36 5180MHz   |   |
| 1+2                | Vertical   | Fundamental   |
| <p><b>Peak</b></p> | <p>Site : 03CH13-HY<br/>           Condition : PEAK_BE_74 3m HORN_91200_1241 VERTICAL<br/>           Detector : Peak<br/>           Project : 831426<br/>           Mode : 1<br/>           Power : 21</p> | <p>Site : 03CH13-HY<br/>           Condition : PEAK_74 3m HORN_91200_1241 VERTICAL<br/>           Detector : Peak<br/>           Project : 831426<br/>           Mode : 1<br/>           Power : 21</p> |
| <p><b>Avg.</b></p> | <p>Site : 03CH13-HY<br/>           Condition : AVG_BE_54 3m HORN_91200_1241 VERTICAL<br/>           Detector : Peak<br/>           Project : 831426<br/>           Mode : 1<br/>           Power : 21</p>  | <p>Left blank</p>   |

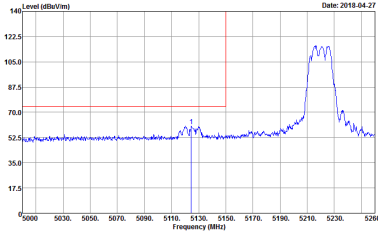
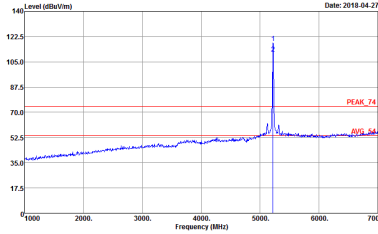
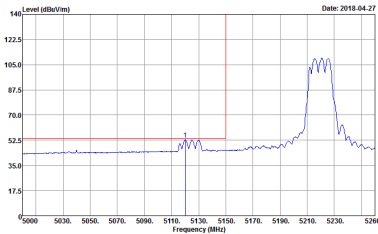


| WIFI               | Band 1 5150~5250MHz Band Edge @ 3m   |  |
|--------------------|--|--|
| ANT                | 802.11a CH44 5220MHz - L   |  |
| 1+2                | Horizontal   | Fundamental  |
| <p><b>Peak</b></p> |  <p>Site : 03CH13-HY<br/>           Condition : PEAK_BE_74 3m HORN_91200_1241 HORIZONTAL<br/>           RBW:1000.000KHz VBW:3000.000KHz SWT:Auto<br/>           Detector : Peak<br/>           Project : 831426<br/>           Mode : 2<br/>           Power : 19.5</p> |  <p>Site : 03CH13-HY<br/>           Condition : PEAK_74 3m HORN_91200_1241 HORIZONTAL<br/>           RBW:1000.000KHz VBW:3000.000KHz SWT:Auto<br/>           Detector : Peak<br/>           Project : 831426<br/>           Mode : 2<br/>           Power : 19.5</p> |
| <p><b>Avg.</b></p> |  <p>Site : 03CH13-HY<br/>           Condition : AVG_BE_54 3m HORN_91200_1241 HORIZONTAL<br/>           RBW:1000.000KHz VBW:1000KHz SWT:Auto<br/>           Detector : Peak<br/>           Project : 831426<br/>           Mode : 2<br/>           Power : 19.5</p>    | <p><b>Left blank</b></p>   |



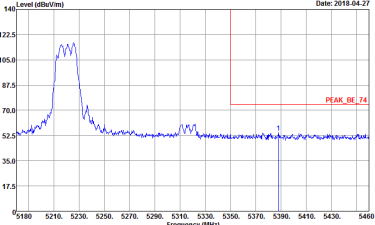
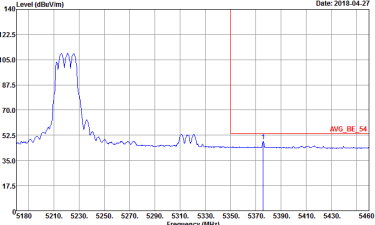
| WIFI               | Band 1 5150~5250MHz Band Edge @ 3m   |                   |
|--------------------|--|-------------------|
| ANT                | 802.11a CH44 5220MHz - R   |                   |
| 1+2                | Horizontal   | Fundamental       |
| <p><b>Peak</b></p> |  <p>Site : 03CH13-HY<br/>           Condition : PEAK_BE_74 3m HORN_9120D_1241 HORIZONTAL<br/>           RBW:1000.000KHz VBW:3000.000KHz SWT:Auto<br/>           Detector : Peak<br/>           Project : 831426<br/>           Mode : 2<br/>           Power : 19.5</p> | <p>Left blank</p> |
| <p><b>Avg.</b></p> |  <p>Site : 03CH13-HY<br/>           Condition : AVG_BE_54 3m HORN_9120D_1241 HORIZONTAL<br/>           RBW:1000.000KHz VBW:1.000KHz SWT:Auto<br/>           Detector : Peak<br/>           Project : 831426<br/>           Mode : 2<br/>           Power : 19.5</p>   | <p>Left blank</p> |



| WIFI               | Band 1 5150~5250MHz Band Edge @ 3m  |  |
|--------------------|---|--|
| ANT                | 802.11a CH44 5220MHz - L  |  |
| 1+2                | Vertical  | Fundamental  |
| <p><b>Peak</b></p> |  <p>Site : 03CH13-HY<br/>           Condition : PEAK_BE_74 3m HORN_91200_1241 VERTICAL<br/>           Detector : Peak<br/>           Project : 831426<br/>           Mode : 2<br/>           Power : 19.5</p>  |  <p>Site : 03CH13-HY<br/>           Condition : PEAK_74 3m HORN_91200_1241 VERTICAL<br/>           Detector : Peak<br/>           Project : 831426<br/>           Mode : 2<br/>           Power : 19.5</p> |
| <p><b>Avg.</b></p> |  <p>Site : 03CH13-HY<br/>           Condition : AVG_BE_54 3m HORN_91200_1241 VERTICAL<br/>           Detector : Peak<br/>           Project : 831426<br/>           Mode : 2<br/>           Power : 19.5</p> | <p>Left blank</p>  |



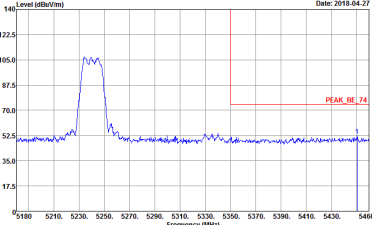
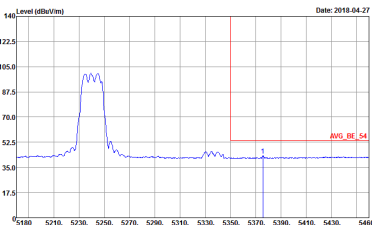


| WIFI               | Band 1 5150~5250MHz Band Edge @ 3m   |                   |
|--------------------|--|-------------------|
| ANT                | 802.11a CH44 5220MHz - R   |                   |
| 1+2                | Vertical   | Fundamental       |
| <p><b>Peak</b></p> |  <p>Site : 03CH13-HY<br/>           Condition : PEAK_BE_74 3m HORN_9120D_1241 VERTICAL<br/>           RBW:1000.000KHz VBW:3000.000KHz SWF:Auto<br/>           Detector : Peak<br/>           Project : 831426<br/>           Mode : 2<br/>           Power : 19.5</p> | <p>Left blank</p> |
| <p><b>Avg.</b></p> |  <p>Site : 03CH13-HY<br/>           Condition : AVG_BE_54 3m HORN_9120D_1241 VERTICAL<br/>           RBW:1000.000KHz VBW:1.000KHz SWF:Auto<br/>           Detector : Peak<br/>           Project : 831426<br/>           Mode : 2<br/>           Power : 19.5</p>   | <p>Left blank</p> |



| WIFI        | Band 1 5150~5250MHz Band Edge @ 3m   |   |
|-------------|--|---|
| ANT         | 802.11a CH48 5240MHz - L   |   |
| 1+2         | Horizontal   | Fundamental   |
| <b>Peak</b> | <p>           Site : 03CH13-HY<br/>           Condition : PEAK_BE_74 3m HORN_91200_1241 HORIZONTAL<br/>           Detector : Peak<br/>           Project : 831426<br/>           Mode : 3<br/>           Power : 20         </p> | <p>           Site : 03CH13-HY<br/>           Condition : PEAK_74 3m HORN_91200_1241 HORIZONTAL<br/>           Detector : Peak<br/>           Project : 831426<br/>           Mode : 3<br/>           Power : 20         </p> |
| <b>Avg.</b> | <p>           Site : 03CH13-HY<br/>           Condition : AVG_BE_54 3m HORN_91200_1241 HORIZONTAL<br/>           Detector : Peak<br/>           Project : 831426<br/>           Mode : 3<br/>           Power : 20         </p>  | <b>Left blank</b>   |

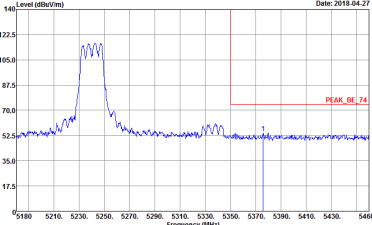
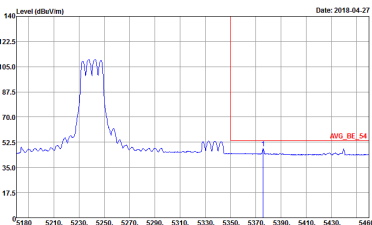


| WIFI               | Band 1 5150~5250MHz Band Edge @ 3m  |                   |
|--------------------|---|-------------------|
| ANT                | 802.11a CH48 5240MHz - R  |                   |
| 1+2                | Horizontal  | Fundamental       |
| <p><b>Peak</b></p> |  <p>Site : 03CH13-HY<br/>           Condition : PEAK_BE_74 3m HORN_9120D_1241 HORIZONTAL<br/>           Detector : Peak<br/>           Project : 831426<br/>           Mode : 3<br/>           Power : 20</p>  | <p>Left blank</p> |
| <p><b>Avg.</b></p> |  <p>Site : 03CH13-HY<br/>           Condition : AVG_BE_54 3m HORN_9120D_1241 HORIZONTAL<br/>           Detector : Peak<br/>           Project : 831426<br/>           Mode : 3<br/>           Power : 20</p> | <p>Left blank</p> |



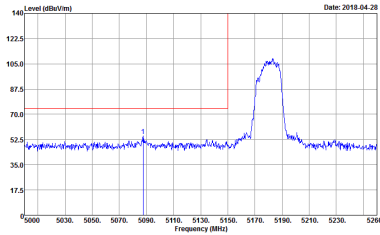
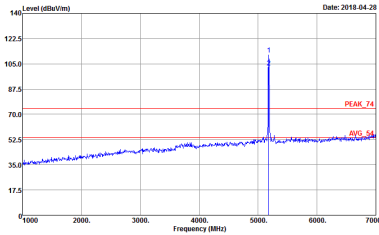
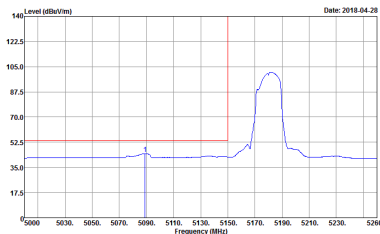
| WIFI | Band 1 5150~5250MHz Band Edge @ 3m   |   |
|------|--|---|
| ANT  | 802.11a CH48 5240MHz - L   |   |
| 1+2  | Vertical   | Fundamental   |
| Peak | <p>Site : 03CH13-HY<br/>           Condition : PEAK_BE_74 3m HORN_91200_1241 VERTICAL<br/>           RBW:1000.000kHz VBW:3000.000kHz SWT:Auto<br/>           Detector : Peak<br/>           Project : 831426<br/>           Mode : 3<br/>           Power : 20</p> | <p>Site : 03CH13-HY<br/>           Condition : PEAK_74 3m HORN_91200_1241 VERTICAL<br/>           RBW:1000.000kHz VBW:3000.000kHz SWT:Auto<br/>           Detector : Peak<br/>           Project : 831426<br/>           Mode : 3<br/>           Power : 20</p> |
| Avg. | <p>Site : 03CH13-HY<br/>           Condition : AVG_BE_54 3m HORN_91200_1241 VERTICAL<br/>           RBW:1000.000kHz VBW:1000.000kHz SWT:Auto<br/>           Detector : Peak<br/>           Project : 831426<br/>           Mode : 3<br/>           Power : 20</p>  | Left blank  |



| WIFI               | Band 1 5150~5250MHz Band Edge @ 3m   |                   |
|--------------------|--|-------------------|
| ANT                | 802.11a CH48 5240MHz - R   |                   |
| 1+2                | Vertical   | Fundamental       |
| <p><b>Peak</b></p> |  <p>Site : 03CH13-HY<br/>           Condition : PEAK_BE_74 3m HORN_9120D_1241 VERTICAL<br/>           RBW:1000.000KHz VBW:3000.000KHz SWF:Auto<br/>           Detector : Peak<br/>           Project : 831426<br/>           Mode : 3<br/>           Power : 20</p> | <p>Left blank</p> |
| <p><b>Avg.</b></p> |  <p>Site : 03CH13-HY<br/>           Condition : AVG_BE_54 3m HORN_9120D_1241 VERTICAL<br/>           RBW:1000.000KHz VBW:1.000KHz SWF:Auto<br/>           Detector : Peak<br/>           Project : 831426<br/>           Mode : 3<br/>           Power : 20</p>   | <p>Left blank</p> |



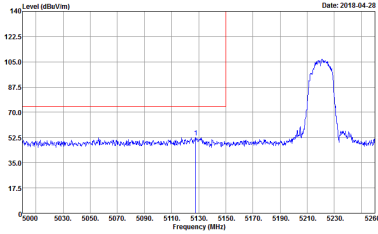
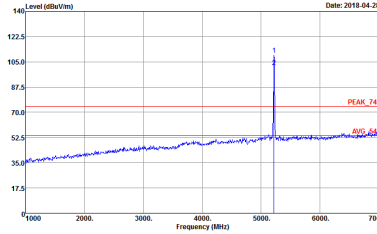
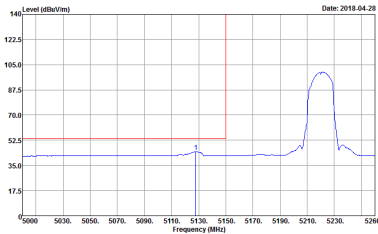
**Band 1 5150~5250MHz  
WIFI 802.11n HT20 (Band Edge @ 3m)**

| WIFI                              | Band 1 5150~5250MHz Band Edge @ 3m  |  |
|-----------------------------------|---|--|
| ANT                               | 802.11n HT20 CH36 5180MHz   |  |
| 1+2                               | Horizontal  | Fundamental  |
| <p align="center"><b>Peak</b></p> |  <p>Date: 2018-04-28</p> <p>Site : 03CH13-HY<br/>Condition : PEAK_BE_74 3m HORN_91200_1241 HORIZONTAL<br/>Detector : Peak<br/>Project : 831426<br/>Mode : -4<br/>Power : 21</p>  |  <p>Date: 2018-04-28</p> <p>Site : 03CH13-HY<br/>Condition : PEAK_74 3m HORN_91200_1241 HORIZONTAL<br/>Detector : Peak<br/>Project : 831426<br/>Mode : -4<br/>Power : 21</p> |
| <p align="center"><b>Avg.</b></p> |  <p>Date: 2018-04-28</p> <p>Site : 03CH13-HY<br/>Condition : AVG_BE_54 3m HORN_91200_1241 HORIZONTAL<br/>Detector : Peak<br/>Project : 831426<br/>Mode : -4<br/>Power : 21</p> | <p align="center"><b>Left blank</b></p>  |



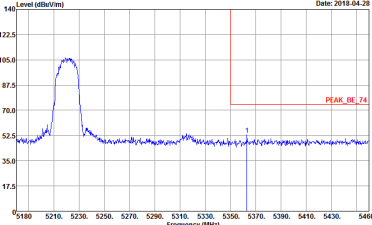
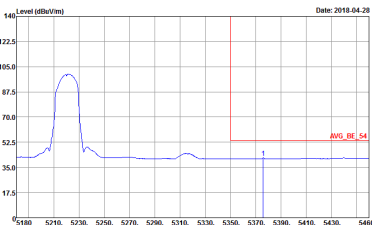
| WIFI        | Band 1 5150~5250MHz Band Edge @ 3m   |   |
|-------------|--|---|
| ANT         | 802.11n HT20 CH36 5180MHz  |   |
| 1+2         | Vertical   | Fundamental   |
| <b>Peak</b> | <p>           Site : 03CH13-HY<br/>           Condition : PEAK_BE_74 3m HORN_91200_1241 VERTICAL<br/>           RBW:1000.000KHz VBW:3000.000KHz SWT:Auto<br/>           Detector : Peak<br/>           Project : 831426<br/>           Mode : 4<br/>           Power : 21         </p> | <p>           Site : 03CH13-HY<br/>           Condition : PEAK_74 3m HORN_91200_1241 VERTICAL<br/>           RBW:1000.000KHz VBW:3000.000KHz SWT:Auto<br/>           Detector : Peak<br/>           Project : 831426<br/>           Mode : 4<br/>           Power : 21         </p> |
| <b>Avg.</b> | <p>           Site : 03CH13-HY<br/>           Condition : AVG_BE_54 3m HORN_91200_1241 VERTICAL<br/>           RBW:1000.000KHz VBW:0.010KHz SWT:Auto<br/>           Detector : Peak<br/>           Project : 831426<br/>           Mode : 4<br/>           Power : 21         </p>     | <b>Left blank</b>   |



| WIFI               | Band 1 5150~5250MHz Band Edge @ 3m  |  |
|--------------------|---|--|
| ANT                | 802.11n HT20 CH44 5220MHz - L   |  |
| 1+2                | Horizontal  | Fundamental  |
| <p><b>Peak</b></p> |  <p>Site : 03CH13-HY<br/>           Condition : PEAK_BE_74 3m HORN_91200_1241 HORIZONTAL<br/>           RBW:1000.000KHz VBW:3000.000KHz SWT:Auto<br/>           Detector : Peak<br/>           Project : 831426<br/>           Mode : 5<br/>           Power : 19</p>  |  <p>Site : 03CH13-HY<br/>           Condition : PEAK_74 3m HORN_91200_1241 HORIZONTAL<br/>           RBW:1000.000KHz VBW:3000.000KHz SWT:Auto<br/>           Detector : Peak<br/>           Project : 831426<br/>           Mode : 5<br/>           Power : 19</p> |
| <p><b>Avg.</b></p> |  <p>Site : 03CH13-HY<br/>           Condition : AVG_BE_54 3m HORN_91200_1241 HORIZONTAL<br/>           RBW:1000.000KHz VBW:3000.000KHz SWT:Auto<br/>           Detector : Peak<br/>           Project : 831426<br/>           Mode : 5<br/>           Power : 19</p> | <p><b>Left blank</b></p>   |



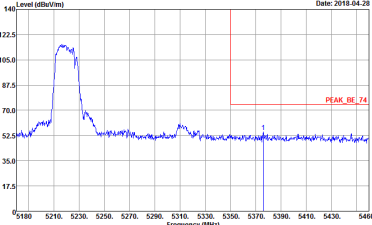
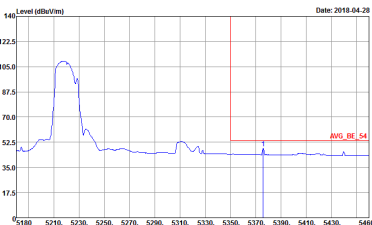


| WIFI               | Band 1 5150~5250MHz Band Edge @ 3m  |                   |
|--------------------|---|-------------------|
| ANT                | 802.11n HT20 CH44 5220MHz - R   |                   |
| 1+2                | Horizontal  | Fundamental       |
| <p><b>Peak</b></p> |  <p>Site : 03CH13-HY<br/>           Condition : PEAK_BE_74 3m HORN_9120D_1241 HORIZONTAL<br/>           Detector : Peak<br/>           Project : 831426<br/>           Mode : 5<br/>           Power : 19</p>  | <p>Left blank</p> |
| <p><b>Avg.</b></p> |  <p>Site : 03CH13-HY<br/>           Condition : AVG_BE_54 3m HORN_9120D_1241 HORIZONTAL<br/>           Detector : Peak<br/>           Project : 831426<br/>           Mode : 5<br/>           Power : 19</p> | <p>Left blank</p> |



| WIFI | Band 1 5150~5250MHz Band Edge @ 3m   |   |
|------|--|---|
| ANT  | 802.11n HT20 CH44 5220MHz - L  |   |
| 1+2  | Vertical   | Fundamental   |
| Peak | <p>Site : 03CH13-HY<br/>           Condition : PEAK_BE_74 3m HORN_91200_1241 VERTICAL<br/>           Detector : Peak<br/>           Project : 831426<br/>           Mode : 5<br/>           Power : 19</p> | <p>Site : 03CH13-HY<br/>           Condition : PEAK_74 3m HORN_91200_1241 VERTICAL<br/>           Detector : Peak<br/>           Project : 831426<br/>           Mode : 5<br/>           Power : 19</p> |
| Avg. | <p>Site : 03CH13-HY<br/>           Condition : AVG_BE_54 3m HORN_91200_1241 VERTICAL<br/>           Detector : Peak<br/>           Project : 831426<br/>           Mode : 5<br/>           Power : 19</p>  | Left blank  |

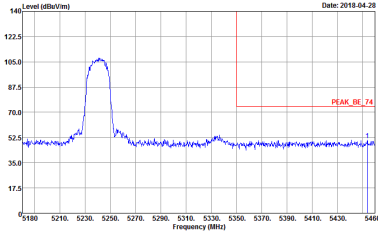
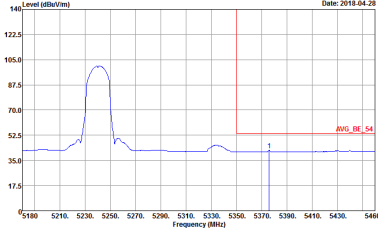


| WIFI               | Band 1 5150~5250MHz Band Edge @ 3m  |                   |
|--------------------|---|-------------------|
| ANT                | 802.11n HT20 CH44 5220MHz - R   |                   |
| 1+2                | Vertical  | Fundamental       |
| <p><b>Peak</b></p> |  <p>Site : 03CH13-HY<br/>           Condition : PEAK_BE_74 3m HORN_9120D_1241 VERTICAL<br/>           Detector : Peak<br/>           Project : 831426<br/>           Mode : 5<br/>           Power : 19</p>  | <p>Left blank</p> |
| <p><b>Avg.</b></p> |  <p>Site : 03CH13-HY<br/>           Condition : AVG_BE_54 3m HORN_9120D_1241 VERTICAL<br/>           Detector : Peak<br/>           Project : 831426<br/>           Mode : 5<br/>           Power : 19</p> | <p>Left blank</p> |

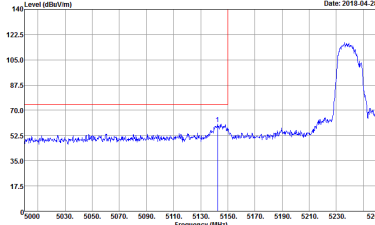
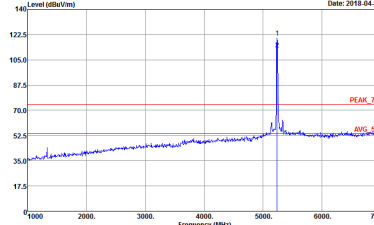
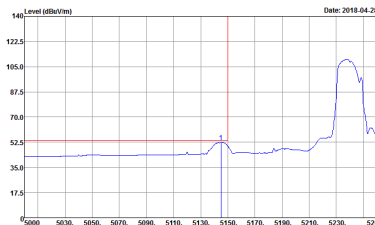


| WIFI               | Band 1 5150~5250MHz Band Edge @ 3m   |   |
|--------------------|--|---|
| ANT                | 802.11n HT20 CH48 5240MHz - L  |   |
| 1+2                | Horizontal   | Fundamental   |
| <p><b>Peak</b></p> | <p>Site : 03CH13-HY<br/>           Condition : PEAK_BE_74 3m HORN_91200_1241 HORIZONTAL<br/>           Detector : Peak<br/>           Project : 831426<br/>           Mode : 6<br/>           Power : 20</p> | <p>Site : 03CH13-HY<br/>           Condition : PEAK_74 3m HORN_91200_1241 HORIZONTAL<br/>           Detector : Peak<br/>           Project : 831426<br/>           Mode : 6<br/>           Power : 20</p> |
| <p><b>Avg.</b></p> | <p>Site : 03CH13-HY<br/>           Condition : AVG_BE_54 3m HORN_91200_1241 HORIZONTAL<br/>           Detector : Peak<br/>           Project : 831426<br/>           Mode : 6<br/>           Power : 20</p>  | <p><b>Left blank</b></p>  |

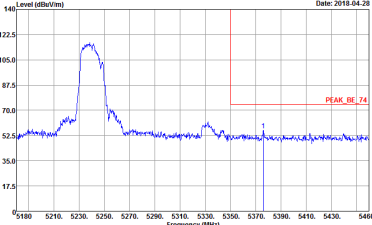
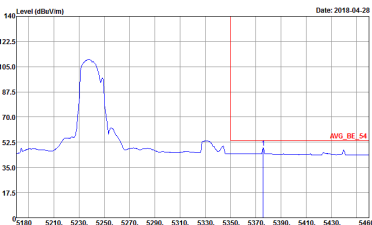


| WIFI               | Band 1 5150~5250MHz Band Edge @ 3m  |                   |
|--------------------|---|-------------------|
| ANT                | 802.11n HT20 CH48 5240MHz - R   |                   |
| 1+2                | Horizontal  | Fundamental       |
| <p><b>Peak</b></p> |  <p>Site : 03CH13-HY<br/>           Condition : PEAK_BE_74 3m HORN_9120D_1241 HORIZONTAL<br/>           Detector : Peak<br/>           Project : 831426<br/>           Mode : 6<br/>           Power : 20</p>  | <p>Left blank</p> |
| <p><b>Avg.</b></p> |  <p>Site : 03CH13-HY<br/>           Condition : AVG_BE_54 3m HORN_9120D_1241 HORIZONTAL<br/>           Detector : Peak<br/>           Project : 831426<br/>           Mode : 6<br/>           Power : 20</p> | <p>Left blank</p> |



| WIFI               | Band 1 5150~5250MHz Band Edge @ 3m  |  |
|--------------------|---|--|
| ANT                | 802.11n HT20 CH48 5240MHz - L   |  |
| 1+2                | Vertical  | Fundamental  |
| <p><b>Peak</b></p> |  <p>Site : 03CH13-HY<br/>           Condition : PEAK_BE_74 3m HORN_91200_1241 VERTICAL<br/>           RBW:1000.000KHz VBW:3000.000KHz SWT:Auto<br/>           Detector : Peak<br/>           Project : 831426<br/>           Mode : 6<br/>           Power : 20</p>  |  <p>Site : 03CH13-HY<br/>           Condition : PEAK_74 3m HORN_91200_1241 VERTICAL<br/>           RBW:1000.000KHz VBW:3000.000KHz SWT:Auto<br/>           Detector : Peak<br/>           Project : 831426<br/>           Mode : 6<br/>           Power : 20</p> |
| <p><b>Avg.</b></p> |  <p>Site : 03CH13-HY<br/>           Condition : AVG_BE_54 3m HORN_91200_1241 VERTICAL<br/>           RBW:1000.000KHz VBW:3000.000KHz SWT:Auto<br/>           Detector : Peak<br/>           Project : 831426<br/>           Mode : 6<br/>           Power : 20</p> | <p>Left blank</p>  |



| WIFI               | Band 1 5150~5250MHz Band Edge @ 3m  |                   |
|--------------------|---|-------------------|
| ANT                | 802.11n HT20 CH48 5240MHz - R   |                   |
| 1+2                | Vertical  | Fundamental       |
| <p><b>Peak</b></p> |  <p>Site : 03CH13-HY<br/>           Condition : PEAK_BE_74 3m HORN_9120D_1241 VERTICAL<br/>           Detector : Peak<br/>           Project : 831426<br/>           Mode : 6<br/>           Power : 20</p>  | <p>Left blank</p> |
| <p><b>Avg.</b></p> |  <p>Site : 03CH13-HY<br/>           Condition : AVG_BE_54 3m HORN_9120D_1241 VERTICAL<br/>           Detector : Peak<br/>           Project : 831426<br/>           Mode : 6<br/>           Power : 20</p> | <p>Left blank</p> |

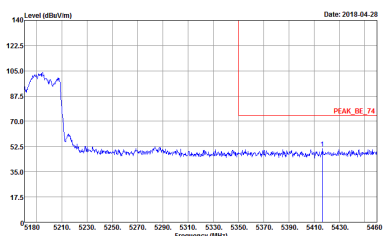
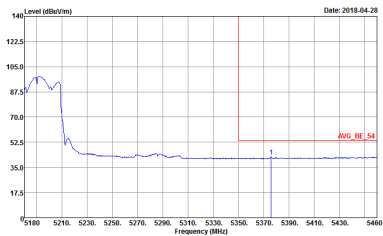


**Band 1 5150~5250MHz  
WIFI 802.11n HT40 (Band Edge @ 3m)**

| WIFI        | Band 1 5150~5250MHz Band Edge @ 3m  |  |
|-------------|---|--|
| ANT         | 802.11n HT40 CH38 5190MHz - L   |  |
| 1+2         | Horizontal  | Fundamental  |
| <b>Peak</b> | <p>Date: 2018-04-28</p> <p>Site : 03CH13-HY<br/>Condition : PEAK_BE_74 3m HORN_91200_1241 HORIZONTAL<br/>Detector : Peak<br/>Project : 831426<br/>Mode : 7<br/>Power : 20</p> | <p>Date: 2018-04-28</p> <p>Site : 03CH13-HY<br/>Condition : PEAK_74 3m HORN_91200_1241 HORIZONTAL<br/>Detector : Peak<br/>Project : 831426<br/>Mode : 7<br/>Power : 20</p> |
| <b>Avg.</b> | <p>Date: 2018-04-28</p> <p>Site : 03CH13-HY<br/>Condition : AVG_BE_54 3m HORN_91200_1241 HORIZONTAL<br/>Detector : Peak<br/>Project : 831426<br/>Mode : 7<br/>Power : 20</p>  | <b>Left blank</b>  |



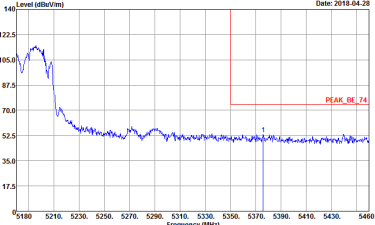
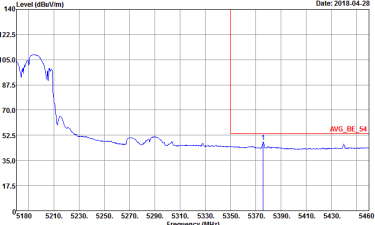


| WIFI               | Band 1 5150~5250MHz Band Edge @ 3m   |                   |
|--------------------|--|-------------------|
| ANT                | 802.11n HT40 CH38 5190MHz - R  |                   |
| 1+2                | Horizontal   | Fundamental       |
| <p><b>Peak</b></p> |  <p>Site : 03CH13-HY<br/>           Condition : PEAK_BE_74 3m HORN_9120D_1241 HORIZONTAL<br/>           RBW:1000.000kHz VBW:3000.000kHz SWT:Auto<br/>           Detector : Peak<br/>           Project : 831426<br/>           Mode : 7<br/>           Power : 20</p> | <p>Left blank</p> |
| <p><b>Avg.</b></p> |  <p>Site : 03CH13-HY<br/>           Condition : AVG_BE_54 3m HORN_9120D_1241 HORIZONTAL<br/>           RBW:1000.000kHz VBW:1.000kHz SWT:Auto<br/>           Detector : Peak<br/>           Project : 831426<br/>           Mode : 7<br/>           Power : 20</p>   | <p>Left blank</p> |

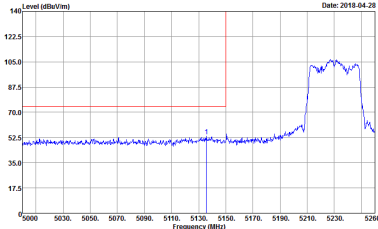
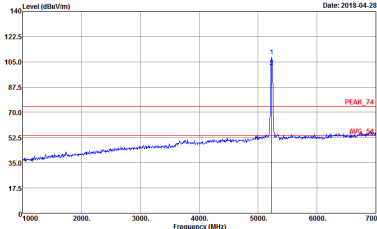
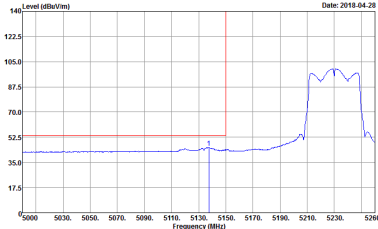


| WIFI        | Band 1 5150~5250MHz Band Edge @ 3m   |   |
|-------------|--|---|
| ANT         | 802.11n HT40 CH38 5190MHz - L  |   |
| 1+2         | Vertical   | Fundamental   |
| <b>Peak</b> | <p>           Site : 03CH13-HY<br/>           Condition : PEAK_BE_74 3m HORN_91200_1241 VERTICAL<br/>           RBW:1000.000KHz VBW:3000.000KHz SWT:Auto<br/>           Detector : Peak<br/>           Project : 831426<br/>           Mode : 7<br/>           Power : 20         </p> | <p>           Site : 03CH13-HY<br/>           Condition : PEAK_74 3m HORN_91200_1241 VERTICAL<br/>           RBW:1000.000KHz VBW:3000.000KHz SWT:Auto<br/>           Detector : Peak<br/>           Project : 831426<br/>           Mode : 7<br/>           Power : 20         </p> |
| <b>Avg.</b> | <p>           Site : 03CH13-HY<br/>           Condition : AVG_BE_54 3m HORN_91200_1241 VERTICAL<br/>           RBW:1000.000KHz VBW:1000KHz SWT:Auto<br/>           Detector : Peak<br/>           Project : 831426<br/>           Mode : 7<br/>           Power : 20         </p>      | Left blank  |

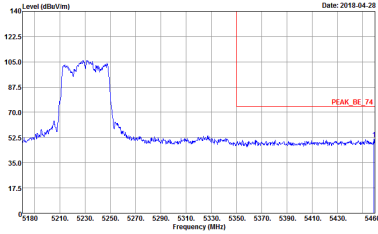
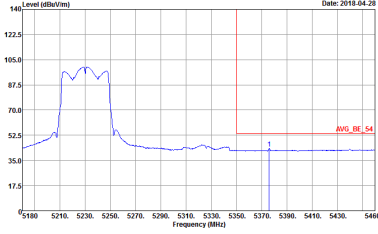


| WIFI               | Band 1 5150~5250MHz Band Edge @ 3m   |                   |
|--------------------|--|-------------------|
| ANT                | 802.11n HT40 CH38 5190MHz - R  |                   |
| 1+2                | Vertical   | Fundamental       |
| <p><b>Peak</b></p> |  <p>Site : 03CH13-HY<br/>           Condition : PEAK_BE_74 3m HORN_9120D_1241 VERTICAL<br/>           RBW:1000.000KHz VBW:3000.000KHz SWF:Auto<br/>           Detector : Peak<br/>           Project : 831426<br/>           Mode : 7<br/>           Power : 20</p> | <p>Left blank</p> |
| <p><b>Avg.</b></p> |  <p>Site : 03CH13-HY<br/>           Condition : AVG_BE_54 3m HORN_9120D_1241 VERTICAL<br/>           RBW:1000.000KHz VBW:1.000KHz SWF:Auto<br/>           Detector : Peak<br/>           Project : 831426<br/>           Mode : 7<br/>           Power : 20</p>   | <p>Left blank</p> |



| WIFI               | Band 1 5150~5250MHz Band Edge @ 3m  |  |
|--------------------|---|--|
| ANT                | 802.11n HT40 CH46 5230MHz - L   |  |
| 1+2                | Horizontal  | Fundamental  |
| <p><b>Peak</b></p> |  <p>Site : 03CH13-HY<br/>           Condition : PEAK_BE_74 3m HORN_91200_1241 HORIZONTAL<br/>           Detector : Peak<br/>           Project : 831426<br/>           Mode : 8<br/>           Power : 21</p>  |  <p>Site : 03CH13-HY<br/>           Condition : PEAK_74 3m HORN_91200_1241 HORIZONTAL<br/>           Detector : Peak<br/>           Project : 831426<br/>           Mode : 8<br/>           Power : 21</p> |
| <p><b>Avg.</b></p> |  <p>Site : 03CH13-HY<br/>           Condition : AVG_BE_54 3m HORN_91200_1241 HORIZONTAL<br/>           Detector : Peak<br/>           Project : 831426<br/>           Mode : 8<br/>           Power : 21</p> | <p><b>Left blank</b></p>   |

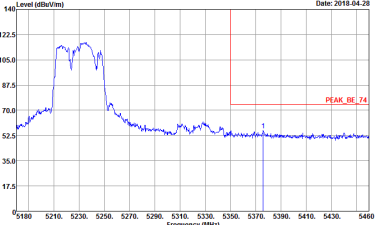
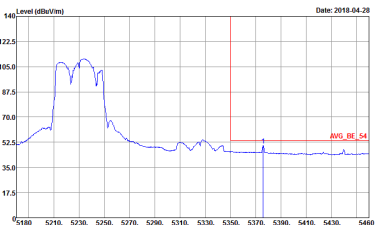


| WIFI               | Band 1 5150~5250MHz Band Edge @ 3m  |                   |
|--------------------|---|-------------------|
| ANT                | 802.11n HT40 CH46 5230MHz - R   |                   |
| 1+2                | Horizontal  | Fundamental       |
| <p><b>Peak</b></p> |  <p>Site : 03CH13-HY<br/>           Condition : PEAK_BE_74 3m HORN_9120D_1241 HORIZONTAL<br/>           Detector : Peak<br/>           Project : 831426<br/>           Mode : 8<br/>           Power : 21</p>  | <p>Left blank</p> |
| <p><b>Avg.</b></p> |  <p>Site : 03CH13-HY<br/>           Condition : AVG_BE_54 3m HORN_9120D_1241 HORIZONTAL<br/>           Detector : Peak<br/>           Project : 831426<br/>           Mode : 8<br/>           Power : 21</p> | <p>Left blank</p> |



| WIFI | Band 1 5150~5250MHz Band Edge @ 3m   |   |
|------|--|---|
| ANT  | 802.11n HT40 CH46 5230MHz - L  |   |
| 1+2  | Vertical   | Fundamental   |
| Peak | <p>Site : 03CH13-HY<br/>           Condition : PEAK_BE_74 3m HORN_91200_1241 VERTICAL<br/>           Detector : Peak<br/>           Project : 831426<br/>           Mode : 8<br/>           Power : 21</p> | <p>Site : 03CH13-HY<br/>           Condition : PEAK_74 3m HORN_91200_1241 VERTICAL<br/>           Detector : Peak<br/>           Project : 831426<br/>           Mode : 8<br/>           Power : 21</p> |
| Avg. | <p>Site : 03CH13-HY<br/>           Condition : AVG_BE_54 3m HORN_91200_1241 VERTICAL<br/>           Detector : Peak<br/>           Project : 831426<br/>           Mode : 8<br/>           Power : 21</p>  | Left blank  |



| WIFI               | Band 1 5150~5250MHz Band Edge @ 3m  |                   |
|--------------------|---|-------------------|
| ANT                | 802.11n HT40 CH46 5230MHz - R   |                   |
| 1+2                | Vertical  | Fundamental       |
| <p><b>Peak</b></p> |  <p>Site : 03CH13-HY<br/>           Condition : PEAK_BE_74 3m HORN_9120D_1241 VERTICAL<br/>           Detector : Peak<br/>           Project : 831426<br/>           Mode : 8<br/>           Power : 21</p>  | <p>Left blank</p> |
| <p><b>Avg.</b></p> |  <p>Site : 03CH13-HY<br/>           Condition : AVG_BE_54 3m HORN_9120D_1241 VERTICAL<br/>           Detector : Peak<br/>           Project : 831426<br/>           Mode : 8<br/>           Power : 21</p> | <p>Left blank</p> |

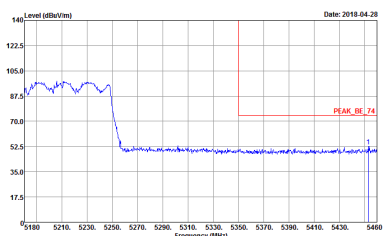
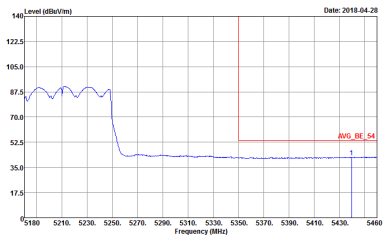


**Band 1 5150~5250MHz**  
**WIFI 802.11ac VHT80 (Band Edge @ 3m)**

| WIFI        | Band 1 5150~5250MHz Band Edge @ 3m   |   |
|-------------|--|---|
| ANT         | 802.11ac VHT80 CH42 5210MHz - L  |   |
| 1+2         | Horizontal   | Fundamental   |
| <b>Peak</b> | <p>Site : 03CH13-HY<br/>           Condition : PEAK_BE_74 3m HORN_91200_1241 HORIZONTAL<br/>           Detector : Peak<br/>           Project : 831426<br/>           Mode : 9<br/>           Power : 16.5</p> | <p>Site : 03CH13-HY<br/>           Condition : PEAK_74 3m HORN_91200_1241 HORIZONTAL<br/>           Detector : Peak<br/>           Project : 831426<br/>           Mode : 9<br/>           Power : 16.5</p> |
| <b>Avg.</b> | <p>Site : 03CH13-HY<br/>           Condition : AVG_BE_54 3m HORN_91200_1241 HORIZONTAL<br/>           Detector : Peak<br/>           Project : 831426<br/>           Mode : 9<br/>           Power : 16.5</p>  | <b>Left blank</b>   |



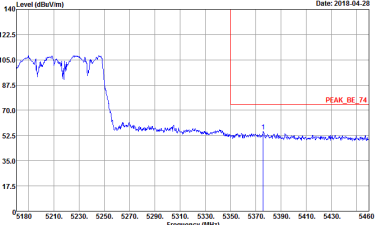
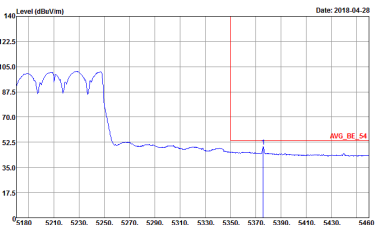


| WIFI               | Band 1 5150~5250MHz Band Edge @ 3m  |                   |
|--------------------|---|-------------------|
| ANT                | 802.11ac VHT80 CH42 5210MHz - R   |                   |
| 1+2                | Horizontal  | Fundamental       |
| <p><b>Peak</b></p> |  <p>Site : 03CH13-HY<br/>           Condition : PEAK_BE_74 3m HORN_9120D_1241 HORIZONTAL<br/>           Detector : Peak<br/>           Project : 831426<br/>           Mode : 9<br/>           Power : 16.5</p>  | <p>Left blank</p> |
| <p><b>Avg.</b></p> |  <p>Site : 03CH13-HY<br/>           Condition : AVG_BE_54 3m HORN_9120D_1241 HORIZONTAL<br/>           Detector : Peak<br/>           Project : 831426<br/>           Mode : 9<br/>           Power : 16.5</p> | <p>Left blank</p> |



| WIFI               | Band 1 5150~5250MHz Band Edge @ 3m   |   |
|--------------------|--|---|
| ANT                | 802.11ac VHT80 CH42 5210MHz - L  |   |
| 1+2                | Vertical   | Fundamental   |
| <p><b>Peak</b></p> | <p>Site : 03CH13-HY<br/>           Condition : PEAK_BE_74 3m HORN_91200_1241 VERTICAL<br/>           Detector : Peak<br/>           Project : 831426<br/>           Mode : 9<br/>           Power : 16.5</p> | <p>Site : 03CH13-HY<br/>           Condition : PEAK_74 3m HORN_91200_1241 VERTICAL<br/>           Detector : Peak<br/>           Project : 831426<br/>           Mode : 9<br/>           Power : 16.5</p> |
| <p><b>Avg.</b></p> | <p>Site : 03CH13-HY<br/>           Condition : AVG_BE_54 3m HORN_91200_1241 VERTICAL<br/>           Detector : Peak<br/>           Project : 831426<br/>           Mode : 9<br/>           Power : 16.5</p>  | <p>Left blank</p>   |



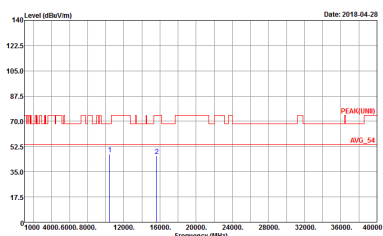
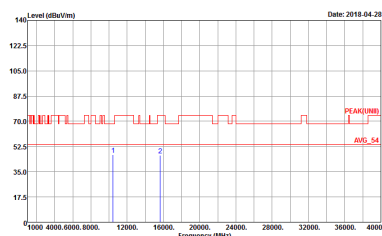
| WIFI               | Band 1 5150~5250MHz Band Edge @ 3m   |                   |
|--------------------|--|-------------------|
| ANT                | 802.11ac VHT80 CH42 5210MHz - R  |                   |
| 1+2                | Vertical   | Fundamental       |
| <p><b>Peak</b></p> |  <p>Site : 03CH13-HY<br/>           Condition : PEAK_BE_74 3m HORN_9120D_1241 VERTICAL<br/>           RBW:1000.000KHz VBW:3000.000KHz SWF:Auto<br/>           Detector : Peak<br/>           Project : 831426<br/>           Mode : 9<br/>           Power : 16.5</p> | <p>Left blank</p> |
| <p><b>Avg.</b></p> |  <p>Site : 03CH13-HY<br/>           Condition : AVG_BE_54 3m HORN_9120D_1241 VERTICAL<br/>           RBW:1000.000KHz VBW:1.000KHz SWF:Auto<br/>           Detector : Peak<br/>           Project : 831426<br/>           Mode : 9<br/>           Power : 16.5</p>   | <p>Left blank</p> |



**Band 1 - 5150~5250MHz**  
**WIFI 802.11a (Harmonic @ 3m)**

|                            |   |   |
|----------------------------|---|---|
| <b>WIFI</b>                | <b>Band 1 5150~5250MHz Harmonic @ 3m</b>  |   |
| <b>ANT</b>                 | <b>802.11a CH36 5180MHz</b>   |   |
| <b>1+2</b>                 | <b>Horizontal</b>   | <b>Vertical</b>   |
| <b>Peak</b><br><b>Avg.</b> | <p>Site : 03CH13-HY<br/>         Condition : PEAK(UNII) 3m SHF_HORN_576 HORIZONTAL<br/>         Detector : Peak<br/>         Project : 831426<br/>         Mode : 1<br/>         Power : 21</p> | <p>Site : 03CH13-HY<br/>         Condition : PEAK(UNII) 3m SHF_HORN_576 VERTICAL<br/>         Detector : Peak<br/>         Project : 831426<br/>         Mode : 1<br/>         Power : 21</p> |



|              |  |   |
|--------------|--|---|
| WIFI         | Band 1 5150~5250MHz Harmonic @ 3m  |   |
| ANT          | 802.11a CH44 5220MHz   |   |
| 1+2          | Horizontal   | Vertical  |
| Peak<br>Avg. |  <p>Site : 03CH12-HY<br/>Condition : PEAK(UNID) 3m SHF_HORN_576 HORIZONTAL<br/>Detector : Peak<br/>Project : 831426<br/>Mode : 2<br/>Power : 19.5</p> |  <p>Site : 03CH12-HY<br/>Condition : PEAK(UNID) 3m SHF_HORN_576 VERTICAL<br/>Detector : Peak<br/>Project : 831426<br/>Mode : 2<br/>Power : 19.5</p> |



|                                       |   |   |
|---------------------------------------|---|---|
| WIFI                                  | Band 1 5150~5250MHz Harmonic @ 3m   |   |
| ANT                                   | 802.11a CH48 5240MHz  |   |
| 1+2                                   | Horizontal  | Vertical  |
| <p><b>Peak</b></p> <p><b>Avg.</b></p> | <p>Site : 03CH12-HY<br/>         Condition : PEAK(UNID) 3m SHF_HORN_576 HORIZONTAL<br/>         Detector : Peak<br/>         Project : 831426<br/>         Mode : 3<br/>         Power : 20</p> | <p>Site : 03CH12-HY<br/>         Condition : PEAK(UNID) 3m SHF_HORN_576 VERTICAL<br/>         Detector : Peak<br/>         Project : 831426<br/>         Mode : 3<br/>         Power : 20</p> |



**Band 1 5150~5250MHz  
WIFI 802.11n HT20 (Harmonic @ 3m)**

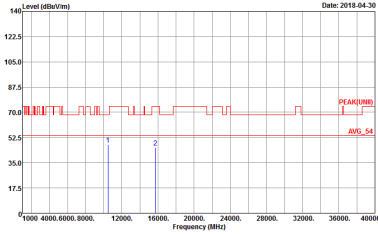
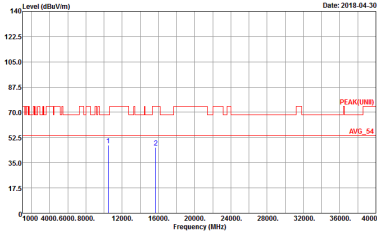
|                      |  |  |
|----------------------|--|--|
| <b>WIFI</b>          | <b>Band 1 5150~5250MHz Harmonic @ 3m</b>   |  |
| <b>ANT</b>           | <b>802.11n HT20 CH36 5180MHz</b>   |  |
| <b>1+2</b>           | <b>Horizontal</b>  | <b>Vertical</b>  |
| <b>Peak<br/>Avg.</b> | <p>Site : 03CH13-HY<br/>Condition : PEAK(LINE) 3m SHF_HORN_576 HORIZONTAL<br/>Detector : Peak<br/>Project : 831426<br/>Mode : 4<br/>Power : 21</p> | <p>Site : 03CH13-HY<br/>Condition : PEAK(LINE) 3m SHF_HORN_576 VERTICAL<br/>Detector : Peak<br/>Project : 831426<br/>Mode : 4<br/>Power : 21</p> |



|                      |  |  |
|----------------------|--|--|
| <b>WIFI</b>          | <b>Band 1 5150~5250MHz Harmonic @ 3m</b>   |  |
| <b>ANT</b>           | <b>802.11n HT20 CH44 5220MHz</b>   |  |
| <b>1+2</b>           | <b>Horizontal</b>  | <b>Vertical</b>  |
| <b>Peak<br/>Avg.</b> | <p>Site : 03CH12-HY<br/>Condition : PEAK(UNID) 3m SHF_HORN_576 HORIZONTAL<br/>Detector : Peak<br/>Project : 831426<br/>Mode : S<br/>Power : 19</p> | <p>Site : 03CH12-HY<br/>Condition : PEAK(UNID) 3m SHF_HORN_576 VERTICAL<br/>Detector : Peak<br/>Project : 831426<br/>Mode : S<br/>Power : 19</p> |





|                      |  |   |
|----------------------|--|---|
| <b>WIFI</b>          | <b>Band 1 5150~5250MHz Harmonic @ 3m</b>   |   |
| <b>ANT</b>           | <b>802.11n HT20 CH48 5240MHz</b>   |   |
| <b>1+2</b>           | <b>Horizontal</b>  | <b>Vertical</b>   |
| <b>Peak<br/>Avg.</b> |  <p>Site : 03CH13-HY<br/>         Condition : PEAK(UNID) 3m SHF_HORN_576 HORIZONTAL<br/>         Detector : Peak<br/>         Project : 831426<br/>         Mode : 16<br/>         Power : 20</p> |  <p>Site : 03CH13-HY<br/>         Condition : PEAK(UNID) 3m SHF_HORN_576 VERTICAL<br/>         Detector : Peak<br/>         Project : 831426<br/>         Mode : 16<br/>         Power : 20</p> |



**Band 1 5150~5250MHz  
WIFI 802.11n HT40 (Harmonic @ 3m)**

|                      |  |  |
|----------------------|--|--|
| <b>WIFI</b>          | <b>Band 1 5150~5250MHz Harmonic @ 3m</b>   |  |
| <b>ANT</b>           | <b>802.11n HT40 CH38 5190MHz</b>   |  |
| <b>1+2</b>           | <b>Horizontal</b>  | <b>Vertical</b>  |
| <b>Peak<br/>Avg.</b> | <p>Site : 03CH13-HY<br/>Condition : PEAK(UNII) 3m SHF_HORN_576 HORIZONTAL<br/>Detector : Peak<br/>Project : 831426<br/>Mode : 7<br/>Power : 20</p> | <p>Site : 03CH13-HY<br/>Condition : PEAK(UNII) 3m SHF_HORN_576 VERTICAL<br/>Detector : Peak<br/>Project : 831426<br/>Mode : 7<br/>Power : 20</p> |



|                      |  |  |
|----------------------|--|--|
| <b>WIFI</b>          | <b>Band 1 5150~5250MHz Harmonic @ 3m</b>   |  |
| <b>ANT</b>           | <b>802.11n HT40 CH46 5230MHz</b>   |  |
| <b>1+2</b>           | <b>Horizontal</b>  | <b>Vertical</b>  |
| <b>Peak<br/>Avg.</b> | <p>Site : 03CH12-HY<br/>Condition : PEAK(UNID) 3m SHF_HORN_576 HORIZONTAL<br/>Detector : Peak<br/>Project : 831426<br/>Mode : S<br/>Power : Z1</p> | <p>Site : 03CH12-HY<br/>Condition : PEAK(UNID) 3m SHF_HORN_576 VERTICAL<br/>Detector : Peak<br/>Project : 831426<br/>Mode : S<br/>Power : Z1</p> |



**Band 1 5150~5250MHz**  
**WIFI 802.11ac VHT80 (Harmonic @ 3m)**

|                            |   |   |
|----------------------------|---|---|
| <b>WIFI</b>                | <b>Band 1 5150~5250MHz Harmonic @ 3m</b>  |   |
| <b>ANT</b>                 | <b>802.11ac VHT80 CH42 5210MHz</b>  |   |
| <b>1+2</b>                 | <b>Horizontal</b>   | <b>Vertical</b>   |
| <b>Peak</b><br><b>Avg.</b> | <p>Site : 03CH13-HY<br/>         Condition : PEAK(UNII) 3m SHF_HORN_576 HORIZONTAL<br/>         Detector : Peak<br/>         Project : 831426<br/>         Mode : 9<br/>         Power : 16.5</p> | <p>Site : 03CH13-HY<br/>         Condition : PEAK(UNII) 3m SHF_HORN_576 VERTICAL<br/>         Detector : Peak<br/>         Project : 831426<br/>         Mode : 9<br/>         Power : 16.5</p> |



Emission below 1GHz  
5GHz WIFI 802.11n HT40 (LF)

| WIFI         | 5GHz WIFI   |   |
|--------------|---|---|
| ANT          | 802.11n HT40 LF   |   |
| 1+2          | Horizontal  | Vertical  |
| QP /<br>Peak | <p>Site : 03CH13-HY<br/>Condition : QP 3m B1LOG_40103 HORIZONTAL<br/>Detector : Peak<br/>Project : 831426<br/>Mode : 10</p> | <p>Site : 03CH13-HY<br/>Condition : QP 3m B1LOG_40103 VERTICAL<br/>Detector : Peak<br/>Project : 831426<br/>Mode : 10</p> |



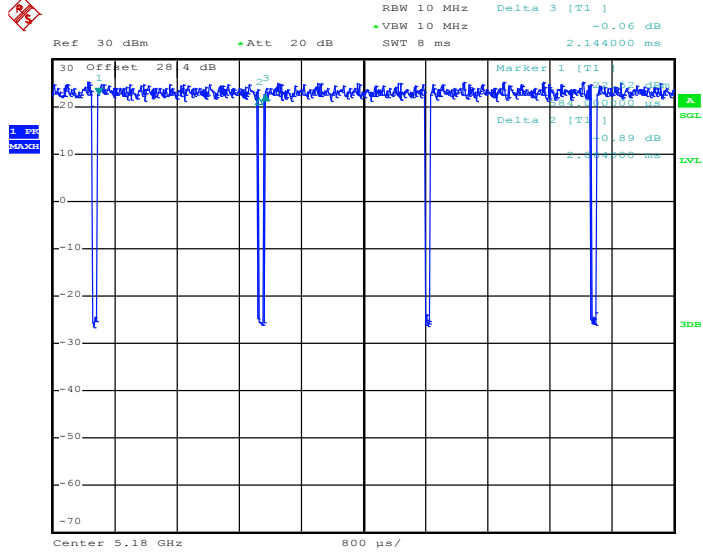
### Appendix E. Duty Cycle Plots

| Antenna | Band                           | Duty Cycle (%) | T(us)   | 1/T(kHz) | VBW Setting | Duty Factor (dB) |
|---------|--------------------------------|----------------|---------|----------|-------------|------------------|
| 1+2     | 802.11a for Ant. 1             | 96.27          | 2064.00 | 0.48     | 1kHz        | 0.17             |
| 1+2     | 802.11a for Ant. 2             | 96.27          | 2064.00 | 0.48     | 1kHz        | 0.17             |
| 1+2     | 5GHz 802.11n HT20 for Ant. 1   | 98.58          | -       | -        | 10Hz        | 0.06             |
| 1+2     | 5GHz 802.11n HT20 for Ant. 2   | 98.23          | -       | -        | 10Hz        | 0.08             |
| 1+2     | 5GHz 802.11n HT40 for Ant. 1   | 96.83          | 2440.00 | 0.41     | 1kHz        | 0.14             |
| 1+2     | 5GHz 802.11n HT40 for Ant. 2   | 96.80          | 2420.00 | 0.41     | 1kHz        | 0.14             |
| 1+2     | 5GHz 802.11ac VHT20 for Ant. 1 | 98.58          | -       | -        | 10Hz        | 0.06             |
| 1+2     | 5GHz 802.11ac VHT20 for Ant. 2 | 98.58          | -       | -        | 10Hz        | 0.06             |
| 1+2     | 5GHz 802.11ac VHT40 for Ant. 1 | 96.03          | 2420.00 | 0.41     | 1kHz        | 0.18             |
| 1+2     | 5GHz 802.11ac VHT40 for Ant. 2 | 96.80          | 2420.00 | 0.41     | 1kHz        | 0.14             |
| 1+2     | 5GHz 802.11ac VHT80 for Ant. 1 | 94.26          | 1150.00 | 0.87     | 1kHz        | 0.26             |
| 1+2     | 5GHz 802.11ac VHT80 for Ant. 2 | 94.26          | 1150.00 | 0.87     | 1kHz        | 0.26             |



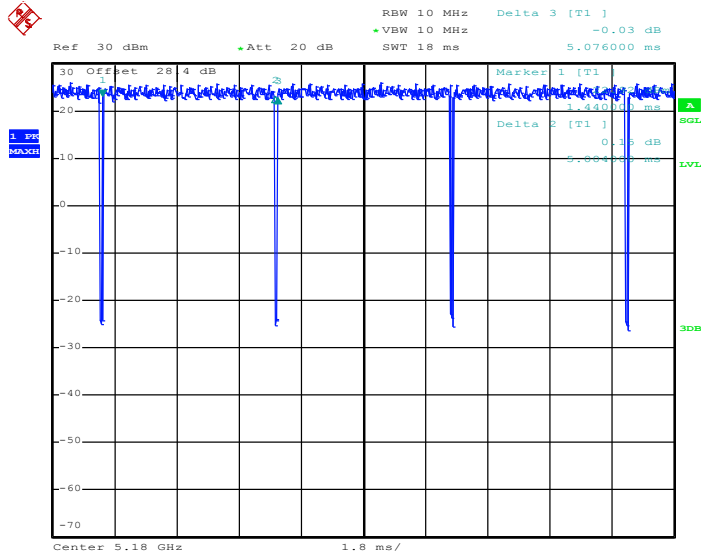
MIMO <Ant. 1>

802.11a



Date: 1.MAY.2018 07:09:28

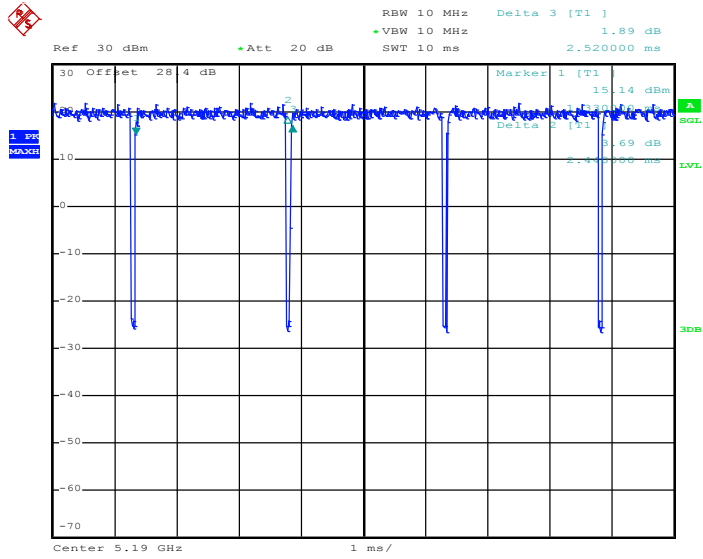
802.11n HT20



Date: 1.MAY.2018 07:12:14

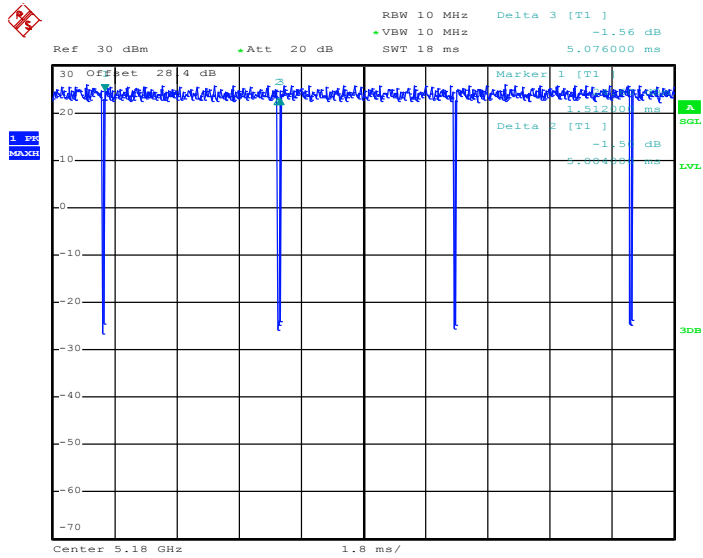


802.11n HT40



Date: 1.MAY.2018 07:17:39

802.11ac VHT20

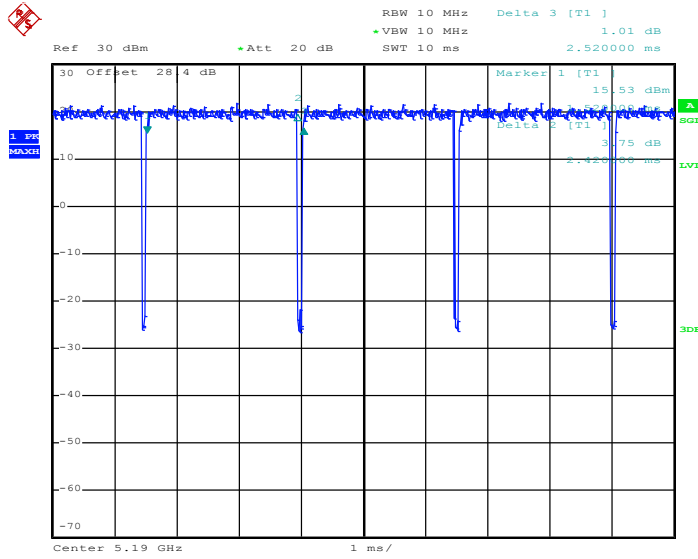


Date: 1.MAY.2018 07:14:59



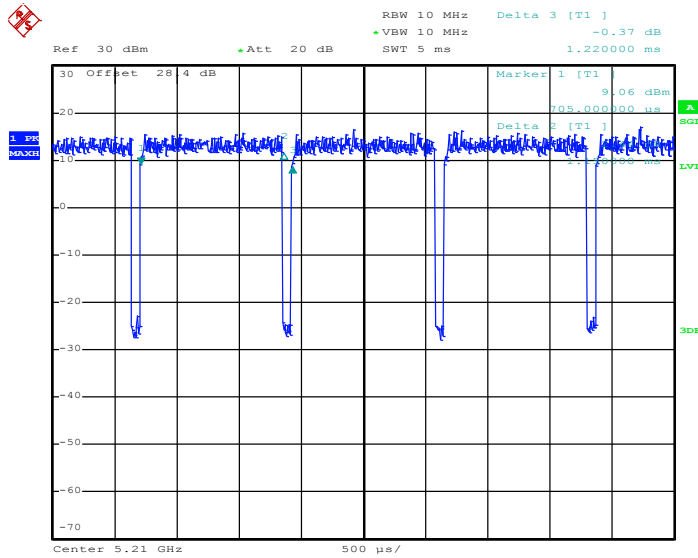


802.11ac VHT40



Date: 1.MAY.2018 07:19:48

802.11ac VHT80

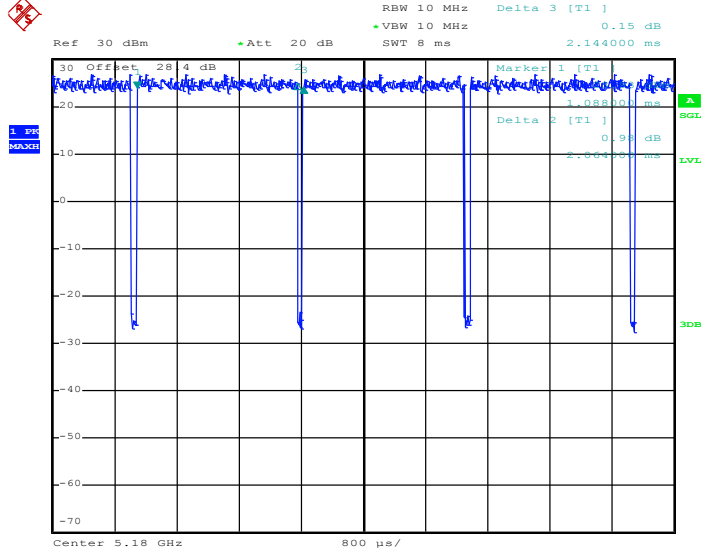


Date: 1.MAY.2018 07:22:01



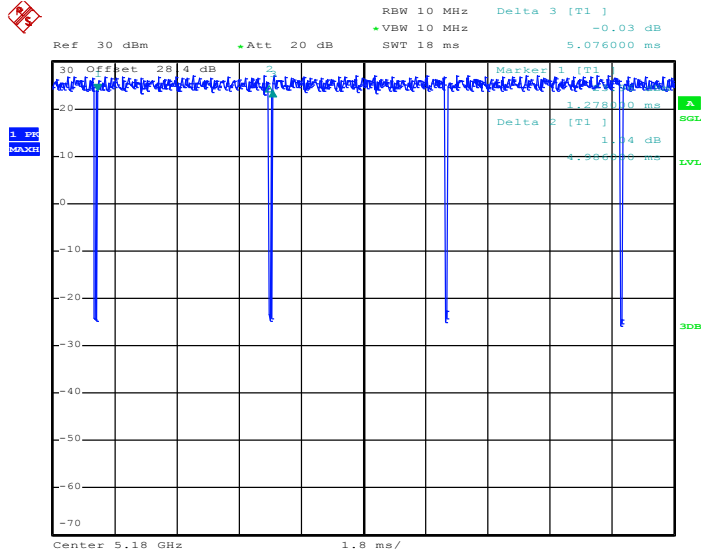
MIMO <Ant. 2>

802.11a



Date: 1.MAY.2018 07:10:17

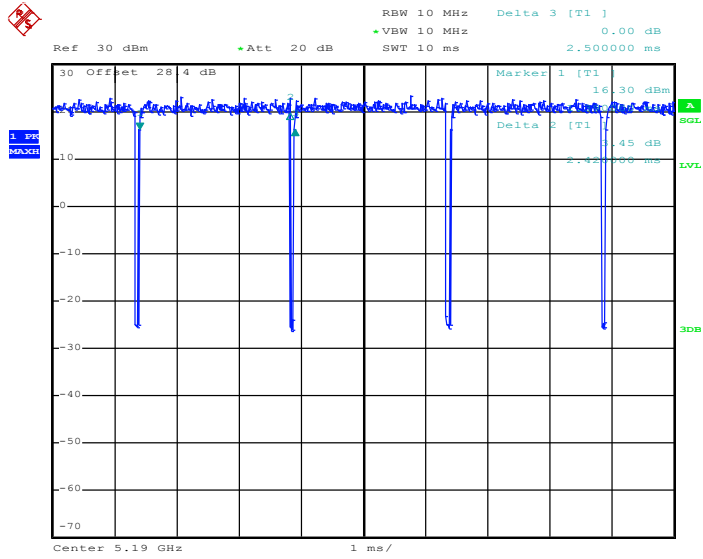
802.11n HT20



Date: 1.MAY.2018 07:12:59

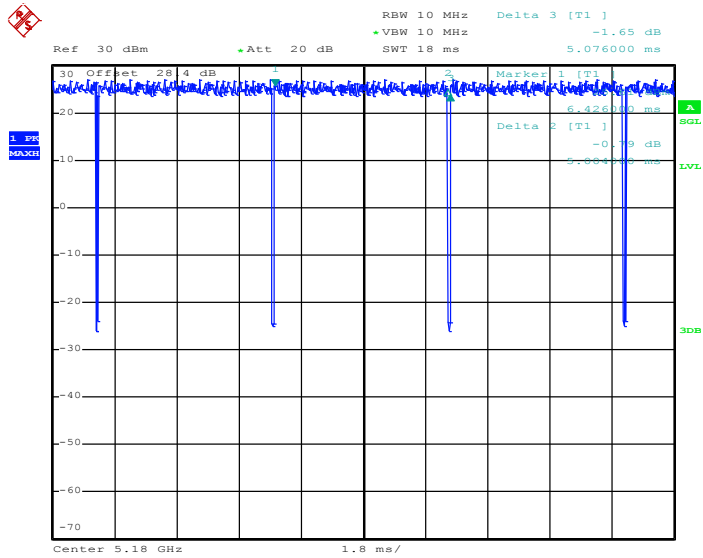


802.11n HT40



Date: 1.MAY.2018 07:18:17

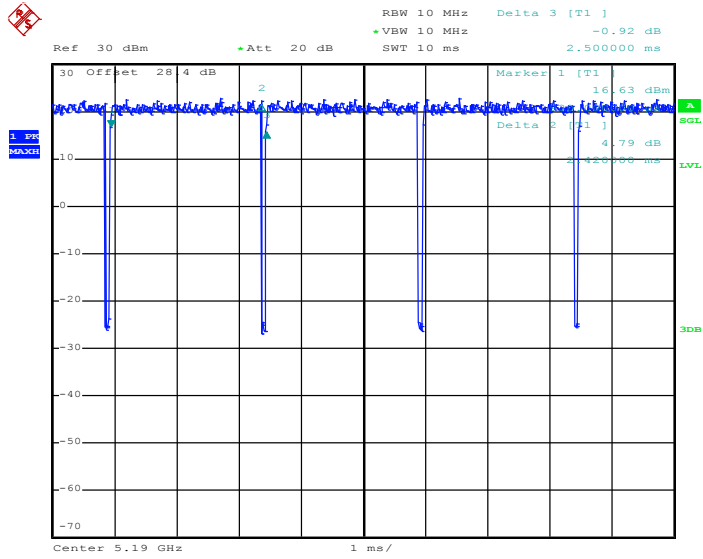
802.11ac VHT20



Date: 1.MAY.2018 07:15:55

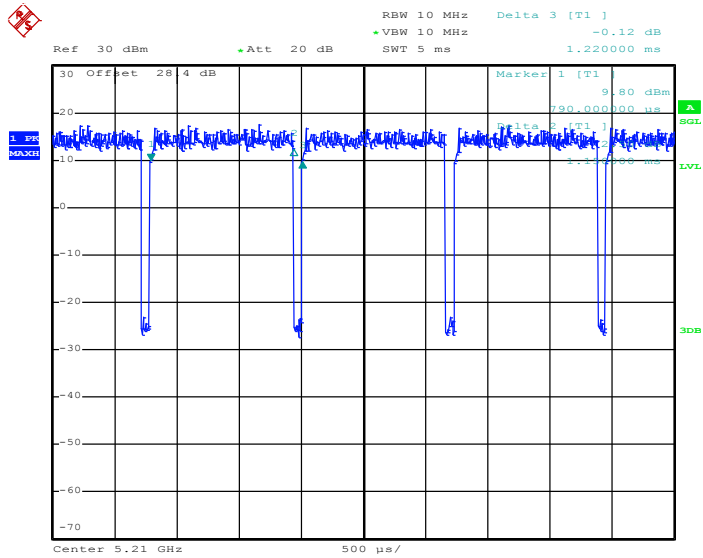


802.11ac VHT40



Date: 1.MAY.2018 07:20:26

802.11ac VHT80



Date: 1.MAY.2018 07:22:36