

## 1. Photographs of Conducted Emissions Test Configuration

Test Mode: Mode 4

**FRONT VIEW**




**REAR VIEW**




## 2. Photographs of Radiated Emissions Test Configuration

Test Configuration: 30MHz~1GHz / Test Mode: Mode 2

**FRONT VIEW**




**REAR VIEW**




**Test Configuration: Above 1GHz**

**For Radio 1 / Test Mode: Mode 1**

**FRONT VIEW**



**REAR VIEW**



**Test Mode: Mode 2**

**FRONT VIEW**




**REAR VIEW**




**Test Mode: Mode 3**

**FRONT VIEW**



**REAR VIEW**




**Test Mode: Mode 4**

**FRONT VIEW**




**REAR VIEW**




**Test Mode: Mode 5**

**FRONT VIEW**



**REAR VIEW**




For Radio 3 / Test Mode: Mode 1

FRONT VIEW



REAR VIEW





**Test Mode: Mode 2**

**FRONT VIEW**



**REAR VIEW**




Test Mode: Mode 3

FRONT VIEW




REAR VIEW




**Test Mode: Mode 4**

**FRONT VIEW**




**REAR VIEW**



**Test Mode: Mode 5**

**FRONT VIEW**



**REAR VIEW**

