



FCC Test Report

Equipment : Network Camera
Brand Name : Cisco Systems, Inc.
Model No. : MV12W-HW, MV12WE-HW, MV12N-HW
FCC ID : UDX-60062010
Standard : 47 CFR FCC Part 15.407
Operating Band : 5150 MHz – 5250 MHz
5250 MHz – 5350 MHz
5470 MHz – 5725 MHz
5725 MHz – 5850 MHz
**Applicant/
Manufacturer** : Cisco Systems
170 West Tasman Drive
San Jose, CA. 95134
USA
Function : Outdoor; Indoor; Fixed P2P
 Client
TPC Function : TPC

The product sample received on Dec. 15, 2017 and completely tested on Jan. 31, 2018. We, SPORTON, would like to declare that the tested sample has been evaluated in accordance with the procedures given in ANSI C63.10-2013 and shown compliance with the applicable technical standards.

The test results in this report apply exclusively to the tested model / sample. Without written approval of SPORTON INTERNATIONAL INC., the test report shall not be reproduced except in full.


Phoenix Chen / Assistant Manager





Table of Contents

- 1 GENERAL DESCRIPTION5**
- 1.1 Information.....5
- 1.2 Testing Applied Standards8
- 1.3 Testing Location Information8
- 1.4 Measurement Uncertainty8
- 2 TEST CONFIGURATION OF EUT.....9**
- 2.1 Test Condition9
- 2.2 Test Channel Mode10
- 2.3 The Worst Case Measurement Configuration.....12
- 2.4 Support Equipment.....13
- 2.5 Test Setup Diagram14
- 3 TRANSMITTER TEST RESULT15**
- 3.1 AC Power-line Conducted Emissions15
- 3.2 Emission Bandwidth16
- 3.3 Maximum Conducted Output Power17
- 3.4 Peak Power Spectral Density.....19
- 3.5 Unwanted Emissions.....21
- 3.6 Frequency Stability.....26
- 4 TEST EQUIPMENT AND CALIBRATION DATA27**

APPENDIX A. TEST RESULTS OF AC POWER-LINE CONDUCTED EMISSIONS

APPENDIX B. TEST RESULTS OF EMISSION BANDWIDTH

APPENDIX C. TEST RESULTS OF MAXIMUM CONDUCTED OUTPUT POWER

APPENDIX D. TEST RESULTS OF PEAK POWER SPECTRAL DENSITY

APPENDIX E. TEST RESULTS OF UNWANTED EMISSIONS

APPENDIX F. TEST RESULTS OF FREQUENCY STABILITY

APPENDIX G. TEST RESULTS OF RADIATED EMISSION CO-LOCATION

TEST SETUP PHOTOS V01

PHOTOGRAPHS OF EUT V01



Summary of Test Result

Conformance Test Specifications			
Report Clause	Ref. Std. Clause	Description	Result
1.1.2	15.203	Antenna Requirement	Complied
3.1	15.207	AC Power-line Conducted Emissions	Complied
3.2	15.407(a)	Emission Bandwidth	Complied
3.3	15.407(a)	Maximum Conducted Output Power	Complied
3.4	15.407(a)	Peak Power Spectral Density	Complied
3.5	15.407(b)	Unwanted Emissions	Complied
3.6	15.407(g)	Frequency Stability	Complied



Revision History

Report No.	Version	Description	Issued Date
FR7D2216AN	Rev. 01	Initial issue of report	Feb. 05, 2018



1 General Description

1.1 Information

1.1.1 RF General Information

Frequency Range (MHz)	IEEE Std. 802.11	Ch. Frequency (MHz)	Channel Number
5150-5250	a, n (HT20), ac (VHT20)	5180-5240	36-48 [4]
5250-5350		5260-5320	52-64 [4]
5470-5725		5500-5700	100-140 [11]
straddle 5725		5720	144 [1]
5725-5850		5745-5825	149-165 [5]
5150-5250	n (HT40), ac (VHT40)	5190-5230	38-46 [2]
5250-5350		5270-5310	54-62 [2]
5470-5725		5510-5670	102-134 [5]
straddle 5725		5710	142 [1]
5725-5850		5755-5795	151-159 [2]
5150-5250	ac (VHT80)	5210	42 [1]
5250-5350		5290	58 [1]
5470-5725		5530-5610	106-122 [2]
straddle 5725		5690	138 [1]
5725-5850		5775	155 [1]

Band	Mode	BWch (MHz)	Nant
5.15-5.25GHz	802.11a	20	1TX
5.25-5.35GHz	802.11a	20	1TX
5.47-5.725GHz	802.11a	20	1TX
5.725-5.85GHz	802.11a	20	1TX
5.15-5.25GHz	802.11ac VHT20	20	1TX
5.25-5.35GHz	802.11ac VHT20	20	1TX
5.47-5.725GHz	802.11ac VHT20	20	1TX
5.725-5.85GHz	802.11ac VHT20	20	1TX
5.15-5.25GHz	802.11ac VHT40	40	1TX
5.25-5.35GHz	802.11ac VHT40	40	1TX
5.47-5.725GHz	802.11ac VHT40	40	1TX
5.725-5.85GHz	802.11ac VHT40	40	1TX
5.15-5.25GHz	802.11ac VHT80	80	1TX
5.25-5.35GHz	802.11ac VHT80	80	1TX



Band	Mode	BWch (MHz)	Nant
5.47-5.725GHz	802.11ac VHT80	80	1TX
5.725-5.85GHz	802.11ac VHT80	80	1TX

Note:

- ♦ 11a, HT20 and HT40 use a combination of OFDM-BPSK, QPSK, 16QAM, 64QAM modulation.
- ♦ VHT20, VHT40, VHT80 use a combination of OFDM-BPSK, QPSK, 16QAM, 64QAM, 256QAM modulation.
- ♦ BWch is the nominal channel bandwidth.

1.1.2 Antenna Information

Ant.	Brand	Model Name	Antenna Type	Connector
1	Lynwave	ALX17F-222XX0-00	Dipole	i-Pex
2	Lynwave	ALX17F-221XX2-00	PIFA	i-Pex

Ant.	Port	Gain (dBi)		
		2.4G	BT	5G
1	1	3.97	-	7.78
2	2	1.38	1.38	3.01

For 2.4 GHz function:

For IEEE 802.11b/g/n mode (1TX/1RX)

The EUT support diversity, port 2 was pretested and found to be the worst case and measured during the test.

For 5 GHz function:

For IEEE 802.11a/n/ac mode (1TX/1RX)

The EUT support diversity, port 1 was pretested and found to be the worst case and measured during the test.

For Bluetooth function:

For Bluetooth mode (1TX/1RX)

Since only 1 port could be transmit/receive at port 2 which was recorded as port 1.



1.1.3 EUT Information

Identify EUT				
RF chip	QCA SWB-QC46			
Operational Condition				
EUT Power Type	From PoE			
Beamforming Function	<input type="checkbox"/>	With beamforming	<input checked="" type="checkbox"/>	Without beamforming
Weather Band	<input checked="" type="checkbox"/>	With 5600~5650MHz	<input type="checkbox"/>	Without 5600~5650MHz
Type of EUT				
<input checked="" type="checkbox"/>	Stand-alone			
<input type="checkbox"/>	Combined (EUT where the radio part is fully integrated within another device)			
	Combined Equipment - Brand Name / Model No.: ...			
<input type="checkbox"/>	Plug-in radio (EUT intended for a variety of host systems)			
	Host System - Brand Name / Model No.: ...			
<input type="checkbox"/>	Other:			

1.1.4 Mode Test Duty Cycle

Mode	DC	DCF(dB)	T(s)	VBW(Hz) ≥ 1/T
802.11a	0.873	0.59	1.366m	1k
802.11ac VHT20	0.834	0.788	978.75u	3k
802.11ac VHT40	0.715	1.457	495.625u	3k
802.11ac VHT80	0.832	0.799	979.375u	3k

1.1.5 Table for Multiple Listing

The model names in the following table are all refer to the identical product.

Meraki Model Name	Model Differences	PCBA	IR LED PCBA	Lens
MV12W-HW	W = Wide Angle Lens (256GB)	256G emmc	140 degree LED	YTOT Lens
MV12WE-HW	WE = Wide Angle Lens (128GB, entry level storage)	128G emmc	140 degree LED	YTOT Lens
MV12N-HW	N = Narrow Angle Lens (256GB)	256G emmc	90 degree LED	Rays Lens



1.2 Testing Applied Standards

According to the specifications of the manufacturer, the EUT must comply with the requirements of the following standards:

- ◆ 47 CFR FCC Part 15
- ◆ ANSI C63.10-2013
- ◆ KDB 789033 D02 v02r01

1.3 Testing Location Information

Testing Location		
<input checked="" type="checkbox"/>	HWA YA	ADD : No. 52, Huaya 1st Rd., Guishan Dist., Taoyuan City, Taiwan (R.O.C.) TEL : 886-3-327-3456 FAX : 886-3-327-0973
Test site Designation No. TW1190 with FCC.		
<input type="checkbox"/>	JHUBEI	ADD : No.8, Ln. 724, Bo'ai St., Zhubei City, Hsinchu County, Taiwan (R.O.C.) TEL : 886-3-656-9065 FAX : 886-3-656-9085
Test site Designation No. TW0006 with FCC.		

Test Condition	Test Site No.	Test Engineer	Test Environment	Test Date
RF Conducted	TH06-HY	Tim	21.6°C / 62%	25/Dec/2017
Radiated	03CH02-HY	Jerry	25°C / 55%	31/Jan/2018
AC Conduction	CO04-HY	Jerry	25°C / 55%	21/Dec/2017

1.4 Measurement Uncertainty

ISO/IEC 17025 requires that an estimate of the measurement uncertainties associated with the emissions test results be included in the report. The measurement uncertainties given below are based on a 95% confidence level (based on a coverage factor (k=2))

Test Items	Uncertainty	Remark
Conducted Emission (150kHz ~ 30MHz)	3.6 dB	Confidence levels of 95%
Radiated Emission (9kHz ~ 30MHz)	3.0 dB	Confidence levels of 95%
Radiated Emission (30MHz ~ 1,000MHz)	4.3 dB	Confidence levels of 95%
Radiated Emission (1GHz ~ 18GHz)	3.9 dB	Confidence levels of 95%
Radiated Emission (18GHz ~ 40GHz)	3.5 dB	Confidence levels of 95%
Conducted Emission	1.3 dB	Confidence levels of 95%



2 Test Configuration of EUT

2.1 Test Condition

Condition Item	Abbreviation/Remark	Remark
RF Conducted	Abbreviation	Remark
TnomVnom	Tnom	20°C
-	Vnom	120V
Freq. Stability	Abbreviation	Remark
-20°C	-	-
-10°C	-	-
0°C	-	-
10°C	-	-
20°C	-	-
30°C	-	-
40°C	-	-
50°C	-	-
60°C	-	-
70°C	-	-
138V	-	-
120V	-	-
102V	-	-



2.2 Test Channel Mode

Test Software Version	QRCT V3.0.93.0
Mode	Power Setting
802.11a_Nss1,(6Mbps)_1TX(Port1)	-
5180MHz	20
5200MHz	20
5240MHz	20
5260MHz	20.5
5300MHz	21
5320MHz	20.5
5500MHz	20.5
5580MHz	21
5700MHz	15.5
5720MHz Straddle 5.47-5.725GHz	21
5720MHz Straddle 5.725-5.85GHz	21
5745MHz	21
5785MHz	21
5825MHz	19
802.11ac VHT20_Nss1,(MCS0)_1TX(Port1)	-
5180MHz	20
5200MHz	19
5240MHz	20.5
5260MHz	21
5300MHz	21
5320MHz	20
5500MHz	20.5
5580MHz	18
5700MHz	16
5720MHz Straddle 5.47-5.725GHz	18
5720MHz Straddle 5.725-5.85GHz	18
5745MHz	21
5785MHz	21
5825MHz	20.5
802.11ac VHT40_Nss1,(MCS0)_1TX(Port1)	-
5190MHz	17
5230MHz	21





Mode	Power Setting
5270MHz	21
5310MHz	16.5
5510MHz	16.5
5550MHz	20.5
5670MHz	18
5710MHz Straddle 5.47-5.725GHz	21
5710MHz Straddle 5.725-5.85GHz	21
5755MHz	21
5795MHz	21
802.11ac VHT80_Nss1,(MCS0)_1TX(Port1)	-
5210MHz	16.5
5290MHz	16.5
5530MHz	16
5610MHz	20
5690MHz Straddle 5.47-5.725GHz	21
5690MHz Straddle 5.725-5.85GHz	21
5775MHz	21

2.3 The Worst Case Measurement Configuration

The Worst Case Mode for Following Conformance Tests	
Tests Item	AC power-line conducted emissions
Condition	AC power-line conducted measurement for line and neutral
Operating Mode	CTX
1	PoE mode

The Worst Case Mode for Following Conformance Tests	
Tests Item	Emission Bandwidth Maximum Conducted Output Power Peak Power Spectral Density Frequency Stability
Test Condition	Conducted measurement at transmit chains

The Worst Case Mode for Following Conformance Tests		
Tests Item	Unwanted Emissions	
Test Condition	Radiated measurement If EUT consist of multiple antenna assembly (multiple antenna are used in EUT regardless of spatial multiplexing MIMO configuration), the radiated test should be performed with highest antenna gain of each antenna type.	
Operating Mode < 1GHz	CTX	
1	PoE mode	
Operating Mode > 1GHz	CTX	
Orthogonal Planes of EUT	Y Plane	Z Plane
		
Worst Planes of EUT		V

The Worst Case Mode for Following Conformance Tests	
Tests Item	Simultaneous Transmission Analysis
Test Condition	Radiated measurement
Operating Mode	Normal Link
1	Bluetooth+WLAN 2.4GHz
2	Bluetooth+WLAN 5GHz
Refer to Sporton Test Report No.: FA7D2216 for Co-location RF Exposure Evaluation and Appendix G for Radiated Emission Co-location.	



2.4 Support Equipment

Support Equipment – RF Conducted				
No.	Equipment	Brand Name	Model Name	FCC ID
1	Notebook	DELL	E5410	DoC
2	Adapter for NB	DELL	HA65NM130	DoC
3	AC Source	GW	APS-9102	DoC

Support Equipment – Radiated Emission				
No.	Equipment	Brand Name	Model Name	FCC ID
1	PoE (remote)	CISCO	MA-INJ-4	-

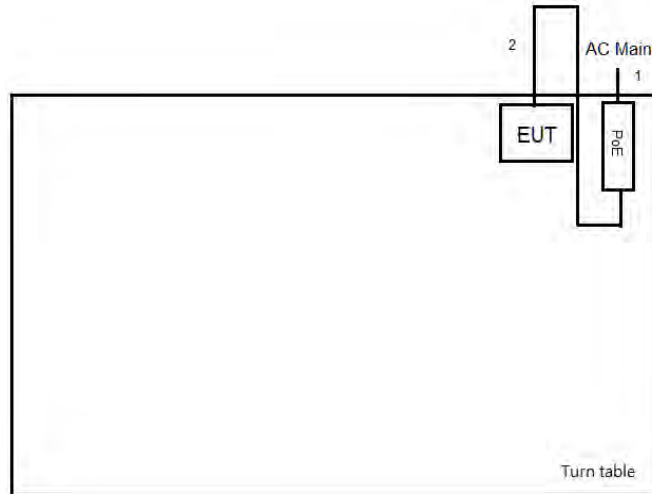
Note: Support equipment No.1 was provided by customer.

Support Equipment – AC Conduction				
No.	Equipment	Brand Name	Model Name	FCC ID
1	PoE	CISCO	MA-INJ-4	-

Note: Support equipment No.1 was provided by customer.

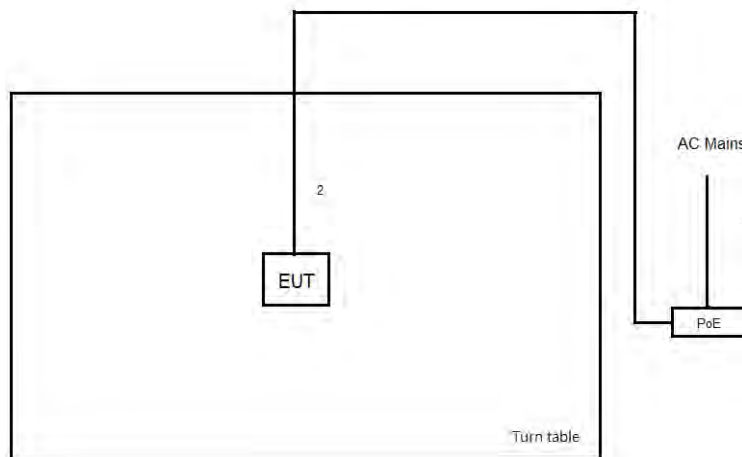
2.5 Test Setup Diagram

Test Setup Diagram – AC Line Conducted Emission Test



Item	Connection	Shielded	Length(m)	Remark
1	AC Power line	No	1m	-
2	RJ45 Cable	No	10m	-

Test Setup Diagram - Radiated Test



Item	Connection	Shielded	Length(m)	Remark
1	AC Power line	No	1m	-
2	RJ45 Cable	No	10m	-

3 Transmitter Test Result

3.1 AC Power-line Conducted Emissions

3.1.1 AC Power-line Conducted Emissions Limit

AC Power-line Conducted Emissions Limit		
Frequency Emission (MHz)	Quasi-Peak	Average
0.15-0.5	66 - 56 *	56 - 46 *
0.5-5	56	46
5-30	60	50

Note 1: * Decreases with the logarithm of the frequency.

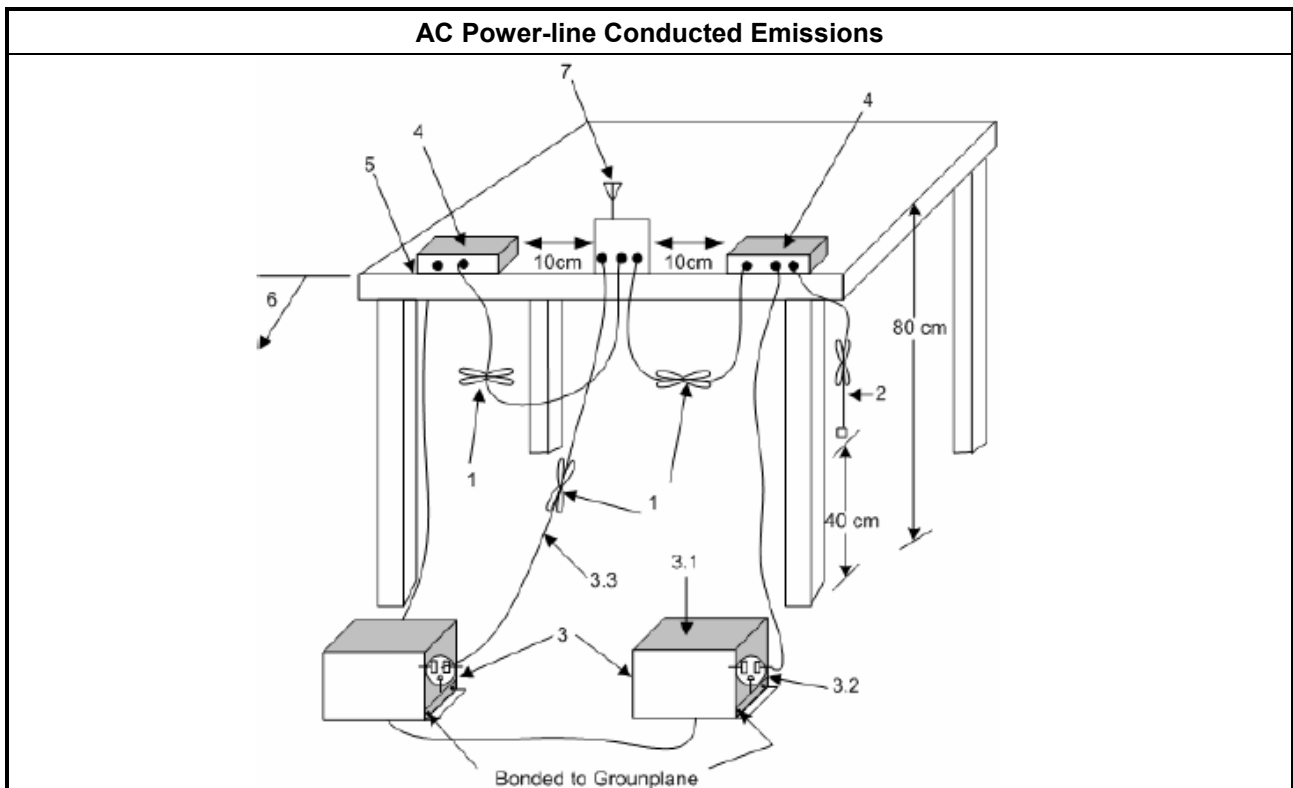
3.1.2 Measuring Instruments

Refer a test equipment and calibration data table in this test report.

3.1.3 Test Procedures

Test Method
<input checked="" type="checkbox"/> Refer as ANSI C63.10-2013, clause 6.2 for AC power-line conducted emissions.

3.1.4 Test Setup



3.1.5 Test Result of AC Power-line Conducted Emissions

Refer as Appendix A

3.2 Emission Bandwidth

3.2.1 Emission Bandwidth Limit

Emission Bandwidth Limit	
UNII Devices	
<input checked="" type="checkbox"/>	For the 5.15-5.25 GHz band, N/A
<input checked="" type="checkbox"/>	For the 5.25-5.35 GHz band, the maximum conducted output power shall not exceed the lesser of 250 mW or 11 dBm + 10 log B, where B is the 26 dB emission bandwidth in MHz.
<input checked="" type="checkbox"/>	For the 5.47-5.725 GHz band, the maximum conducted output power shall not exceed the lesser of 250 mW or 11 dBm + 10 log B, where B is the 26 dB emission bandwidth in MHz.
<input checked="" type="checkbox"/>	For the 5.725-5.85 GHz band, 6 dB emission bandwidth ≥ 500kHz.

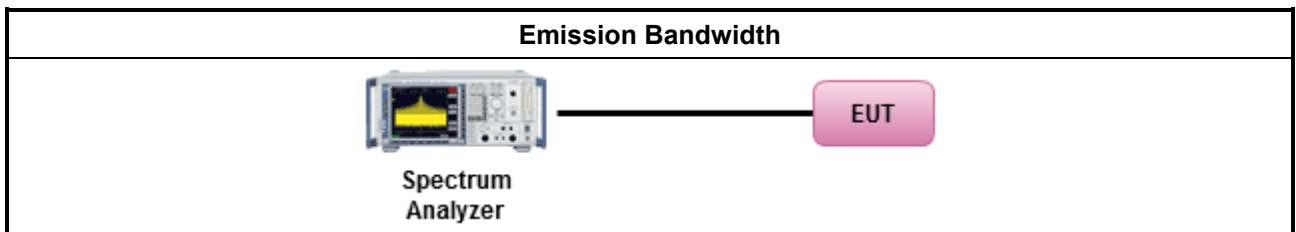
3.2.2 Measuring Instruments

Refer a test equipment and calibration data table in this test report.

3.2.3 Test Procedures

Test Method	
<ul style="list-style-type: none"> ▪ For the emission bandwidth shall be measured using one of the options below: 	
<input checked="" type="checkbox"/>	Refer as KDB 789033, clause C for EBW and clause D for OBW measurement.
<input type="checkbox"/>	Refer as ANSI C63.10, clause 6.9.3 for occupied bandwidth testing.
<input checked="" type="checkbox"/>	Refer as IC RSS-Gen, clause 6.6 for bandwidth testing.

3.2.4 Test Setup



3.2.5 Test Result of Emission Bandwidth

Refer as Appendix B



3.3 Maximum Conducted Output Power

3.3.1 Maximum Conducted Output Power Limit

Maximum Conducted Output Power Limit	
UNII Devices	
<input checked="" type="checkbox"/> For the 5.15-5.25 GHz band:	
	<ul style="list-style-type: none"> ▪ Outdoor AP: the maximum conducted output power (P_{Out}) shall not exceed the lesser of 1 W. If $G_{TX} > 6$ dBi, then $P_{Out} = 30 - (G_{TX} - 6)$. e.i.r.p. at any elevation angle above 30 degrees $\leq 125mW$ [21dBm] ▪ Indoor AP: the maximum conducted output power (P_{Out}) shall not exceed the lesser of 1 W. If $G_{TX} > 6$ dBi, then $P_{Out} = 30 - (G_{TX} - 6)$ ▪ Point-to-point AP: the maximum conducted output power (P_{Out}) shall not exceed the lesser of 1 W. If $G_{TX} > 23$ dBi, then $P_{Out} = 30 - (G_{TX} - 23)$. ▪ Mobile or Portable Client: the maximum conducted output power (P_{Out}) shall not exceed the lesser of 250 mW. If $G_{TX} > 6$ dBi, then $P_{Out} = 24 - (G_{TX} - 6)$.
<input checked="" type="checkbox"/> For the 5.25-5.35 GHz band, the maximum conducted output power (P_{Out}) shall not exceed the lesser of 250 mW or $11 \text{ dBm} + 10 \log B$, where B is the 26 dB emission bandwidth in MHz. If $G_{TX} > 6$ dBi, then $P_{Out} = 24 - (G_{TX} - 6)$.	
<input checked="" type="checkbox"/> For the 5.47-5.725 GHz band, the maximum conducted output power (P_{Out}) shall not exceed the lesser of 250 mW or $11 \text{ dBm} + 10 \log B$, where B is the 26 dB emission bandwidth in MHz. If $G_{TX} > 6$ dBi, then $P_{Out} = 24 - (G_{TX} - 6)$.	
<input checked="" type="checkbox"/> For the 5.725-5.85 GHz band:	
	<ul style="list-style-type: none"> ▪ Point-to-multipoint systems (P2M): the maximum conducted output power (P_{Out}) shall not exceed the lesser of 1 W. If $G_{TX} > 6$ dBi, then $P_{Out} = 30 - (G_{TX} - 6)$. ▪ Point-to-point systems (P2P): the maximum conducted output power (P_{Out}) shall not exceed the lesser of 1 W.
P_{Out} = maximum conducted output power in dBm, G_{TX} = the maximum transmitting antenna directional gain in dBi.	

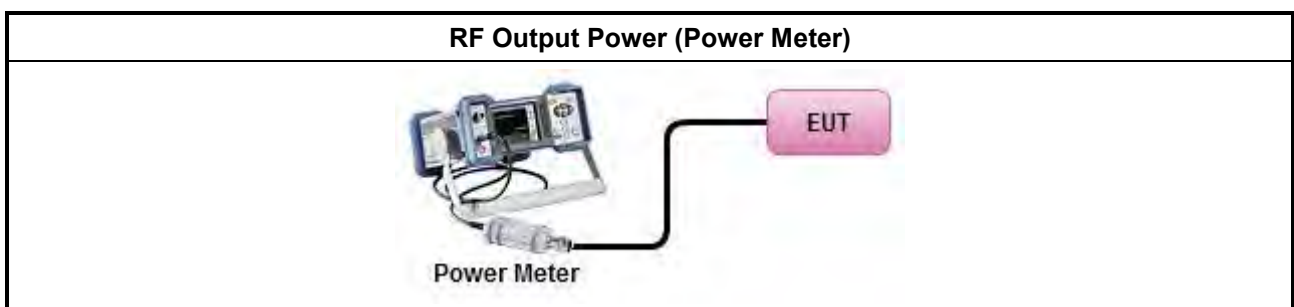
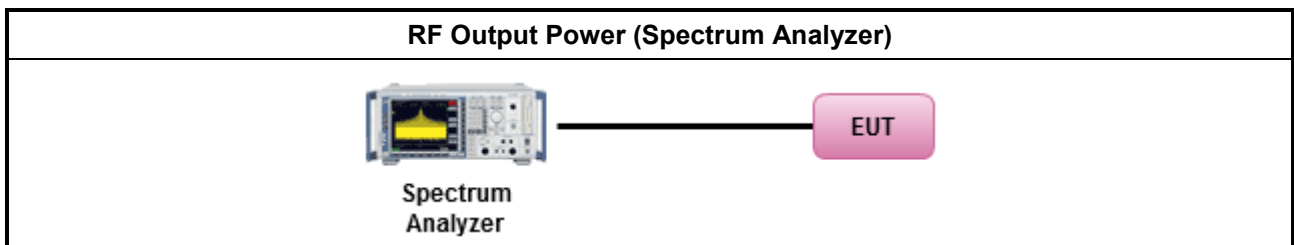
3.3.2 Measuring Instruments

Refer a test equipment and calibration data table in this test report.

3.3.3 Test Procedures

Test Method	
<ul style="list-style-type: none"> Maximum Conducted Output Power 	
	Duty cycle $\geq 98\%$
<input type="checkbox"/>	Refer as KDB 789033, clause E Method SA-2 (spectral trace averaging).
	Duty cycle $< 98\%$
<input checked="" type="checkbox"/>	Refer as KDB 789033, clause E Method SA-2 Alt. (RMS detection with slow sweep speed)
	Wideband RF power meter and average over on/off periods with duty factor
<input checked="" type="checkbox"/>	Refer as KDB 789033, clause E Method PM (using an RF average power meter).
<ul style="list-style-type: none"> For conducted measurement. 	
	<ul style="list-style-type: none"> If the EUT supports multiple transmit chains using options given below: Refer as KDB 662911, In-band power measurements. Using the measure-and-sum approach, measured all transmit ports individually. Sum the power (in linear power units e.g., mW) of all ports for each individual sample and save them.
	<ul style="list-style-type: none"> If multiple transmit chains, EIRP calculation could be following as methods: $P_{total} = P_1 + P_2 + \dots + P_n$ (calculated in linear unit [mW] and transfer to log unit [dBm]) $EIRP_{total} = P_{total} + DG$

3.3.4 Test Setup



3.3.5 Test Result of Maximum Conducted Output Power

Refer as Appendix C



3.4 Peak Power Spectral Density

3.4.1 Peak Power Spectral Density Limit

Peak Power Spectral Density Limit	
UNII Devices	
<input checked="" type="checkbox"/> For the 5.15-5.25 GHz band:	
	▪ Outdoor AP: the peak power spectral density (PPSD) shall not exceed the lesser of 17dBm/MHz. If $G_{TX} > 6$ dBi, then $P_{Out} = 17 - (G_{TX} - 6)$.
	▪ Indoor AP: the peak power spectral density (PPSD) shall not exceed the lesser of 17dBm/MHz. If $G_{TX} > 6$ dBi, then $P_{Out} = 17 - (G_{TX} - 6)$.
	▪ Point-to-point AP: the peak power spectral density (PPSD) shall not exceed the lesser of 17dBm/MHz. If $G_{TX} > 23$ dBi, then $P_{Out} = 17 - (G_{TX} - 23)$.
	▪ Mobile or Portable Client: the peak power spectral density (PPSD) ≤ 11 dBm/MHz. If $G_{TX} > 6$ dBi, then $PPSD = 11 - (G_{TX} - 6)$.
<input checked="" type="checkbox"/> For the 5.25-5.35 GHz band, the peak power spectral density (PPSD) ≤ 11 dBm/MHz. If $G_{TX} > 6$ dBi, then $PPSD = 11 - (G_{TX} - 6)$.	
<input checked="" type="checkbox"/> For the 5.47-5.725 GHz band, the peak power spectral density (PPSD) ≤ 11 dBm/MHz. If $G_{TX} > 6$ dBi, then $PPSD = 11 - (G_{TX} - 6)$.	
<input checked="" type="checkbox"/> For the 5.725-5.85 GHz band:	
	▪ Point-to-multipoint systems (P2M): the peak power spectral density (PPSD) ≤ 30 dBm/500kHz. If $G_{TX} > 6$ dBi, then $PPSD = 30 - (G_{TX} - 6)$.
	▪ Point-to-point systems (P2P): the peak power spectral density (PPSD) ≤ 30 dBm/500kHz.
PPSD = peak power spectral density that he same method as used to determine the conducted output power shall be used to determine the power spectral density. And power spectral density in dBm/MHz G_{TX} = the maximum transmitting antenna directional gain in dBi.	

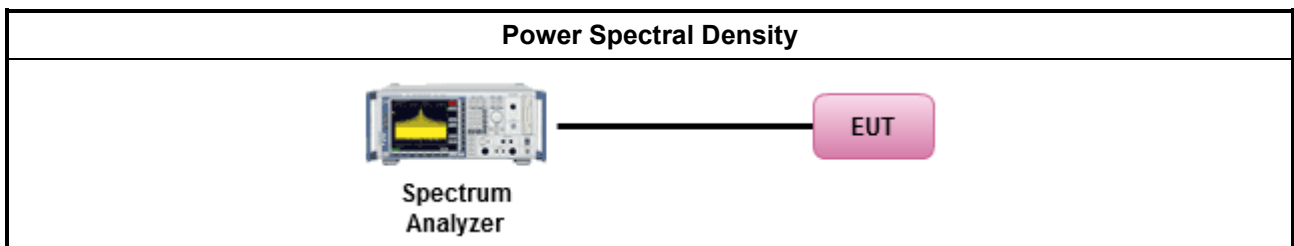
3.4.2 Measuring Instruments

Refer a test equipment and calibration data table in this test report.

3.4.3 Test Procedures

Test Method	
<ul style="list-style-type: none"> ▪ Peak power spectral density procedures that the same method as used to determine the conducted output power shall be used to determine the peak power spectral density and use the peak search function on the spectrum analyzer to find the peak of the spectrum. For the peak power spectral density shall be measured using below options: 	
<input type="checkbox"/>	Refer as KDB 789033, F)5) power spectral density can be measured using resolution bandwidths < 1 MHz provided that the results are integrated over 1 MHz bandwidth
Duty cycle ≥ 98%	
<input type="checkbox"/>	Refer as KDB 789033, clause E Method SA-2 (spectral trace averaging).
Duty cycle < 98%	
<input checked="" type="checkbox"/>	Refer as KDB 789033, clause E Method SA-2 Alt. (RMS detection with slow sweep speed)
<ul style="list-style-type: none"> ▪ For conducted measurement. 	
<ul style="list-style-type: none"> ▪ If the EUT supports multiple transmit chains using options given below: <ul style="list-style-type: none"> ▪ Measure and sum the spectra across the outputs. Refer as KDB 662911, In-band power spectral density (PSD). Sample all transmit ports simultaneously using a spectrum analyzer for each transmit port. Where the trace bin-by-bin of each transmit port summing can be performed. (i.e., in the first spectral bin of output 1 is summed with that in the first spectral bin of output 2 and that from the first spectral bin of output 3, and so on up to the NTX output to obtain the value for the first frequency bin of the summed spectrum.). Add up the amplitude (power) values for the different transmit chains and use this as the new data trace. ▪ If multiple transmit chains, EIRP PPSD calculation could be following as methods: $PPSD_{total} = PPSD_1 + PPSD_2 + \dots + PPSD_n$ (calculated in linear unit [mW] and transfer to log unit [dBm]) $EIRP_{total} = PPSD_{total} + DG$ 	

3.4.4 Test Setup



3.4.5 Test Result of Peak Power Spectral Density

Refer as Appendix D



3.5 Unwanted Emissions

3.5.1 Transmitter Radiated Unwanted Emissions Limit

Unwanted emissions below 1 GHz and restricted band emissions above 1GHz limit			
Frequency Range (MHz)	Field Strength (uV/m)	Field Strength (dBuV/m)	Measure Distance (m)
0.009~0.490	2400/F(kHz)	48.5 - 13.8	300
0.490~1.705	24000/F(kHz)	33.8 - 23	30
1.705~30.0	30	29	30
30~88	100	40	3
88~216	150	43.5	3
216~960	200	46	3
Above 960	500	54	3

Note 1: Test distance for frequencies at or above 30 MHz, measurements may be performed at a distance other than the limit distance provided they are not performed in the near field and the emissions to be measured can be detected by the measurement equipment. When performing measurements at a distance other than that specified, the results shall be extrapolated to the specified distance using an extrapolation factor of 20 dB/decade (inverse of linear distance for field-strength measurements, inverse of linear distance-squared for power-density measurements).

Note 2: Test distance for frequencies at below 30 MHz, measurements may be performed at a distance closer than the EUT limit distance; however, an attempt should be made to avoid making measurements in the near field. When performing measurements below 30 MHz at a closer distance than the limit distance, the results shall be extrapolated to the specified distance by either making measurements at a minimum of two or more distances on at least one radial to determine the proper extrapolation factor or by using the square of an inverse linear distance extrapolation factor (40 dB/decade). The test report shall specify the extrapolation method used to determine compliance of the EUT.

Note 3: Using the distance of 1m during the test for above 18 GHz, and the test value to correct for the distance factor at 3m.



Un-restricted band emissions above 1GHz Limit	
Operating Band	Limit
5.15 - 5.25 GHz	e.i.r.p. -27 dBm [68.2 dBuV/m@3m]
5.25 - 5.35 GHz	e.i.r.p. -27 dBm [68.2 dBuV/m@3m]
5.47 - 5.725 GHz	e.i.r.p. -27 dBm [68.2 dBuV/m@3m]
5.725 - 5.85 GHz	5.650-5700 GHz: e.i.r.p. -27 ~ 10 dBm [68.2 ~ 105.2 dBuV/m@3m] 5.700-5720 GHz: e.i.r.p. 10 ~ 15.6 dBm [105.2 ~ 110.8 dBuV/m@3m] 5.720-5725 GHz: e.i.r.p. 15.6 ~ 27 dBm [110.8 ~ 122.2 dBuV/m@3m] 5.850-5.855 GHz: e.i.r.p. 27 ~ 15.6 dBm [122.2 ~ 110.8 dBuV/m@3m] 5.855-5.875 GHz: e.i.r.p. 15.6 ~ 10 dBm [110.8 ~ 105.2 dBuV/m@3m] 5.875-5.925 GHz: e.i.r.p. 10 ~ -27 dBm [105.2 ~ 68.2dBuV/m@3m] Other un-restricted band: e.i.r.p. -27 dBm [68.2 dBuV/m@3m]
Note 1: Measurements may be performed at a distance other than the limit distance provided they are not performed in the near field and the emissions to be measured can be detected by the measurement equipment. When performing measurements at a distance other than that specified, the results shall be extrapolated to the specified distance using an extrapolation factor of 20 dB/decade (inverse of linear distance for field-strength measurements, inverse of linear distance-squared for power-density measurements).	



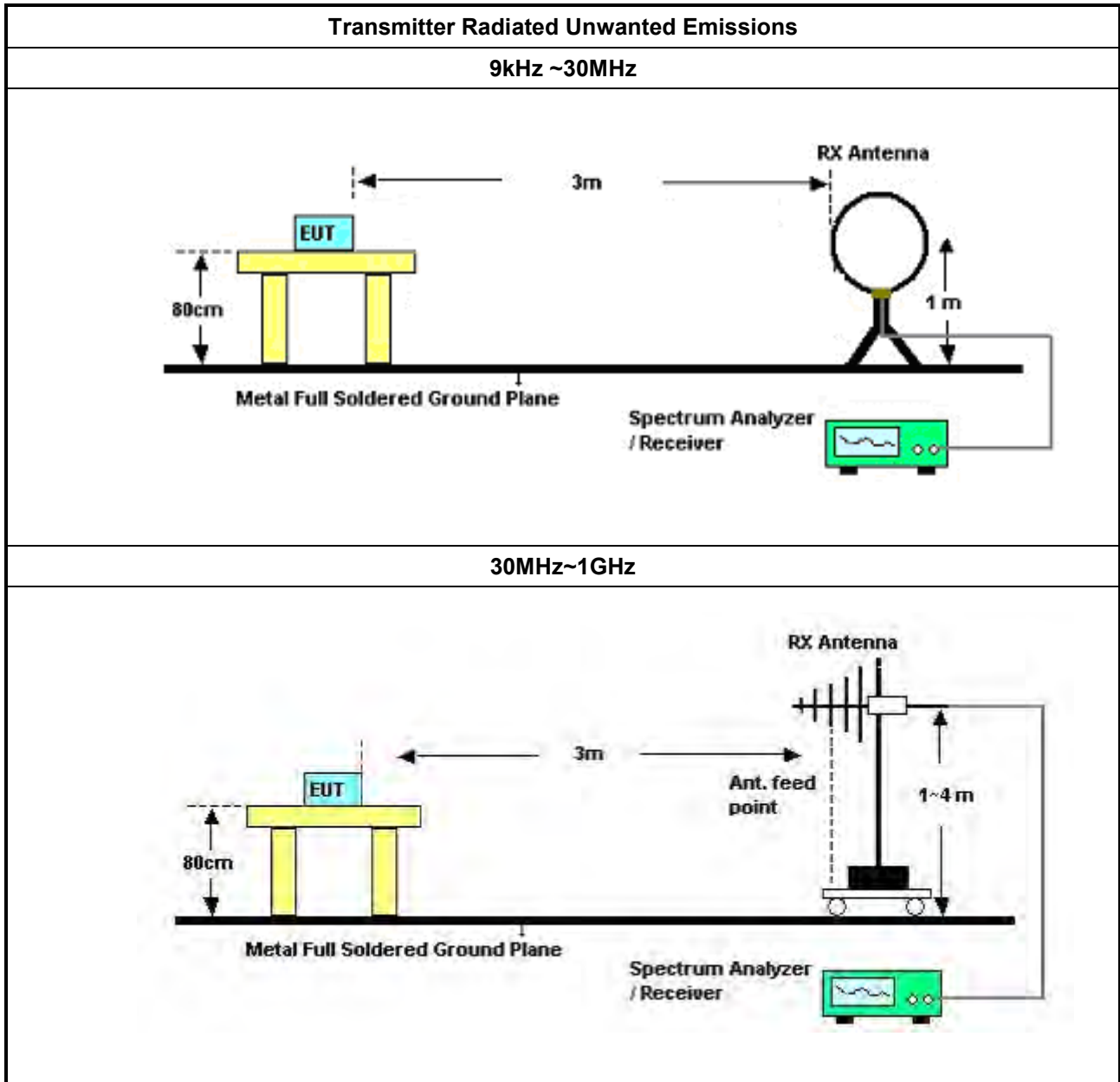
3.5.2 Measuring Instruments

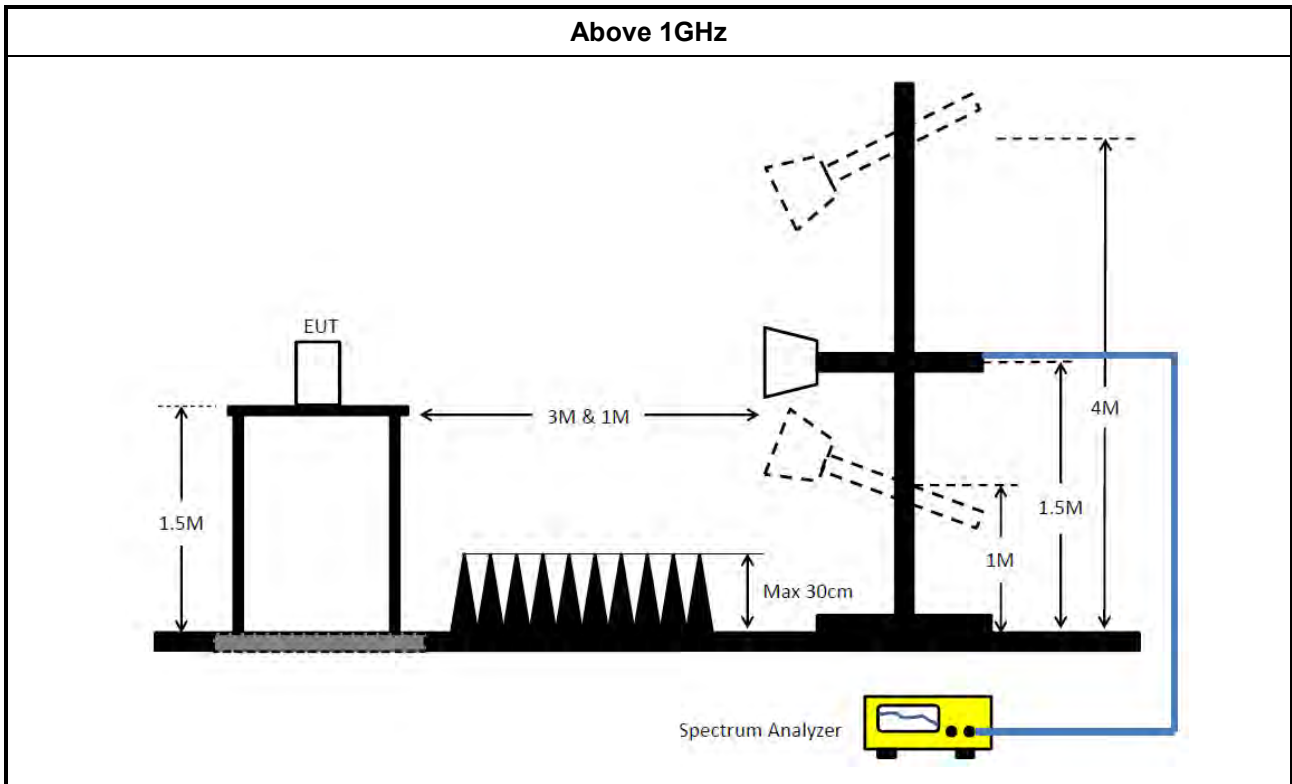
Refer a test equipment and calibration data table in this test report.

3.5.3 Test Procedures

Test Method									
<ul style="list-style-type: none"> ▪ Measurements may be performed at a distance other than the limit distance provided they are not performed in the near field and the emissions to be measured can be detected by the measurement equipment. Measurements shall not be performed at a distance greater than 30 m for frequencies above 30 MHz, unless it can be further demonstrated that measurements at a distance of 30 m or less are impractical. When performing measurements at a distance other than that specified, the results shall be extrapolated to the specified distance using an extrapolation factor of 20 dB/decade (inverse of linear distance for field-strength measurements, inverse of linear distance-squared for power-density measurements). 									
<ul style="list-style-type: none"> ▪ The average emission levels shall be measured in [duty cycle \geq 98 or duty factor]. 									
<ul style="list-style-type: none"> ▪ For the transmitter unwanted emissions shall be measured using following options below: <table border="1" style="width: 100%; border-collapse: collapse;"> <tr> <td style="width: 20px;"></td> <td> <ul style="list-style-type: none"> ▪ Refer as KDB 789033, clause G)2) for unwanted emissions into non-restricted bands. </td> </tr> <tr> <td></td> <td> <ul style="list-style-type: none"> ▪ Refer as KDB 789033, clause G)1) for unwanted emissions into restricted bands. </td> </tr> <tr> <td style="text-align: center;"><input checked="" type="checkbox"/></td> <td>Refer as KDB 789033, G)6) Method VB (ANSI C63.10, clause 4.1.4.2.3), Reduced VBW.</td> </tr> <tr> <td style="text-align: center;"><input checked="" type="checkbox"/></td> <td>Refer as KDB 789033, clause G)5) (ANSI C63.10, clause 4.1.4.2.2), measurement procedure peak limit.</td> </tr> </table> 			<ul style="list-style-type: none"> ▪ Refer as KDB 789033, clause G)2) for unwanted emissions into non-restricted bands. 		<ul style="list-style-type: none"> ▪ Refer as KDB 789033, clause G)1) for unwanted emissions into restricted bands. 	<input checked="" type="checkbox"/>	Refer as KDB 789033, G)6) Method VB (ANSI C63.10, clause 4.1.4.2.3), Reduced VBW.	<input checked="" type="checkbox"/>	Refer as KDB 789033, clause G)5) (ANSI C63.10, clause 4.1.4.2.2), measurement procedure peak limit.
	<ul style="list-style-type: none"> ▪ Refer as KDB 789033, clause G)2) for unwanted emissions into non-restricted bands. 								
	<ul style="list-style-type: none"> ▪ Refer as KDB 789033, clause G)1) for unwanted emissions into restricted bands. 								
<input checked="" type="checkbox"/>	Refer as KDB 789033, G)6) Method VB (ANSI C63.10, clause 4.1.4.2.3), Reduced VBW.								
<input checked="" type="checkbox"/>	Refer as KDB 789033, clause G)5) (ANSI C63.10, clause 4.1.4.2.2), measurement procedure peak limit.								
<ul style="list-style-type: none"> ▪ For radiated measurement. <table border="1" style="width: 100%; border-collapse: collapse;"> <tr> <td style="width: 20px;"></td> <td> <ul style="list-style-type: none"> ▪ Refer as ANSI C63.10, clause 6.4 for radiated emissions below 30 MHz and test distance is 3m. </td> </tr> <tr> <td></td> <td> <ul style="list-style-type: none"> ▪ Refer as ANSI C63.10, clause 6.5 for radiated emissions 30 MHz to 1 GHz and test distance is 3m. </td> </tr> <tr> <td></td> <td> <ul style="list-style-type: none"> ▪ Refer as ANSI C63.10, clause 6.6 for radiated emissions above 1GHz. </td> </tr> </table> 			<ul style="list-style-type: none"> ▪ Refer as ANSI C63.10, clause 6.4 for radiated emissions below 30 MHz and test distance is 3m. 		<ul style="list-style-type: none"> ▪ Refer as ANSI C63.10, clause 6.5 for radiated emissions 30 MHz to 1 GHz and test distance is 3m. 		<ul style="list-style-type: none"> ▪ Refer as ANSI C63.10, clause 6.6 for radiated emissions above 1GHz. 		
	<ul style="list-style-type: none"> ▪ Refer as ANSI C63.10, clause 6.4 for radiated emissions below 30 MHz and test distance is 3m. 								
	<ul style="list-style-type: none"> ▪ Refer as ANSI C63.10, clause 6.5 for radiated emissions 30 MHz to 1 GHz and test distance is 3m. 								
	<ul style="list-style-type: none"> ▪ Refer as ANSI C63.10, clause 6.6 for radiated emissions above 1GHz. 								
<ul style="list-style-type: none"> ▪ The any unwanted emissions level shall not exceed the fundamental emission level. 									
<ul style="list-style-type: none"> ▪ All amplitude of spurious emissions that are attenuated by more than 20 dB below the permissible value has no need to be reported. 									

3.5.4 Test Setup





3.5.5 Transmitter Unwanted Emissions (Below 30MHz)

The amplitude of spurious emissions which are attenuated by more than 20dB below the permissible value has no need to be reported.

3.5.6 Test Result of Transmitter Unwanted Emissions

Refer as Appendix E

3.6 Frequency Stability

3.6.1 Frequency Stability Limit

Frequency Stability Limit	
UNII Devices	
<ul style="list-style-type: none"> In-band emission is maintained within the band of operation under all conditions of normal operation as specified in the user's manual. 	
IEEE Std. 802.11	
<ul style="list-style-type: none"> The transmitter center frequency tolerance shall be ± 20 ppm maximum for the 5 GHz band. 	

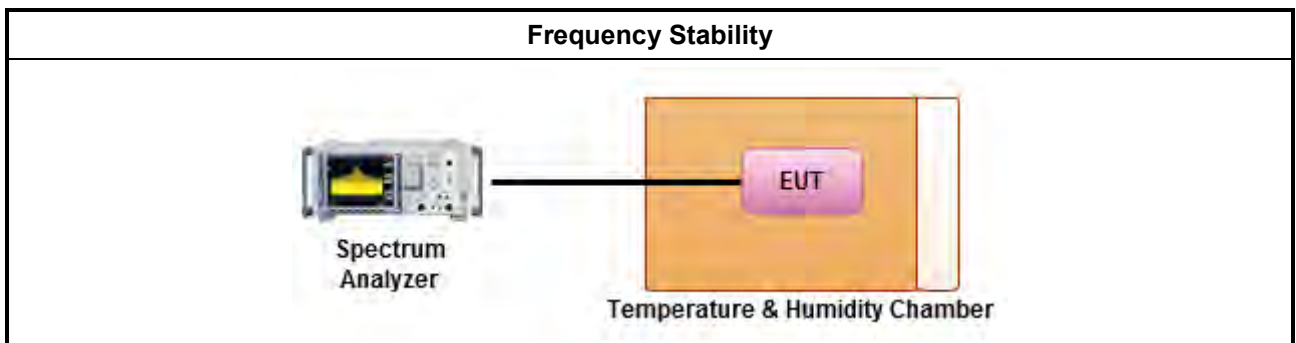
3.6.2 Measuring Instruments

Refer a test equipment and calibration data table in this test report.

3.6.3 Test Procedures

Test Method	
<ul style="list-style-type: none"> Refer as ANSI C63.10, clause 6.8 for frequency stability tests 	
	<ul style="list-style-type: none"> Frequency stability with respect to ambient temperature
	<ul style="list-style-type: none"> Frequency stability when varying supply voltage

3.6.4 Test Setup



3.6.5 Test Result of Frequency Stability

Refer as Appendix F



4 Test Equipment and Calibration Data

Instrument for AC Conduction

Instrument	Manufacturer	Model No.	Serial No.	Spec.	Calibration Date	Calibration Due Date
EMC Receiver	R&S	ESR3	102052	9KHz ~ 3.6GHz	29/Apr/2017	28/Apr/2018
RF Cable-CON	HUBER+SUHNER	RG213/U	07611832020001	9kHz ~ 30MHz	06/Oct/2017	05/Oct/2018
AC POWER	APC	AFC-11005G	F310050055	47Hz~63Hz 5~300V	NCR	NCR
Impuls Begrenzer Pulse Limiter	SCHWARZBECK	VTSD 9561-F	9561-F041	9 kHz ~ 30 MHz	12/Oct/2017	11/Oct/2018
LISN	R&S	ENV216	101295	9kHz ~ 30MHz	17/Nov/2017	16/Nov/2018

NCR : Non-Calibration Require

Instrument for Radiated Test

Instrument	Manufacturer	Model No.	Serial No.	Spec.	Calibration Date	Calibration Due Date
Spectrum Analyzer	R&S	FSP40	100305	9KHz - 40GHz	12/Dec/2017	11/Dec/2018
3m Semi Anechoic	SIDT FRANKONIA	SAC-3M	03CH02-HY	30MHz-1GHz	20/Oct/2017	19/Oct/2018
3m Semi Anechoic	SIDT FRANKONIA	SAC-3M	03CH02-HY	1GHz ~ 18GHz	27/Oct/2017	26/Oct/2018
Amplifier	Agilent	8447D	2944A11149	100KHz-1.3GHz	29/Jun/2017	28/Jun/2018
Amplifier	Ketsight	8449B	3008A02602	1GHz-26.5GHz	19/Sep/2017	18/Sep/2018
Horn Antenna	SCHWARZBECK	BBHA9120D	BBHA9120D 01531	1GHz-18GHz	11/May/2017	10/May/2018
Horn Antenna	SCHWARZBECK	BBHA9170	BBHA9170154	18GHz-40GHz	06/Feb/2017	05/Feb/2018
Bilog Antenna	SCHAFFNER	CBL6112B	2723	30MHz-1GHz	09/Sep/2017	08/Sep/2018
Amplifier	MITEQ	JS44-18004000 -33-8P	1840917	18GHz-40GHz	06/Feb/2017	05/Feb/2018
Loop Antenna	TESEQ	HLA 6120	31244	9KHz-30MHz	02/Mar/2017	01/Mar/2018
RF Cable-high	SUHNER	SUCOFLEX104	MY34918/4	1GHz ~ 40GHz	02/Feb/2017	01/Feb/2018
RF Cable-R03m	Jye Bao	RG142	CB017	9kHz ~ 1GHz	02/Feb/2017	01/Feb/2018
Receiver	R&S	ESU3	102052	9kHz ~ 3.6GHz	29/Apr/2017	28/Apr/2018



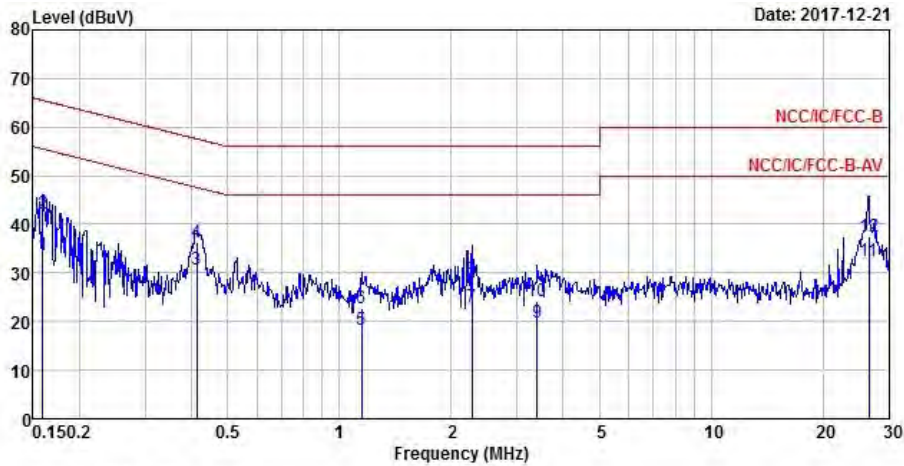
Instrument for Conducted Test

Instrument	Manufacturer	Model No.	Serial No.	Spec.	Calibration Date	Calibration Due Date
Spectrum Analyzer	R&S	FSV 40	101515	9kHz~40GHz	08/Dec/2017	07/Dec/2018
Signal Generator	R&S	SMR40	100116	10MHz ~ 40GHz	27/Jul/2017	26/Jul/2018
Temp. and Humidity Chamber	Giant Force	GTH-225-40-CP-AR	MAA1611-005	-40 ~ 100°C	21/Nov/2016	20/Nov/2018
Power Sensor	Anritsu	MA2411B	0917017	300MHz ~ 40GHz	10/Feb/2017	09/Feb/2018
Power Meter	Anritsu	ML2495A	0949003	300MHz ~ 40GHz	10/Feb/2017	09/Feb/2018
RF Cable-1.5m	HUBER+SUHNER	SUCOFLEX_104	MY12582/4	30MHz ~ 26.5GHz	25/Aug/2017	24/Aug/2018
RF Cable-0.2m	HUBER+SUHNER	SUCOFLEX_104	MY10710/4	30MHz ~ 26.5GHz	25/Aug/2017	24/Aug/2018
RF Cable-0.2m	HUBER+SUHNER	SUCOFLEX_104	MY10709/4	30MHz ~ 26.5GHz	25/Aug/2017	24/Aug/2018



AC Power-line Conducted Emissions Result

Operating Mode	1	Power Phase	Neutral
Operating Function	PoE mode		



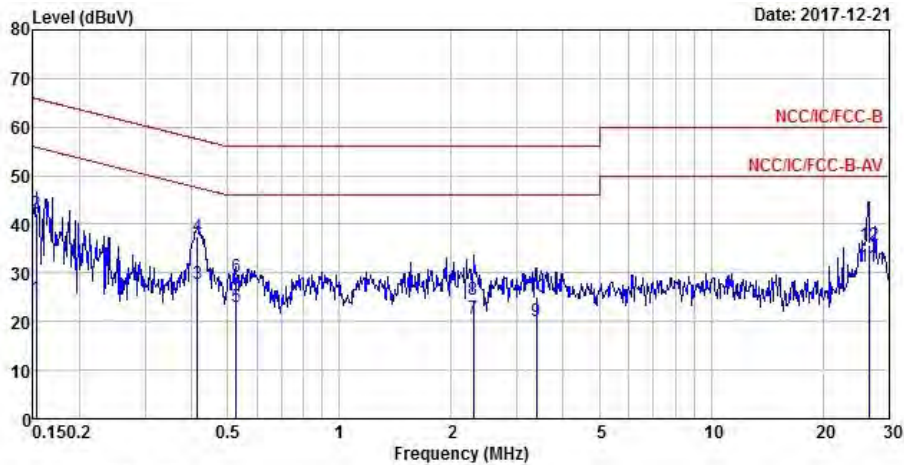
	Freq	Level	Over	Limit	Read	LISN	Cable	Remark
	MHz	dBuV	Limit	Line	Level	Factor	Loss	
			dB	dBuV	dBuV	dB	dB	
1	0.1590	33.77	-21.75	55.52	24.11	9.63	0.03	Average
2	0.1590	42.26	-23.26	65.52	32.60	9.63	0.03	QP
3 MAX	0.4127	30.65	-16.94	47.59	20.94	9.61	0.10	Average
4	0.4127	36.35	-21.24	57.59	26.64	9.61	0.10	QP
5	1.1473	18.39	-27.61	46.00	8.77	9.62	0.00	Average
6	1.1473	22.85	-33.15	56.00	13.23	9.62	0.00	QP
7	2.2726	22.97	-23.03	46.00	13.32	9.63	0.02	Average
8	2.2726	28.70	-27.30	56.00	19.05	9.63	0.02	QP
9	3.3994	19.86	-26.14	46.00	10.15	9.64	0.07	Average
10	3.3994	24.25	-31.75	56.00	14.54	9.64	0.07	QP
11	26.5581	32.52	-17.48	50.00	22.72	9.70	0.10	Average
12	26.5581	37.61	-22.39	60.00	27.81	9.70	0.10	QP

Note 1: ">20dB" means emission levels that exceed the level of 20 dB below the applicable limit.
 Note 2: "N/F" means Nothing Found emissions (No emissions were detected.)



AC Power-line Conducted Emissions Result

Operating Mode	1	Power Phase	Line
Operating Function	PoE mode		



	Freq	Level	Over	Limit	Read	LISN	Cable	Remark
	MHz	dBuV	Limit	Line	Level	Factor	Loss	
			dB	dBuV	dBuV	dB	dB	
1	0.1532	24.87	-30.95	55.82	15.21	9.62	0.04	Average
2	0.1532	42.17	-23.65	65.82	32.51	9.62	0.04	QP
3	0.4148	27.88	-19.67	47.55	18.17	9.61	0.10	Average
4	0.4148	37.60	-19.95	57.55	27.89	9.61	0.10	QP
5	0.5265	23.12	-22.88	46.00	13.44	9.61	0.07	Average
6	0.5265	29.14	-26.86	56.00	19.46	9.61	0.07	QP
7	2.2968	20.78	-25.22	46.00	11.14	9.62	0.02	Average
8	2.2968	24.38	-31.62	56.00	14.74	9.62	0.02	QP
9	3.3814	20.20	-25.80	46.00	10.50	9.63	0.07	Average
10	3.3814	25.22	-30.78	56.00	15.52	9.63	0.07	QP
11	MAX 26.5581	31.39	-18.61	50.00	21.75	9.54	0.10	Average
12	26.5581	35.70	-24.30	60.00	26.06	9.54	0.10	QP

Note 1: ">20dB" means emission levels that exceed the level of 20 dB below the applicable limit.
 Note 2: "N/F" means Nothing Found emissions (No emissions were detected.)

Summary

Mode	Max-N dB (Hz)	Max-OBW (Hz)	ITU-Code	Min-N dB (Hz)	Min-OBW (Hz)
5.15-5.25GHz	-	-	-	-	-
802.11a_Nss1,(6Mbps)_1TX(Port1)	32.8M	16.667M	16M7D1D	27.875M	16.592M
802.11ac VHT20_Nss1,(MCS0)_1TX(Port1)	34.1M	17.816M	17M8D1D	27.2M	17.741M
802.11ac VHT40_Nss1,(MCS0)_1TX(Port1)	73.6M	36.382M	36M4D1D	43.15M	36.082M
802.11ac VHT80_Nss1,(MCS0)_1TX(Port1)	84.1M	74.663M	74M7D1D	84.1M	74.663M
5.25-5.35GHz	-	-	-	-	-
802.11a_Nss1,(6Mbps)_1TX(Port1)	41.325M	17.041M	17M0D1D	39.6M	16.767M
802.11ac VHT20_Nss1,(MCS0)_1TX(Port1)	43.45M	18.091M	18M1D1D	29.875M	17.816M
802.11ac VHT40_Nss1,(MCS0)_1TX(Port1)	74.25M	36.382M	36M4D1D	43.05M	36.082M
802.11ac VHT80_Nss1,(MCS0)_1TX(Port1)	83.9M	74.663M	74M7D1D	83.9M	74.663M
5.47-5.725GHz	-	-	-	-	-
802.11a_Nss1,(6Mbps)_1TX(Port1)	43.525M	18.266M	18M3D1D	23.225M	14.708M
802.11ac VHT20_Nss1,(MCS0)_1TX(Port1)	45.175M	18.316M	18M3D1D	20.265M	13.958M
802.11ac VHT40_Nss1,(MCS0)_1TX(Port1)	82.2M	37.681M	37M7D1D	43.5M	34.108M
802.11ac VHT80_Nss1,(MCS0)_1TX(Port1)	129.7M	75.162M	75M2D1D	84.3M	72.189M
5.725-5.85GHz	-	-	-	-	-
802.11a_Nss1,(6Mbps)_1TX(Port1)	16.375M	18.291M	18M3D1D	3.1M	12.434M
802.11ac VHT20_Nss1,(MCS0)_1TX(Port1)	17.575M	19.165M	19M2D1D	3.8M	7.416M
802.11ac VHT40_Nss1,(MCS0)_1TX(Port1)	35.35M	39.18M	39M2D1D	3.08M	27.486M
802.11ac VHT80_Nss1,(MCS0)_1TX(Port1)	75.1M	75.862M	75M9D1D	3.1M	37.641M

Max-N dB = Maximum 6dB down bandwidth for 5.725-5.85GHz band / Maximum 26dB down bandwidth for other band;

Max-OBW = Maximum 99% occupied bandwidth;

Min-N dB = Minimum 6dB down bandwidth for 5.725-5.85GHz band / Maximum 26dB down bandwidth for other band;

Min-OBW = Minimum 99% occupied bandwidth;



Result

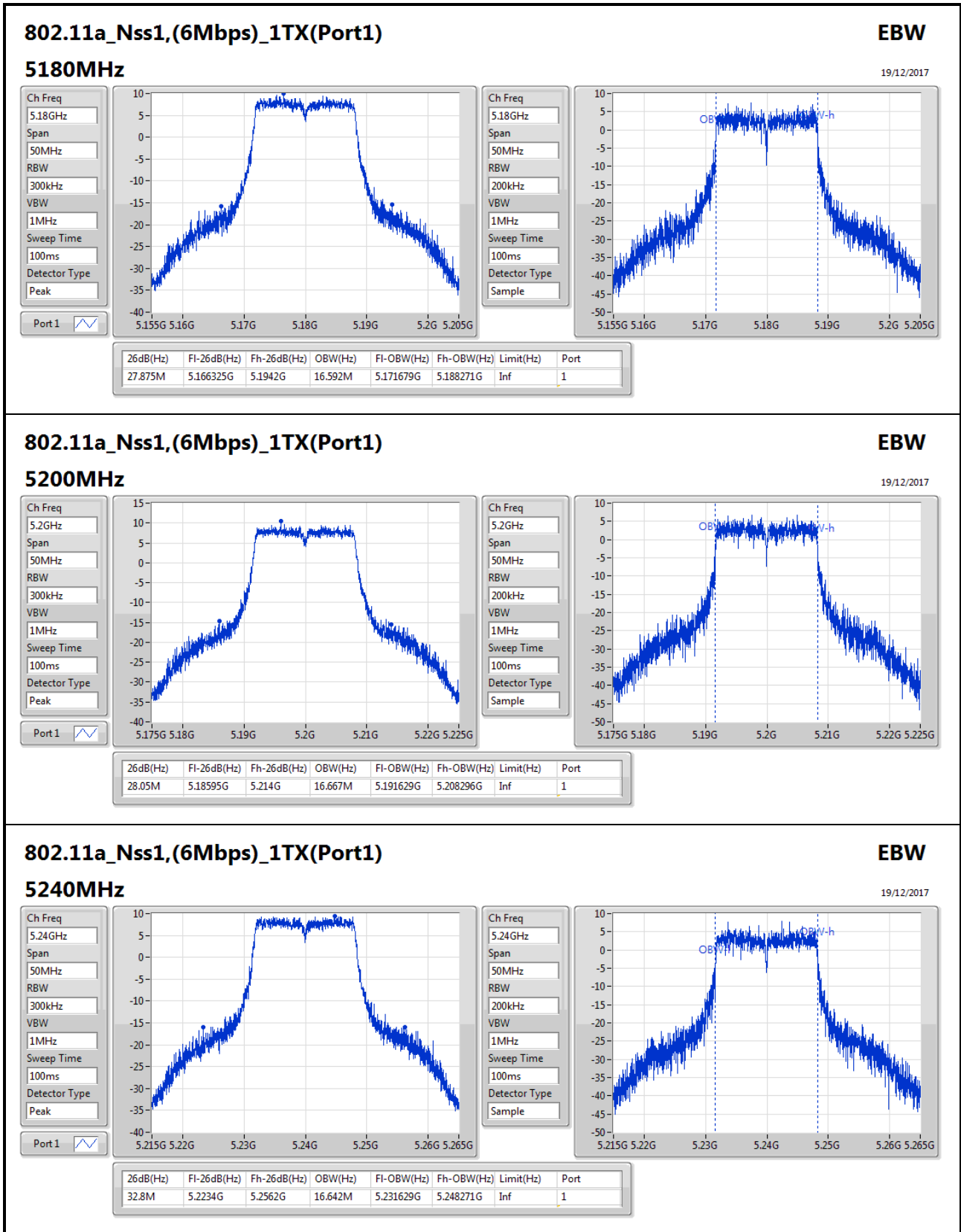
Mode	Result	Limit (Hz)	Port 1-N dB (Hz)	Port 1-OBW (Hz)
802.11a_Nss1,(6Mbps)_1TX(Port1)	-	-	-	-
5180MHz	Pass	Inf	27.875M	16.592M
5200MHz	Pass	Inf	28.05M	16.667M
5240MHz	Pass	Inf	32.8M	16.642M
5260MHz	Pass	Inf	39.6M	16.767M
5300MHz	Pass	Inf	41.325M	17.041M
5320MHz	Pass	Inf	39.8M	16.867M
5500MHz	Pass	Inf	42.25M	17.616M
5580MHz	Pass	Inf	43.525M	18.266M
5700MHz	Pass	Inf	23.225M	16.617M
5720MHz Straddle 5.47-5.725GHz	Pass	Inf	26.085M	14.708M
5720MHz Straddle 5.725-5.85GHz	Pass	500k	3.1M	12.434M
5745MHz	Pass	500k	16.325M	18.291M
5785MHz	Pass	500k	16.375M	17.691M
5825MHz	Pass	500k	16.35M	16.717M
802.11ac VHT20_Nss1,(MCS0)_1TX(Port1)	-	-	-	-
5180MHz	Pass	Inf	29.125M	17.816M
5200MHz	Pass	Inf	27.2M	17.741M
5240MHz	Pass	Inf	34.1M	17.791M
5260MHz	Pass	Inf	29.875M	17.866M
5300MHz	Pass	Inf	43.45M	18.091M
5320MHz	Pass	Inf	35.15M	17.816M
5500MHz	Pass	Inf	45.175M	18.316M
5580MHz	Pass	Inf	31.075M	17.766M
5700MHz	Pass	Inf	22.8M	17.766M
5720MHz Straddle 5.47-5.725GHz	Pass	Inf	20.265M	13.958M
5720MHz Straddle 5.725-5.85GHz	Pass	500k	3.8M	7.416M
5745MHz	Pass	500k	17.575M	19.165M
5785MHz	Pass	500k	17.575M	18.691M
5825MHz	Pass	500k	17.575M	18.066M
802.11ac VHT40_Nss1,(MCS0)_1TX(Port1)	-	-	-	-
5190MHz	Pass	Inf	43.15M	36.082M
5230MHz	Pass	Inf	73.6M	36.382M
5270MHz	Pass	Inf	74.25M	36.382M
5310MHz	Pass	Inf	43.05M	36.082M
5510MHz	Pass	Inf	43.5M	36.082M
5550MHz	Pass	Inf	82.2M	37.681M
5670MHz	Pass	Inf	67.9M	36.132M
5710MHz Straddle 5.47-5.725GHz	Pass	Inf	56.28M	34.108M
5710MHz Straddle 5.725-5.85GHz	Pass	500k	3.08M	27.486M
5755MHz	Pass	500k	35.1M	39.18M
5795MHz	Pass	500k	35.35M	38.031M
802.11ac VHT80_Nss1,(MCS0)_1TX(Port1)	-	-	-	-
5210MHz	Pass	Inf	84.1M	74.663M

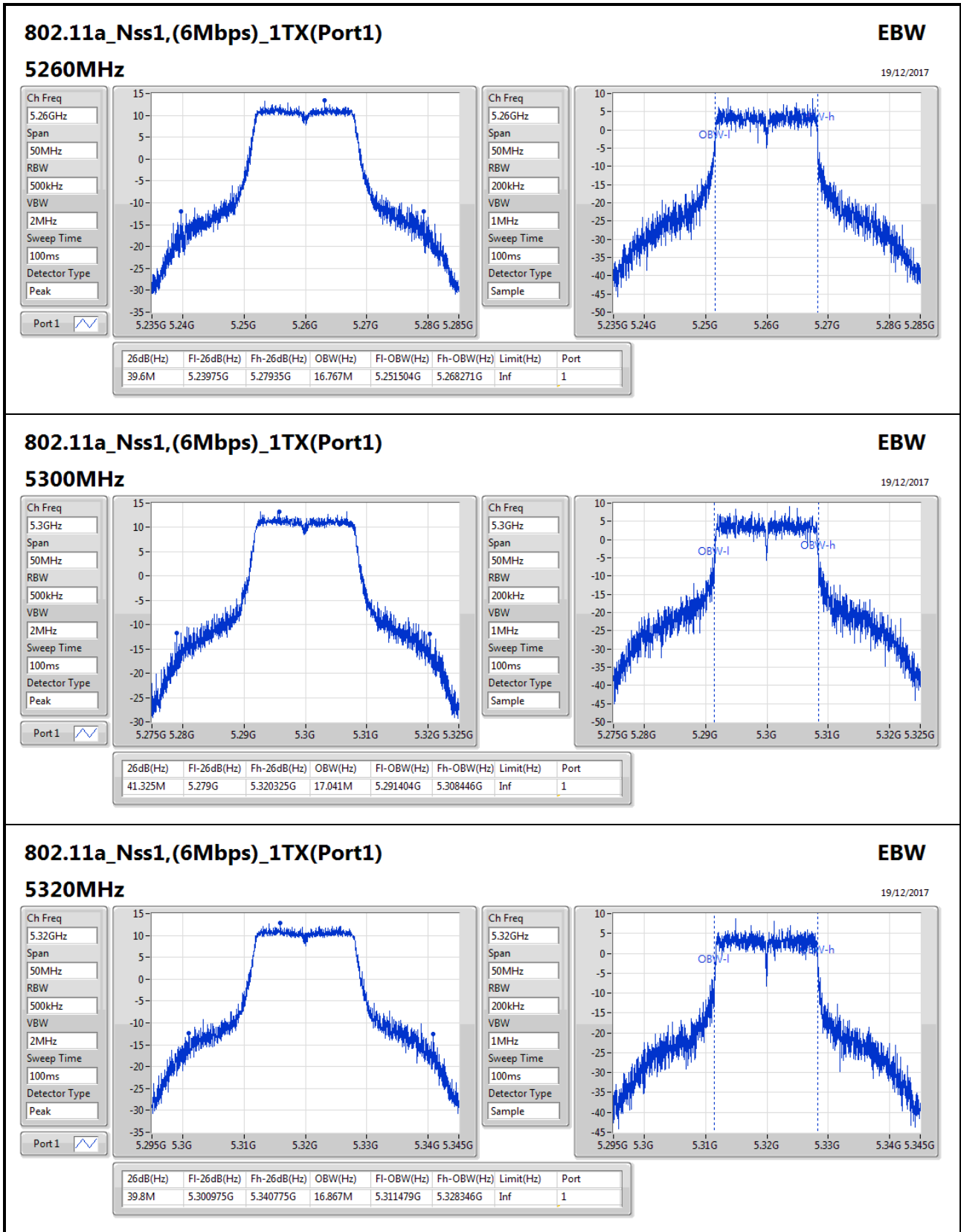


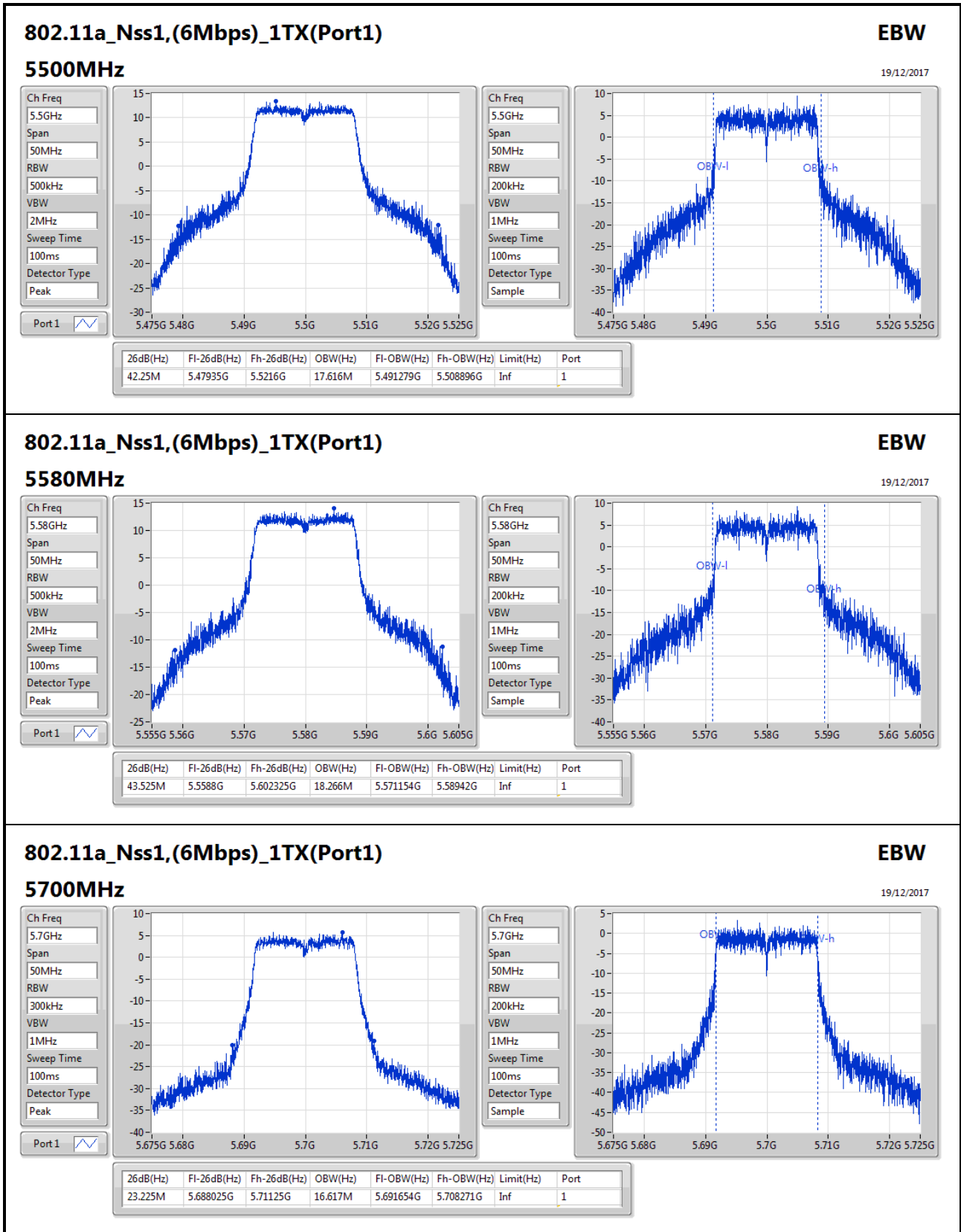
Mode	Result	Limit (Hz)	Port 1-N dB (Hz)	Port 1-OBW (Hz)
5290MHz	Pass	Inf	83.9M	74.663M
5530MHz	Pass	Inf	84.3M	74.963M
5610MHz	Pass	Inf	129.7M	75.162M
5690MHz Straddle 5.47-5.725GHz	Pass	Inf	108.375M	72.189M
5690MHz Straddle 5.725-5.85GHz	Pass	500k	3.1M	37.641M
5775MHz	Pass	500k	75.1M	75.862M

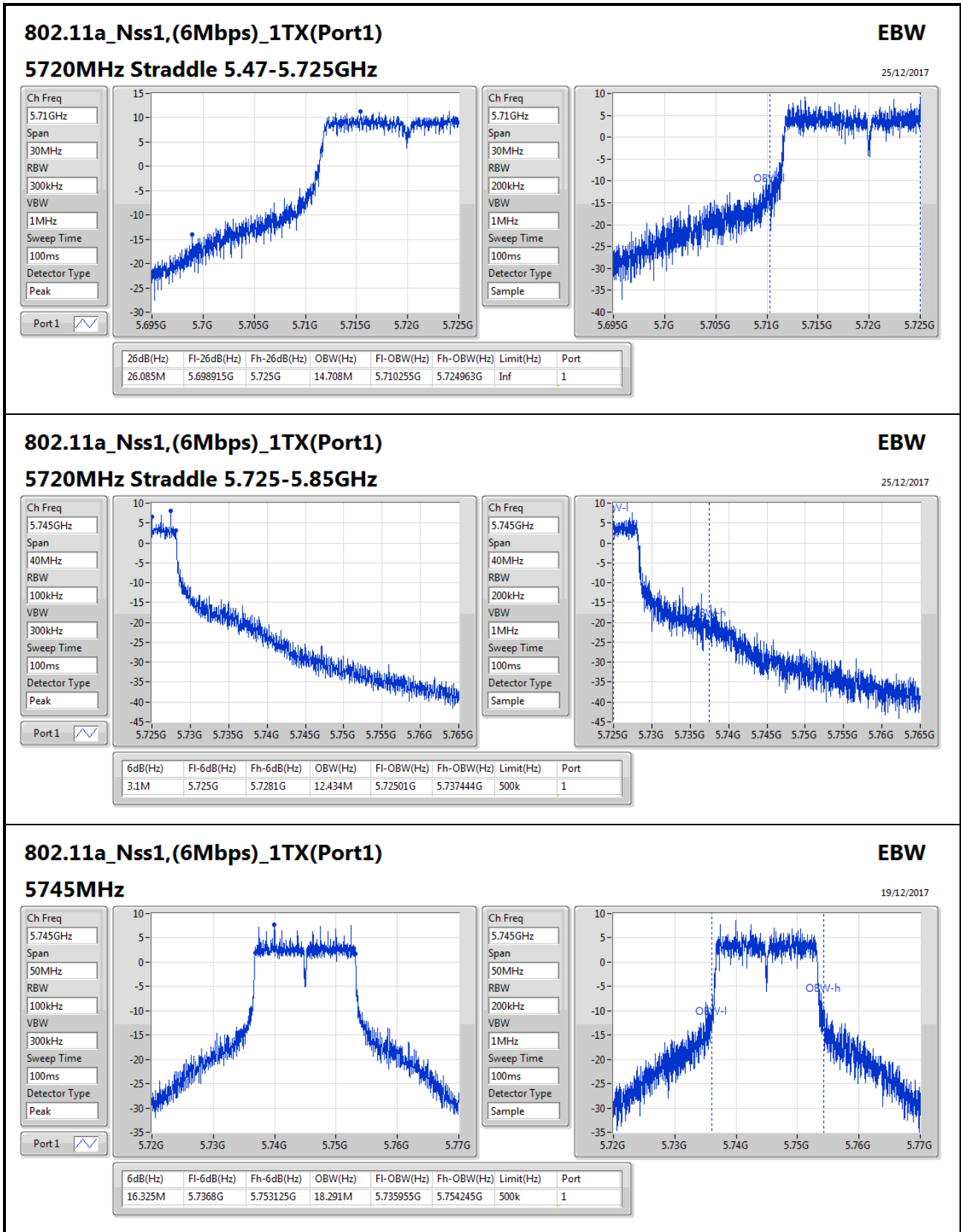
Port X-N dB = Port X 6dB down bandwidth for 5.725-5.85GHz band / 26dB down bandwidth for other band

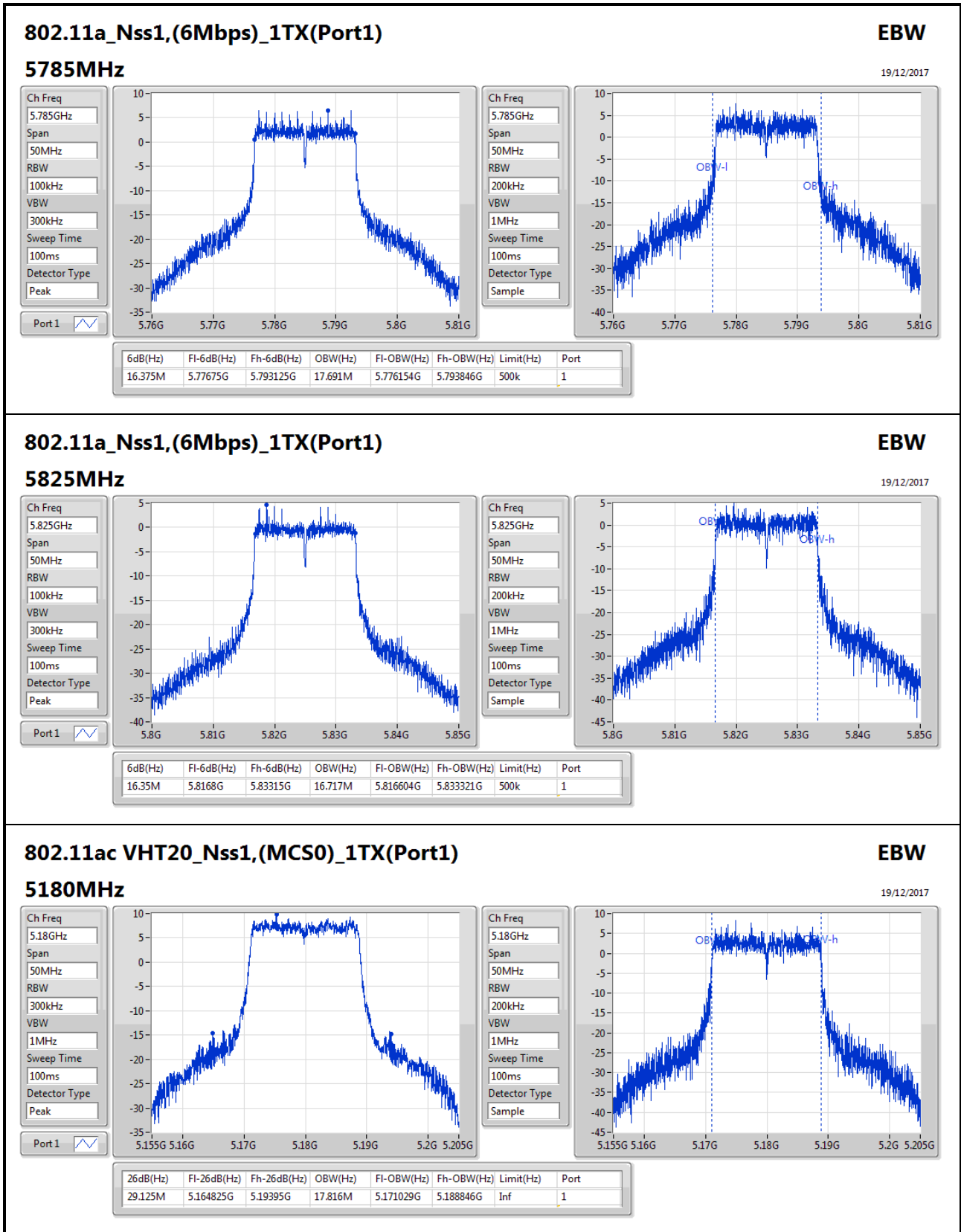
Port X-OBW = Port X 99% occupied bandwidth;

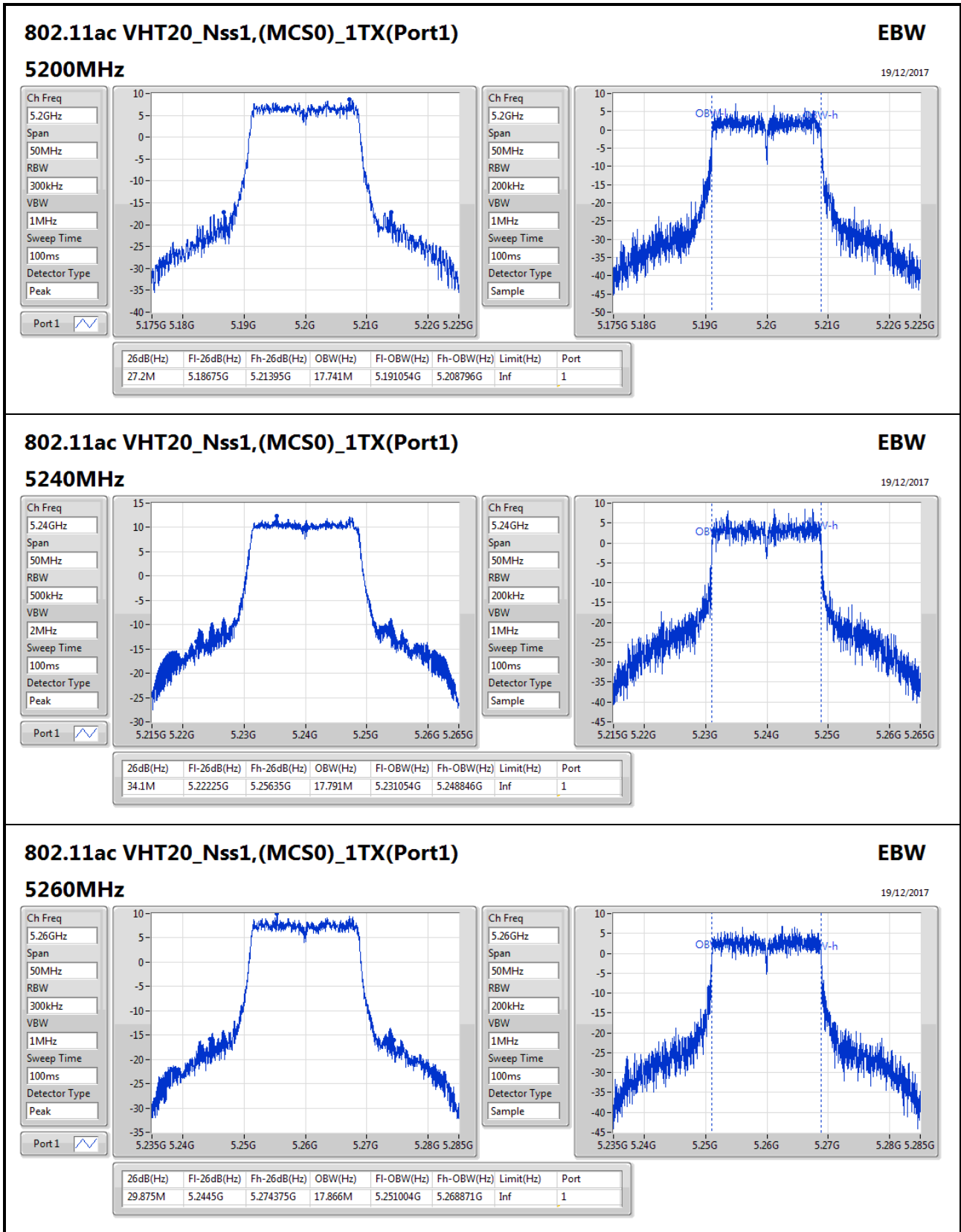


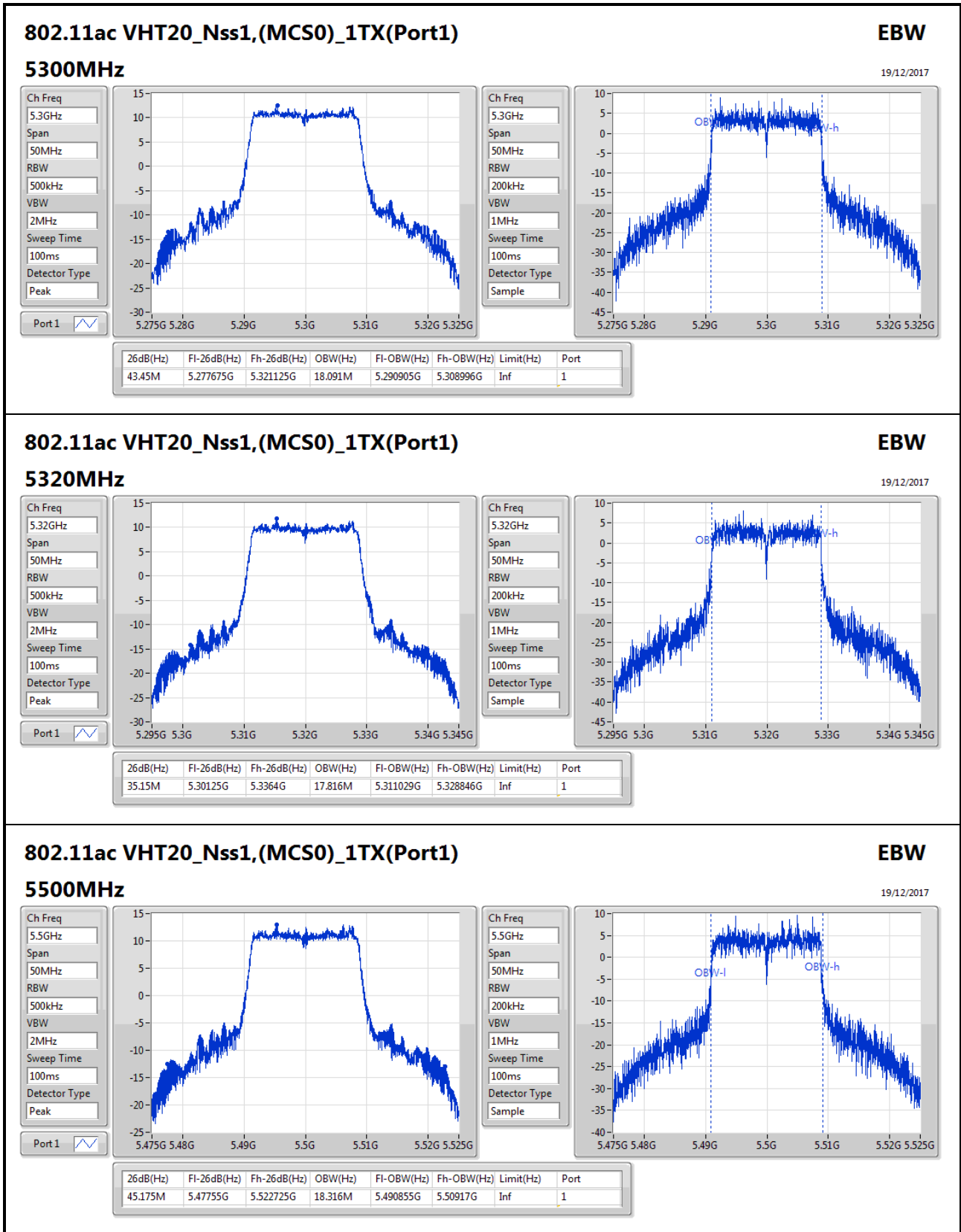


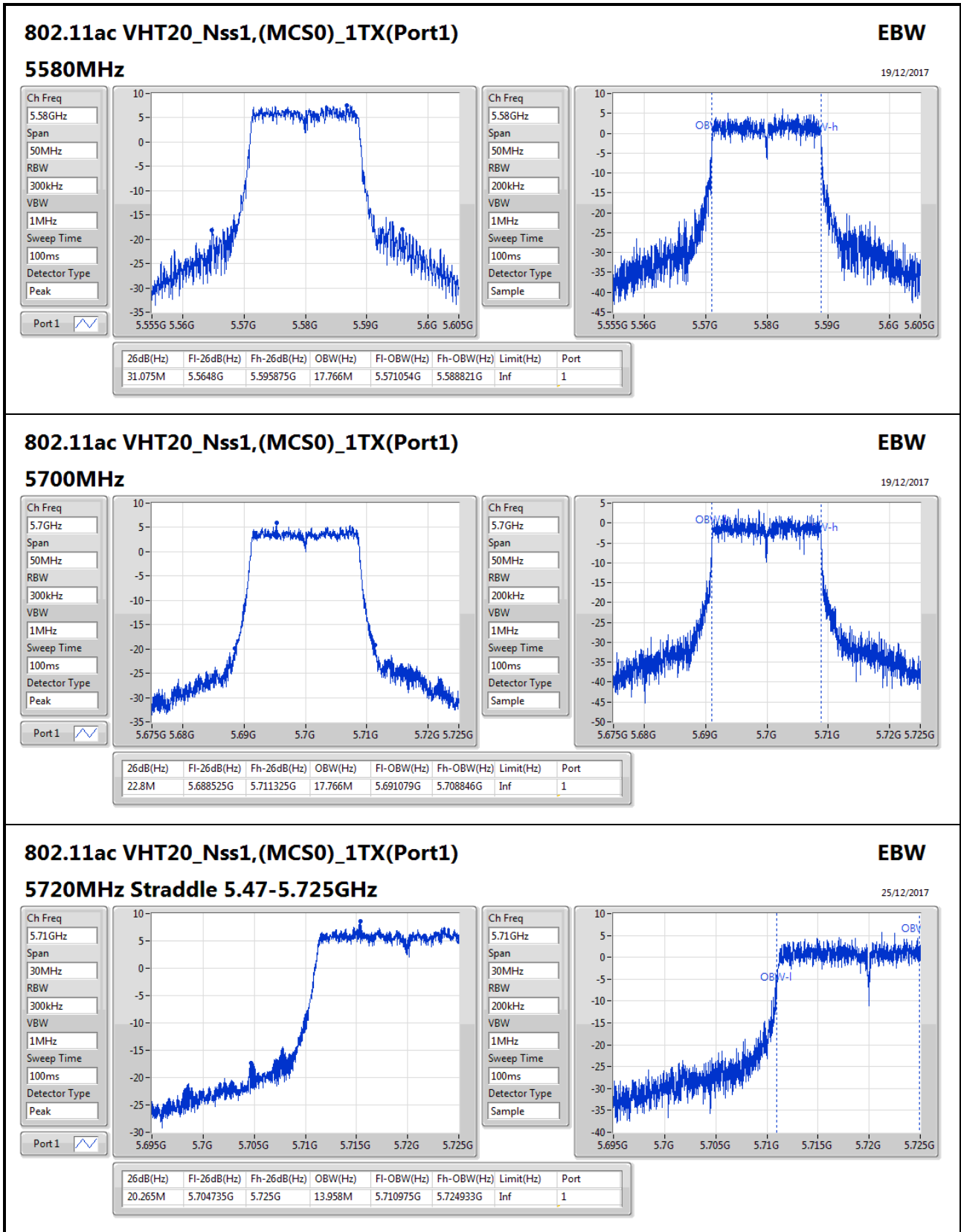


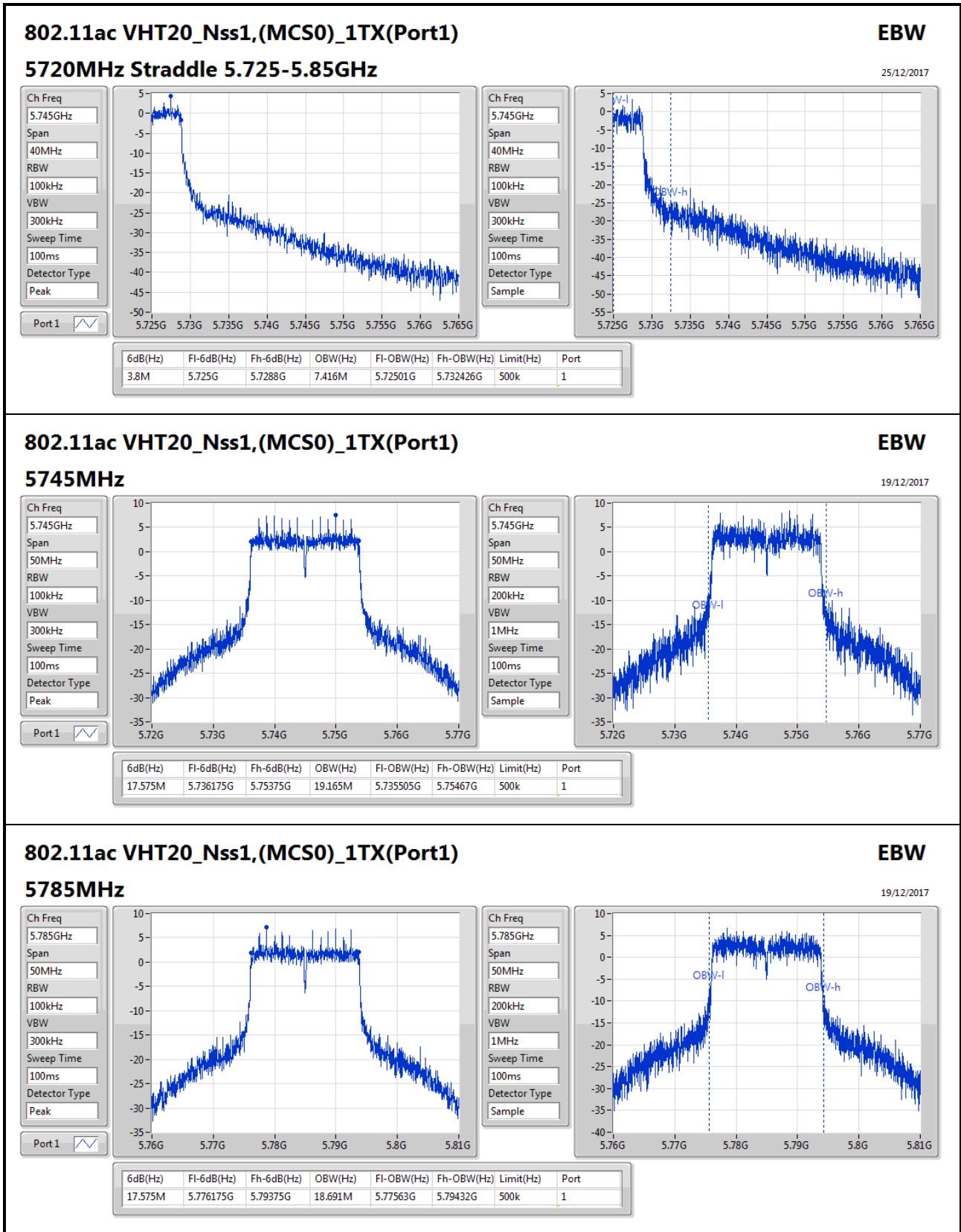


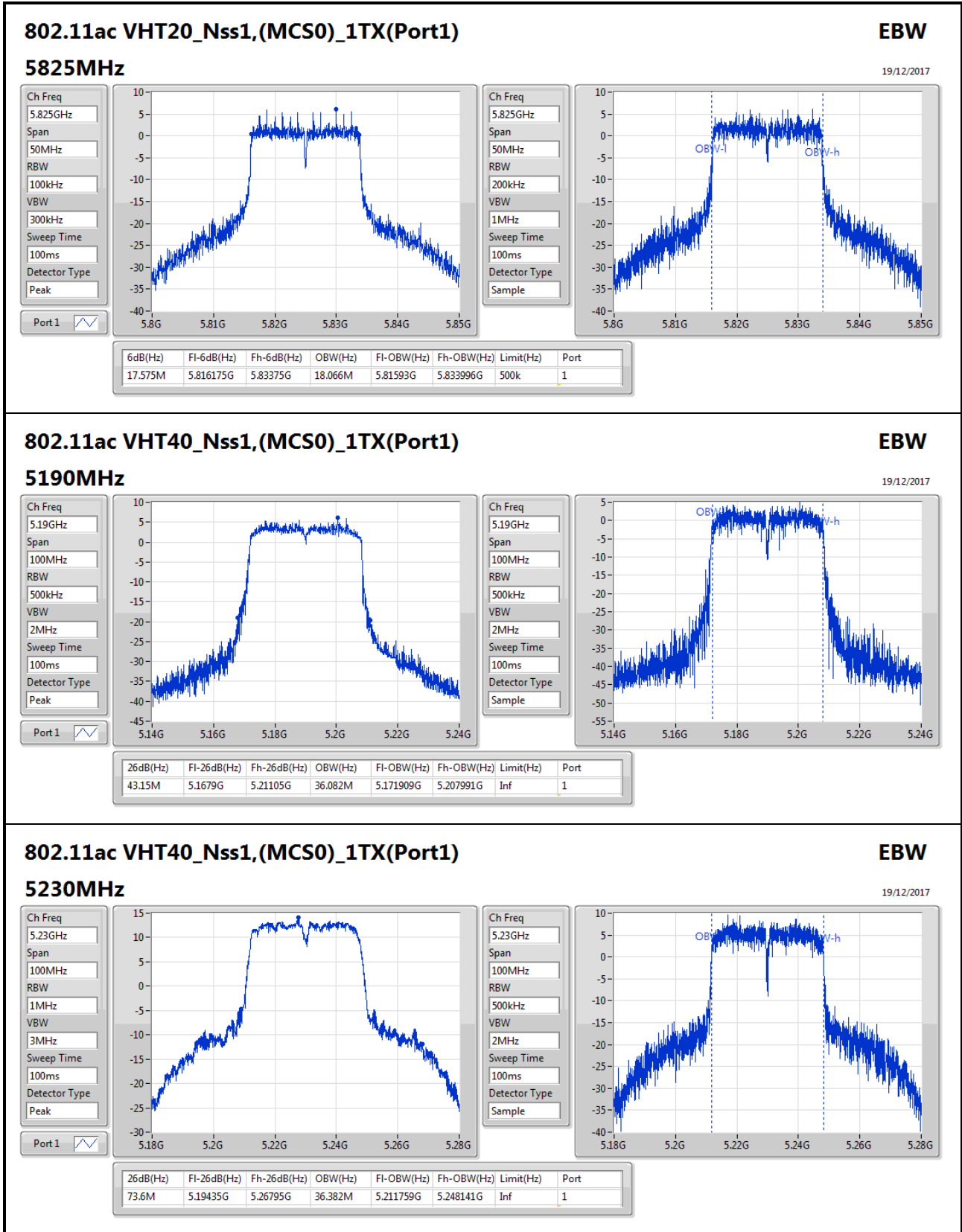


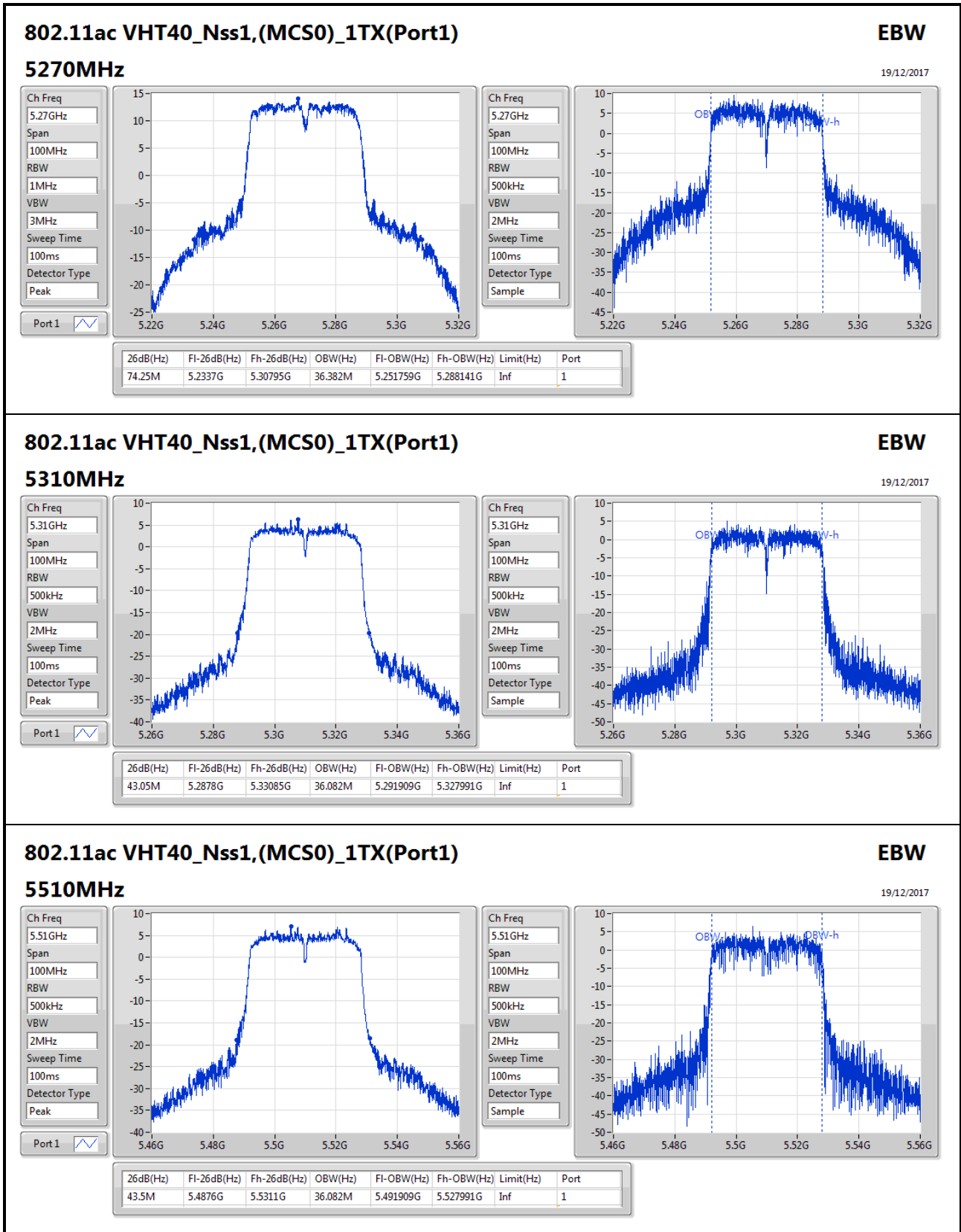










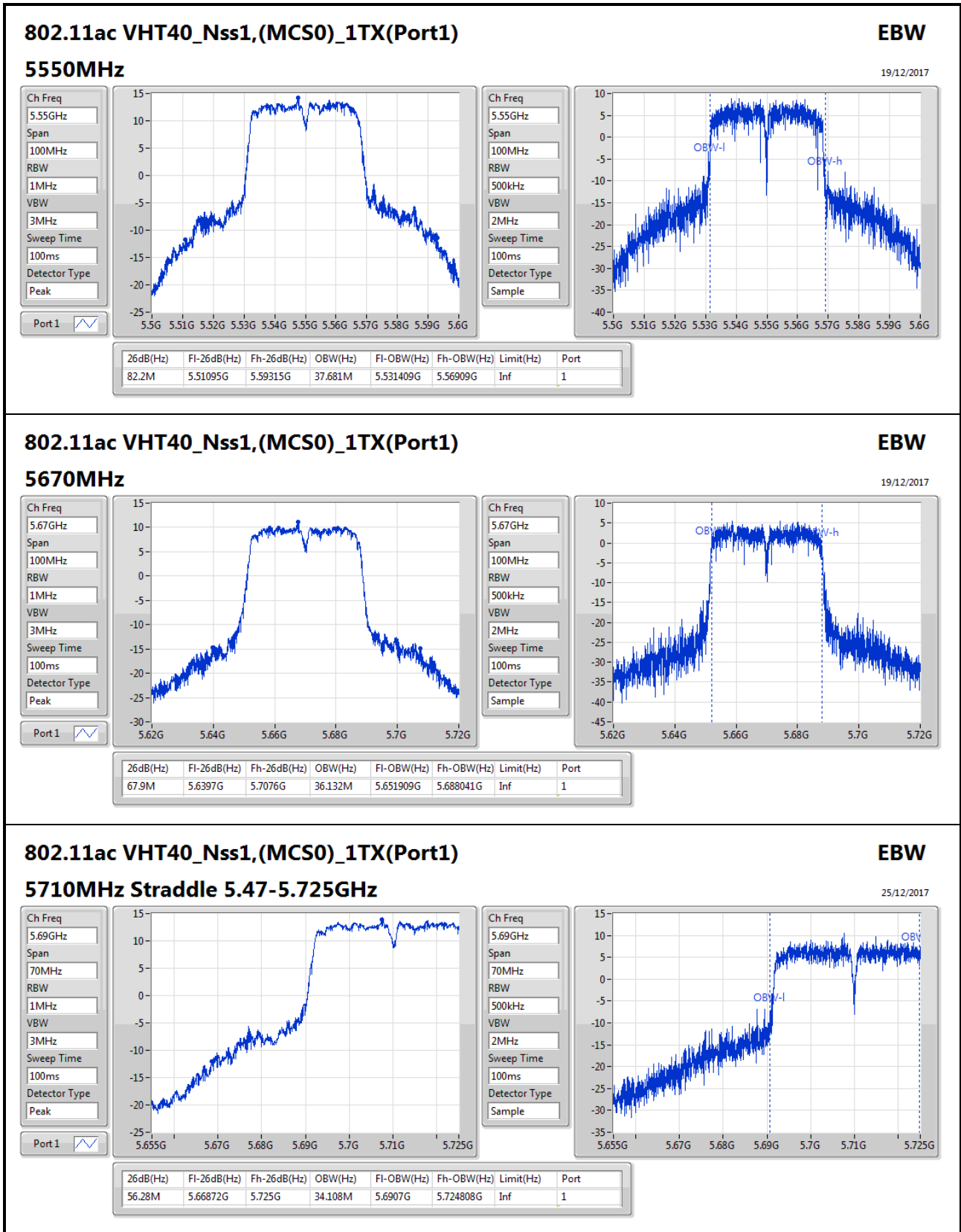

802.11ac VHT40_Nss1,(MCS0)_1TX(Port1)
EBW

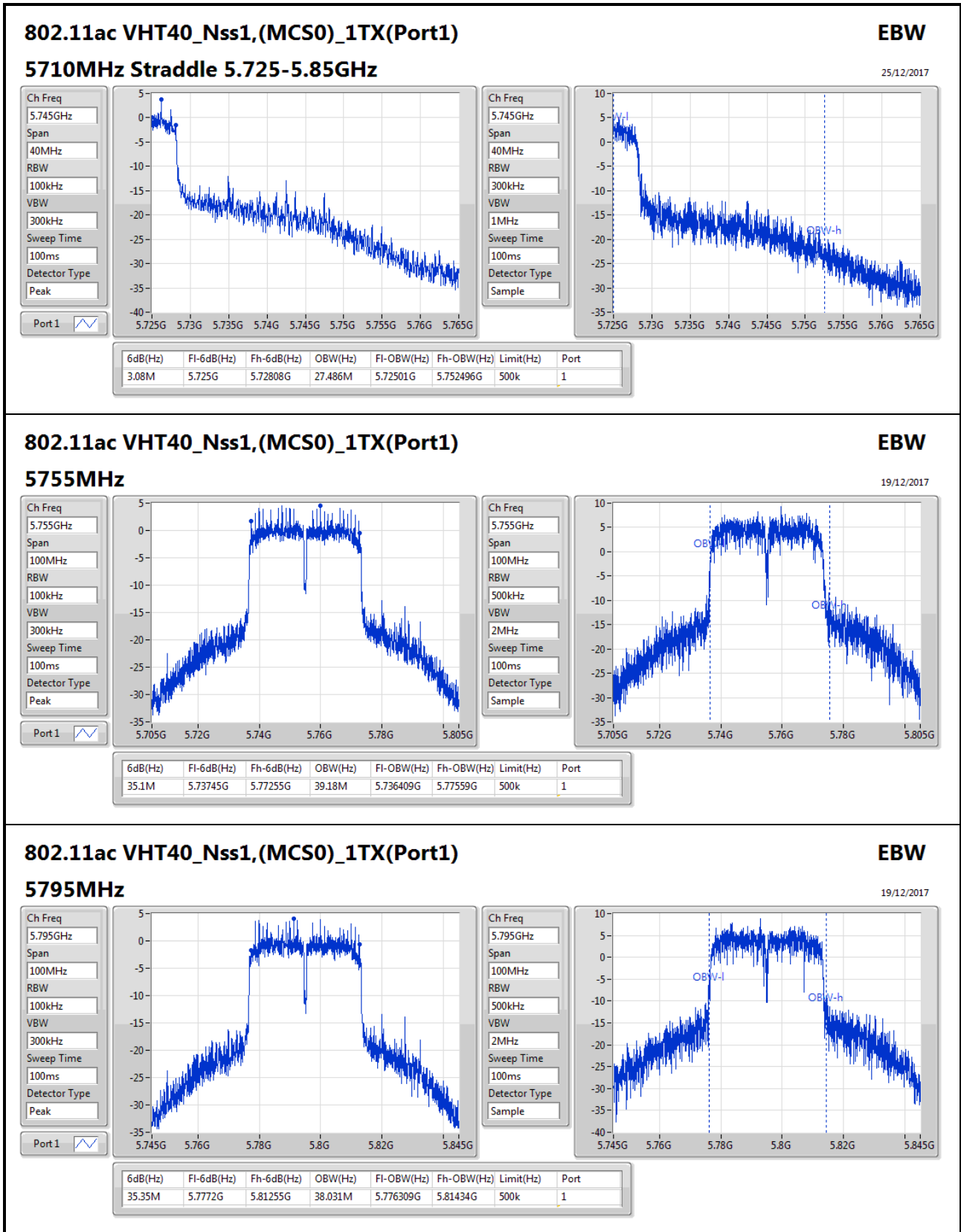
19/12/2017

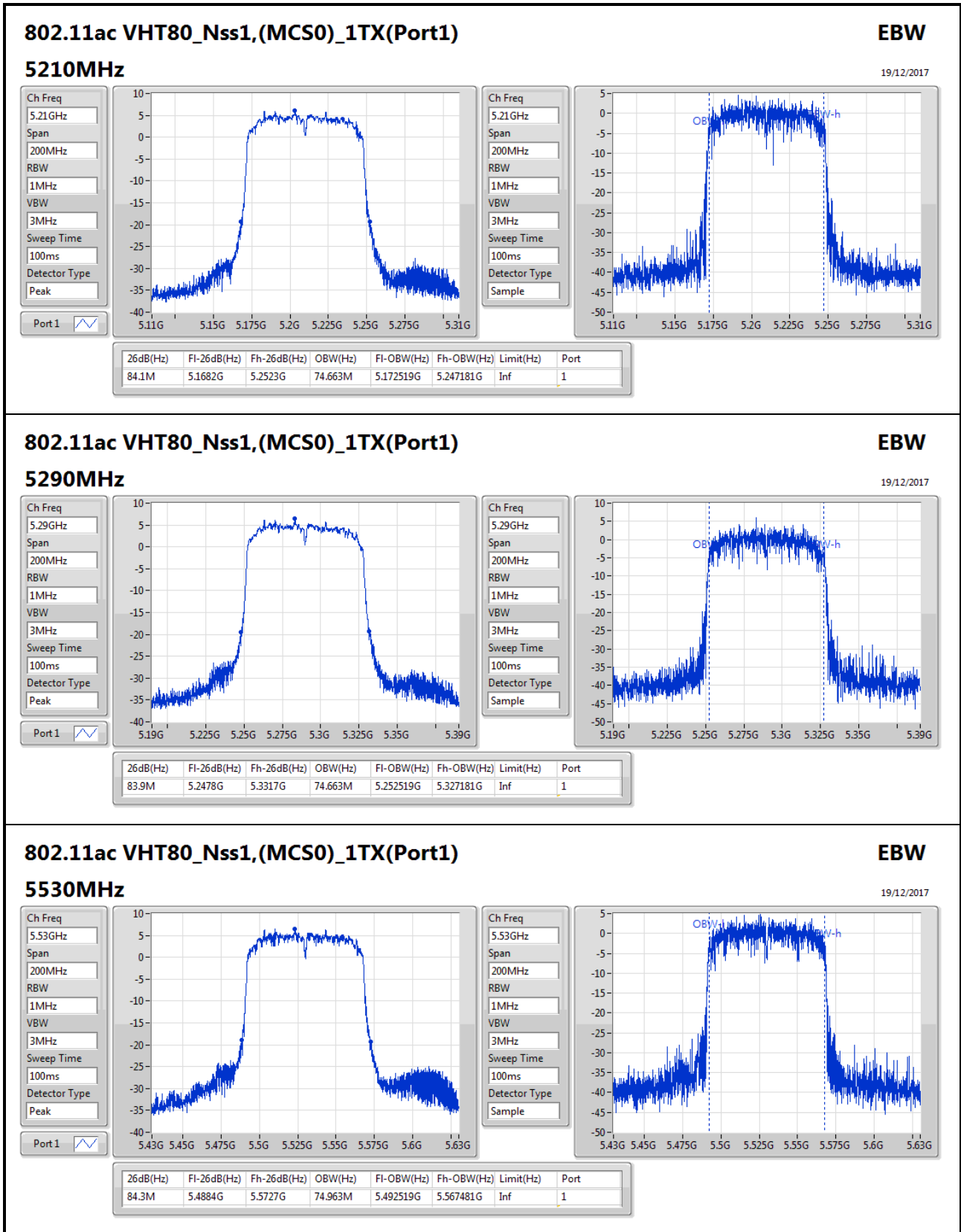
5510MHz

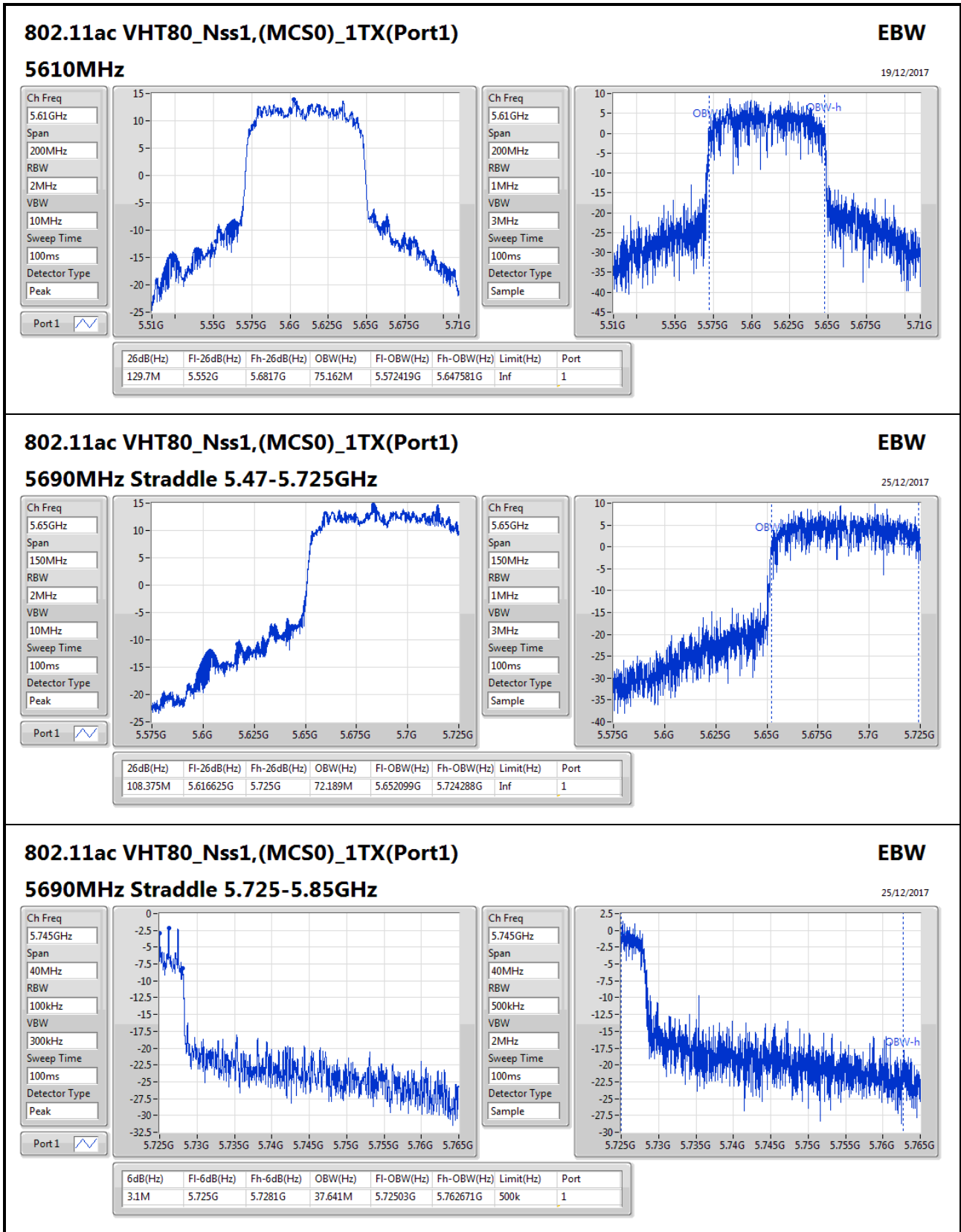
Ch Freq: 5.51GHz
Span: 100MHz
RBW: 500kHz
VBW: 2MHz
Sweep Time: 100ms
Detector Type: Peak

Ch Freq: 5.51GHz
Span: 100MHz
RBW: 500kHz
VBW: 2MHz
Sweep Time: 100ms
Detector Type: Sample











802.11ac VHT80_Nss1,(MCS0)_1TX(Port1)

EBW

5775MHz

19/12/2017

Ch Freq
5.775GHz

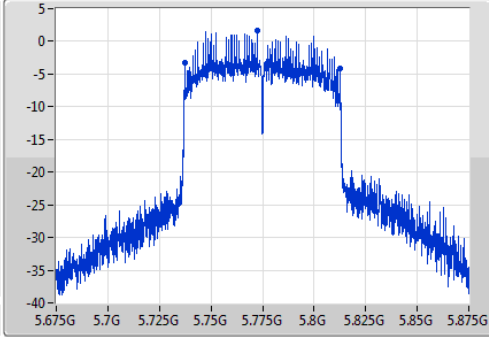
Span
200MHz

RBW
100kHz

VBW
300kHz

Sweep Time
100ms

Detector Type
Peak



Ch Freq
5.775GHz

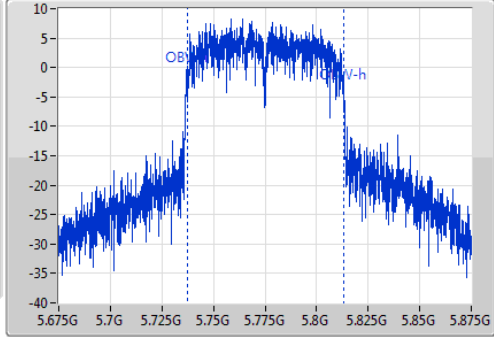
Span
200MHz

RBW
1MHz

VBW
3MHz

Sweep Time
100ms

Detector Type
Sample



Port1

6dB(Hz)	Fl-6dB(Hz)	Fh-6dB(Hz)	OBW(Hz)	Fl-OBW(Hz)	Fh-OBW(Hz)	Limit(Hz)	Port
75.1M	5.7374G	5.8125G	75.862M	5.737219G	5.813081G	500k	1



Summary

Mode	Total Power (dBm)	Total Power (W)	EIRP (dBm)	EIRP (W)
5.15-5.25GHz	-	-	-	-
802.11a_Nss1,(6Mbps)_1TX(Port1)	18.38	0.06887	26.16	0.41305
802.11ac VHT20_Nss1,(MCS0)_1TX(Port1)	18.95	0.07852	26.73	0.47098
802.11ac VHT40_Nss1,(MCS0)_1TX(Port1)	19.45	0.08810	27.23	0.52845
802.11ac VHT80_Nss1,(MCS0)_1TX(Port1)	13.96	0.02489	21.74	0.14928
5.25-5.35GHz	-	-	-	-
802.11a_Nss1,(6Mbps)_1TX(Port1)	19.19	0.08299	26.97	0.49774
802.11ac VHT20_Nss1,(MCS0)_1TX(Port1)	19.35	0.08610	27.13	0.51642
802.11ac VHT40_Nss1,(MCS0)_1TX(Port1)	19.45	0.08810	27.23	0.52845
802.11ac VHT80_Nss1,(MCS0)_1TX(Port1)	14.09	0.02564	21.87	0.15382
5.47-5.725GHz	-	-	-	-
802.11a_Nss1,(6Mbps)_1TX(Port1)	19.89	0.09750	27.67	0.58479
802.11ac VHT20_Nss1,(MCS0)_1TX(Port1)	19.46	0.08831	27.24	0.52966
802.11ac VHT40_Nss1,(MCS0)_1TX(Port1)	19.95	0.09886	27.73	0.59293
802.11ac VHT80_Nss1,(MCS0)_1TX(Port1)	18.06	0.06397	25.84	0.38371
5.725-5.85GHz	-	-	-	-
802.11a_Nss1,(6Mbps)_1TX(Port1)	18.83	0.07638	26.61	0.45814
802.11ac VHT20_Nss1,(MCS0)_1TX(Port1)	18.88	0.07727	26.66	0.46345
802.11ac VHT40_Nss1,(MCS0)_1TX(Port1)	18.87	0.07709	26.65	0.46238
802.11ac VHT80_Nss1,(MCS0)_1TX(Port1)	17.75	0.05957	25.53	0.35727



Result

Mode	Result	DG (dBi)	Port 1 (dBm)	Total Power (dBm)	Power Limit (dBm)	EIRP (dBm)	EIRP Limit (dBm)
802.11a_Nss1,(6Mbps)_1TX(Port1)	-	-	-	-	-	-	-
5180MHz	Pass	7.78	18.08	18.08	22.22	25.86	30.00
5200MHz	Pass	7.78	18.26	18.26	22.22	26.04	30.00
5240MHz	Pass	7.78	18.38	18.38	22.22	26.16	30.00
5260MHz	Pass	7.78	18.89	18.89	22.22	26.67	30.00
5300MHz	Pass	7.78	19.19	19.19	22.22	26.97	30.00
5320MHz	Pass	7.78	18.59	18.59	22.22	26.37	30.00
5500MHz	Pass	7.78	19.43	19.43	22.22	27.21	30.00
5580MHz	Pass	7.78	19.89	19.89	22.22	27.67	30.00
5700MHz	Pass	7.78	14.10	14.10	22.22	21.88	30.00
5720MHz Straddle 5.47-5.725GHz	Pass	7.78	18.31	18.31	22.22	26.09	30.00
5720MHz Straddle 5.725-5.85GHz	Pass	7.78	12.37	12.37	28.22	20.15	36.00
5745MHz	Pass	7.78	18.83	18.83	28.22	26.61	36.00
5785MHz	Pass	7.78	18.25	18.25	28.22	26.03	36.00
5825MHz	Pass	7.78	16.04	16.04	28.22	23.82	36.00
802.11ac VHT20_Nss1,(MCS0)_1TX(Port1)	-	-	-	-	-	-	-
5180MHz	Pass	7.78	18.27	18.27	22.22	26.05	30.00
5200MHz	Pass	7.78	17.51	17.51	22.22	25.29	30.00
5240MHz	Pass	7.78	18.95	18.95	22.22	26.73	30.00
5260MHz	Pass	7.78	19.35	19.35	22.22	27.13	30.00
5300MHz	Pass	7.78	19.08	19.08	22.22	26.86	30.00
5320MHz	Pass	7.78	18.17	18.17	22.22	25.95	30.00
5500MHz	Pass	7.78	19.46	19.46	22.22	27.24	30.00
5580MHz	Pass	7.78	17.21	17.21	22.22	24.99	30.00
5700MHz	Pass	7.78	14.58	14.58	22.22	22.36	30.00
5720MHz Straddle 5.47-5.725GHz	Pass	7.78	15.97	15.97	22.22	23.75	30.00
5720MHz Straddle 5.725-5.85GHz	Pass	7.78	10.45	10.45	28.22	18.23	36.00
5745MHz	Pass	7.78	18.88	18.88	28.22	26.66	36.00
5785MHz	Pass	7.78	18.25	18.25	28.22	26.03	36.00
5825MHz	Pass	7.78	17.39	17.39	28.22	25.17	36.00
802.11ac VHT40_Nss1,(MCS0)_1TX(Port1)	-	-	-	-	-	-	-
5190MHz	Pass	7.78	14.95	14.95	22.22	22.73	30.00
5230MHz	Pass	7.78	19.45	19.45	22.22	27.23	30.00
5270MHz	Pass	7.78	19.45	19.45	22.22	27.23	30.00
5310MHz	Pass	7.78	14.78	14.78	22.22	22.56	30.00
5510MHz	Pass	7.78	15.65	15.65	22.22	23.43	30.00
5550MHz	Pass	7.78	19.56	19.56	22.22	27.34	30.00
5670MHz	Pass	7.78	16.21	16.21	22.22	23.99	30.00
5710MHz Straddle 5.47-5.725GHz	Pass	7.78	19.95	19.95	22.22	27.73	30.00
5710MHz Straddle 5.725-5.85GHz	Pass	7.78	8.04	8.04	28.22	15.82	36.00
5755MHz	Pass	7.78	18.87	18.87	28.22	26.65	36.00
5795MHz	Pass	7.78	18.39	18.39	28.22	26.17	36.00
802.11ac VHT80_Nss1,(MCS0)_1TX(Port1)	-	-	-	-	-	-	-
5210MHz	Pass	7.78	13.96	13.96	22.22	21.74	30.00

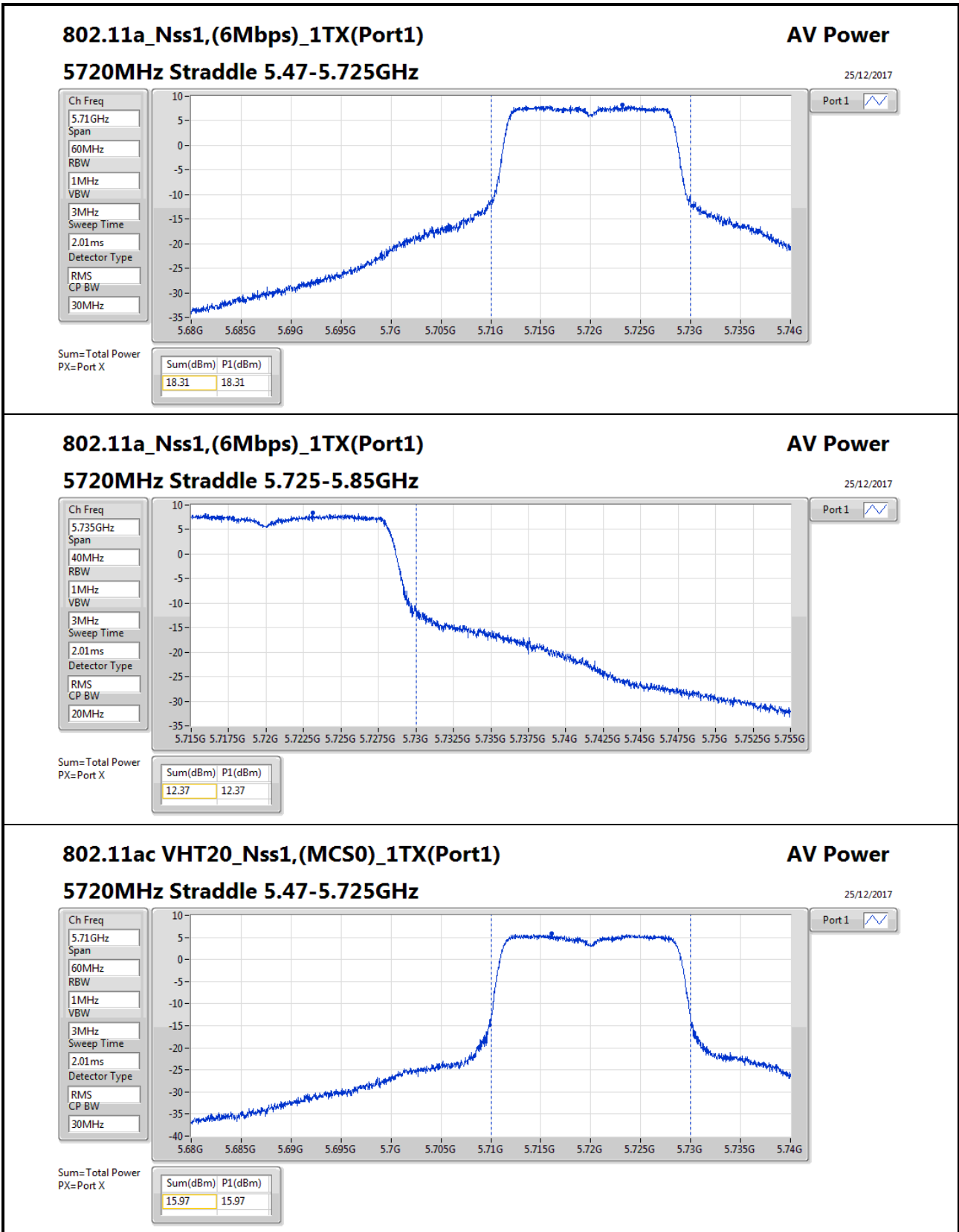


Power Result

Appendix C

Mode	Result	DG (dBi)	Port 1 (dBm)	Total Power (dBm)	Power Limit (dBm)	EIRP (dBm)	EIRP Limit (dBm)
5290MHz	Pass	7.78	14.09	14.09	22.22	21.87	30.00
5530MHz	Pass	7.78	14.44	14.44	22.22	22.22	30.00
5610MHz	Pass	7.78	18.06	18.06	22.22	25.84	30.00
5690MHz Straddle 5.47-5.725GHz	Pass	7.78	17.67	17.67	22.22	25.45	30.00
5690MHz Straddle 5.725-5.85GHz	Pass	7.78	0.79	0.79	28.22	8.57	36.00
5775MHz	Pass	7.78	17.75	17.75	28.22	25.53	36.00

DG = Directional Gain; Port X = Port X output power



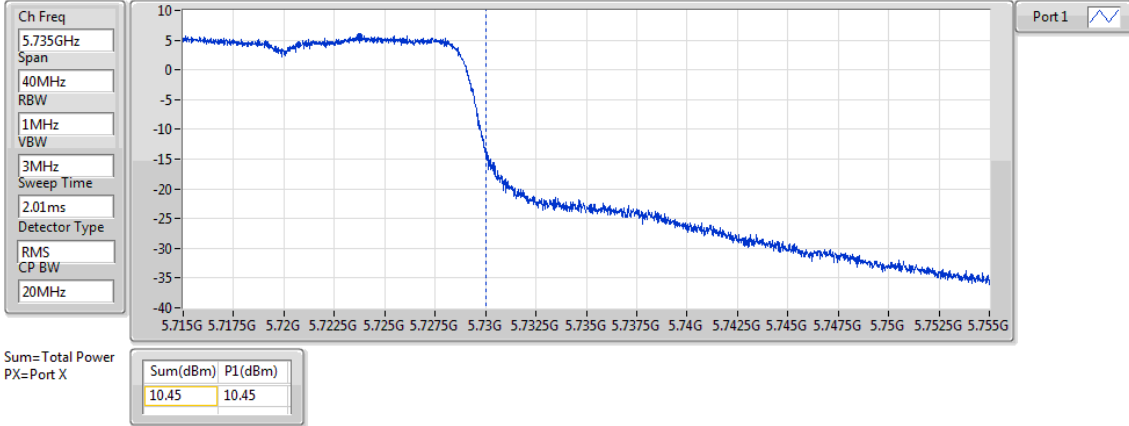


802.11ac VHT20_Nss1,(MCS0)_1TX(Port1)

AV Power

5720MHz Straddle 5.725-5.85GHz

25/12/2017

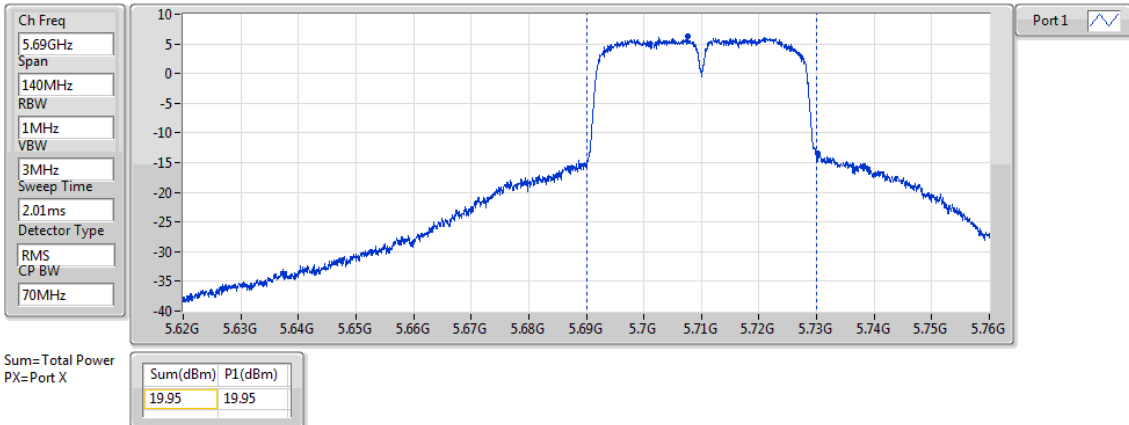


802.11ac VHT40_Nss1,(MCS0)_1TX(Port1)

AV Power

5710MHz Straddle 5.47-5.725GHz

25/12/2017

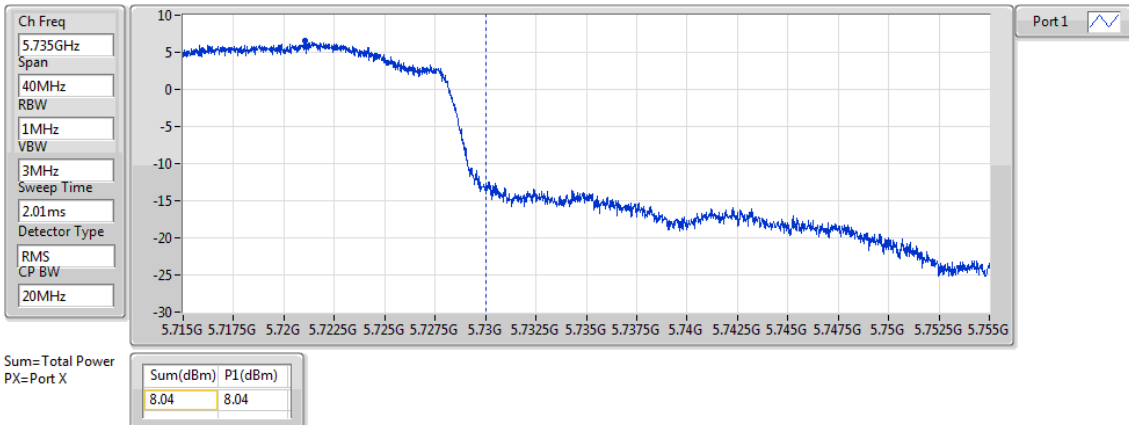


802.11ac VHT40_Nss1,(MCS0)_1TX(Port1)

AV Power

5710MHz Straddle 5.725-5.85GHz

25/12/2017



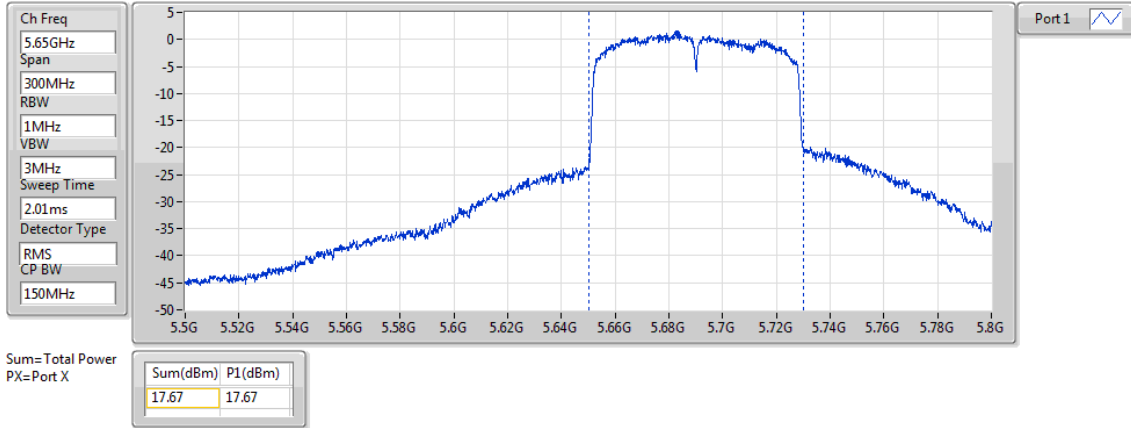


802.11ac VHT80_Nss1,(MCS0)_1TX(Port1)

AV Power

5690MHz Straddle 5.47-5.725GHz

25/12/2017

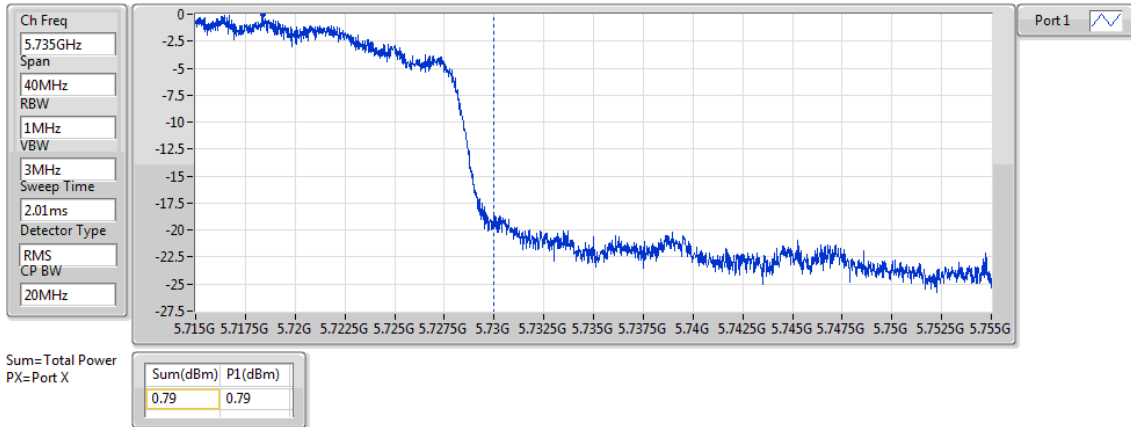


802.11ac VHT80_Nss1,(MCS0)_1TX(Port1)

AV Power

5690MHz Straddle 5.725-5.85GHz

25/12/2017





Summary

Mode	PD (dBm/RBW)	EIRP PD (dBm/RBW)
5.15-5.25GHz	-	-
802.11a_Nss1,(6Mbps)_1TX(Port1)	5.19	12.97
802.11ac VHT20_Nss1,(MCS0)_1TX(Port1)	5.74	13.52
802.11ac VHT40_Nss1,(MCS0)_1TX(Port1)	3.78	11.56
802.11ac VHT80_Nss1,(MCS0)_1TX(Port1)	-5.85	1.93
5.25-5.35GHz	-	-
802.11a_Nss1,(6Mbps)_1TX(Port1)	6.03	13.81
802.11ac VHT20_Nss1,(MCS0)_1TX(Port1)	6.14	13.92
802.11ac VHT40_Nss1,(MCS0)_1TX(Port1)	3.79	11.57
802.11ac VHT80_Nss1,(MCS0)_1TX(Port1)	-5.77	2.01
5.47-5.725GHz	-	-
802.11a_Nss1,(6Mbps)_1TX(Port1)	6.68	14.46
802.11ac VHT20_Nss1,(MCS0)_1TX(Port1)	6.24	14.02
802.11ac VHT40_Nss1,(MCS0)_1TX(Port1)	3.84	11.62
802.11ac VHT80_Nss1,(MCS0)_1TX(Port1)	-0.95	6.83
5.725-5.85GHz	-	-
802.11a_Nss1,(6Mbps)_1TX(Port1)	4.50	12.28
802.11ac VHT20_Nss1,(MCS0)_1TX(Port1)	4.07	11.85
802.11ac VHT40_Nss1,(MCS0)_1TX(Port1)	1.72	9.50
802.11ac VHT80_Nss1,(MCS0)_1TX(Port1)	-3.35	4.43

RBW = 500kHz for 5.725-5.85GHz band / 1MHz for other band;



Result

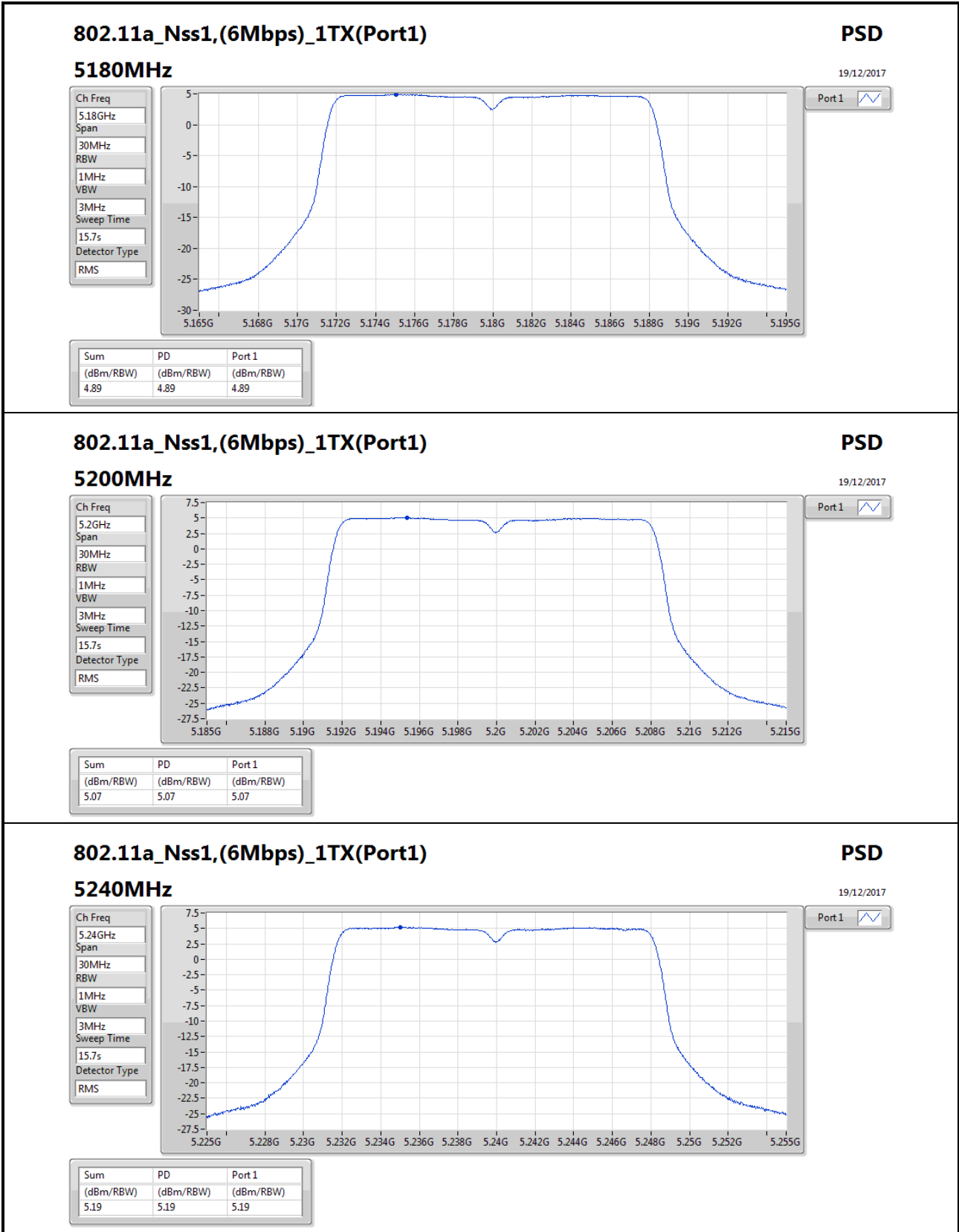
Mode	Result	DG (dBi)	Port 1 (dBm/RBW)	PD (dBm/RBW)	PD Limit (dBm/RBW)	EIRP PD (dBm/RBW)	EIRP PD Limit (dBm/RBW)
802.11a_Nss1,(6Mbps)_1TX(Port1)	-	-	-	-	-	-	-
5180MHz	Pass	7.78	4.89	4.89	9.22	12.67	17.00
5200MHz	Pass	7.78	5.07	5.07	9.22	12.85	17.00
5240MHz	Pass	7.78	5.19	5.19	9.22	12.97	17.00
5260MHz	Pass	7.78	5.69	5.69	9.22	13.47	17.00
5300MHz	Pass	7.78	6.03	6.03	9.22	13.81	17.00
5320MHz	Pass	7.78	5.46	5.46	9.22	13.24	17.00
5500MHz	Pass	7.78	6.31	6.31	9.22	14.09	17.00
5580MHz	Pass	7.78	6.68	6.68	9.22	14.46	17.00
5700MHz	Pass	7.78	0.86	0.86	9.22	8.64	17.00
5720MHz Straddle 5.47-5.725GHz	Pass	7.78	6.18	6.18	9.22	13.96	17.00
5720MHz Straddle 5.725-5.85GHz	Pass	7.78	4.50	4.50	28.22	12.28	36.00
5745MHz	Pass	7.78	4.09	4.09	28.22	11.87	36.00
5785MHz	Pass	7.78	3.60	3.60	28.22	11.38	36.00
5825MHz	Pass	7.78	1.28	1.28	28.22	9.06	36.00
802.11ac VHT20_Nss1,(MCS0)_1TX(Port1)	-	-	-	-	-	-	-
5180MHz	Pass	7.78	5.06	5.06	9.22	12.84	17.00
5200MHz	Pass	7.78	4.28	4.28	9.22	12.06	17.00
5240MHz	Pass	7.78	5.74	5.74	9.22	13.52	17.00
5260MHz	Pass	7.78	6.14	6.14	9.22	13.92	17.00
5300MHz	Pass	7.78	5.91	5.91	9.22	13.69	17.00
5320MHz	Pass	7.78	5.02	5.02	9.22	12.80	17.00
5500MHz	Pass	7.78	6.24	6.24	9.22	14.02	17.00
5580MHz	Pass	7.78	3.97	3.97	9.22	11.75	17.00
5700MHz	Pass	7.78	1.25	1.25	9.22	9.03	17.00
5720MHz Straddle 5.47-5.725GHz	Pass	7.78	3.66	3.66	9.22	11.44	17.00
5720MHz Straddle 5.725-5.85GHz	Pass	7.78	2.03	2.03	28.22	9.81	36.00
5745MHz	Pass	7.78	4.07	4.07	28.22	11.85	36.00
5785MHz	Pass	7.78	3.50	3.50	28.22	11.28	36.00
5825MHz	Pass	7.78	2.52	2.52	28.22	10.30	36.00
802.11ac VHT40_Nss1,(MCS0)_1TX(Port1)	-	-	-	-	-	-	-
5190MHz	Pass	7.78	-0.67	-0.67	9.22	7.11	17.00
5230MHz	Pass	7.78	3.78	3.78	9.22	11.56	17.00
5270MHz	Pass	7.78	3.79	3.79	9.22	11.57	17.00
5310MHz	Pass	7.78	-0.84	-0.84	9.22	6.94	17.00
5510MHz	Pass	7.78	-0.03	-0.03	9.22	7.75	17.00
5550MHz	Pass	7.78	3.75	3.75	9.22	11.53	17.00
5670MHz	Pass	7.78	0.64	0.64	9.22	8.42	17.00
5710MHz Straddle 5.47-5.725GHz	Pass	7.78	3.84	3.84	9.22	11.62	17.00
5710MHz Straddle 5.725-5.85GHz	Pass	7.78	1.12	1.12	28.22	8.90	36.00
5755MHz	Pass	7.78	1.72	1.72	28.22	9.50	36.00
5795MHz	Pass	7.78	1.26	1.26	28.22	9.04	36.00
802.11ac VHT80_Nss1,(MCS0)_1TX(Port1)	-	-	-	-	-	-	-
5210MHz	Pass	7.78	-5.85	-5.85	9.22	1.93	17.00

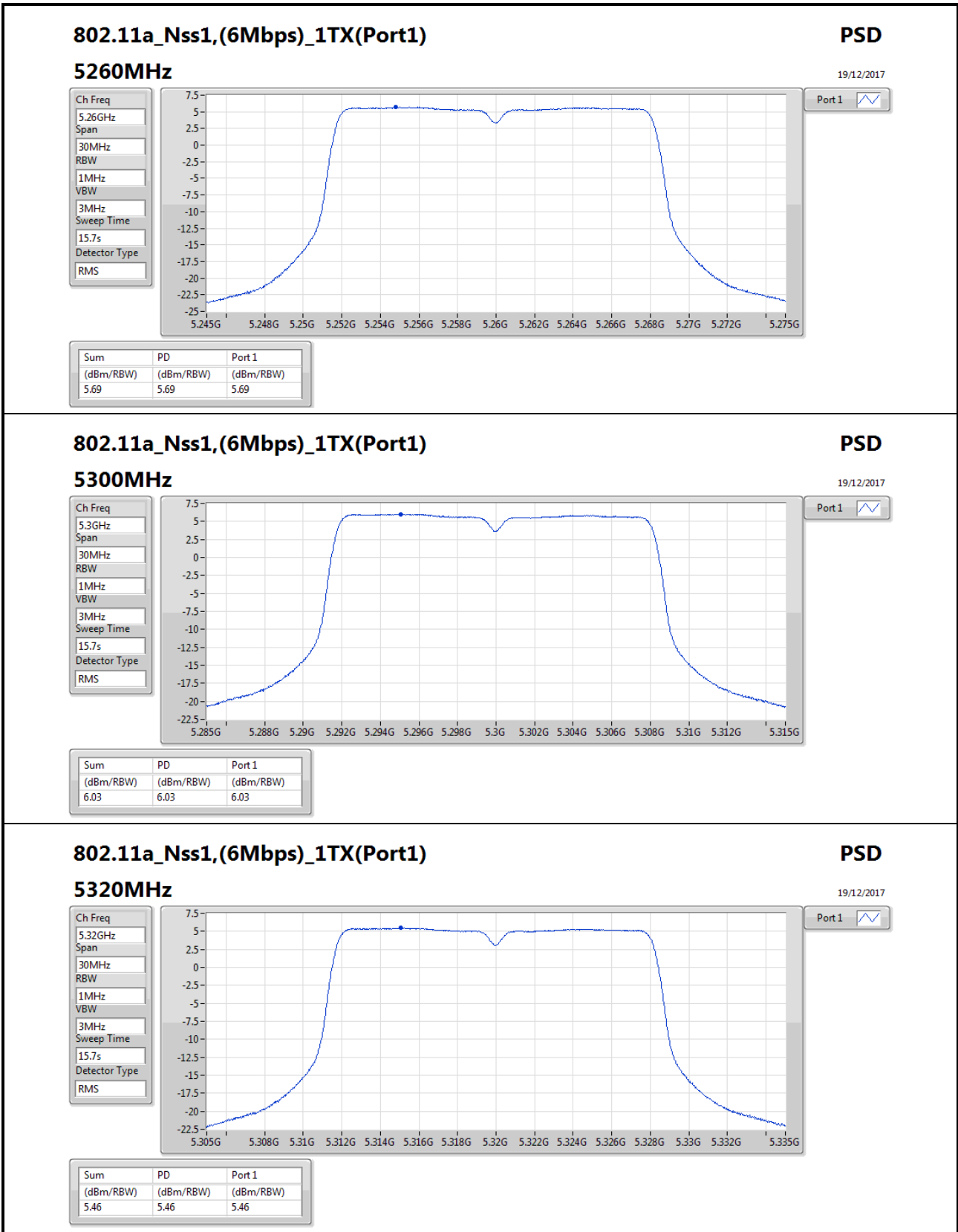


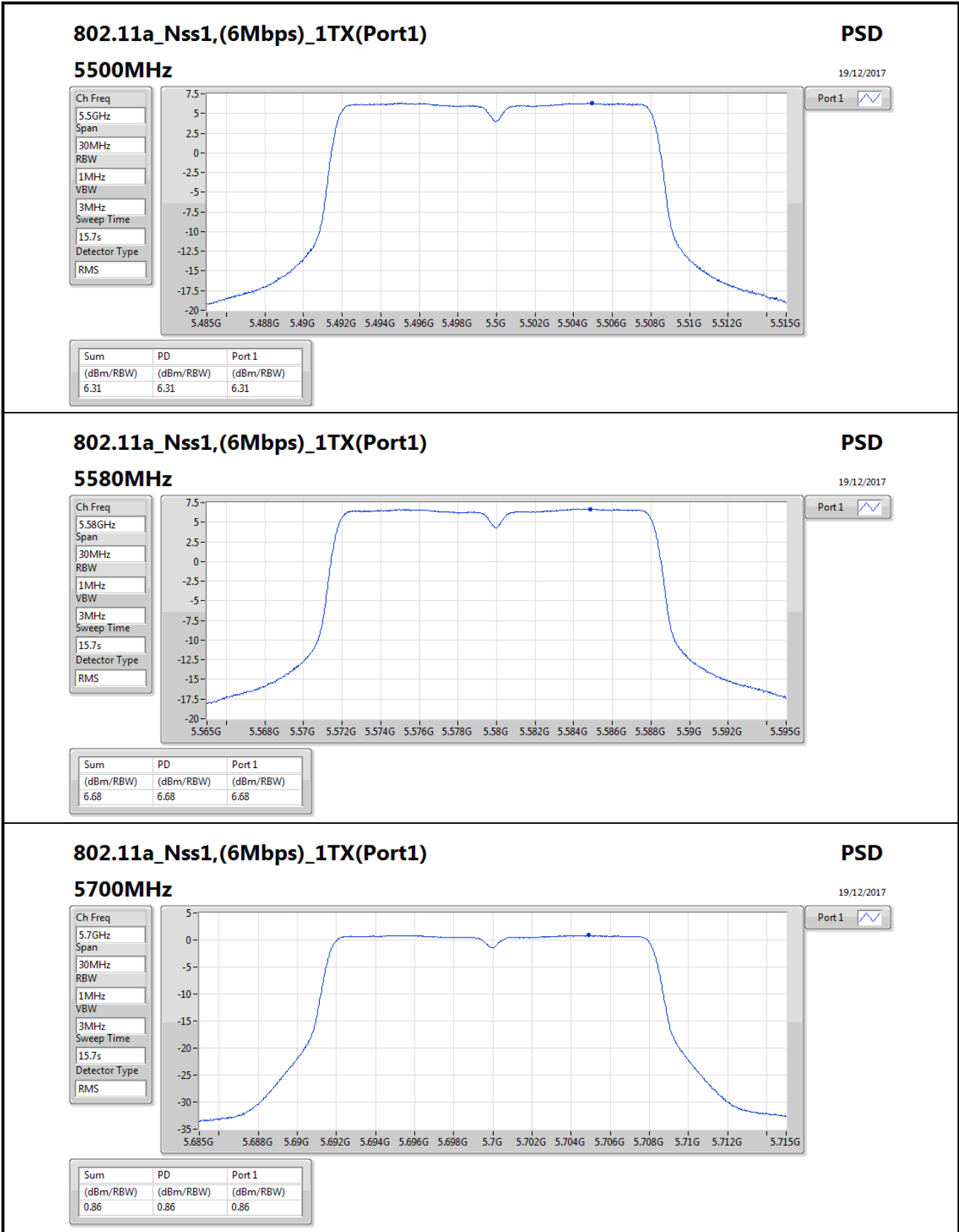
Mode	Result	DG (dBi)	Port 1 (dBm/RBW)	PD (dBm/RBW)	PD Limit (dBm/RBW)	EIRP PD (dBm/RBW)	EIRP PD Limit (dBm/RBW)
5290MHz	Pass	7.78	-5.77	-5.77	9.22	2.01	17.00
5530MHz	Pass	7.78	-5.37	-5.37	9.22	2.41	17.00
5610MHz	Pass	7.78	-1.64	-1.64	9.22	6.14	17.00
5690MHz Straddle 5.47-5.725GHz	Pass	7.78	-0.95	-0.95	9.22	6.83	17.00
5690MHz Straddle 5.725-5.85GHz	Pass	7.78	-6.09	-6.09	28.22	1.69	36.00
5775MHz	Pass	7.78	-3.35	-3.35	28.22	4.43	36.00

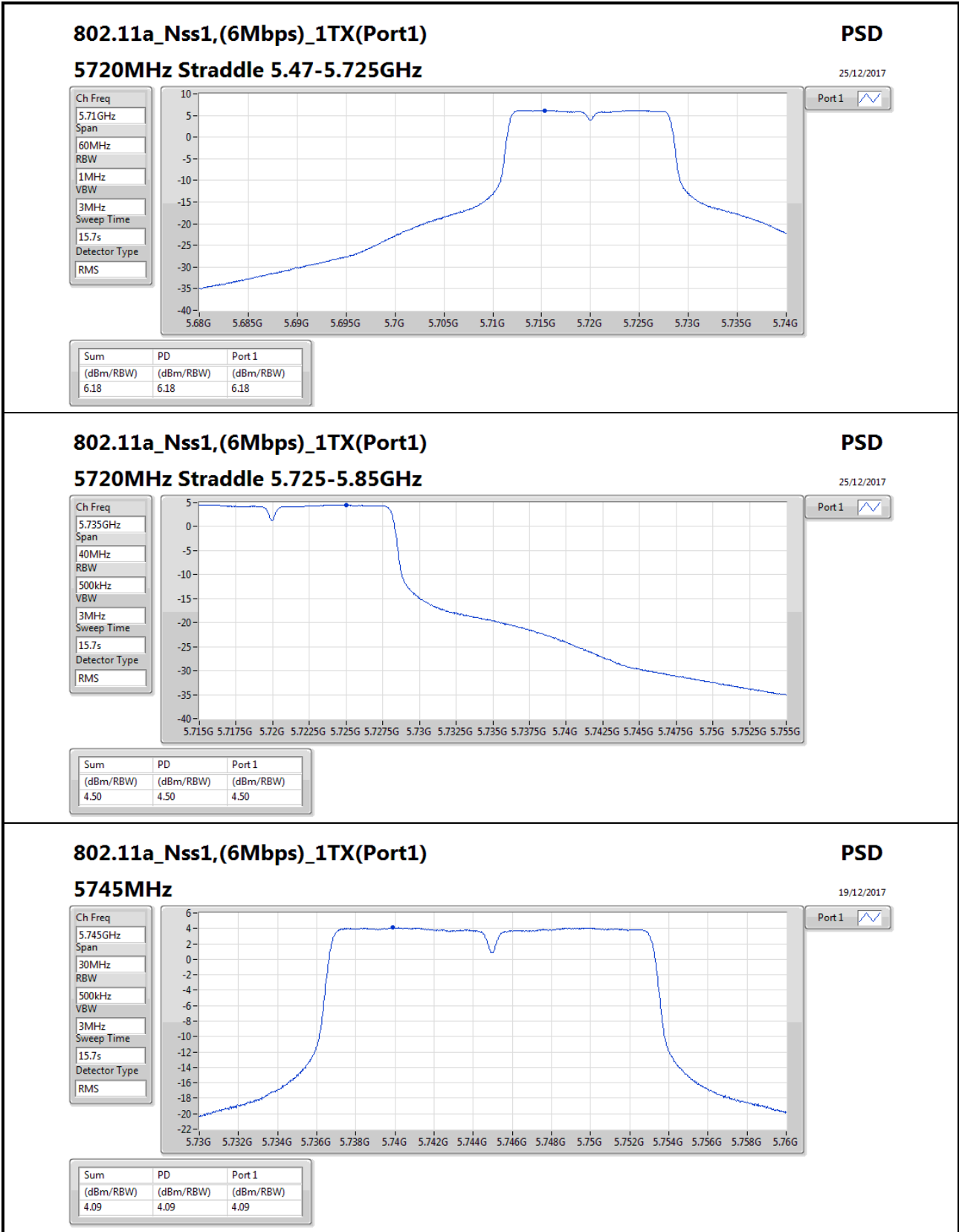
DG = Directional Gain; **RBW** = 500kHz for 5.725-5.85GHz band / 1MHz for other band;

PD = trace bin-by-bin of each transmits port summing can be performed maximum power density; **Port X** = Port Xpower density;









802.11a_Nss1,(6Mbps)_1TX(Port1)

5745MHz

PSD

19/12/2017

Ch Freq

5.745GHz

Span

30MHz

RBW

500kHz

VBW

3MHz

Sweep Time

15.7s

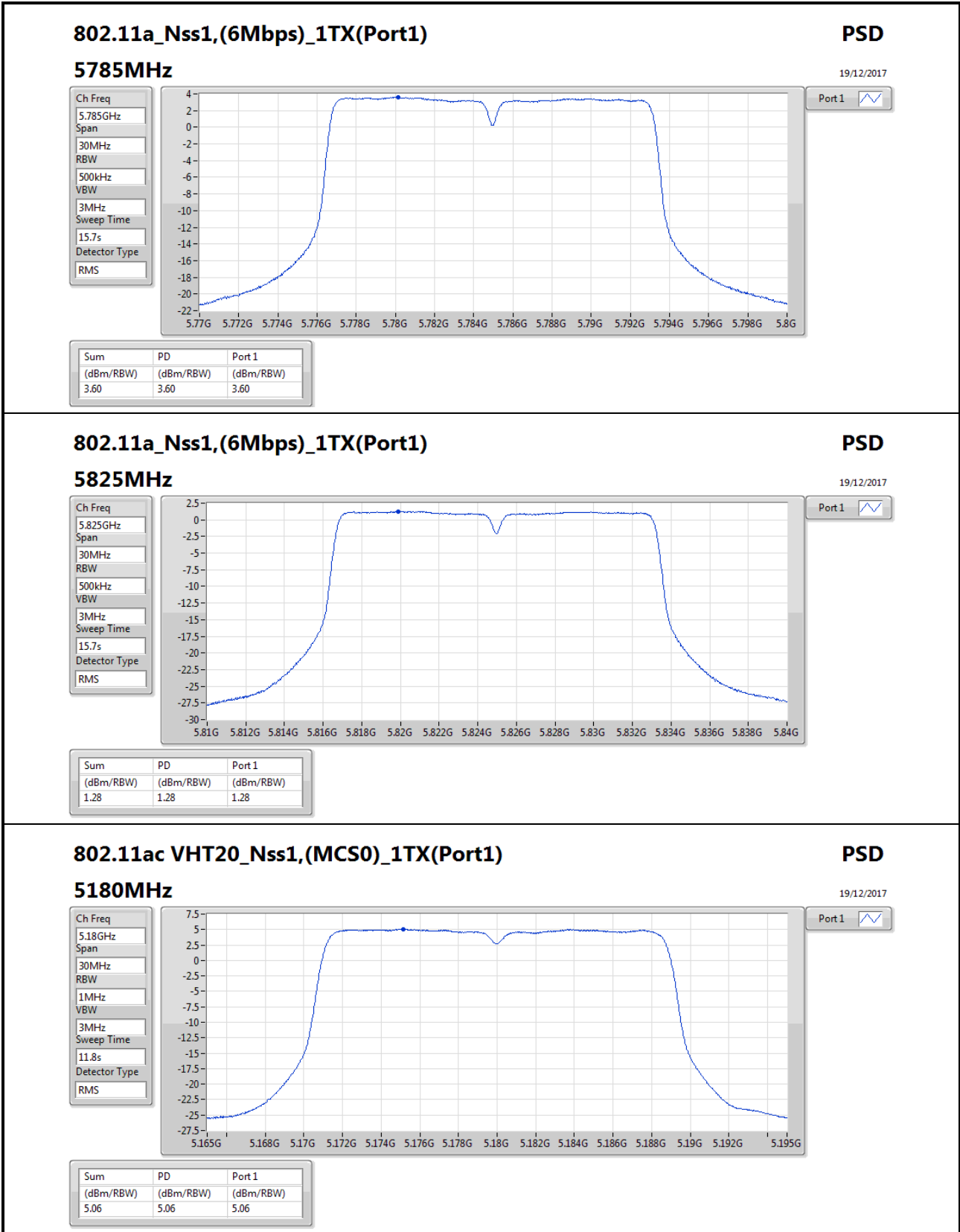
Detector Type

RMS



Port 1

Sum	PD	Port 1
(dBm/RBW)	(dBm/RBW)	(dBm/RBW)
4.09	4.09	4.09



802.11ac VHT20_Nss1,(MCS0)_1TX(Port1)

5180MHz

PSD

19/12/2017

Ch Freq
5.18GHz

Span
30MHz

RBW
1MHz

VBW
3MHz

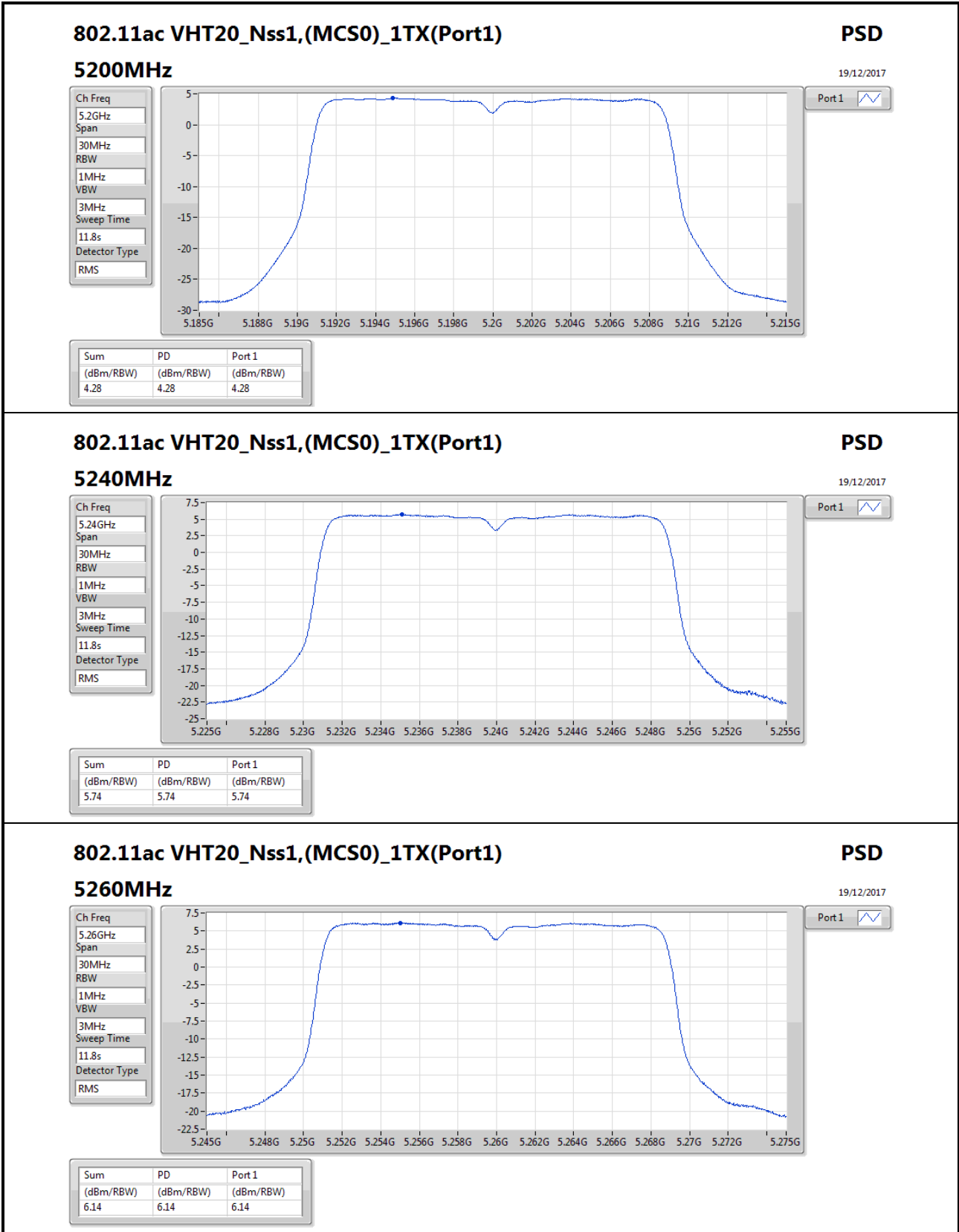
Sweep Time
11.8s

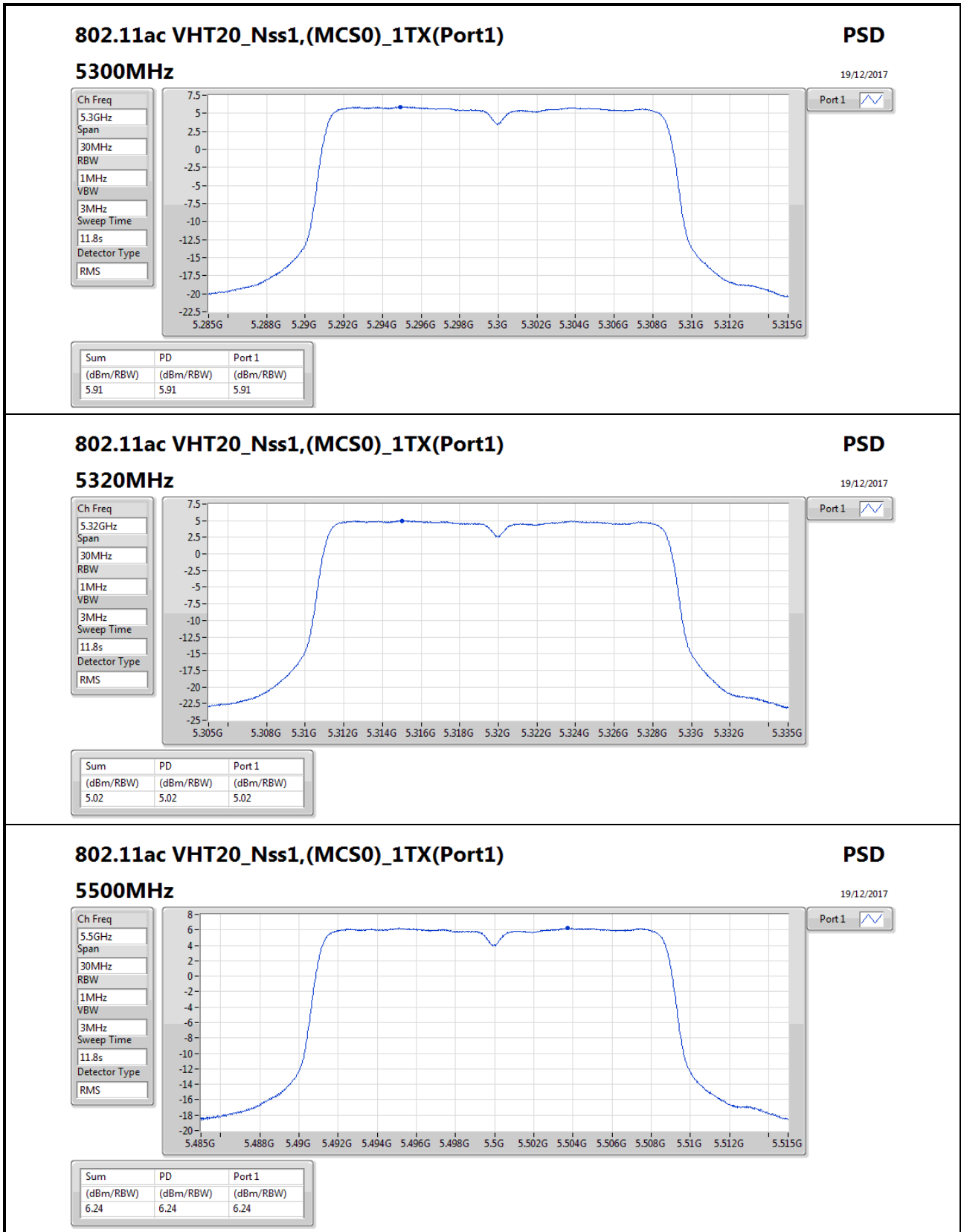
Detector Type
RMS



Port 1

Sum	PD	Port 1
(dBm/RBW)	(dBm/RBW)	(dBm/RBW)
5.06	5.06	5.06





802.11ac VHT20_Nss1,(MCS0)_1TX(Port1)

5500MHz

PSD

19/12/2017

Ch Freq
5.5GHz

Span
30MHz

RBW
1MHz

VBW
3MHz

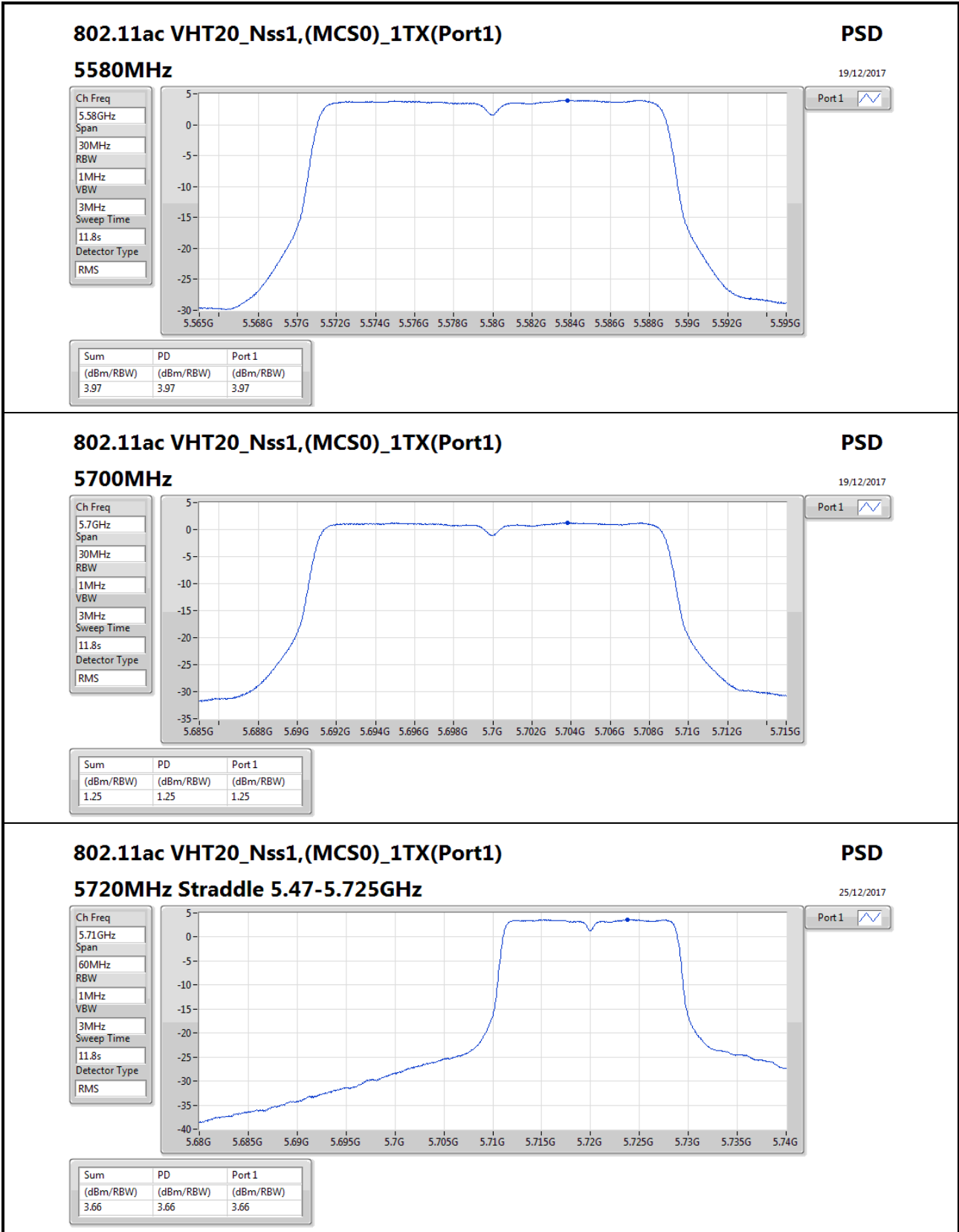
Sweep Time
11.8s

Detector Type
RMS



Port 1

Sum	PD	Port 1
(dBm/RBW)	(dBm/RBW)	(dBm/RBW)
6.24	6.24	6.24



802.11ac VHT20_Nss1,(MCS0)_1TX(Port1)

5720MHz Straddle 5.47-5.725GHz

PSD

25/12/2017

Ch Freq

5.71GHz

Span

60MHz

RBW

1MHz

VBW

3MHz

Sweep Time

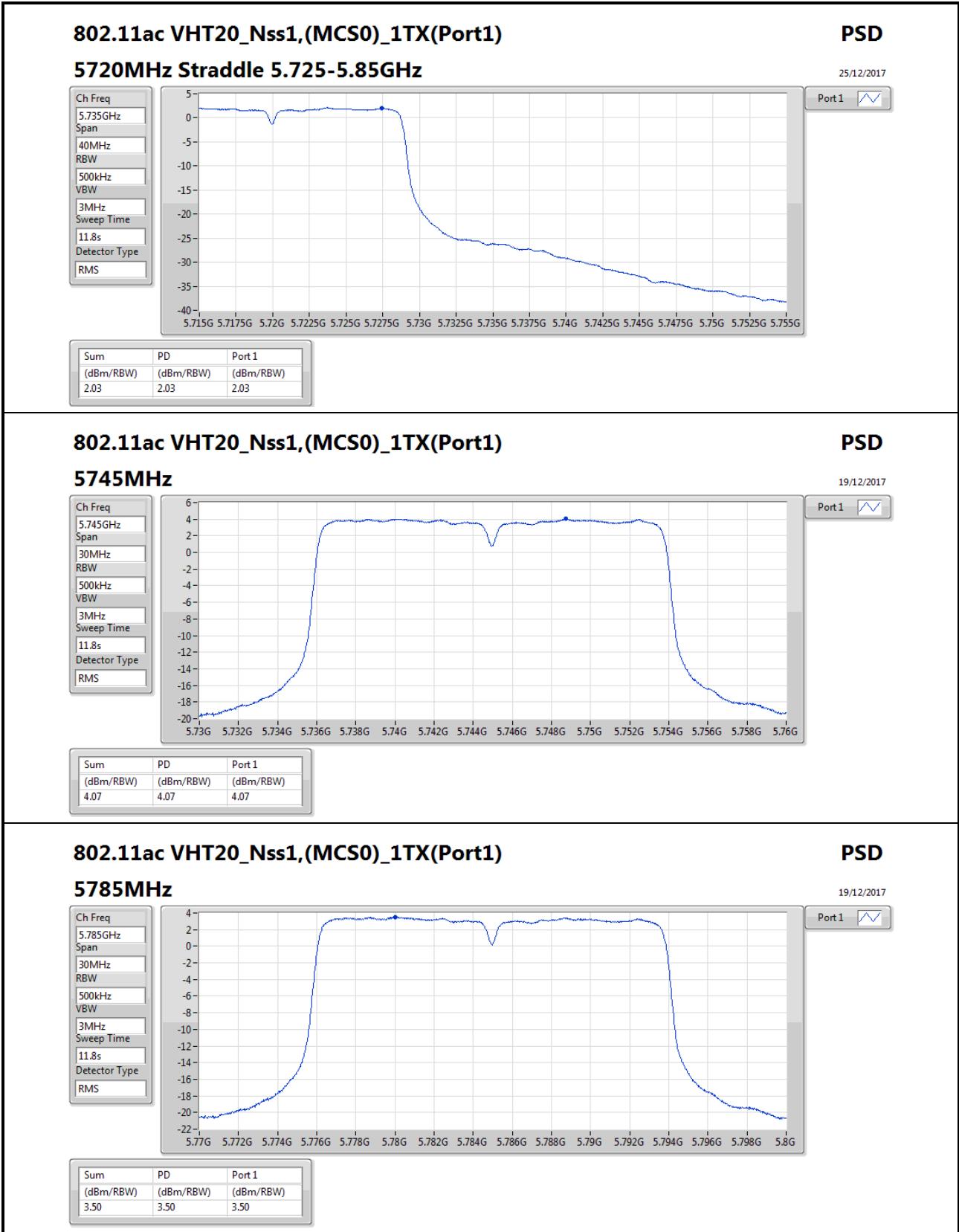
11.8s

Detector Type

RMS

Port 1

Sum	PD	Port 1
(dBm/RBW)	(dBm/RBW)	(dBm/RBW)
3.66	3.66	3.66



802.11ac VHT20_Nss1,(MCS0)_1TX(Port1)

5785MHz

PSD

19/12/2017

Ch Freq
5.785GHz

Span
30MHz

RBW
500kHz

VBW
3MHz

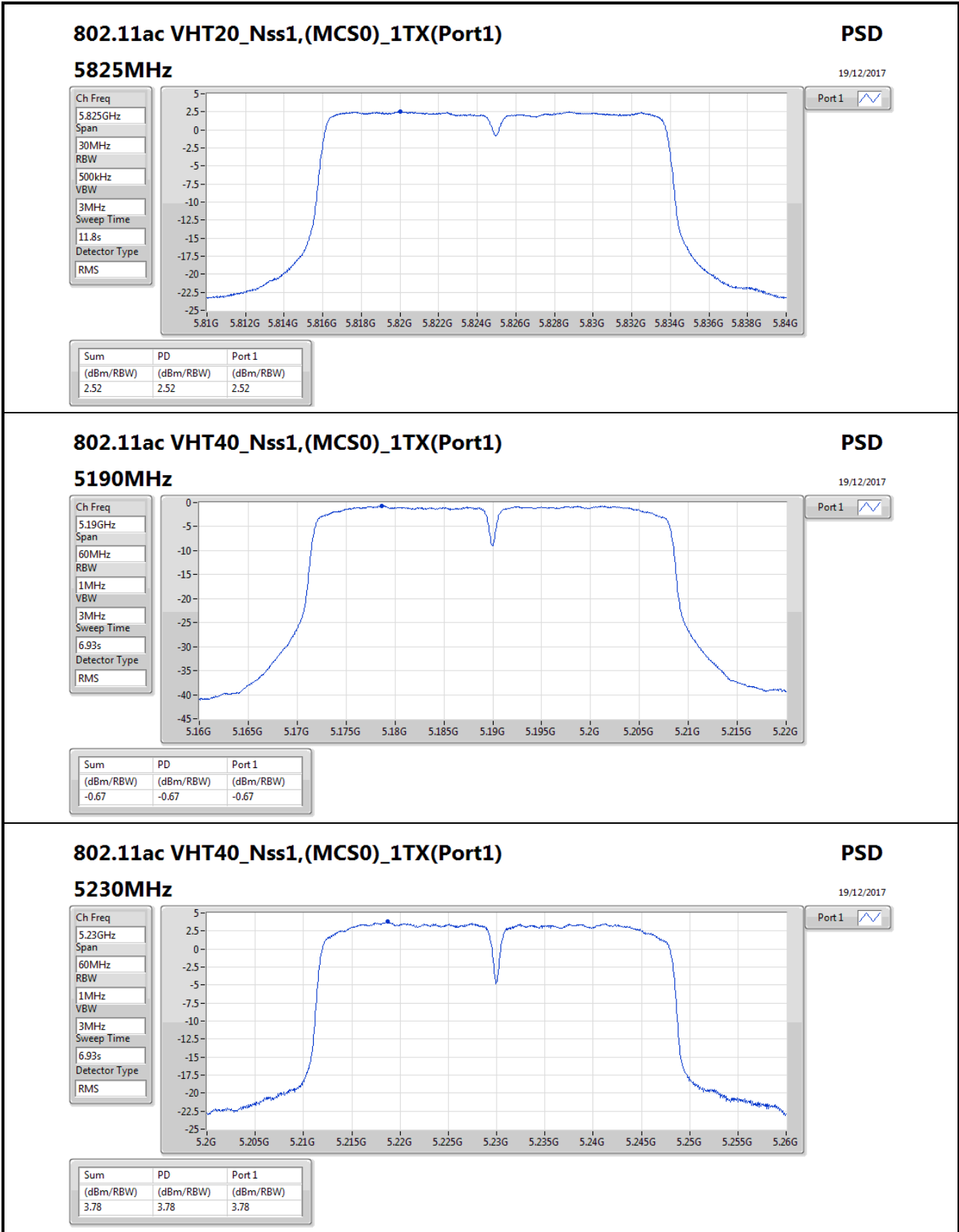
Sweep Time
11.8s

Detector Type
RMS



Port 1

Sum	PD	Port 1
(dBm/RBW)	(dBm/RBW)	(dBm/RBW)
3.50	3.50	3.50



802.11ac VHT40_Nss1,(MCS0)_1TX(Port1)

5230MHz

PSD

19/12/2017

Ch Freq

5.23GHz

Span

60MHz

RBW

1MHz

VBW

3MHz

Sweep Time

6.93s

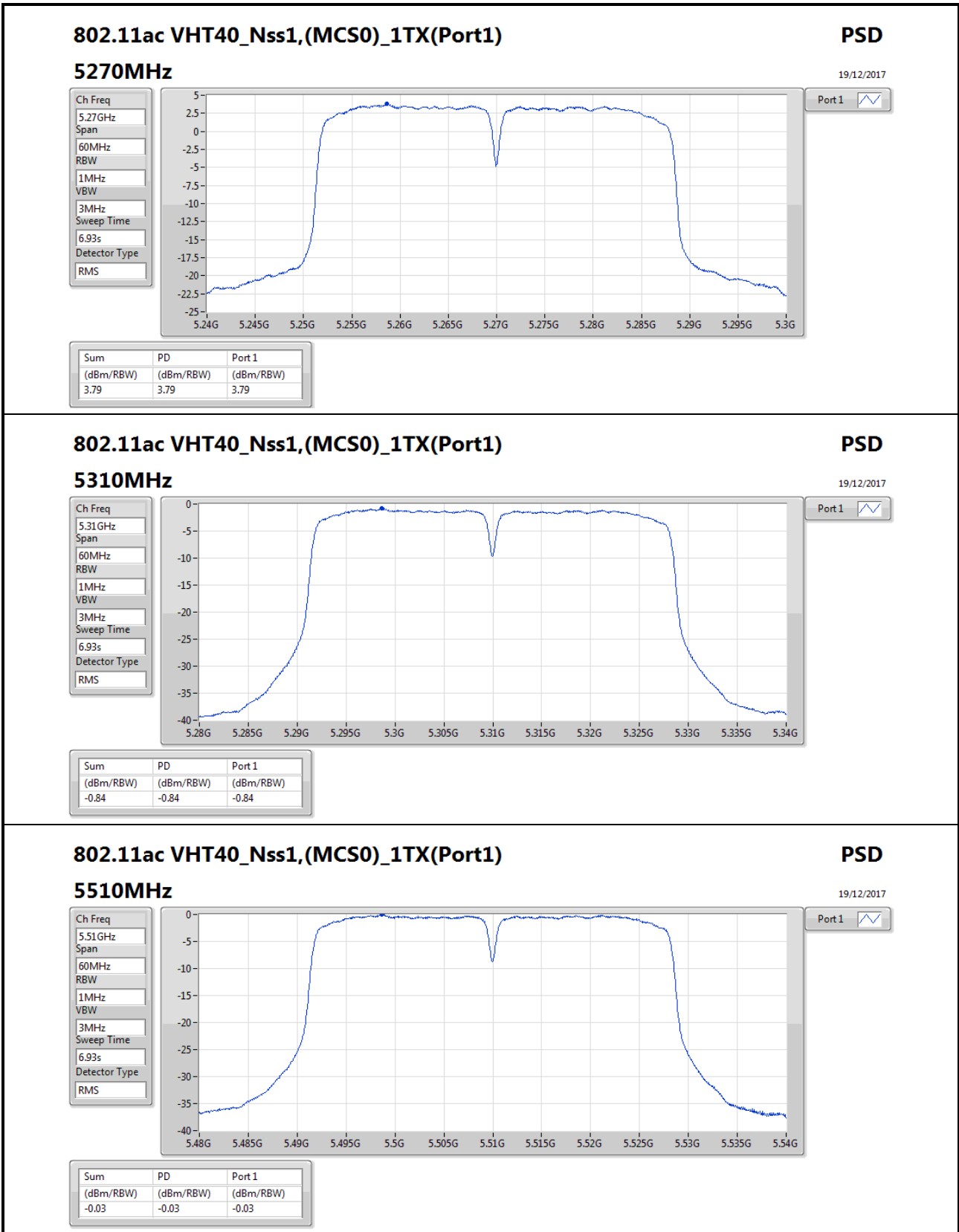
Detector Type

RMS



Port 1

Sum	PD	Port 1
(dBm/RBW)	(dBm/RBW)	(dBm/RBW)
3.78	3.78	3.78



802.11ac VHT40_Nss1,(MCS0)_1TX(Port1)

5510MHz

PSD

19/12/2017

Ch Freq

5.51GHz

Span

60MHz

RBW

1MHz

VBW

3MHz

Sweep Time

6.93s

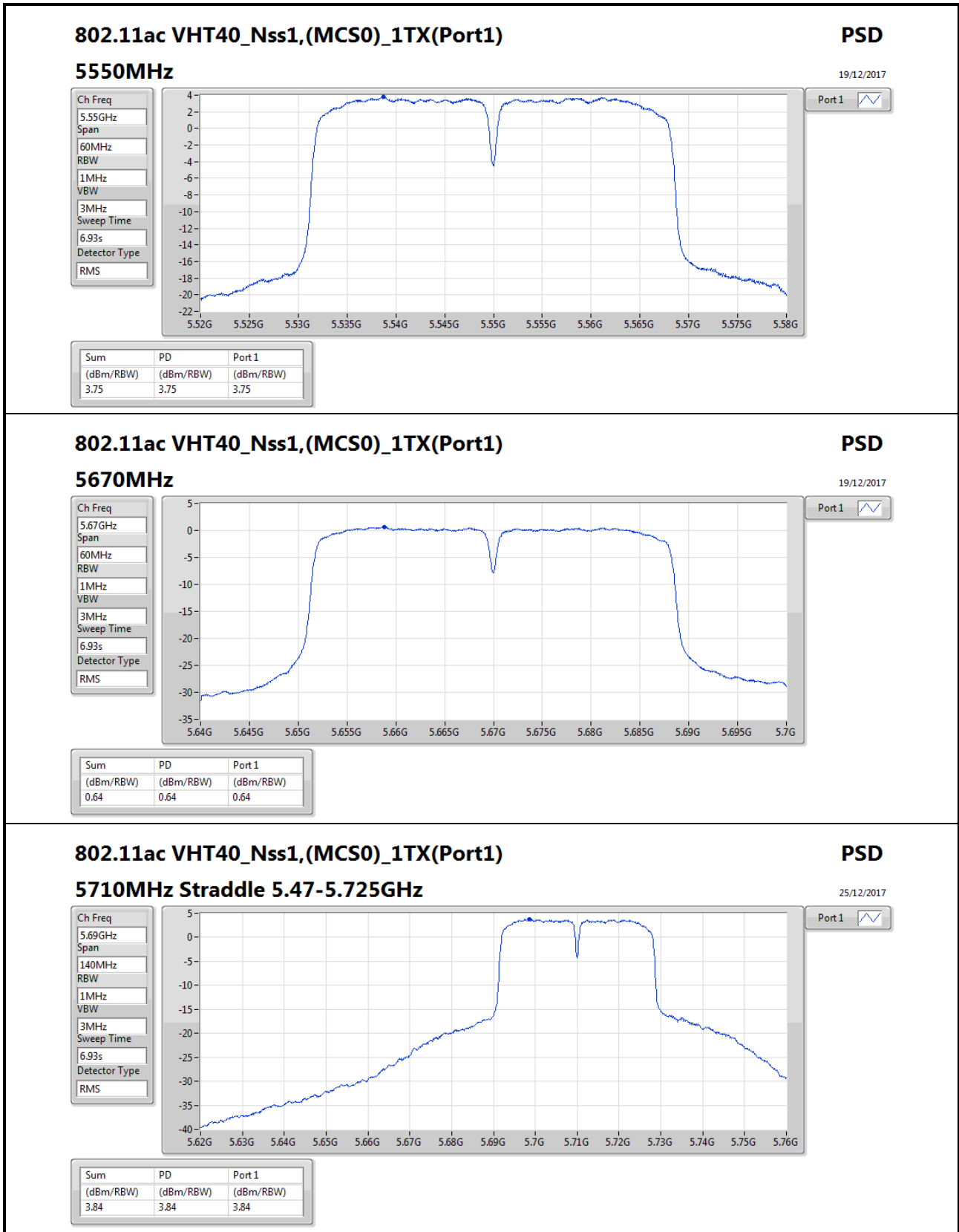
Detector Type

RMS



Port 1

Sum	PD	Port 1
(dBm/RBW)	(dBm/RBW)	(dBm/RBW)
-0.03	-0.03	-0.03



802.11ac VHT40_Nss1,(MCS0)_1TX(Port1)

5710MHz Straddle 5.47-5.725GHz

PSD

25/12/2017

Ch Freq

5.69GHz

Span

140MHz

RBW

1MHz

VBW

3MHz

Sweep Time

6.93s

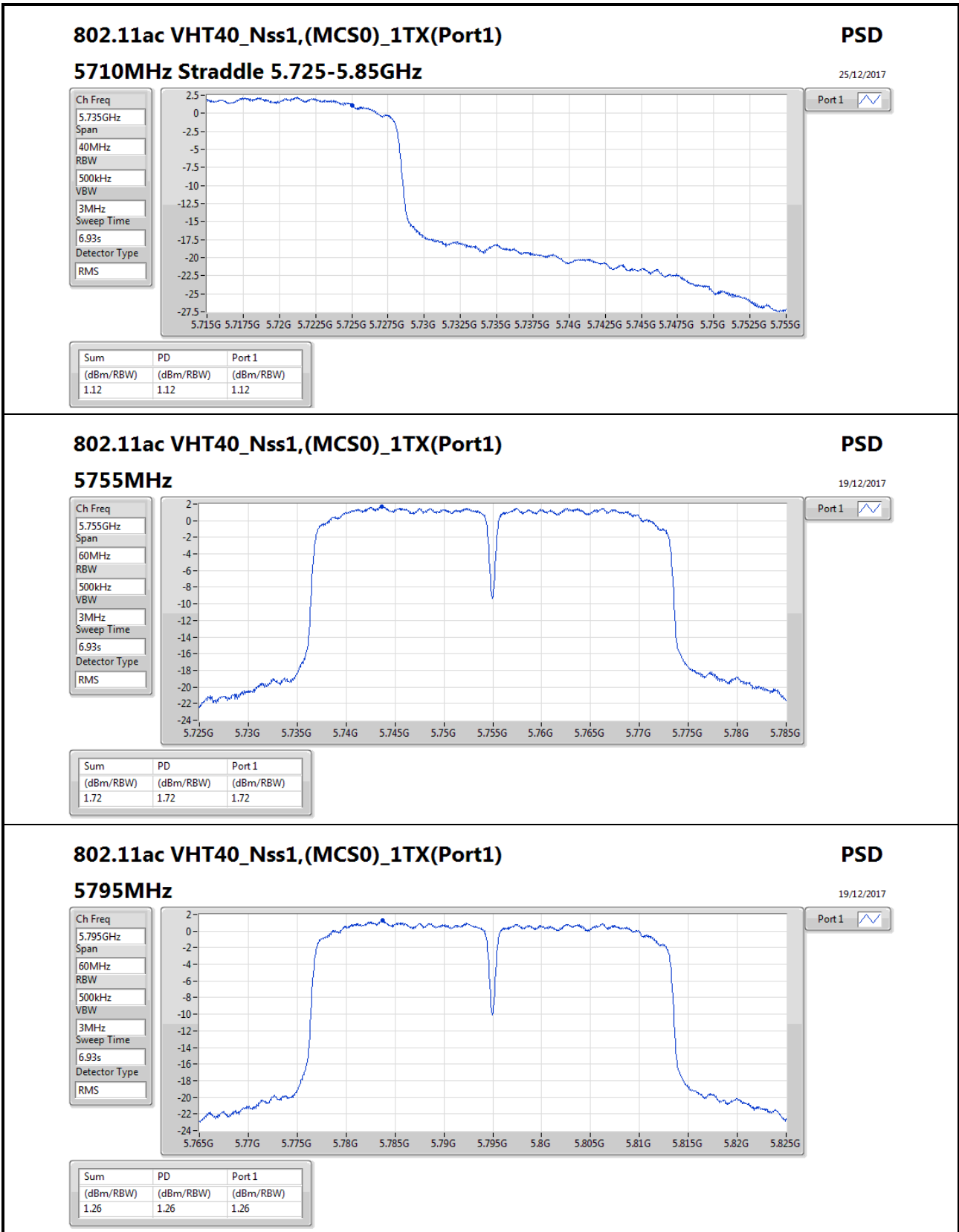
Detector Type

RMS



Port 1

Sum	PD	Port 1
(dBm/RBW)	(dBm/RBW)	(dBm/RBW)
3.84	3.84	3.84



802.11ac VHT40_Nss1,(MCS0)_1TX(Port1)

5795MHz

PSD

19/12/2017

Ch Freq
5.795GHz

Span
60MHz

RBW
500kHz

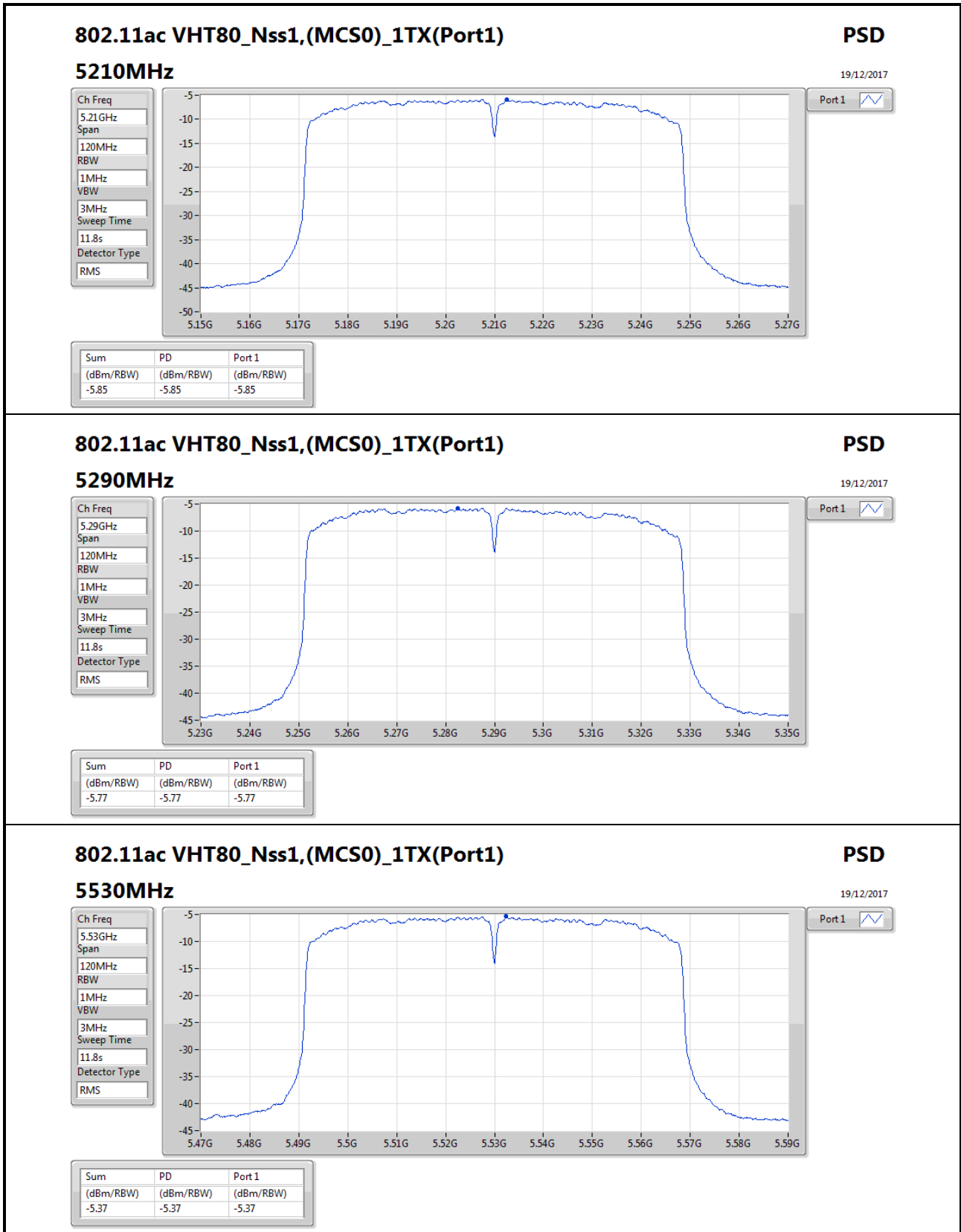
VBW
3MHz

Sweep Time
6.93s

Detector Type
RMS

Port 1

Sum	PD	Port 1
(dBm/RBW)	(dBm/RBW)	(dBm/RBW)
1.26	1.26	1.26



802.11ac VHT80_Nss1,(MCS0)_1TX(Port1)

5530MHz

PSD

19/12/2017

Ch Freq

5.53GHz

Span

120MHz

RBW

1MHz

VBW

3MHz

Sweep Time

11.8s

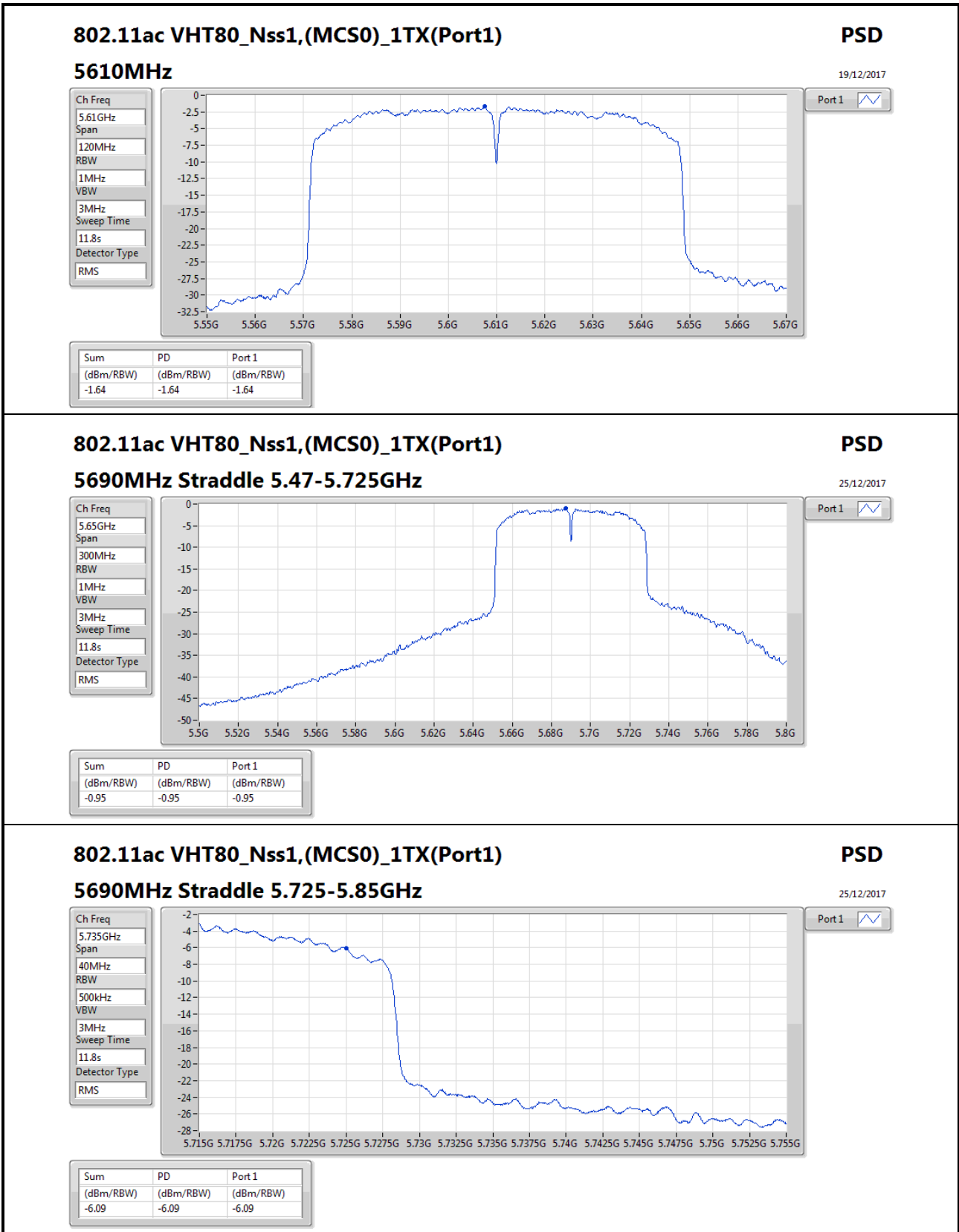
Detector Type

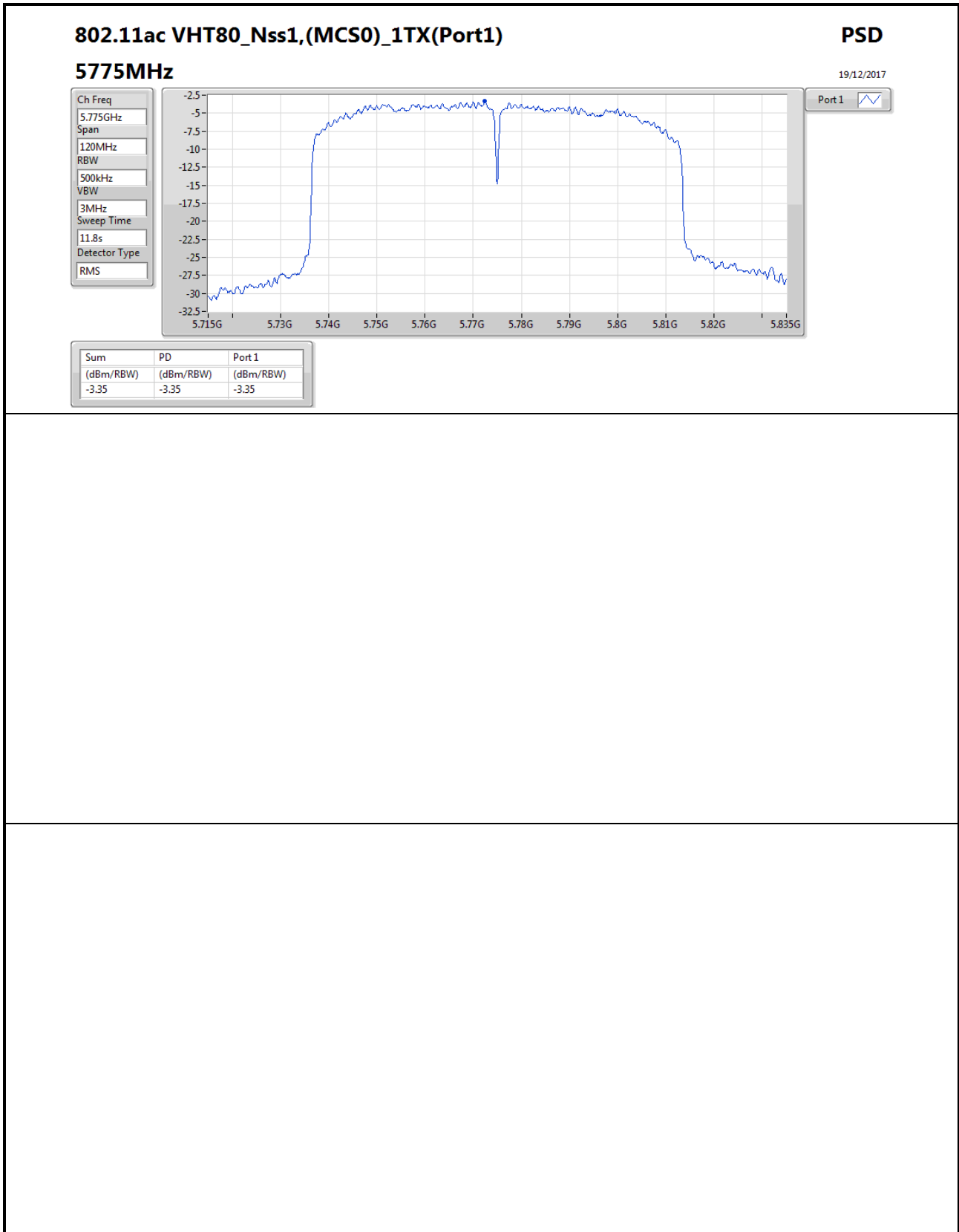
RMS



Port 1

Sum	PD	Port 1
(dBm/RBW)	(dBm/RBW)	(dBm/RBW)
-5.37	-5.37	-5.37







Summary

Mode	Result	Type	Freq (Hz)	Level (dBuV/m)	Limit (dBuV/m)	Margin (dB)	Factor (dB)	Dist (m)	Condition	Azimuth (°)	Height (m)	Comments
5.725-5.85GHz	-	-	-	-	-	-	-	-	-	-	-	-
802.11ac VHT80_Nss1,(MCS0)_1TX(Port1)	Pass	QP	41.64M	36.84	40.00	-3.16	-9.98	3	Vertical	350	1.00	-



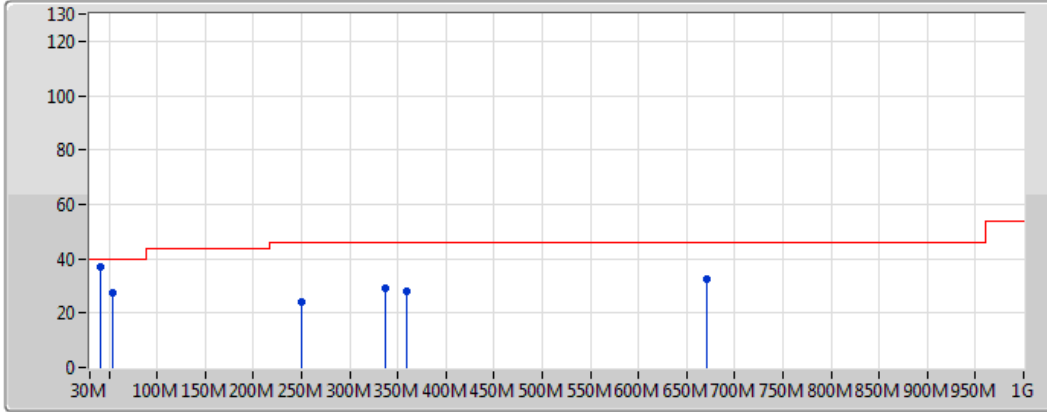
Result

Mode	Result	Type	Freq (Hz)	Level (dBuV/m)	Limit (dBuV/m)	Margin (dB)	Factor (dB)	Dist (m)	Condition	Azimuth (°)	Height (m)	Comments
802.11ac VHT80_Nss1,(MCS0)_1TX(Port1)	-	-	-	-	-	-	-	-	-	-	-	-
5775MHz	Pass	PK	41.64M	33.96	40.00	-6.04	-9.98	3	Horizontal	360	1.00	-
5775MHz	Pass	PK	225.94M	23.37	46.00	-22.63	-10.23	3	Horizontal	360	1.00	-
5775MHz	Pass	PK	249.22M	27.38	46.00	-18.62	-7.65	3	Horizontal	360	1.00	-
5775MHz	Pass	PK	336.52M	30.07	46.00	-15.93	-5.83	3	Horizontal	360	1.00	-
5775MHz	Pass	PK	359.8M	32.53	46.00	-13.47	-5.05	3	Horizontal	360	1.00	-
5775MHz	Pass	PK	421.88M	29.76	46.00	-16.24	-2.98	3	Horizontal	360	1.00	-
5775MHz	Pass	PK	53.28M	27.63	40.00	-12.37	-14.23	3	Vertical	0	1.00	-
5775MHz	Pass	PK	249.22M	24.15	46.00	-21.85	-7.65	3	Vertical	0	1.00	-
5775MHz	Pass	PK	336.52M	28.86	46.00	-17.14	-5.83	3	Vertical	0	1.00	-
5775MHz	Pass	PK	359.8M	27.79	46.00	-18.21	-5.05	3	Vertical	0	1.00	-
5775MHz	Pass	PK	670.2M	32.51	46.00	-13.49	-0.36	3	Vertical	0	1.00	-
5775MHz	Pass	QP	41.64M	36.84	40.00	-3.16	-9.98	3	Vertical	350	1.00	-

802.11ac VHT80_Nss1,(MCS0)_1TX(Port1)

5775MHz_PoE

27/12/2017



Legend for the spectrum plot:

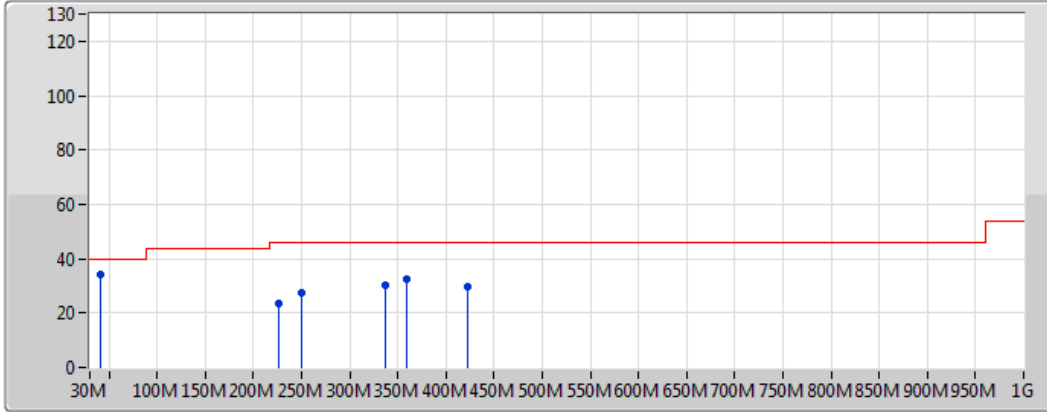
- Lim.PK: Red stepped line
- PK: Blue vertical line

Type	Freq (Hz)	Level (dBuV/m)	Limit (dBuV/m)	Margin (dB)	Factor (dB)	Dist (m)	Condition	Azimuth (°)	Height (m)	Comments	Raw (dBuV)	AF (dB)	CL (dB)	PA (dB)
PK	53.28M	27.63	40.00	-12.37	-14.23	3	Vertical	0	1.00	-	41.86	12.32	1.03	27.57
PK	249.22M	24.15	46.00	-21.85	-7.65	3	Vertical	0	1.00	-	31.80	17.47	2.20	27.32
PK	336.52M	28.86	46.00	-17.14	-5.83	3	Vertical	0	1.00	-	34.69	19.07	2.58	27.48
PK	359.8M	27.79	46.00	-18.21	-5.05	3	Vertical	0	1.00	-	32.84	19.93	2.68	27.66
PK	670.2M	32.51	46.00	-13.49	-0.36	3	Vertical	0	1.00	-	32.87	24.18	3.89	28.43
QP	41.64M	36.84	40.00	-3.16	-9.98	3	Vertical	350	1.00	-	46.82	16.76	0.94	27.68

802.11ac VHT80_Nss1,(MCS0)_1TX(Port1)

5775MHz_PoE

27/12/2017



Legend for the spectrum plot:

- Lim.PK: Red stepped line
- PK: Blue vertical line with circular marker

Type	Freq (Hz)	Level (dBuV/m)	Limit (dBuV/m)	Margin (dB)	Factor (dB)	Dist (m)	Condition	Azimuth (°)	Height (m)	Comments	Raw (dBuV)	AF (dB)	CL (dB)	PA (dB)
PK	41.64M	33.96	40.00	-6.04	-9.98	3	Horizontal	360	1.00	-	43.94	16.76	0.94	27.68
PK	225.94M	23.37	46.00	-22.63	-10.23	3	Horizontal	360	1.00	-	33.60	14.93	2.22	27.38
PK	249.22M	27.38	46.00	-18.62	-7.65	3	Horizontal	360	1.00	-	35.03	17.47	2.20	27.32
PK	336.52M	30.07	46.00	-15.93	-5.83	3	Horizontal	360	1.00	-	35.90	19.07	2.58	27.48
PK	359.8M	32.53	46.00	-13.47	-5.05	3	Horizontal	360	1.00	-	37.58	19.93	2.68	27.66
PK	421.88M	29.76	46.00	-16.24	-2.98	3	Horizontal	360	1.00	-	32.74	21.99	3.11	28.08



Summary

Mode	Result	Type	Freq (Hz)	Level (dBuV/m)	Limit (dBuV/m)	Margin (dB)	Factor (dB)	Dist (m)	Condition	Azimuth (°)	Height (m)	Comments
5.725-5.85GHz	-	-	-	-	-	-	-	-	-	-	-	-
802.11ac VHT80_Nss1,(MCS0)_1TX(Port2)	Pass	QP	41.64M	35.21	40.00	-4.79	-18.53	3	Vertical	0	1.00	-



Result

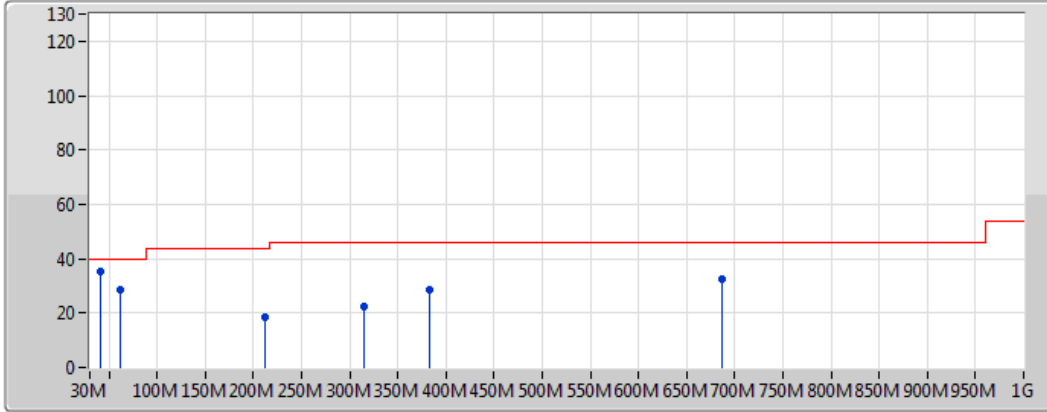
Mode	Result	Type	Freq (Hz)	Level (dBuV/m)	Limit (dBuV/m)	Margin (dB)	Factor (dB)	Dist (m)	Condition	Azimuth (°)	Height (m)	Comments
802.11ac VHT80_Nss1,(MCS0)_1TX(Port2)	-	-	-	-	-	-	-	-	-	-	-	-
5775MHz	Pass	PK	48.47M	31.83	40.00	-8.17	-21.95	3	Horizontal	360	1.00	-
5775MHz	Pass	PK	73.25M	28.28	40.00	-11.72	-24.00	3	Horizontal	360	1.00	-
5775MHz	Pass	PK	243.18M	20.55	46.00	-25.45	-16.87	3	Horizontal	360	1.00	-
5775MHz	Pass	PK	351.62M	22.70	46.00	-23.30	-13.77	3	Horizontal	360	1.00	-
5775MHz	Pass	PK	421.52M	28.94	46.00	-17.06	-11.27	3	Horizontal	360	1.00	-
5775MHz	Pass	PK	712.25M	31.60	46.00	-14.40	-6.92	3	Horizontal	360	1.00	-
5775MHz	Pass	PK	62.21M	28.47	40.00	-11.53	-24.78	3	Vertical	0	1.00	-
5775MHz	Pass	PK	212.43M	18.75	43.50	-24.75	-19.78	3	Vertical	0	1.00	-
5775MHz	Pass	PK	314.21M	22.64	46.00	-23.36	-14.88	3	Vertical	0	1.00	-
5775MHz	Pass	PK	383.21M	28.68	46.00	-17.32	-12.84	3	Vertical	0	1.00	-
5775MHz	Pass	PK	686.42M	32.49	46.00	-13.51	-7.34	3	Vertical	0	1.00	-
5775MHz	Pass	QP	41.64M	35.21	40.00	-4.79	-18.53	3	Vertical	0	1.00	-



802.11ac VHT80_Nss1,(MCS0)_1TX(Port2)

5775MHz_PoE

31/01/2018

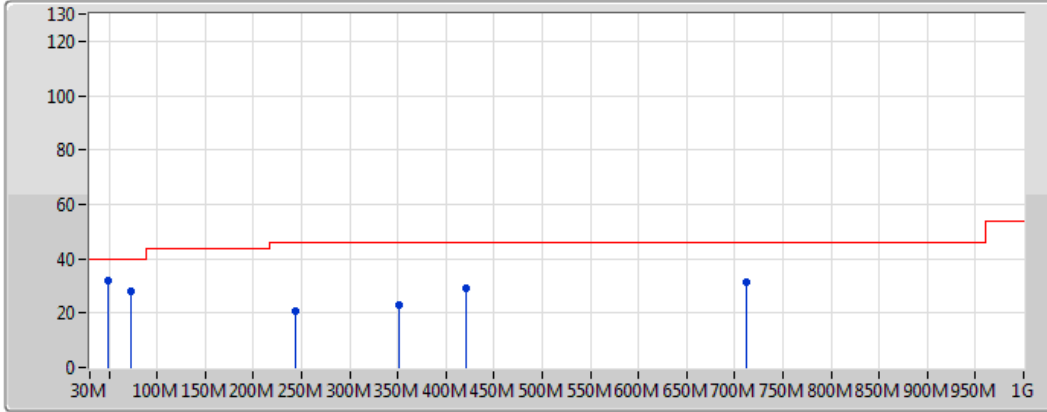


Type	Freq (Hz)	Level (dBuV/m)	Limit (dBuV/m)	Margin (dB)	Factor (dB)	Dist (m)	Condition	Azimuth (°)	Height (m)	Comments	Raw (dBuV)	AF (dB)	CL (dB)	PA (dB)
PK	62.21M	28.47	40.00	-11.53	-24.78	3	Vertical	0	1.00	-	53.25	11.00	1.28	37.07
PK	212.43M	18.75	43.50	-24.75	-19.78	3	Vertical	0	1.00	-	38.53	14.25	2.36	36.39
PK	314.21M	22.64	46.00	-23.36	-14.88	3	Vertical	0	1.00	-	37.52	18.56	3.02	36.46
PK	383.21M	28.68	46.00	-17.32	-12.84	3	Vertical	0	1.00	-	41.52	20.49	3.25	36.58
PK	686.42M	32.49	46.00	-13.51	-7.34	3	Vertical	0	1.00	-	39.83	25.62	4.37	37.33
QP	41.64M	35.21	40.00	-4.79	-18.53	3	Vertical	0	1.00	-	53.74	17.63	1.07	37.22

802.11ac VHT80_Nss1,(MCS0)_1TX(Port2)

5775MHz_PoE

31/01/2018



Legend:

- Lim.PK (Red stepped line)
- PK (Blue vertical line)

Type	Freq (Hz)	Level (dBuV/m)	Limit (dBuV/m)	Margin (dB)	Factor (dB)	Dist (m)	Condition	Azimuth (°)	Height (m)	Comments	Raw (dBuV)	AF (dB)	CL (dB)	PA (dB)
PK	48.47M	31.83	40.00	-8.17	-21.95	3	Horizontal	360	1.00	-	53.78	14.07	1.15	37.17
PK	73.25M	28.28	40.00	-11.72	-24.00	3	Horizontal	360	1.00	-	52.28	11.62	1.37	36.99
PK	243.18M	20.55	46.00	-25.45	-16.87	3	Horizontal	360	1.00	-	37.42	17.01	2.53	36.40
PK	351.62M	22.70	46.00	-23.30	-13.77	3	Horizontal	360	1.00	-	36.47	19.63	3.12	36.52
PK	421.52M	28.94	46.00	-17.06	-11.27	3	Horizontal	360	1.00	-	40.21	21.96	3.45	36.67
PK	712.25M	31.60	46.00	-14.40	-6.92	3	Horizontal	360	1.00	-	38.52	26.07	4.38	37.36



Summary

Mode	Result	Type	Freq (Hz)	Level (dBuV/m)	Limit (dBuV/m)	Margin (dB)	Factor (dB)	Dist (m)	Condition	Azimuth (°)	Height (m)	Comments
5.15-5.25GHz	-	-	-	-	-	-	-	-	-	-	-	-
802.11a_Nss1,(6Mbps)_1TX(Port1)	Pass	AV	15.59682G	53.86	54.00	-0.14	16.96	3	Vertical	155	1.95	-
802.11ac VHT20_Nss1,(MCS0)_1TX(Port1)	Pass	AV	10.35994G	53.57	54.00	-0.43	15.17	3	Vertical	117	1.01	-
802.11ac VHT40_Nss1,(MCS0)_1TX(Port1)	Pass	AV	5.1496G	53.49	54.00	-0.51	4.79	3	Vertical	3	3.50	-
802.11ac VHT80_Nss1,(MCS0)_1TX(Port1)	Pass	AV	5.148G	52.85	54.00	-1.15	4.79	3	Vertical	0	3.49	-
5.25-5.35GHz	-	-	-	-	-	-	-	-	-	-	-	-
802.11a_Nss1,(6Mbps)_1TX(Port1)	Pass	AV	10.59994G	53.73	54.00	-0.27	15.69	3	Vertical	133	1.09	-
802.11ac VHT20_Nss1,(MCS0)_1TX(Port1)	Pass	AV	5.351G	53.72	54.00	-0.28	5.06	3	Vertical	12	1.01	-
802.11ac VHT40_Nss1,(MCS0)_1TX(Port1)	Pass	AV	5.3504G	52.92	54.00	-1.08	5.06	3	Horizontal	8	1.01	-
802.11ac VHT80_Nss1,(MCS0)_1TX(Port1)	Pass	AV	5.351G	53.78	54.00	-0.22	5.06	3	Vertical	12	3.49	-
5.47-5.725GHz	-	-	-	-	-	-	-	-	-	-	-	-
802.11a_Nss1,(6Mbps)_1TX(Port1)	Pass	AV	11.43988G	53.29	54.00	-0.71	16.01	3	Vertical	89	1.11	-
802.11ac VHT20_Nss1,(MCS0)_1TX(Port1)	Pass	PK	5.7288G	68.07	68.20	-0.13	5.84	3	Horizontal	20	3.46	-
802.11ac VHT40_Nss1,(MCS0)_1TX(Port1)	Pass	AV	11.41988G	53.85	54.00	-0.15	16.03	3	Vertical	103	1.02	-
802.11ac VHT80_Nss1,(MCS0)_1TX(Port1)	Pass	AV	5.46G	53.71	54.00	-0.29	5.21	3	Horizontal	15	1.03	-
5.725-5.85GHz	-	-	-	-	-	-	-	-	-	-	-	-
802.11a_Nss1,(6Mbps)_1TX(Port1)	Pass	AV	11.64982G	53.88	54.00	-0.12	15.74	3	Vertical	125	1.00	-
802.11ac VHT20_Nss1,(MCS0)_1TX(Port1)	Pass	AV	11.57G	50.79	54.00	-3.21	15.84	3	Vertical	179	2.57	-
802.11ac VHT40_Nss1,(MCS0)_1TX(Port1)	Pass	AV	11.58976G	50.42	54.00	-3.58	15.82	3	Vertical	175	2.32	-
802.11ac VHT80_Nss1,(MCS0)_1TX(Port1)	Pass	PK	5.6514G	65.88	69.24	-3.35	5.64	3	Horizontal	20	1.06	-



Result

Mode	Result	Type	Freq (Hz)	Level (dBuV/m)	Limit (dBuV/m)	Margin (dB)	Factor (dB)	Dist (m)	Condition	Azimuth (°)	Height (m)	Comments
802.11a_Nss1,(6Mbps)_1TX(Port1)	-	-	-	-	-	-	-	-	-	-	-	-
5180MHz	Pass	AV	5.149G	50.29	54.00	-3.71	4.79	3	Horizontal	359	1.07	-
5180MHz	Pass	AV	5.1846G	93.55	Inf	-Inf	4.84	3	Horizontal	359	1.07	-
5180MHz	Pass	PK	5.149G	61.57	74.00	-12.43	4.79	3	Horizontal	359	1.07	-
5180MHz	Pass	PK	5.1826G	100.73	Inf	-Inf	4.84	3	Horizontal	359	1.07	-
5180MHz	Pass	AV	5.1494G	49.98	54.00	-4.02	4.79	3	Vertical	355	3.69	-
5180MHz	Pass	AV	5.1846G	95.62	Inf	-Inf	4.84	3	Vertical	355	3.69	-
5180MHz	Pass	PK	5.1476G	61.82	74.00	-12.18	4.79	3	Vertical	355	3.69	-
5180MHz	Pass	PK	5.1834G	103.48	Inf	-Inf	4.84	3	Vertical	355	3.69	-
5180MHz	Pass	AV	15.54282G	50.66	54.00	-3.34	17.14	3	Horizontal	188	2.32	-
5180MHz	Pass	PK	15.5448G	60.65	74.00	-13.35	17.13	3	Horizontal	188	2.32	-
5180MHz	Pass	AV	15.5418G	53.73	54.00	-0.27	17.15	3	Vertical	158	2.05	-
5180MHz	Pass	PK	15.53568G	64.35	74.00	-9.65	17.17	3	Vertical	158	2.05	-
5200MHz	Pass	AV	5.148G	47.98	54.00	-6.02	4.79	3	Horizontal	360	1.00	-
5200MHz	Pass	AV	5.1964G	95.65	Inf	-Inf	4.85	3	Horizontal	360	1.00	-
5200MHz	Pass	PK	5.1464G	57.79	74.00	-16.21	4.78	3	Horizontal	360	1.00	-
5200MHz	Pass	PK	5.204G	102.84	Inf	-Inf	4.87	3	Horizontal	360	1.00	-
5200MHz	Pass	AV	5.1476G	47.50	54.00	-6.50	4.79	3	Vertical	356	1.02	-
5200MHz	Pass	AV	5.2044G	93.90	Inf	-Inf	4.87	3	Vertical	356	1.02	-
5200MHz	Pass	PK	5.1364G	57.20	74.00	-16.80	4.77	3	Vertical	356	1.02	-
5200MHz	Pass	PK	5.1944G	101.25	Inf	-Inf	4.85	3	Vertical	356	1.02	-
5200MHz	Pass	AV	15.59574G	51.05	54.00	-2.95	16.96	3	Horizontal	193	1.02	-
5200MHz	Pass	PK	15.59316G	61.85	74.00	-12.15	16.97	3	Horizontal	193	1.02	-
5200MHz	Pass	AV	15.59682G	53.86	54.00	-0.14	16.96	3	Vertical	155	1.95	-
5200MHz	Pass	PK	15.6012G	65.37	74.00	-8.63	16.94	3	Vertical	155	1.95	-
5240MHz	Pass	AV	5.129G	47.51	54.00	-6.49	4.76	3	Horizontal	357	1.00	-
5240MHz	Pass	AV	5.2442G	96.49	Inf	-Inf	4.92	3	Horizontal	357	1.00	-
5240MHz	Pass	AV	5.3666G	46.87	54.00	-7.13	5.08	3	Horizontal	357	1.00	-
5240MHz	Pass	PK	5.1014G	57.03	74.00	-16.97	4.72	3	Horizontal	357	1.00	-
5240MHz	Pass	PK	5.2424G	103.80	Inf	-Inf	4.92	3	Horizontal	357	1.00	-
5240MHz	Pass	PK	5.39G	56.06	74.00	-17.94	5.12	3	Horizontal	357	1.00	-
5240MHz	Pass	AV	5.1146G	47.49	54.00	-6.51	4.74	3	Vertical	2	1.01	-
5240MHz	Pass	AV	5.2466G	95.82	Inf	-Inf	4.92	3	Vertical	2	1.01	-
5240MHz	Pass	AV	5.3672G	46.96	54.00	-7.04	5.08	3	Vertical	2	1.01	-
5240MHz	Pass	PK	5.135G	57.80	74.00	-16.20	4.77	3	Vertical	2	1.01	-
5240MHz	Pass	PK	5.2346G	103.56	Inf	-Inf	4.90	3	Vertical	2	1.01	-
5240MHz	Pass	PK	5.3648G	56.43	74.00	-17.57	5.08	3	Vertical	2	1.01	-
5240MHz	Pass	AV	15.71736G	49.84	54.00	-4.16	16.54	3	Horizontal	180	1.13	-
5240MHz	Pass	PK	15.7275G	59.79	74.00	-14.21	16.50	3	Horizontal	180	1.13	-
5240MHz	Pass	AV	15.72048G	53.27	54.00	-0.73	16.53	3	Vertical	113	1.84	-
5240MHz	Pass	PK	15.71922G	63.97	74.00	-10.03	16.53	3	Vertical	113	1.84	-
5260MHz	Pass	AV	5.128G	47.25	54.00	-6.75	4.76	3	Horizontal	354	1.01	-
5260MHz	Pass	AV	5.2648G	97.68	Inf	-Inf	4.94	3	Horizontal	354	1.01	-
5260MHz	Pass	AV	5.389G	46.81	54.00	-7.19	5.11	3	Horizontal	354	1.01	-
5260MHz	Pass	PK	5.1286G	57.20	74.00	-16.80	4.76	3	Horizontal	354	1.01	-
5260MHz	Pass	PK	5.266G	104.56	Inf	-Inf	4.95	3	Horizontal	354	1.01	-
5260MHz	Pass	PK	5.3638G	56.47	74.00	-17.53	5.08	3	Horizontal	354	1.01	-
5260MHz	Pass	AV	5.146G	47.48	54.00	-6.52	4.78	3	Vertical	358	1.06	-



RSE TX above 1GHz Result – Dipole Antenna

Appendix E.3

Mode	Result	Type	Freq (Hz)	Level (dBuV/m)	Limit (dBuV/m)	Margin (dB)	Factor (dB)	Dist (m)	Condition	Azimuth (°)	Height (m)	Comments
5260MHz	Pass	AV	5.2678G	96.98	Inf	-Inf	4.95	3	Vertical	358	1.06	-
5260MHz	Pass	AV	5.3674G	46.99	54.00	-7.01	5.08	3	Vertical	358	1.06	-
5260MHz	Pass	PK	5.1442G	56.89	74.00	-17.11	4.78	3	Vertical	358	1.06	-
5260MHz	Pass	PK	5.266G	104.40	Inf	-Inf	4.95	3	Vertical	358	1.06	-
5260MHz	Pass	PK	5.3908G	56.88	74.00	-17.12	5.12	3	Vertical	358	1.06	-
5260MHz	Pass	AV	15.7815G	50.09	54.00	-3.91	16.32	3	Horizontal	181	1.06	-
5260MHz	Pass	PK	15.7809G	60.51	74.00	-13.49	16.32	3	Horizontal	181	1.06	-
5260MHz	Pass	AV	15.78372G	53.45	54.00	-0.55	16.31	3	Vertical	150	1.01	-
5260MHz	Pass	PK	15.78798G	64.80	74.00	-9.20	16.29	3	Vertical	150	1.01	-
5300MHz	Pass	AV	5.3056G	99.36	Inf	-Inf	5.00	3	Horizontal	358	1.01	-
5300MHz	Pass	AV	5.3524G	49.42	54.00	-4.58	5.06	3	Horizontal	358	1.01	-
5300MHz	Pass	PK	5.302G	106.52	Inf	-Inf	4.99	3	Horizontal	358	1.01	-
5300MHz	Pass	PK	5.3556G	61.05	74.00	-12.95	5.07	3	Horizontal	358	1.01	-
5300MHz	Pass	AV	5.3056G	99.76	Inf	-Inf	5.00	3	Vertical	2	1.00	-
5300MHz	Pass	AV	5.352G	49.68	54.00	-4.32	5.06	3	Vertical	2	1.00	-
5300MHz	Pass	PK	5.3052G	106.76	Inf	-Inf	5.00	3	Vertical	2	1.00	-
5300MHz	Pass	PK	5.3536G	60.71	74.00	-13.29	5.07	3	Vertical	2	1.00	-
5300MHz	Pass	AV	10.59994G	48.70	54.00	-5.30	15.69	3	Horizontal	318	1.98	-
5300MHz	Pass	AV	15.89982G	49.67	54.00	-4.33	15.91	3	Horizontal	185	1.15	-
5300MHz	Pass	PK	10.5961G	56.82	74.00	-17.18	15.69	3	Horizontal	318	1.98	-
5300MHz	Pass	PK	15.9099G	59.34	74.00	-14.66	15.87	3	Horizontal	185	1.15	-
5300MHz	Pass	AV	10.59994G	53.73	54.00	-0.27	15.69	3	Vertical	133	1.09	-
5300MHz	Pass	AV	15.8997G	51.35	54.00	-2.65	15.91	3	Vertical	157	1.96	-
5300MHz	Pass	PK	10.60012G	59.77	74.00	-14.23	15.69	3	Vertical	133	1.09	-
5300MHz	Pass	PK	15.9007G	61.37	74.00	-12.63	15.90	3	Vertical	157	1.96	-
5320MHz	Pass	AV	5.3152G	99.38	Inf	-Inf	5.01	3	Horizontal	2	1.01	-
5320MHz	Pass	AV	5.3502G	53.48	54.00	-0.52	5.06	3	Horizontal	2	1.01	-
5320MHz	Pass	PK	5.3242G	107.04	Inf	-Inf	5.02	3	Horizontal	2	1.01	-
5320MHz	Pass	PK	5.3522G	64.60	74.00	-9.40	5.06	3	Horizontal	2	1.01	-
5320MHz	Pass	AV	5.3156G	99.35	Inf	-Inf	5.01	3	Vertical	1	1.03	-
5320MHz	Pass	AV	5.3502G	53.18	54.00	-0.82	5.06	3	Vertical	1	1.03	-
5320MHz	Pass	PK	5.3212G	107.33	Inf	-Inf	5.02	3	Vertical	1	1.03	-
5320MHz	Pass	PK	5.3514G	65.81	74.00	-8.19	5.06	3	Vertical	1	1.03	-
5320MHz	Pass	AV	10.63994G	48.90	54.00	-5.10	15.78	3	Horizontal	326	1.01	-
5320MHz	Pass	AV	15.9591G	48.33	54.00	-5.67	15.70	3	Horizontal	28	1.50	-
5320MHz	Pass	PK	10.64G	56.99	74.00	-17.01	15.78	3	Horizontal	326	1.01	-
5320MHz	Pass	PK	15.9726G	58.12	74.00	-15.88	15.65	3	Horizontal	28	1.50	-
5320MHz	Pass	AV	10.63994G	53.44	54.00	-0.56	15.78	3	Vertical	98	1.05	-
5320MHz	Pass	AV	15.96594G	50.92	54.00	-3.08	15.68	3	Vertical	159	1.92	-
5320MHz	Pass	PK	10.63982G	59.55	74.00	-14.45	15.78	3	Vertical	98	1.05	-
5320MHz	Pass	PK	15.96036G	62.14	74.00	-11.86	15.70	3	Vertical	159	1.92	-
5500MHz	Pass	AV	5.4598G	49.55	54.00	-4.45	5.21	3	Horizontal	3	1.02	-
5500MHz	Pass	AV	5.4968G	99.01	Inf	-Inf	5.26	3	Horizontal	3	1.02	-
5500MHz	Pass	PK	5.4588G	59.23	74.00	-14.77	5.21	3	Horizontal	3	1.02	-
5500MHz	Pass	PK	5.4666G	62.62	68.20	-5.58	5.22	3	Horizontal	3	1.02	-
5500MHz	Pass	PK	5.5036G	105.76	Inf	-Inf	5.27	3	Horizontal	3	1.02	-
5500MHz	Pass	AV	5.4596G	49.54	54.00	-4.46	5.21	3	Vertical	12	1.01	-
5500MHz	Pass	AV	5.493G	99.11	Inf	-Inf	5.25	3	Vertical	12	1.01	-
5500MHz	Pass	PK	5.4594G	60.26	74.00	-13.74	5.21	3	Vertical	12	1.01	-



RSE TX above 1GHz Result – Dipole Antenna

Appendix E.3

Mode	Result	Type	Freq (Hz)	Level (dBuV/m)	Limit (dBuV/m)	Margin (dB)	Factor (dB)	Dist (m)	Condition	Azimuth (°)	Height (m)	Comments
5500MHz	Pass	PK	5.4698G	65.15	68.20	-3.05	5.22	3	Vertical	12	1.01	-
5500MHz	Pass	PK	5.495G	106.97	Inf	-Inf	5.25	3	Vertical	12	1.01	-
5500MHz	Pass	AV	11.00312G	47.42	54.00	-6.58	16.57	3	Horizontal	198	1.52	-
5500MHz	Pass	PK	10.99124G	57.59	74.00	-16.41	16.55	3	Horizontal	198	1.52	-
5500MHz	Pass	AV	10.99994G	52.52	54.00	-1.48	16.57	3	Vertical	124	1.56	-
5500MHz	Pass	PK	11G	60.20	74.00	-13.80	16.57	3	Vertical	124	1.56	-
5580MHz	Pass	AV	5.4546G	47.03	54.00	-6.97	5.20	3	Horizontal	7	3.26	-
5580MHz	Pass	AV	5.5764G	98.92	Inf	-Inf	5.45	3	Horizontal	7	3.26	-
5580MHz	Pass	PK	5.4384G	57.31	74.00	-16.69	5.18	3	Horizontal	7	3.26	-
5580MHz	Pass	PK	5.4624G	57.45	68.20	-10.75	5.21	3	Horizontal	7	3.26	-
5580MHz	Pass	PK	5.5806G	106.53	Inf	-Inf	5.46	3	Horizontal	7	3.26	-
5580MHz	Pass	PK	5.73G	57.26	68.20	-10.94	5.85	3	Horizontal	7	3.26	-
5580MHz	Pass	AV	5.4438G	47.29	54.00	-6.71	5.19	3	Vertical	10	1.01	-
5580MHz	Pass	AV	5.5746G	97.50	Inf	-Inf	5.45	3	Vertical	10	1.01	-
5580MHz	Pass	PK	5.4354G	57.77	74.00	-16.23	5.18	3	Vertical	10	1.01	-
5580MHz	Pass	PK	5.4642G	57.17	68.20	-11.03	5.21	3	Vertical	10	1.01	-
5580MHz	Pass	PK	5.5842G	104.65	Inf	-Inf	5.47	3	Vertical	10	1.01	-
5580MHz	Pass	PK	5.727G	58.41	68.20	-9.79	5.84	3	Vertical	10	1.01	-
5580MHz	Pass	AV	11.16006G	49.39	54.00	-4.61	16.37	3	Horizontal	19	2.63	-
5580MHz	Pass	PK	11.14896G	57.56	74.00	-16.44	16.38	3	Horizontal	19	2.63	-
5580MHz	Pass	AV	11.16G	52.92	54.00	-1.08	16.37	3	Vertical	102	2.32	-
5580MHz	Pass	PK	11.15994G	59.94	74.00	-14.06	16.37	3	Vertical	102	2.32	-
5700MHz	Pass	AV	5.6936G	92.49	Inf	-Inf	5.75	3	Horizontal	13	1.01	-
5700MHz	Pass	PK	5.6932G	100.97	Inf	-Inf	5.75	3	Horizontal	13	1.01	-
5700MHz	Pass	PK	5.7256G	67.16	68.20	-1.04	5.83	3	Horizontal	13	1.01	-
5700MHz	Pass	AV	5.7028G	91.58	Inf	-Inf	5.78	3	Vertical	350	1.13	-
5700MHz	Pass	PK	5.7032G	100.00	Inf	-Inf	5.78	3	Vertical	350	1.13	-
5700MHz	Pass	PK	5.7252G	66.59	68.20	-1.61	5.83	3	Vertical	350	1.13	-
5700MHz	Pass	AV	11.3997G	47.23	54.00	-6.77	16.06	3	Horizontal	304	2.95	-
5700MHz	Pass	PK	11.415G	57.71	74.00	-16.29	16.04	3	Horizontal	304	2.95	-
5700MHz	Pass	AV	11.4G	51.54	54.00	-2.46	16.06	3	Vertical	99	2.95	-
5700MHz	Pass	PK	11.40006G	58.69	74.00	-15.31	16.06	3	Vertical	99	2.95	-
5720MHz Straddle 5.47-5.725GHz	Pass	AV	5.713G	99.83	Inf	-Inf	7.75	3	Horizontal	0	2.78	-
5720MHz Straddle 5.47-5.725GHz	Pass	PK	5.715G	109.30	Inf	-Inf	7.75	3	Horizontal	0	2.78	-
5720MHz Straddle 5.47-5.725GHz	Pass	PK	5.968G	60.65	68.20	-7.55	8.32	3	Horizontal	0	2.78	-
5720MHz Straddle 5.47-5.725GHz	Pass	AV	5.713G	93.35	Inf	-Inf	7.75	3	Vertical	297	1.43	-
5720MHz Straddle 5.47-5.725GHz	Pass	PK	5.715G	102.43	Inf	-Inf	7.75	3	Vertical	297	1.43	-
5720MHz Straddle 5.47-5.725GHz	Pass	PK	5.867G	60.77	68.20	-7.43	8.10	3	Vertical	297	1.43	-
5720MHz Straddle 5.47-5.725GHz	Pass	AV	11.43988G	46.30	54.00	-7.70	16.01	3	Horizontal	354	1.22	-
5720MHz Straddle 5.47-5.725GHz	Pass	PK	11.44006G	57.72	74.00	-16.28	16.01	3	Horizontal	354	1.22	-
5720MHz Straddle 5.47-5.725GHz	Pass	AV	11.43988G	53.29	54.00	-0.71	16.01	3	Vertical	89	1.11	-
5720MHz Straddle 5.47-5.725GHz	Pass	PK	11.44006G	62.76	74.00	-11.24	16.01	3	Vertical	89	1.11	-
5745MHz	Pass	AV	5.7402G	98.16	Inf	-Inf	5.87	3	Horizontal	5	3.42	-
5745MHz	Pass	PK	5.5926G	60.20	68.20	-8.00	5.49	3	Horizontal	5	3.42	-
5745MHz	Pass	PK	5.739G	106.19	Inf	-Inf	5.87	3	Horizontal	5	3.42	-
5745MHz	Pass	PK	5.9454G	59.94	68.20	-8.26	6.39	3	Horizontal	5	3.42	-
5745MHz	Pass	AV	5.751G	95.21	Inf	-Inf	5.90	3	Vertical	353	1.04	-
5745MHz	Pass	PK	5.6082G	58.52	68.20	-9.68	5.53	3	Vertical	353	1.04	-
5745MHz	Pass	PK	5.7498G	102.00	Inf	-Inf	5.89	3	Vertical	353	1.04	-



Mode	Result	Type	Freq (Hz)	Level (dBuV/m)	Limit (dBuV/m)	Margin (dB)	Factor (dB)	Dist (m)	Condition	Azimuth (°)	Height (m)	Comments
5745MHz	Pass	PK	5.9646G	58.43	68.20	-9.77	6.44	3	Vertical	353	1.04	-
5745MHz	Pass	AV	11.4912G	47.10	54.00	-6.90	15.94	3	Horizontal	344	1.04	-
5745MHz	Pass	PK	11.47722G	57.29	74.00	-16.71	15.96	3	Horizontal	344	1.04	-
5745MHz	Pass	AV	11.48988G	53.81	54.00	-0.19	15.94	3	Vertical	117	1.00	-
5745MHz	Pass	PK	11.48994G	62.48	74.00	-11.52	15.94	3	Vertical	117	1.00	-
5785MHz	Pass	AV	5.7802G	95.83	Inf	-Inf	5.97	3	Horizontal	17	1.03	-
5785MHz	Pass	PK	5.6302G	60.19	68.20	-8.01	5.59	3	Horizontal	17	1.03	-
5785MHz	Pass	PK	5.791G	103.51	Inf	-Inf	6.00	3	Horizontal	17	1.03	-
5785MHz	Pass	PK	5.9794G	59.53	68.20	-8.67	6.48	3	Horizontal	17	1.03	-
5785MHz	Pass	AV	5.791G	93.93	Inf	-Inf	6.00	3	Vertical	352	1.02	-
5785MHz	Pass	PK	5.6218G	59.71	68.20	-8.49	5.57	3	Vertical	352	1.02	-
5785MHz	Pass	PK	5.7886G	101.38	Inf	-Inf	5.99	3	Vertical	352	1.02	-
5785MHz	Pass	PK	5.929G	60.37	68.20	-7.83	6.35	3	Vertical	352	1.02	-
5785MHz	Pass	AV	11.57006G	48.46	54.00	-5.54	15.84	3	Horizontal	196	1.06	-
5785MHz	Pass	PK	11.58248G	58.33	74.00	-15.67	15.82	3	Horizontal	196	1.06	-
5785MHz	Pass	AV	11.56994G	52.97	54.00	-1.03	15.84	3	Vertical	134	1.04	-
5785MHz	Pass	PK	11.56688G	60.42	74.00	-13.58	15.84	3	Vertical	134	1.04	-
5825MHz	Pass	AV	5.8298G	89.70	Inf	-Inf	6.10	3	Horizontal	302	1.01	-
5825MHz	Pass	PK	5.6438G	57.53	68.20	-10.67	5.62	3	Horizontal	302	1.01	-
5825MHz	Pass	PK	5.8298G	96.83	Inf	-Inf	6.10	3	Horizontal	302	1.01	-
5825MHz	Pass	PK	5.9426G	57.94	68.20	-10.26	6.39	3	Horizontal	302	1.01	-
5825MHz	Pass	AV	5.8298G	89.82	Inf	-Inf	6.10	3	Vertical	359	1.01	-
5825MHz	Pass	PK	5.6018G	57.61	68.20	-10.59	5.51	3	Vertical	359	1.01	-
5825MHz	Pass	PK	5.8178G	96.54	Inf	-Inf	6.07	3	Vertical	359	1.01	-
5825MHz	Pass	PK	5.9402G	57.70	68.20	-10.50	6.38	3	Vertical	359	1.01	-
5825MHz	Pass	AV	11.64976G	47.73	54.00	-6.27	15.74	3	Horizontal	161	2.13	-
5825MHz	Pass	PK	11.64874G	57.55	74.00	-16.45	15.74	3	Horizontal	161	2.13	-
5825MHz	Pass	AV	11.64982G	53.88	54.00	-0.12	15.74	3	Vertical	125	1.00	-
5825MHz	Pass	PK	11.64964G	61.37	74.00	-12.63	15.74	3	Vertical	125	1.00	-
802.11ac VHT20_Nss1,(MCS0)_1TX(Port1)	-	-	-	-	-	-	-	-	-	-	-	-
5180MHz	Pass	AV	5.1498G	49.35	54.00	-4.65	4.79	3	Horizontal	139	1.05	-
5180MHz	Pass	AV	5.1856G	91.73	Inf	-Inf	4.84	3	Horizontal	139	1.05	-
5180MHz	Pass	PK	5.1474G	58.32	74.00	-15.68	4.79	3	Horizontal	139	1.05	-
5180MHz	Pass	PK	5.1842G	98.83	Inf	-Inf	4.84	3	Horizontal	139	1.05	-
5180MHz	Pass	AV	5.1496G	48.95	54.00	-5.05	4.79	3	Vertical	354	1.03	-
5180MHz	Pass	AV	5.1852G	91.08	Inf	-Inf	4.84	3	Vertical	354	1.03	-
5180MHz	Pass	PK	5.1498G	58.98	74.00	-15.02	4.79	3	Vertical	354	1.03	-
5180MHz	Pass	PK	5.176G	98.41	Inf	-Inf	4.83	3	Vertical	354	1.03	-
5180MHz	Pass	AV	10.35982G	49.66	54.00	-4.34	15.17	3	Horizontal	25	2.09	-
5180MHz	Pass	PK	10.35946G	57.94	74.00	-16.06	15.17	3	Horizontal	25	2.09	-
5180MHz	Pass	AV	10.35994G	53.57	54.00	-0.43	15.17	3	Vertical	117	1.01	-
5180MHz	Pass	PK	10.35994G	59.97	74.00	-14.03	15.17	3	Vertical	117	1.01	-
5200MHz	Pass	AV	5.1104G	48.26	54.00	-5.74	4.73	3	Horizontal	21	1.01	-
5200MHz	Pass	AV	5.2056G	92.10	Inf	-Inf	4.87	3	Horizontal	21	1.01	-
5200MHz	Pass	PK	5.1424G	57.34	74.00	-16.66	4.78	3	Horizontal	21	1.01	-
5200MHz	Pass	PK	5.2048G	99.80	Inf	-Inf	4.87	3	Horizontal	21	1.01	-
5200MHz	Pass	AV	5.134G	48.32	54.00	-5.68	4.77	3	Vertical	19	1.05	-
5200MHz	Pass	AV	5.2044G	92.00	Inf	-Inf	4.87	3	Vertical	19	1.05	-
5200MHz	Pass	PK	5.1408G	57.71	74.00	-16.29	4.78	3	Vertical	19	1.05	-



Mode	Result	Type	Freq (Hz)	Level (dBuV/m)	Limit (dBuV/m)	Margin (dB)	Factor (dB)	Dist (m)	Condition	Azimuth (°)	Height (m)	Comments
5200MHz	Pass	PK	5.1956G	99.53	Inf	-Inf	4.85	3	Vertical	19	1.05	-
5200MHz	Pass	AV	15.60306G	50.73	54.00	-3.27	16.93	3	Horizontal	175	2.99	-
5200MHz	Pass	PK	15.60306G	60.30	74.00	-13.70	16.93	3	Horizontal	175	2.99	-
5200MHz	Pass	AV	15.59874G	53.02	54.00	-0.98	16.95	3	Vertical	177	1.03	-
5200MHz	Pass	PK	15.60042G	63.55	74.00	-10.45	16.94	3	Vertical	177	1.03	-
5240MHz	Pass	AV	5.1188G	47.91	54.00	-6.09	4.75	3	Horizontal	11	1.02	-
5240MHz	Pass	AV	5.2442G	94.24	Inf	-Inf	4.92	3	Horizontal	11	1.02	-
5240MHz	Pass	AV	5.36G	47.51	54.00	-6.49	5.07	3	Horizontal	11	1.02	-
5240MHz	Pass	PK	5.1032G	57.21	74.00	-16.79	4.72	3	Horizontal	11	1.02	-
5240MHz	Pass	PK	5.2406G	100.15	Inf	-Inf	4.91	3	Horizontal	11	1.02	-
5240MHz	Pass	PK	5.387G	56.46	74.00	-17.54	5.11	3	Horizontal	11	1.02	-
5240MHz	Pass	AV	5.1008G	48.17	54.00	-5.83	4.72	3	Vertical	25	1.15	-
5240MHz	Pass	AV	5.2442G	94.68	Inf	-Inf	4.92	3	Vertical	25	1.15	-
5240MHz	Pass	AV	5.3876G	47.28	54.00	-6.72	5.11	3	Vertical	25	1.15	-
5240MHz	Pass	PK	5.0954G	58.25	74.00	-15.75	4.71	3	Vertical	25	1.15	-
5240MHz	Pass	PK	5.2472G	101.45	Inf	-Inf	4.92	3	Vertical	25	1.15	-
5240MHz	Pass	PK	5.3714G	56.74	74.00	-17.26	5.09	3	Vertical	25	1.15	-
5240MHz	Pass	AV	15.72012G	51.07	54.00	-2.93	16.53	3	Horizontal	118	1.00	-
5240MHz	Pass	PK	15.71526G	60.77	74.00	-13.23	16.55	3	Horizontal	118	1.00	-
5240MHz	Pass	AV	15.72396G	53.30	54.00	-0.70	16.52	3	Vertical	176	1.02	-
5240MHz	Pass	PK	15.71478G	64.24	74.00	-9.76	16.55	3	Vertical	176	1.02	-
5260MHz	Pass	AV	5.137G	49.06	54.00	-4.94	4.77	3	Horizontal	0	3.40	-
5260MHz	Pass	AV	5.2552G	99.55	Inf	-Inf	4.93	3	Horizontal	0	3.40	-
5260MHz	Pass	AV	5.3842G	48.75	54.00	-5.25	5.11	3	Horizontal	0	3.40	-
5260MHz	Pass	PK	5.1112G	59.14	74.00	-14.86	4.74	3	Horizontal	0	3.40	-
5260MHz	Pass	PK	5.2672G	106.62	Inf	-Inf	4.95	3	Horizontal	0	3.40	-
5260MHz	Pass	PK	5.3878G	58.39	74.00	-15.61	5.11	3	Horizontal	0	3.40	-
5260MHz	Pass	AV	5.1436G	49.22	54.00	-4.78	4.78	3	Vertical	8	3.41	-
5260MHz	Pass	AV	5.2642G	99.70	Inf	-Inf	4.94	3	Vertical	8	3.41	-
5260MHz	Pass	AV	5.3668G	48.60	54.00	-5.40	5.08	3	Vertical	8	3.41	-
5260MHz	Pass	PK	5.1478G	59.65	74.00	-14.35	4.79	3	Vertical	8	3.41	-
5260MHz	Pass	PK	5.2672G	107.19	Inf	-Inf	4.95	3	Vertical	8	3.41	-
5260MHz	Pass	PK	5.3932G	58.29	74.00	-15.71	5.12	3	Vertical	8	3.41	-
5260MHz	Pass	AV	15.77784G	49.90	54.00	-4.10	16.33	3	Horizontal	1	1.03	-
5260MHz	Pass	PK	15.7794G	59.36	74.00	-14.64	16.32	3	Horizontal	1	1.03	-
5260MHz	Pass	AV	15.77514G	53.02	54.00	-0.98	16.34	3	Vertical	176	1.91	-
5260MHz	Pass	PK	15.77532G	62.95	74.00	-11.05	16.34	3	Vertical	176	1.91	-
5300MHz	Pass	AV	5.2948G	98.79	Inf	-Inf	4.98	3	Horizontal	11	1.05	-
5300MHz	Pass	AV	5.3516G	51.71	54.00	-2.29	5.06	3	Horizontal	11	1.05	-
5300MHz	Pass	PK	5.3072G	106.38	Inf	-Inf	5.00	3	Horizontal	11	1.05	-
5300MHz	Pass	PK	5.3572G	61.10	74.00	-12.90	5.07	3	Horizontal	11	1.05	-
5300MHz	Pass	AV	5.3072G	99.12	Inf	-Inf	5.00	3	Vertical	8	1.03	-
5300MHz	Pass	AV	5.352G	51.51	54.00	-2.49	5.06	3	Vertical	8	1.03	-
5300MHz	Pass	PK	5.3072G	106.54	Inf	-Inf	5.00	3	Vertical	8	1.03	-
5300MHz	Pass	PK	5.3528G	60.50	74.00	-13.50	5.06	3	Vertical	8	1.03	-
5300MHz	Pass	AV	10.60024G	47.70	54.00	-6.30	15.69	3	Horizontal	178	2.93	-
5300MHz	Pass	AV	15.89622G	50.17	54.00	-3.83	15.92	3	Horizontal	6	2.56	-
5300MHz	Pass	PK	10.59448G	57.25	74.00	-16.75	15.68	3	Horizontal	178	2.93	-
5300MHz	Pass	PK	15.90102G	59.61	74.00	-14.39	15.90	3	Horizontal	6	2.56	-



RSE TX above 1GHz Result – Dipole Antenna

Appendix E.3

Mode	Result	Type	Freq (Hz)	Level (dBuV/m)	Limit (dBuV/m)	Margin (dB)	Factor (dB)	Dist (m)	Condition	Azimuth (°)	Height (m)	Comments
5300MHz	Pass	AV	10.60006G	51.94	54.00	-2.06	15.69	3	Vertical	161	1.05	-
5300MHz	Pass	AV	15.89502G	51.78	54.00	-2.22	15.92	3	Vertical	176	2.05	-
5300MHz	Pass	PK	10.60006G	59.51	74.00	-14.49	15.69	3	Vertical	161	1.05	-
5300MHz	Pass	PK	15.88974G	61.77	74.00	-12.23	15.94	3	Vertical	176	2.05	-
5320MHz	Pass	AV	5.3242G	98.60	Inf	-Inf	5.02	3	Horizontal	14	1.03	-
5320MHz	Pass	AV	5.3506G	53.58	54.00	-0.42	5.06	3	Horizontal	14	1.03	-
5320MHz	Pass	PK	5.3272G	106.01	Inf	-Inf	5.03	3	Horizontal	14	1.03	-
5320MHz	Pass	PK	5.3506G	64.26	74.00	-9.74	5.06	3	Horizontal	14	1.03	-
5320MHz	Pass	AV	5.315G	98.91	Inf	-Inf	5.01	3	Vertical	12	1.01	-
5320MHz	Pass	AV	5.351G	53.72	54.00	-0.28	5.06	3	Vertical	12	1.01	-
5320MHz	Pass	PK	5.3146G	106.42	Inf	-Inf	5.01	3	Vertical	12	1.01	-
5320MHz	Pass	PK	5.351G	64.67	74.00	-9.33	5.06	3	Vertical	12	1.01	-
5320MHz	Pass	AV	10.63994G	50.32	54.00	-3.68	15.78	3	Horizontal	71	2.67	-
5320MHz	Pass	AV	15.9732G	48.75	54.00	-5.25	15.65	3	Horizontal	360	1.50	-
5320MHz	Pass	PK	10.63994G	57.83	74.00	-16.17	15.78	3	Horizontal	71	2.67	-
5320MHz	Pass	PK	15.9456G	57.87	74.00	-16.13	15.75	3	Horizontal	360	1.50	-
5320MHz	Pass	AV	10.64006G	52.92	54.00	-1.08	15.78	3	Vertical	131	1.03	-
5320MHz	Pass	AV	15.96456G	49.91	54.00	-4.09	15.68	3	Vertical	176	1.01	-
5320MHz	Pass	PK	10.63976G	59.77	74.00	-14.23	15.78	3	Vertical	131	1.03	-
5320MHz	Pass	PK	15.97212G	59.42	74.00	-14.58	15.66	3	Vertical	176	1.01	-
5500MHz	Pass	AV	5.4598G	52.08	54.00	-1.92	5.21	3	Horizontal	17	1.03	-
5500MHz	Pass	AV	5.4926G	99.18	Inf	-Inf	5.25	3	Horizontal	17	1.03	-
5500MHz	Pass	PK	5.4598G	63.35	74.00	-10.65	5.21	3	Horizontal	17	1.03	-
5500MHz	Pass	PK	5.4698G	67.07	68.20	-1.13	5.22	3	Horizontal	17	1.03	-
5500MHz	Pass	PK	5.4952G	106.60	Inf	-Inf	5.25	3	Horizontal	17	1.03	-
5500MHz	Pass	AV	5.46G	51.81	54.00	-2.19	5.21	3	Vertical	22	1.01	-
5500MHz	Pass	AV	5.4954G	99.68	Inf	-Inf	5.25	3	Vertical	22	1.01	-
5500MHz	Pass	PK	5.4598G	63.08	74.00	-10.92	5.21	3	Vertical	22	1.01	-
5500MHz	Pass	PK	5.4698G	67.29	68.20	-0.91	5.22	3	Vertical	22	1.01	-
5500MHz	Pass	PK	5.4952G	106.86	Inf	-Inf	5.25	3	Vertical	22	1.01	-
5500MHz	Pass	AV	10.99454G	48.01	54.00	-5.99	16.56	3	Horizontal	189	1.50	-
5500MHz	Pass	PK	11.0147G	57.86	74.00	-16.14	16.55	3	Horizontal	189	1.50	-
5500MHz	Pass	AV	10.99994G	51.90	54.00	-2.10	16.57	3	Vertical	99	2.13	-
5500MHz	Pass	PK	10.99988G	59.88	74.00	-14.12	16.57	3	Vertical	99	2.13	-
5580MHz	Pass	AV	5.4588G	48.18	54.00	-5.82	5.21	3	Horizontal	15	3.44	-
5580MHz	Pass	AV	5.5752G	95.19	Inf	-Inf	5.45	3	Horizontal	15	3.44	-
5580MHz	Pass	PK	5.451G	58.36	74.00	-15.64	5.20	3	Horizontal	15	3.44	-
5580MHz	Pass	PK	5.466G	57.47	68.20	-10.73	5.22	3	Horizontal	15	3.44	-
5580MHz	Pass	PK	5.5752G	102.36	Inf	-Inf	5.45	3	Horizontal	15	3.44	-
5580MHz	Pass	PK	5.7282G	57.54	68.20	-10.66	5.84	3	Horizontal	15	3.44	-
5580MHz	Pass	AV	5.451G	47.38	54.00	-6.62	5.20	3	Vertical	23	1.01	-
5580MHz	Pass	AV	5.5728G	93.76	Inf	-Inf	5.44	3	Vertical	23	1.01	-
5580MHz	Pass	PK	5.4402G	57.01	74.00	-16.99	5.18	3	Vertical	23	1.01	-
5580MHz	Pass	PK	5.4672G	57.07	68.20	-11.13	5.22	3	Vertical	23	1.01	-
5580MHz	Pass	PK	5.5752G	101.05	Inf	-Inf	5.45	3	Vertical	23	1.01	-
5580MHz	Pass	PK	5.7282G	57.39	68.20	-10.81	5.84	3	Vertical	23	1.01	-
5580MHz	Pass	AV	11.15994G	50.72	54.00	-3.28	16.37	3	Horizontal	139	1.01	-
5580MHz	Pass	PK	11.16636G	58.19	74.00	-15.81	16.36	3	Horizontal	139	1.01	-
5580MHz	Pass	AV	11.16G	53.81	54.00	-0.19	16.37	3	Vertical	104	2.77	-



RSE TX above 1GHz Result – Dipole Antenna

Appendix E.3

Mode	Result	Type	Freq (Hz)	Level (dBuV/m)	Limit (dBuV/m)	Margin (dB)	Factor (dB)	Dist (m)	Condition	Azimuth (°)	Height (m)	Comments
5580MHz	Pass	PK	11.15994G	59.99	74.00	-14.01	16.37	3	Vertical	104	2.77	-
5700MHz	Pass	AV	5.7044G	94.60	Inf	-Inf	5.78	3	Horizontal	20	3.46	-
5700MHz	Pass	PK	5.704G	101.56	Inf	-Inf	5.78	3	Horizontal	20	3.46	-
5700MHz	Pass	PK	5.7288G	68.07	68.20	-0.13	5.84	3	Horizontal	20	3.46	-
5700MHz	Pass	AV	5.7036G	92.73	Inf	-Inf	5.78	3	Vertical	0	1.13	-
5700MHz	Pass	PK	5.7072G	99.93	Inf	-Inf	5.79	3	Vertical	0	1.13	-
5700MHz	Pass	PK	5.7272G	67.85	68.20	-0.35	5.84	3	Vertical	0	1.13	-
5700MHz	Pass	AV	11.4G	48.47	54.00	-5.53	16.06	3	Horizontal	91	2.07	-
5700MHz	Pass	PK	11.40432G	57.60	74.00	-16.40	16.05	3	Horizontal	91	2.07	-
5700MHz	Pass	AV	11.39988G	49.45	54.00	-4.55	16.06	3	Vertical	179	2.43	-
5700MHz	Pass	PK	11.39988G	57.99	74.00	-16.01	16.06	3	Vertical	179	2.43	-
5720MHz Straddle 5.47-5.725GHz	Pass	AV	5.715G	100.00	Inf	-Inf	7.75	3	Horizontal	0	2.78	-
5720MHz Straddle 5.47-5.725GHz	Pass	PK	5.713G	107.63	Inf	-Inf	7.75	3	Horizontal	0	2.78	-
5720MHz Straddle 5.47-5.725GHz	Pass	PK	5.899G	60.70	68.20	-7.50	8.17	3	Horizontal	0	2.78	-
5720MHz Straddle 5.47-5.725GHz	Pass	AV	5.715G	98.28	Inf	-Inf	7.75	3	Vertical	28	2.34	-
5720MHz Straddle 5.47-5.725GHz	Pass	PK	5.712G	106.01	Inf	-Inf	7.75	3	Vertical	28	2.34	-
5720MHz Straddle 5.47-5.725GHz	Pass	PK	5.9G	61.07	68.20	-7.13	8.17	3	Vertical	28	2.34	-
5720MHz Straddle 5.47-5.725GHz	Pass	AV	11.43988G	48.03	54.00	-5.97	16.01	3	Horizontal	174	1.01	-
5720MHz Straddle 5.47-5.725GHz	Pass	PK	11.43988G	55.93	74.00	-18.07	16.01	3	Horizontal	174	1.01	-
5720MHz Straddle 5.47-5.725GHz	Pass	AV	11.43988G	53.61	54.00	-0.39	16.01	3	Vertical	102	1.00	-
5720MHz Straddle 5.47-5.725GHz	Pass	PK	11.43988G	60.29	74.00	-13.71	16.01	3	Vertical	102	1.00	-
5745MHz	Pass	AV	5.7402G	96.87	Inf	-Inf	5.87	3	Horizontal	22	1.01	-
5745MHz	Pass	PK	5.6406G	60.26	68.20	-7.94	5.62	3	Horizontal	22	1.01	-
5745MHz	Pass	PK	5.7522G	104.01	Inf	-Inf	5.90	3	Horizontal	22	1.01	-
5745MHz	Pass	PK	5.9346G	60.35	68.20	-7.85	6.37	3	Horizontal	22	1.01	-
5745MHz	Pass	AV	5.7486G	95.48	Inf	-Inf	5.89	3	Vertical	1	1.03	-
5745MHz	Pass	PK	5.5794G	60.03	68.20	-8.17	5.46	3	Vertical	1	1.03	-
5745MHz	Pass	PK	5.739G	102.40	Inf	-Inf	5.87	3	Vertical	1	1.03	-
5745MHz	Pass	PK	5.9718G	60.39	68.20	-7.81	6.46	3	Vertical	1	1.03	-
5745MHz	Pass	AV	11.48964G	49.22	54.00	-4.78	15.94	3	Horizontal	191	1.06	-
5745MHz	Pass	PK	11.48766G	58.18	74.00	-15.82	15.95	3	Horizontal	191	1.06	-
5745MHz	Pass	AV	11.49G	50.50	54.00	-3.50	15.94	3	Vertical	181	2.86	-
5745MHz	Pass	PK	11.48172G	59.43	74.00	-14.57	15.95	3	Vertical	181	2.86	-
5785MHz	Pass	AV	5.7802G	96.45	Inf	-Inf	5.97	3	Horizontal	21	1.03	-
5785MHz	Pass	PK	5.5402G	59.56	68.20	-8.64	5.36	3	Horizontal	21	1.03	-
5785MHz	Pass	PK	5.779G	103.72	Inf	-Inf	5.97	3	Horizontal	21	1.03	-
5785MHz	Pass	PK	5.9638G	60.49	68.20	-7.71	6.44	3	Horizontal	21	1.03	-
5785MHz	Pass	AV	5.7886G	94.73	Inf	-Inf	5.99	3	Vertical	359	1.02	-
5785MHz	Pass	PK	5.5642G	59.84	68.20	-8.36	5.42	3	Vertical	359	1.02	-
5785MHz	Pass	PK	5.791G	101.77	Inf	-Inf	6.00	3	Vertical	359	1.02	-
5785MHz	Pass	PK	5.983G	60.21	68.20	-7.99	6.49	3	Vertical	359	1.02	-
5785MHz	Pass	AV	11.56982G	49.58	54.00	-4.42	15.84	3	Horizontal	195	1.03	-
5785MHz	Pass	PK	11.57102G	58.25	74.00	-15.75	15.84	3	Horizontal	195	1.03	-
5785MHz	Pass	AV	11.57G	50.79	54.00	-3.21	15.84	3	Vertical	179	2.57	-
5785MHz	Pass	PK	11.56976G	58.52	74.00	-15.48	15.84	3	Vertical	179	2.57	-
5825MHz	Pass	AV	5.8298G	95.23	Inf	-Inf	6.10	3	Horizontal	22	3.48	-
5825MHz	Pass	PK	5.6174G	58.91	68.20	-9.29	5.56	3	Horizontal	22	3.48	-
5825MHz	Pass	PK	5.8322G	102.39	Inf	-Inf	6.10	3	Horizontal	22	3.48	-
5825MHz	Pass	PK	5.969G	60.54	68.20	-7.66	6.45	3	Horizontal	22	3.48	-



RSE TX above 1GHz Result – Dipole Antenna

Appendix E.3

Mode	Result	Type	Freq (Hz)	Level (dBuV/m)	Limit (dBuV/m)	Margin (dB)	Factor (dB)	Dist (m)	Condition	Azimuth (°)	Height (m)	Comments
5825MHz	Pass	AV	5.8286G	95.81	Inf	-Inf	6.09	3	Vertical	51	3.41	-
5825MHz	Pass	PK	5.5322G	59.31	68.20	-8.89	5.34	3	Vertical	51	3.41	-
5825MHz	Pass	PK	5.8286G	102.88	Inf	-Inf	6.09	3	Vertical	51	3.41	-
5825MHz	Pass	PK	5.9294G	59.85	68.20	-8.35	6.35	3	Vertical	51	3.41	-
5825MHz	Pass	AV	11.6499G	48.34	54.00	-5.66	15.74	3	Horizontal	181	1.02	-
5825MHz	Pass	PK	11.65088G	57.85	74.00	-16.15	15.74	3	Horizontal	181	1.02	-
5825MHz	Pass	AV	11.65004G	50.69	54.00	-3.31	15.74	3	Vertical	173	2.24	-
5825MHz	Pass	PK	11.65G	58.62	74.00	-15.38	15.74	3	Vertical	173	2.24	-
802.11ac VHT40_Nss1,(MCS0)_1TX(Port1)	-	-	-	-	-	-	-	-	-	-	-	-
5190MHz	Pass	AV	5.1492G	52.66	54.00	-1.34	4.79	3	Horizontal	355	1.08	-
5190MHz	Pass	AV	5.2036G	90.06	Inf	-Inf	4.86	3	Horizontal	355	1.08	-
5190MHz	Pass	PK	5.1484G	64.13	74.00	-9.87	4.79	3	Horizontal	355	1.08	-
5190MHz	Pass	PK	5.2G	97.69	Inf	-Inf	4.86	3	Horizontal	355	1.08	-
5190MHz	Pass	AV	5.1496G	53.49	54.00	-0.51	4.79	3	Vertical	3	3.50	-
5190MHz	Pass	AV	5.1988G	93.37	Inf	-Inf	4.86	3	Vertical	3	3.50	-
5190MHz	Pass	PK	5.148G	65.27	74.00	-8.73	4.79	3	Vertical	3	3.50	-
5190MHz	Pass	PK	5.1876G	100.87	Inf	-Inf	4.84	3	Vertical	3	3.50	-
5190MHz	Pass	AV	15.5745G	49.74	54.00	-4.26	17.03	3	Horizontal	0	1.50	-
5190MHz	Pass	PK	15.57306G	59.14	74.00	-14.86	17.04	3	Horizontal	0	1.50	-
5190MHz	Pass	AV	15.5793G	50.00	54.00	-4.00	17.02	3	Vertical	360	1.50	-
5190MHz	Pass	PK	15.56328G	60.34	74.00	-13.66	17.07	3	Vertical	360	1.50	-
5230MHz	Pass	AV	5.1484G	51.23	54.00	-2.77	4.79	3	Horizontal	8	1.01	-
5230MHz	Pass	AV	5.2388G	96.72	Inf	-Inf	4.91	3	Horizontal	8	1.01	-
5230MHz	Pass	PK	5.146G	61.05	74.00	-12.95	4.78	3	Horizontal	8	1.01	-
5230MHz	Pass	PK	5.24G	104.47	Inf	-Inf	4.91	3	Horizontal	8	1.01	-
5230MHz	Pass	AV	5.148G	50.45	54.00	-3.55	4.79	3	Vertical	1	3.41	-
5230MHz	Pass	AV	5.2412G	97.12	Inf	-Inf	4.91	3	Vertical	1	3.41	-
5230MHz	Pass	PK	5.1444G	60.51	74.00	-13.49	4.78	3	Vertical	1	3.41	-
5230MHz	Pass	PK	5.24G	104.67	Inf	-Inf	4.91	3	Vertical	1	3.41	-
5230MHz	Pass	AV	15.6834G	50.19	54.00	-3.81	16.66	3	Horizontal	360	1.50	-
5230MHz	Pass	PK	15.6671G	59.01	74.00	-14.99	16.71	3	Horizontal	360	1.50	-
5230MHz	Pass	AV	15.6969G	50.03	54.00	-3.97	16.61	3	Vertical	0	1.50	-
5230MHz	Pass	PK	15.7013G	58.84	74.00	-15.16	16.59	3	Vertical	0	1.50	-
5270MHz	Pass	AV	5.2788G	97.32	Inf	-Inf	4.96	3	Horizontal	8	1.01	-
5270MHz	Pass	AV	5.3504G	52.92	54.00	-1.08	5.06	3	Horizontal	8	1.01	-
5270MHz	Pass	PK	5.2804G	105.11	Inf	-Inf	4.96	3	Horizontal	8	1.01	-
5270MHz	Pass	PK	5.3528G	62.53	74.00	-11.47	5.06	3	Horizontal	8	1.01	-
5270MHz	Pass	AV	5.2788G	97.59	Inf	-Inf	4.96	3	Vertical	11	3.38	-
5270MHz	Pass	AV	5.3528G	50.87	54.00	-3.13	5.06	3	Vertical	11	3.38	-
5270MHz	Pass	PK	5.28G	105.27	Inf	-Inf	4.96	3	Vertical	11	3.38	-
5270MHz	Pass	PK	5.3528G	61.24	74.00	-12.76	5.06	3	Vertical	11	3.38	-
5270MHz	Pass	AV	15.82332G	49.64	54.00	-4.36	16.17	3	Horizontal	62	1.89	-
5270MHz	Pass	PK	15.82374G	59.28	74.00	-14.72	16.17	3	Horizontal	62	1.89	-
5270MHz	Pass	AV	15.81696G	51.81	54.00	-2.19	16.19	3	Vertical	164	1.02	-
5270MHz	Pass	PK	15.80736G	61.15	74.00	-12.85	16.23	3	Vertical	164	1.02	-
5310MHz	Pass	AV	5.322G	93.23	Inf	-Inf	5.02	3	Horizontal	8	1.04	-
5310MHz	Pass	AV	5.3504G	51.56	54.00	-2.44	5.06	3	Horizontal	8	1.04	-
5310MHz	Pass	PK	5.32G	100.85	Inf	-Inf	5.02	3	Horizontal	8	1.04	-
5310MHz	Pass	PK	5.3504G	63.62	74.00	-10.38	5.06	3	Horizontal	8	1.04	-



RSE TX above 1GHz Result – Dipole Antenna

Appendix E.3

Mode	Result	Type	Freq (Hz)	Level (dBuV/m)	Limit (dBuV/m)	Margin (dB)	Factor (dB)	Dist (m)	Condition	Azimuth (°)	Height (m)	Comments
5310MHz	Pass	AV	5.3216G	93.54	Inf	-Inf	5.02	3	Vertical	19	3.48	-
5310MHz	Pass	AV	5.352G	52.53	54.00	-1.47	5.06	3	Vertical	19	3.48	-
5310MHz	Pass	PK	5.3236G	101.16	Inf	-Inf	5.02	3	Vertical	19	3.48	-
5310MHz	Pass	PK	5.3516G	63.69	74.00	-10.31	5.06	3	Vertical	19	3.48	-
5310MHz	Pass	AV	10.61994G	50.10	54.00	-3.90	15.74	3	Horizontal	67	2.98	-
5310MHz	Pass	AV	15.9282G	48.79	54.00	-5.21	15.81	3	Horizontal	0	1.50	-
5310MHz	Pass	PK	10.61988G	57.53	74.00	-16.47	15.74	3	Horizontal	67	2.98	-
5310MHz	Pass	PK	15.92214G	59.03	74.00	-14.97	15.83	3	Horizontal	0	1.50	-
5310MHz	Pass	AV	10.61994G	50.88	54.00	-3.12	15.74	3	Vertical	147	1.02	-
5310MHz	Pass	AV	15.92634G	49.00	54.00	-5.00	15.81	3	Vertical	359	1.50	-
5310MHz	Pass	PK	10.62G	58.51	74.00	-15.49	15.74	3	Vertical	147	1.02	-
5310MHz	Pass	PK	15.93084G	57.99	74.00	-16.01	15.80	3	Vertical	359	1.50	-
5510MHz	Pass	AV	5.4596G	51.02	54.00	-2.98	5.21	3	Horizontal	17	1.02	-
5510MHz	Pass	AV	5.4992G	93.67	Inf	-Inf	5.26	3	Horizontal	17	1.02	-
5510MHz	Pass	PK	5.4572G	62.89	74.00	-11.11	5.20	3	Horizontal	17	1.02	-
5510MHz	Pass	PK	5.4664G	65.84	68.20	-2.36	5.22	3	Horizontal	17	1.02	-
5510MHz	Pass	PK	5.5052G	101.30	Inf	-Inf	5.27	3	Horizontal	17	1.02	-
5510MHz	Pass	AV	5.4596G	51.02	54.00	-2.98	5.21	3	Vertical	22	1.01	-
5510MHz	Pass	AV	5.4988G	93.47	Inf	-Inf	5.26	3	Vertical	22	1.01	-
5510MHz	Pass	PK	5.4596G	62.67	74.00	-11.33	5.21	3	Vertical	22	1.01	-
5510MHz	Pass	PK	5.4684G	65.89	68.20	-2.31	5.22	3	Vertical	22	1.01	-
5510MHz	Pass	PK	5.5076G	100.87	Inf	-Inf	5.28	3	Vertical	22	1.01	-
5510MHz	Pass	AV	11.02402G	48.41	54.00	-5.59	16.54	3	Horizontal	7	1.94	-
5510MHz	Pass	PK	11.01436G	58.87	74.00	-15.13	16.55	3	Horizontal	7	1.94	-
5510MHz	Pass	AV	11.02G	51.24	54.00	-2.76	16.54	3	Vertical	143	1.06	-
5510MHz	Pass	PK	11.01982G	58.45	74.00	-15.55	16.54	3	Vertical	143	1.06	-
5550MHz	Pass	AV	5.4592G	53.04	54.00	-0.96	5.21	3	Horizontal	17	1.03	-
5550MHz	Pass	AV	5.5392G	97.31	Inf	-Inf	5.36	3	Horizontal	17	1.03	-
5550MHz	Pass	PK	5.4588G	64.33	74.00	-9.67	5.21	3	Horizontal	17	1.03	-
5550MHz	Pass	PK	5.4688G	65.25	68.20	-2.95	5.22	3	Horizontal	17	1.03	-
5550MHz	Pass	PK	5.548G	104.78	Inf	-Inf	5.38	3	Horizontal	17	1.03	-
5550MHz	Pass	AV	5.4596G	53.05	54.00	-0.95	5.21	3	Vertical	23	1.01	-
5550MHz	Pass	AV	5.5392G	96.87	Inf	-Inf	5.36	3	Vertical	23	1.01	-
5550MHz	Pass	PK	5.4568G	62.33	74.00	-11.67	5.20	3	Vertical	23	1.01	-
5550MHz	Pass	PK	5.4688G	64.95	68.20	-3.25	5.22	3	Vertical	23	1.01	-
5550MHz	Pass	PK	5.5452G	103.89	Inf	-Inf	5.37	3	Vertical	23	1.01	-
5550MHz	Pass	AV	11.09418G	48.36	54.00	-5.64	16.45	3	Horizontal	360	1.50	-
5550MHz	Pass	PK	11.09976G	58.13	74.00	-15.87	16.44	3	Horizontal	360	1.50	-
5550MHz	Pass	AV	11.1G	51.97	54.00	-2.03	16.44	3	Vertical	84	1.00	-
5550MHz	Pass	PK	11.1G	59.20	74.00	-14.80	16.44	3	Vertical	84	1.00	-
5670MHz	Pass	AV	5.6784G	93.43	Inf	-Inf	5.71	3	Horizontal	25	1.02	-
5670MHz	Pass	PK	5.6676G	101.24	Inf	-Inf	5.69	3	Horizontal	25	1.02	-
5670MHz	Pass	PK	5.727G	67.08	68.20	-1.12	5.84	3	Horizontal	25	1.02	-
5670MHz	Pass	AV	5.6784G	91.72	Inf	-Inf	5.71	3	Vertical	49	3.43	-
5670MHz	Pass	PK	5.6676G	99.47	Inf	-Inf	5.69	3	Vertical	49	3.43	-
5670MHz	Pass	PK	5.7264G	63.42	68.20	-4.78	5.84	3	Vertical	49	3.43	-
5670MHz	Pass	AV	11.33976G	48.05	54.00	-5.95	16.14	3	Horizontal	342	2.15	-
5670MHz	Pass	PK	11.33976G	57.43	74.00	-16.57	16.14	3	Horizontal	342	2.15	-
5670MHz	Pass	AV	11.3397G	48.65	54.00	-5.35	16.14	3	Vertical	179	1.50	-



Mode	Result	Type	Freq (Hz)	Level (dBuV/m)	Limit (dBuV/m)	Margin (dB)	Factor (dB)	Dist (m)	Condition	Azimuth (°)	Height (m)	Comments
5670MHz	Pass	PK	11.33064G	57.03	74.00	-16.97	16.15	3	Vertical	179	1.50	-
5710MHz Straddle 5.47-5.725GHz	Pass	AV	5.4184G	48.82	54.00	-5.18	7.12	3	Horizontal	0	2.47	-
5710MHz Straddle 5.47-5.725GHz	Pass	AV	5.7004G	97.69	Inf	-Inf	7.72	3	Horizontal	0	2.47	-
5710MHz Straddle 5.47-5.725GHz	Pass	PK	5.4208G	59.78	74.00	-14.22	7.13	3	Horizontal	0	2.47	-
5710MHz Straddle 5.47-5.725GHz	Pass	PK	5.4688G	58.22	68.20	-9.98	7.22	3	Horizontal	0	2.47	-
5710MHz Straddle 5.47-5.725GHz	Pass	PK	5.7076G	105.85	Inf	-Inf	7.74	3	Horizontal	0	2.47	-
5710MHz Straddle 5.47-5.725GHz	Pass	PK	5.8636G	61.18	68.20	-7.02	8.09	3	Horizontal	0	2.47	-
5710MHz Straddle 5.47-5.725GHz	Pass	AV	5.4148G	48.67	54.00	-5.33	7.12	3	Vertical	27	2.19	-
5710MHz Straddle 5.47-5.725GHz	Pass	AV	5.7184G	91.00	Inf	-Inf	7.76	3	Vertical	27	2.19	-
5710MHz Straddle 5.47-5.725GHz	Pass	PK	5.4352G	58.84	74.00	-15.16	7.16	3	Vertical	27	2.19	-
5710MHz Straddle 5.47-5.725GHz	Pass	PK	5.4604G	57.88	68.20	-10.32	7.20	3	Vertical	27	2.19	-
5710MHz Straddle 5.47-5.725GHz	Pass	PK	5.7232G	99.13	Inf	-Inf	7.77	3	Vertical	27	2.19	-
5710MHz Straddle 5.47-5.725GHz	Pass	PK	5.9728G	60.65	68.20	-7.55	8.33	3	Vertical	27	2.19	-
5710MHz Straddle 5.47-5.725GHz	Pass	AV	11.41982G	47.00	54.00	-7.00	16.03	3	Horizontal	173	1.03	-
5710MHz Straddle 5.47-5.725GHz	Pass	PK	11.4065G	56.10	74.00	-17.90	16.05	3	Horizontal	173	1.03	-
5710MHz Straddle 5.47-5.725GHz	Pass	AV	11.41988G	53.85	54.00	-0.15	16.03	3	Vertical	103	1.02	-
5710MHz Straddle 5.47-5.725GHz	Pass	PK	11.41982G	62.91	74.00	-11.09	16.03	3	Vertical	103	1.02	-
5755MHz	Pass	AV	5.7442G	94.84	Inf	-Inf	5.88	3	Horizontal	22	3.40	-
5755MHz	Pass	PK	5.6494G	62.41	68.20	-5.79	5.64	3	Horizontal	22	3.40	-
5755MHz	Pass	PK	5.7526G	102.24	Inf	-Inf	5.90	3	Horizontal	22	3.40	-
5755MHz	Pass	PK	5.9374G	60.41	68.20	-7.79	6.37	3	Horizontal	22	3.40	-
5755MHz	Pass	AV	5.7634G	94.92	Inf	-Inf	5.93	3	Vertical	42	3.49	-
5755MHz	Pass	PK	5.6434G	61.65	68.20	-6.55	5.62	3	Vertical	42	3.49	-
5755MHz	Pass	PK	5.7526G	102.38	Inf	-Inf	5.90	3	Vertical	42	3.49	-
5755MHz	Pass	PK	5.983G	60.69	68.20	-7.51	6.49	3	Vertical	42	3.49	-
5755MHz	Pass	AV	11.50988G	48.01	54.00	-5.99	15.92	3	Horizontal	343	1.01	-
5755MHz	Pass	PK	11.49704G	57.49	74.00	-16.51	15.93	3	Horizontal	343	1.01	-
5755MHz	Pass	AV	11.51G	48.82	54.00	-5.18	15.92	3	Vertical	171	1.50	-
5755MHz	Pass	PK	11.4992G	58.38	74.00	-15.62	15.93	3	Vertical	171	1.50	-
5795MHz	Pass	AV	5.7842G	94.05	Inf	-Inf	5.98	3	Horizontal	17	1.03	-
5795MHz	Pass	PK	5.6366G	60.44	68.20	-7.76	5.61	3	Horizontal	17	1.03	-
5795MHz	Pass	PK	5.7926G	101.34	Inf	-Inf	6.00	3	Horizontal	17	1.03	-
5795MHz	Pass	PK	5.9354G	60.96	68.20	-7.24	6.37	3	Horizontal	17	1.03	-
5795MHz	Pass	AV	5.7842G	91.59	Inf	-Inf	5.98	3	Vertical	42	1.33	-
5795MHz	Pass	PK	5.6486G	59.99	68.20	-8.21	5.64	3	Vertical	42	1.33	-
5795MHz	Pass	PK	5.7926G	99.12	Inf	-Inf	6.00	3	Vertical	42	1.33	-
5795MHz	Pass	PK	5.9618G	60.17	68.20	-8.03	6.43	3	Vertical	42	1.33	-
5795MHz	Pass	AV	11.58988G	48.43	54.00	-5.57	15.81	3	Horizontal	151	1.03	-
5795MHz	Pass	PK	11.58706G	57.48	74.00	-16.52	15.82	3	Horizontal	151	1.03	-
5795MHz	Pass	AV	11.58976G	50.42	54.00	-3.58	15.82	3	Vertical	175	2.32	-
5795MHz	Pass	PK	11.59018G	59.25	74.00	-14.75	15.81	3	Vertical	175	2.32	-
802.11ac VHT80_Nss1,(MCS0)_1TX(Port1)	-	-	-	-	-	-	-	-	-	-	-	-
5210MHz	Pass	AV	5.149G	52.77	54.00	-1.23	4.79	3	Horizontal	6	1.06	-
5210MHz	Pass	AV	5.213G	88.52	Inf	-Inf	4.88	3	Horizontal	6	1.06	-
5210MHz	Pass	AV	5.454G	50.27	54.00	-3.73	5.20	3	Horizontal	6	1.06	-
5210MHz	Pass	PK	5.149G	61.02	74.00	-12.98	4.79	3	Horizontal	6	1.06	-
5210MHz	Pass	PK	5.223G	96.33	Inf	-Inf	4.89	3	Horizontal	6	1.06	-
5210MHz	Pass	PK	5.439G	58.45	74.00	-15.55	5.18	3	Horizontal	6	1.06	-
5210MHz	Pass	AV	5.148G	52.85	54.00	-1.15	4.79	3	Vertical	0	3.49	-



Mode	Result	Type	Freq (Hz)	Level (dBuV/m)	Limit (dBuV/m)	Margin (dB)	Factor (dB)	Dist (m)	Condition	Azimuth (°)	Height (m)	Comments
5210MHz	Pass	AV	5.204G	90.33	Inf	-Inf	4.87	3	Vertical	0	3.49	-
5210MHz	Pass	AV	5.413G	50.67	54.00	-3.33	5.15	3	Vertical	0	3.49	-
5210MHz	Pass	PK	5.148G	61.88	74.00	-12.12	4.79	3	Vertical	0	3.49	-
5210MHz	Pass	PK	5.203G	98.40	Inf	-Inf	4.86	3	Vertical	0	3.49	-
5210MHz	Pass	PK	5.361G	58.89	74.00	-15.11	5.08	3	Vertical	0	3.49	-
5210MHz	Pass	AV	15.6219G	48.75	54.00	-5.25	16.87	3	Horizontal	0	1.50	-
5210MHz	Pass	PK	15.62718G	60.06	74.00	-13.94	16.85	3	Horizontal	0	1.50	-
5210MHz	Pass	AV	15.62196G	47.98	54.00	-6.02	16.87	3	Vertical	360	1.50	-
5210MHz	Pass	PK	15.62034G	58.98	74.00	-15.02	16.87	3	Vertical	360	1.50	-
5290MHz	Pass	AV	5.113G	50.90	54.00	-3.10	4.74	3	Horizontal	3	1.06	-
5290MHz	Pass	AV	5.293G	89.22	Inf	-Inf	4.98	3	Horizontal	3	1.06	-
5290MHz	Pass	AV	5.361G	53.42	54.00	-0.58	5.08	3	Horizontal	3	1.06	-
5290MHz	Pass	PK	5.126G	60.01	74.00	-13.99	4.76	3	Horizontal	3	1.06	-
5290MHz	Pass	PK	5.303G	97.21	Inf	-Inf	4.99	3	Horizontal	3	1.06	-
5290MHz	Pass	PK	5.525G	58.94	68.20	-9.26	5.32	3	Horizontal	3	1.06	-
5290MHz	Pass	AV	5.05G	50.83	54.00	-3.17	4.65	3	Vertical	12	3.49	-
5290MHz	Pass	AV	5.312G	90.50	Inf	-Inf	5.01	3	Vertical	12	3.49	-
5290MHz	Pass	AV	5.351G	53.78	54.00	-0.22	5.06	3	Vertical	12	3.49	-
5290MHz	Pass	PK	5.049G	59.64	74.00	-14.36	4.65	3	Vertical	12	3.49	-
5290MHz	Pass	PK	5.303G	97.71	Inf	-Inf	4.99	3	Vertical	12	3.49	-
5290MHz	Pass	PK	5.529G	59.19	68.20	-9.01	5.33	3	Vertical	12	3.49	-
5290MHz	Pass	AV	15.8667G	48.11	54.00	-5.89	16.02	3	Horizontal	360	1.50	-
5290MHz	Pass	PK	15.85704G	58.84	74.00	-15.16	16.05	3	Horizontal	360	1.50	-
5290MHz	Pass	AV	15.87636G	48.18	54.00	-5.82	15.99	3	Vertical	0	1.50	-
5290MHz	Pass	PK	15.86694G	58.58	74.00	-15.42	16.02	3	Vertical	0	1.50	-
5530MHz	Pass	AV	5.46G	52.11	54.00	-1.89	5.21	3	Horizontal	12	3.48	-
5530MHz	Pass	AV	5.523G	90.55	Inf	-Inf	5.32	3	Horizontal	12	3.48	-
5530MHz	Pass	PK	5.291G	59.06	68.20	-9.14	4.98	3	Horizontal	12	3.48	-
5530MHz	Pass	PK	5.469G	61.73	68.20	-6.47	5.22	3	Horizontal	12	3.48	-
5530MHz	Pass	PK	5.523G	98.52	Inf	-Inf	5.32	3	Horizontal	12	3.48	-
5530MHz	Pass	PK	5.759G	59.33	68.20	-8.87	5.92	3	Horizontal	12	3.48	-
5530MHz	Pass	AV	5.46G	51.95	54.00	-2.05	5.21	3	Vertical	18	1.02	-
5530MHz	Pass	AV	5.503G	90.00	Inf	-Inf	5.27	3	Vertical	18	1.02	-
5530MHz	Pass	PK	5.315G	59.55	68.20	-8.65	5.01	3	Vertical	18	1.02	-
5530MHz	Pass	PK	5.468G	62.98	68.20	-5.22	5.22	3	Vertical	18	1.02	-
5530MHz	Pass	PK	5.503G	98.06	Inf	-Inf	5.27	3	Vertical	18	1.02	-
5530MHz	Pass	PK	5.757G	59.85	68.20	-8.35	5.91	3	Vertical	18	1.02	-
5530MHz	Pass	AV	11.05994G	48.59	54.00	-5.41	16.49	3	Horizontal	179	2.20	-
5530MHz	Pass	PK	11.05514G	58.26	74.00	-15.74	16.50	3	Horizontal	179	2.20	-
5530MHz	Pass	AV	11.05976G	50.65	54.00	-3.35	16.49	3	Vertical	107	2.95	-
5530MHz	Pass	PK	11.05976G	59.45	74.00	-14.55	16.49	3	Vertical	107	2.95	-
5610MHz	Pass	AV	5.46G	53.71	54.00	-0.29	5.21	3	Horizontal	15	1.03	-
5610MHz	Pass	AV	5.604G	93.93	Inf	-Inf	5.52	3	Horizontal	15	1.03	-
5610MHz	Pass	PK	5.46G	61.77	74.00	-12.23	5.21	3	Horizontal	15	1.03	-
5610MHz	Pass	PK	5.465G	62.45	68.20	-5.75	5.21	3	Horizontal	15	1.03	-
5610MHz	Pass	PK	5.603G	101.89	Inf	-Inf	5.52	3	Horizontal	15	1.03	-
5610MHz	Pass	PK	5.727G	65.57	68.20	-2.63	5.84	3	Horizontal	15	1.03	-
5610MHz	Pass	AV	5.458G	53.36	54.00	-0.64	5.21	3	Vertical	16	1.06	-
5610MHz	Pass	AV	5.604G	92.26	Inf	-Inf	5.52	3	Vertical	16	1.06	-



RSE TX above 1GHz Result – Dipole Antenna

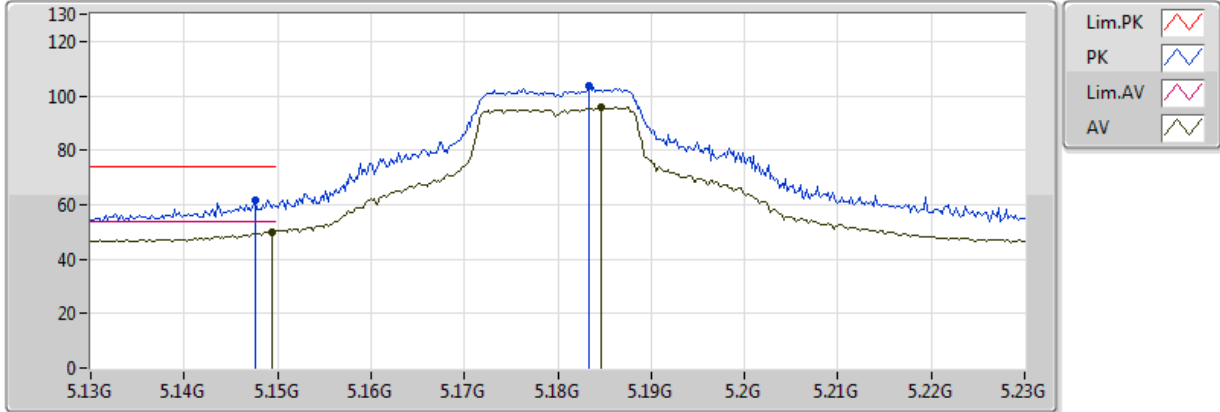
Appendix E.3

Mode	Result	Type	Freq (Hz)	Level (dBuV/m)	Limit (dBuV/m)	Margin (dB)	Factor (dB)	Dist (m)	Condition	Azimuth (°)	Height (m)	Comments
5610MHz	Pass	PK	5.46G	62.12	74.00	-11.88	5.21	3	Vertical	16	1.06	-
5610MHz	Pass	PK	5.463G	63.16	68.20	-5.04	5.21	3	Vertical	16	1.06	-
5610MHz	Pass	PK	5.583G	100.19	Inf	-Inf	5.47	3	Vertical	16	1.06	-
5610MHz	Pass	PK	5.732G	63.48	68.20	-4.72	5.85	3	Vertical	16	1.06	-
5610MHz	Pass	AV	11.21304G	48.50	54.00	-5.50	16.30	3	Horizontal	175	1.04	-
5610MHz	Pass	PK	11.21964G	58.04	74.00	-15.96	16.29	3	Horizontal	175	1.04	-
5610MHz	Pass	AV	11.21988G	52.43	54.00	-1.57	16.29	3	Vertical	85	1.06	-
5610MHz	Pass	PK	11.21994G	58.70	74.00	-15.30	16.29	3	Vertical	85	1.06	-
5690MHz Straddle 5.47-5.725GHz	Pass	AV	5.4584G	52.07	54.00	-1.93	7.20	3	Horizontal	0	2.46	-
5690MHz Straddle 5.47-5.725GHz	Pass	AV	5.6876G	95.15	Inf	-Inf	7.69	3	Horizontal	0	2.46	-
5690MHz Straddle 5.47-5.725GHz	Pass	PK	5.4308G	60.94	74.00	-13.06	7.15	3	Horizontal	0	2.46	-
5690MHz Straddle 5.47-5.725GHz	Pass	PK	5.4656G	60.58	68.20	-7.62	7.21	3	Horizontal	0	2.46	-
5690MHz Straddle 5.47-5.725GHz	Pass	PK	5.6828G	103.20	Inf	-Inf	7.68	3	Horizontal	0	2.46	-
5690MHz Straddle 5.47-5.725GHz	Pass	PK	5.8544G	64.40	68.20	-3.80	8.07	3	Horizontal	0	2.46	-
5690MHz Straddle 5.47-5.725GHz	Pass	AV	5.414G	48.04	54.00	-5.96	7.12	3	Vertical	25	2.56	-
5690MHz Straddle 5.47-5.725GHz	Pass	AV	5.6876G	88.48	Inf	-Inf	7.69	3	Vertical	25	2.56	-
5690MHz Straddle 5.47-5.725GHz	Pass	PK	5.4548G	59.00	74.00	-15.00	7.19	3	Vertical	25	2.56	-
5690MHz Straddle 5.47-5.725GHz	Pass	PK	5.468G	58.05	68.20	-10.15	7.22	3	Vertical	25	2.56	-
5690MHz Straddle 5.47-5.725GHz	Pass	PK	5.684G	100.75	Inf	-Inf	7.68	3	Vertical	25	2.56	-
5690MHz Straddle 5.47-5.725GHz	Pass	PK	5.8544G	64.13	68.20	-4.07	8.07	3	Vertical	25	2.56	-
5690MHz Straddle 5.47-5.725GHz	Pass	AV	11.37988G	46.67	54.00	-7.33	15.86	3	Horizontal	175	1.01	-
5690MHz Straddle 5.47-5.725GHz	Pass	PK	11.37364G	55.41	74.00	-18.59	15.86	3	Horizontal	175	1.01	-
5690MHz Straddle 5.47-5.725GHz	Pass	AV	11.37988G	53.34	54.00	-0.66	15.86	3	Vertical	87	1.02	-
5690MHz Straddle 5.47-5.725GHz	Pass	PK	11.38G	59.80	74.00	-14.20	15.85	3	Vertical	87	1.02	-
5775MHz	Pass	AV	5.769G	91.64	Inf	-Inf	5.94	3	Horizontal	20	1.06	-
5775MHz	Pass	PK	5.6514G	65.88	69.24	-3.35	5.64	3	Horizontal	20	1.06	-
5775MHz	Pass	PK	5.7678G	99.45	Inf	-Inf	5.94	3	Horizontal	20	1.06	-
5775MHz	Pass	PK	5.9418G	60.02	68.20	-8.18	6.38	3	Horizontal	20	1.06	-
5775MHz	Pass	AV	5.769G	90.35	Inf	-Inf	5.94	3	Vertical	355	1.02	-
5775MHz	Pass	PK	5.6454G	63.27	68.20	-4.93	5.63	3	Vertical	355	1.02	-
5775MHz	Pass	PK	5.7678G	98.14	Inf	-Inf	5.94	3	Vertical	355	1.02	-
5775MHz	Pass	PK	5.9406G	61.10	68.20	-7.10	6.38	3	Vertical	355	1.02	-
5775MHz	Pass	AV	11.54982G	49.19	54.00	-4.81	15.87	3	Horizontal	190	1.01	-
5775MHz	Pass	PK	11.55024G	57.08	74.00	-16.92	15.87	3	Horizontal	190	1.01	-
5775MHz	Pass	AV	11.54976G	49.69	54.00	-4.31	15.87	3	Vertical	178	2.13	-
5775MHz	Pass	PK	11.55222G	57.64	74.00	-16.36	15.86	3	Vertical	178	2.13	-

802.11a_Nss1,(6Mbps)_1TX(Port1)

5180MHz_TX

15/12/2017

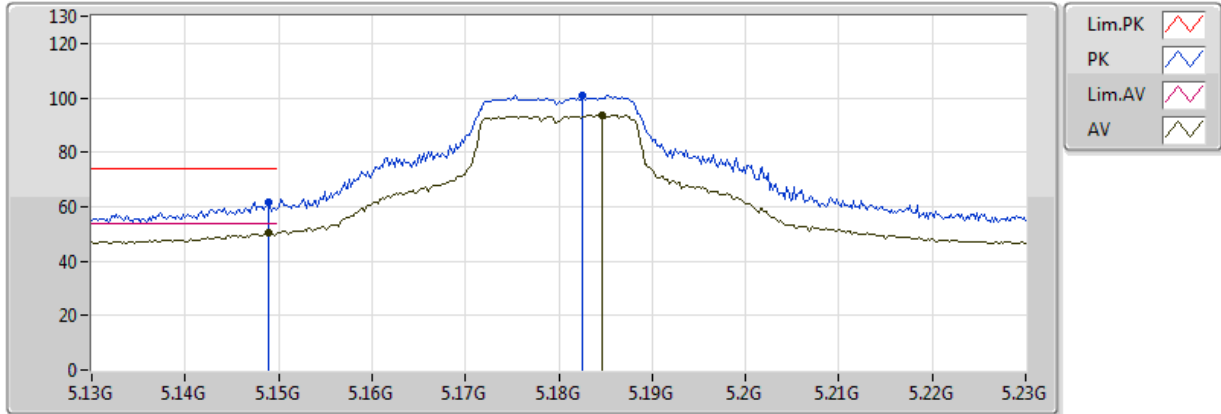


Type	Freq (Hz)	Level (dBuV/m)	Limit (dBuV/m)	Margin (dB)	Factor (dB)	Dist (m)	Condition	Azimuth (°)	Height (m)	Comments	Raw (dBuV)	AF (dB)	CL (dB)	PA (dB)
AV	5.1494G	49.98	54.00	-4.02	4.79	3	Vertical	355	3.69	-	45.19	31.62	8.37	35.21
AV	5.1846G	95.62	Inf	-Inf	4.84	3	Vertical	355	3.69	-	90.78	31.65	8.39	35.20
PK	5.1476G	61.82	74.00	-12.18	4.79	3	Vertical	355	3.69	-	57.03	31.62	8.37	35.21
PK	5.1834G	103.48	Inf	-Inf	4.84	3	Vertical	355	3.69	-	98.64	31.65	8.39	35.20

802.11a_Nss1,(6Mbps)_1TX(Port1)

5180MHz_TX

15/12/2017



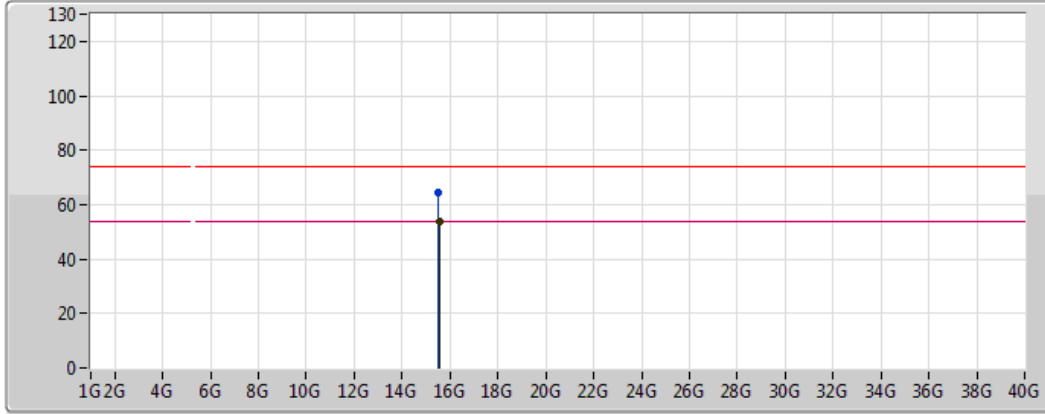
Type	Freq (Hz)	Level (dBuV/m)	Limit (dBuV/m)	Margin (dB)	Factor (dB)	Dist (m)	Condition	Azimuth (°)	Height (m)	Comments	Raw (dBuV)	AF (dB)	CL (dB)	PA (dB)
AV	5.149G	50.29	54.00	-3.71	4.79	3	Horizontal	359	1.07	-	45.50	31.62	8.37	35.21
AV	5.1846G	93.55	Inf	-Inf	4.84	3	Horizontal	359	1.07	-	88.72	31.65	8.39	35.20
PK	5.149G	61.57	74.00	-12.43	4.79	3	Horizontal	359	1.07	-	56.78	31.62	8.37	35.21
PK	5.1826G	100.73	Inf	-Inf	4.84	3	Horizontal	359	1.07	-	95.90	31.65	8.39	35.20



802.11a_Nss1,(6Mbps)_1TX(Port1)

5180MHz_TX

15/12/2017



Legend for plot:

- Lim.PK
- PK
- Lim.AV
- AV

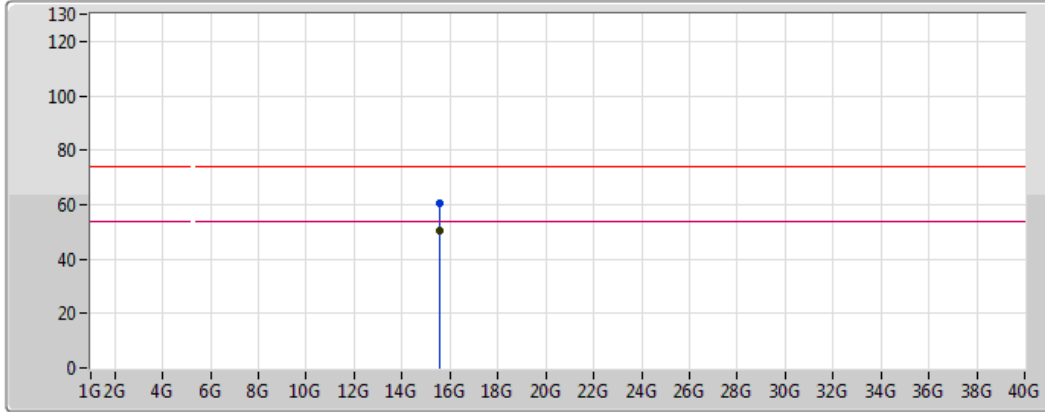
Type	Freq (Hz)	Level (dBuV/m)	Limit (dBuV/m)	Margin (dB)	Factor (dB)	Dist (m)	Condition	Azimuth (°)	Height (m)	Comments	Raw (dBuV)	AF (dB)	CL (dB)	PA (dB)
AV	15.5418G	53.73	54.00	-0.27	17.15	3	Vertical	158	2.05	-	36.58	38.86	13.72	35.43
PK	15.53568G	64.35	74.00	-9.65	17.17	3	Vertical	158	2.05	-	47.18	38.88	13.71	35.43



802.11a_Nss1,(6Mbps)_1TX(Port1)

5180MHz_TX

15/12/2017

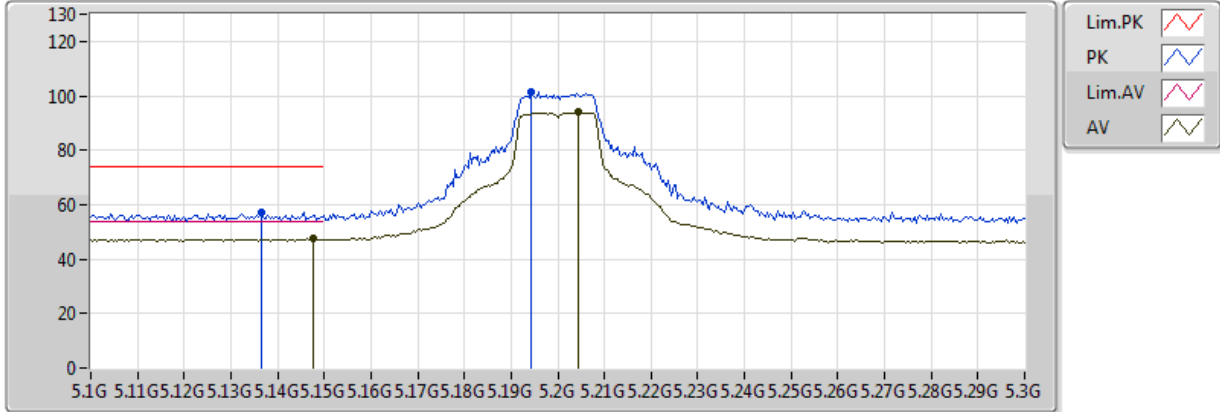


Type	Freq (Hz)	Level (dBuV/m)	Limit (dBuV/m)	Margin (dB)	Factor (dB)	Dist (m)	Condition	Azimuth (°)	Height (m)	Comments	Raw (dBuV)	AF (dB)	CL (dB)	PA (dB)
AV	15.54282G	50.66	54.00	-3.34	17.14	3	Horizontal	188	2.32	-	33.52	38.85	13.72	35.43
PK	15.5448G	60.65	74.00	-13.35	17.13	3	Horizontal	188	2.32	-	43.51	38.85	13.72	35.44

802.11a_Nss1,(6Mbps)_1TX(Port1)

5200MHz_TX

15/12/2017

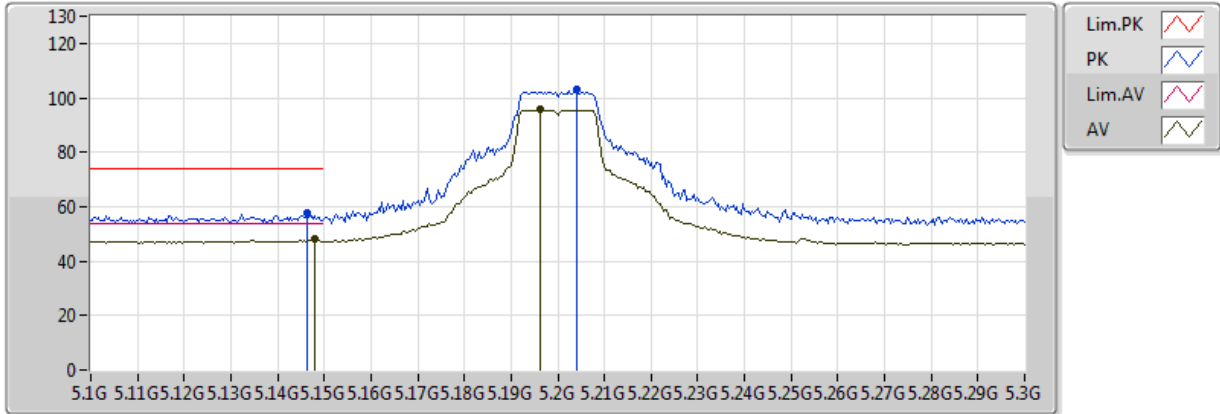


Type	Freq (Hz)	Level (dBuV/m)	Limit (dBuV/m)	Margin (dB)	Factor (dB)	Dist (m)	Condition	Azimuth (°)	Height (m)	Comments	Raw (dBuV)	AF (dB)	CL (dB)	PA (dB)
AV	5.1476G	47.50	54.00	-6.50	4.79	3	Vertical	356	1.02	-	42.71	31.62	8.37	35.21
AV	5.2044G	93.90	Inf	-Inf	4.87	3	Vertical	356	1.02	-	89.04	31.66	8.40	35.20
PK	5.1364G	57.20	74.00	-16.80	4.77	3	Vertical	356	1.02	-	52.43	31.61	8.37	35.21
PK	5.1944G	101.25	Inf	-Inf	4.85	3	Vertical	356	1.02	-	96.40	31.66	8.40	35.20

802.11a_Nss1,(6Mbps)_1TX(Port1)

5200MHz_TX

15/12/2017



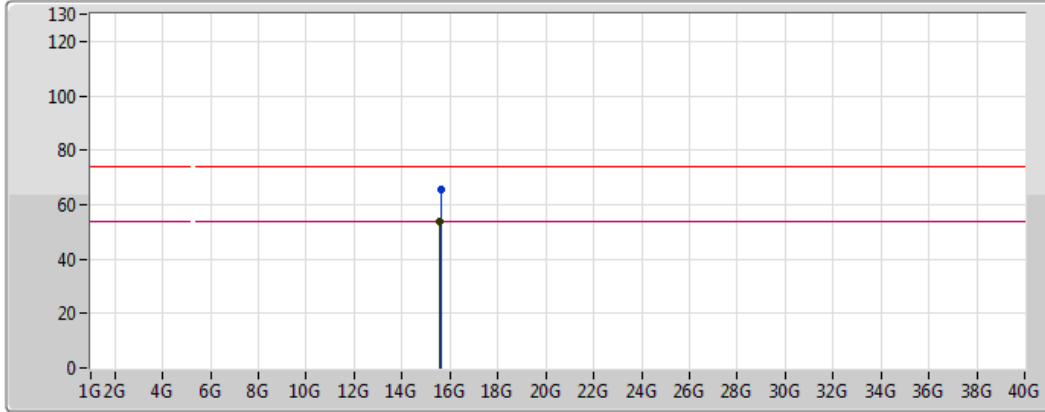
Type	Freq (Hz)	Level (dBuV/m)	Limit (dBuV/m)	Margin (dB)	Factor (dB)	Dist (m)	Condition	Azimuth (°)	Height (m)	Comments	Raw (dBuV)	AF (dB)	CL (dB)	PA (dB)
AV	5.148G	47.98	54.00	-6.02	4.79	3	Horizontal	360	1.00	-	43.19	31.62	8.37	35.21
AV	5.1964G	95.65	Inf	-Inf	4.85	3	Horizontal	360	1.00	-	90.79	31.66	8.40	35.20
PK	5.1464G	57.79	74.00	-16.21	4.78	3	Horizontal	360	1.00	-	53.01	31.62	8.37	35.21
PK	5.204G	102.84	Inf	-Inf	4.87	3	Horizontal	360	1.00	-	97.97	31.66	8.40	35.20



802.11a_Nss1,(6Mbps)_1TX(Port1)

5200MHz_TX

15/12/2017



Lim.PK	
PK	
Lim.AV	
AV	

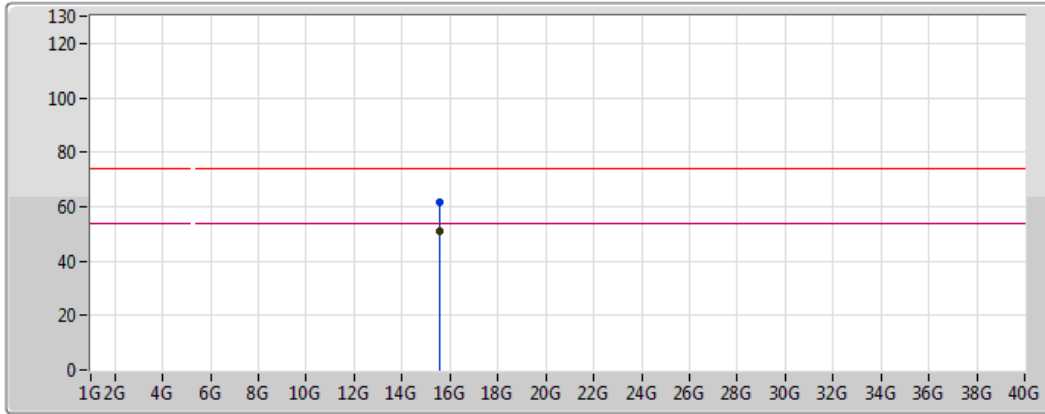
Type	Freq (Hz)	Level (dBuV/m)	Limit (dBuV/m)	Margin (dB)	Factor (dB)	Dist (m)	Condition	Azimuth (°)	Height (m)	Comments	Raw (dBuV)	AF (dB)	CL (dB)	PA (dB)
AV	15.59682G	53.86	54.00	-0.14	16.96	3	Vertical	155	1.95	-	36.90	38.67	13.78	35.49
PK	15.6012G	65.37	74.00	-8.63	16.94	3	Vertical	155	1.95	-	48.43	38.66	13.78	35.50



802.11a_Nss1,(6Mbps)_1TX(Port1)

5200MHz_TX

15/12/2017



Legend for plot:

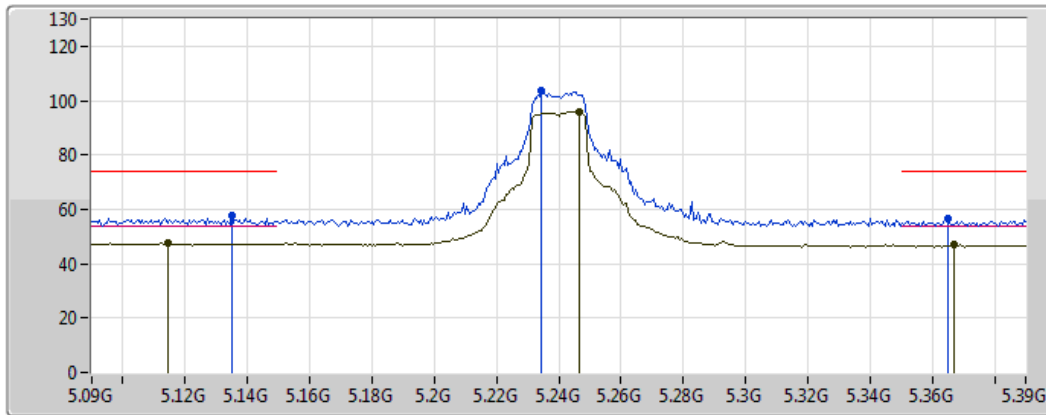
- Lim.PK
- PK
- Lim.AV
- AV

Type	Freq (Hz)	Level (dBuV/m)	Limit (dBuV/m)	Margin (dB)	Factor (dB)	Dist (m)	Condition	Azimuth (°)	Height (m)	Comments	Raw (dBuV)	AF (dB)	CL (dB)	PA (dB)
AV	15.59574G	51.05	54.00	-2.95	16.96	3	Horizontal	193	1.02	-	34.10	38.67	13.78	35.49
PK	15.59316G	61.85	74.00	-12.15	16.97	3	Horizontal	193	1.02	-	44.88	38.68	13.77	35.49

802.11a_Nss1,(6Mbps)_1TX(Port1)

5240MHz_TX

15/12/2017

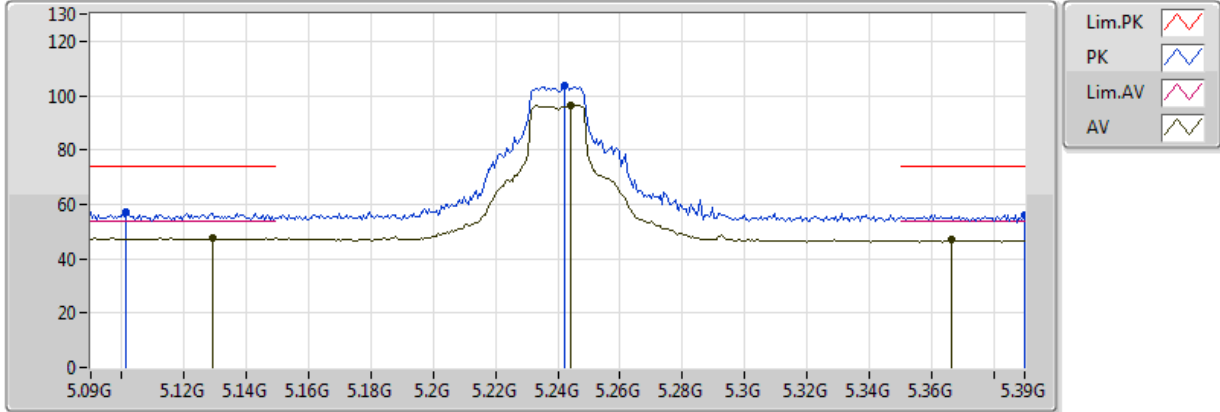


Type	Freq (Hz)	Level (dBuV/m)	Limit (dBuV/m)	Margin (dB)	Factor (dB)	Dist (m)	Condition	Azimuth (°)	Height (m)	Comments	Raw (dBuV)	AF (dB)	CL (dB)	PA (dB)
AV	5.1146G	47.49	54.00	-6.51	4.74	3	Vertical	2	1.01	-	42.75	31.59	8.36	35.21
AV	5.2466G	95.82	Inf	-Inf	4.92	3	Vertical	2	1.01	-	90.90	31.70	8.42	35.20
AV	5.3672G	46.96	54.00	-7.04	5.08	3	Vertical	2	1.01	-	41.87	31.79	8.47	35.18
PK	5.135G	57.80	74.00	-16.20	4.77	3	Vertical	2	1.01	-	53.03	31.61	8.37	35.21
PK	5.2346G	103.56	Inf	-Inf	4.90	3	Vertical	2	1.01	-	98.65	31.69	8.41	35.20
PK	5.3648G	56.43	74.00	-17.57	5.08	3	Vertical	2	1.01	-	51.35	31.79	8.47	35.18

802.11a_Nss1,(6Mbps)_1TX(Port1)

5240MHz_TX

15/12/2017



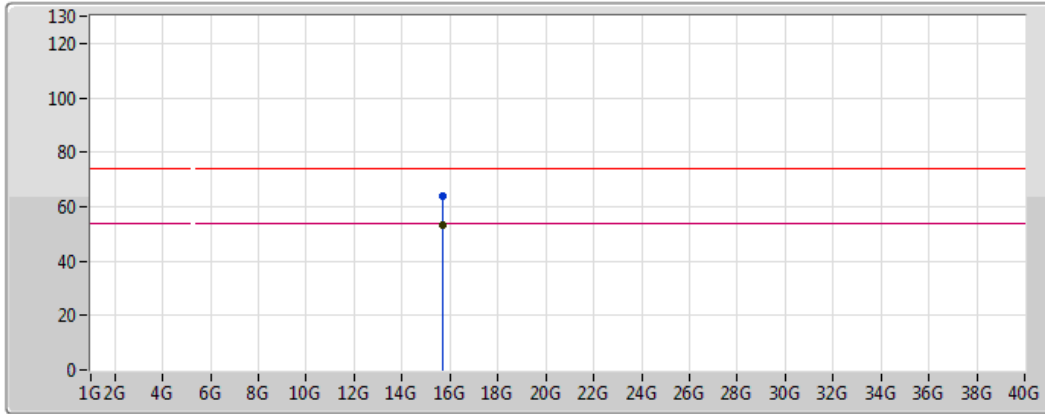
Type	Freq (Hz)	Level (dBuV/m)	Limit (dBuV/m)	Margin (dB)	Factor (dB)	Dist (m)	Condition	Azimuth (°)	Height (m)	Comments	Raw (dBuV)	AF (dB)	CL (dB)	PA (dB)
AV	5.129G	47.51	54.00	-6.49	4.76	3	Horizontal	357	1.00	-	42.75	31.60	8.36	35.21
AV	5.2442G	96.49	Inf	-Inf	4.92	3	Horizontal	357	1.00	-	91.57	31.70	8.42	35.20
AV	5.3666G	46.87	54.00	-7.13	5.08	3	Horizontal	357	1.00	-	41.79	31.79	8.47	35.18
PK	5.1014G	57.03	74.00	-16.97	4.72	3	Horizontal	357	1.00	-	52.31	31.58	8.35	35.21
PK	5.2424G	103.80	Inf	-Inf	4.92	3	Horizontal	357	1.00	-	98.89	31.69	8.42	35.20
PK	5.39G	56.06	74.00	-17.94	5.12	3	Horizontal	357	1.00	-	50.94	31.81	8.48	35.18



802.11a_Nss1,(6Mbps)_1TX(Port1)

5240MHz_TX

15/12/2017



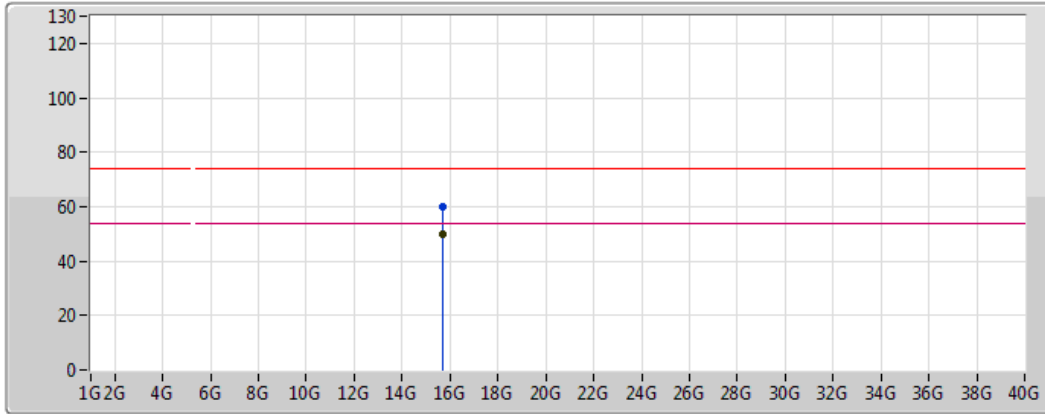
Type	Freq (Hz)	Level (dBuV/m)	Limit (dBuV/m)	Margin (dB)	Factor (dB)	Dist (m)	Condition	Azimuth (°)	Height (m)	Comments	Raw (dBuV)	AF (dB)	CL (dB)	PA (dB)
AV	15.72048G	53.27	54.00	-0.73	16.53	3	Vertical	113	1.84	-	36.74	38.25	13.91	35.63
PK	15.71922G	63.97	74.00	-10.03	16.53	3	Vertical	113	1.84	-	47.44	38.25	13.91	35.63



802.11a_Nss1,(6Mbps)_1TX(Port1)

5240MHz_TX

15/12/2017

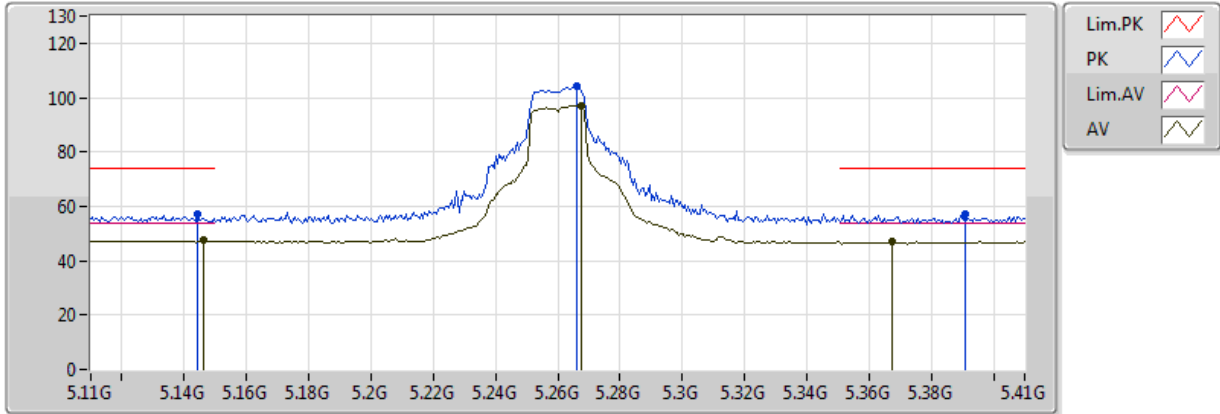


Type	Freq (Hz)	Level (dBuV/m)	Limit (dBuV/m)	Margin (dB)	Factor (dB)	Dist (m)	Condition	Azimuth (°)	Height (m)	Comments	Raw (dBuV)	AF (dB)	CL (dB)	PA (dB)
AV	15.71736G	49.84	54.00	-4.16	16.54	3	Horizontal	180	1.13	-	33.31	38.26	13.91	35.63
PK	15.7275G	59.79	74.00	-14.21	16.50	3	Horizontal	180	1.13	-	43.29	38.23	13.92	35.64

802.11a_Nss1,(6Mbps)_1TX(Port1)

5260MHz_TX

15/12/2017

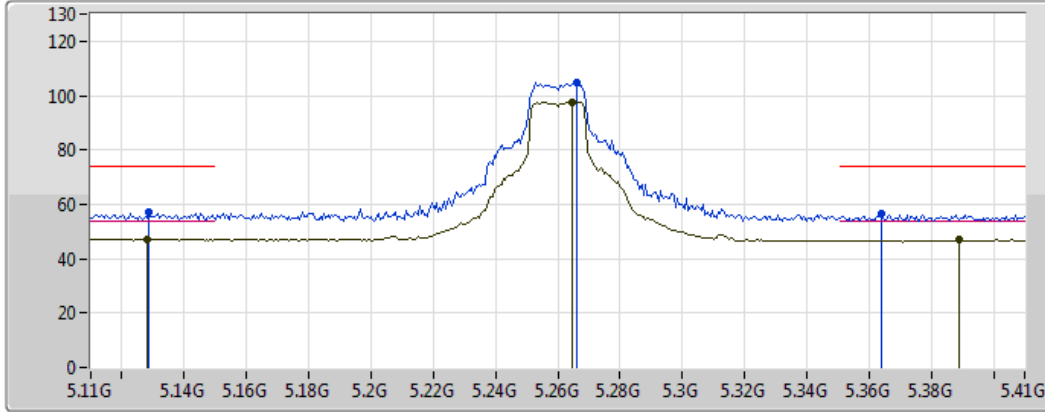


Type	Freq (Hz)	Level (dBuV/m)	Limit (dBuV/m)	Margin (dB)	Factor (dB)	Dist (m)	Condition	Azimuth (°)	Height (m)	Comments	Raw (dBuV)	AF (dB)	CL (dB)	PA (dB)
AV	5.146G	47.48	54.00	-6.52	4.78	3	Vertical	358	1.06	-	42.70	31.62	8.37	35.21
AV	5.2678G	96.98	Inf	-Inf	4.95	3	Vertical	358	1.06	-	92.03	31.71	8.43	35.19
AV	5.3674G	46.99	54.00	-7.01	5.08	3	Vertical	358	1.06	-	41.91	31.79	8.47	35.18
PK	5.1442G	56.89	74.00	-17.11	4.78	3	Vertical	358	1.06	-	52.11	31.62	8.37	35.21
PK	5.266G	104.40	Inf	-Inf	4.95	3	Vertical	358	1.06	-	99.46	31.71	8.43	35.19
PK	5.3908G	56.88	74.00	-17.12	5.12	3	Vertical	358	1.06	-	51.77	31.81	8.49	35.18





802.11a_Nss1,(6Mbps)_1TX(Port1)

5260MHz_TX

15/12/2017



Legend for the spectrum plot:

- Lim.PK 
- PK 
- Lim.AV 
- AV 

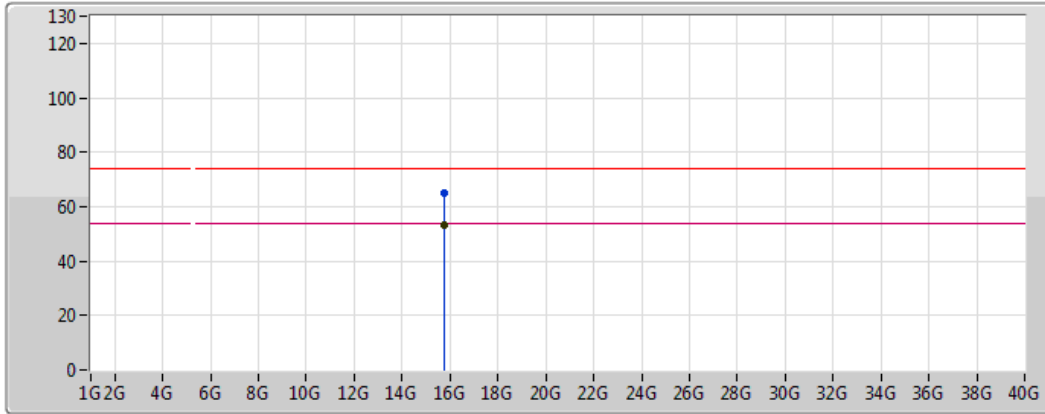
Type	Freq (Hz)	Level (dBUV/m)	Limit (dBUV/m)	Margin (dB)	Factor (dB)	Dist (m)	Condition	Azimuth (°)	Height (m)	Comments	Raw (dBUV)	AF (dB)	CL (dB)	PA (dB)
AV	5.128G	47.25	54.00	-6.75	4.76	3	Horizontal	354	1.01	-	42.49	31.60	8.36	35.21
AV	5.2648G	97.68	Inf	-Inf	4.94	3	Horizontal	354	1.01	-	92.74	31.71	8.43	35.19
AV	5.389G	46.81	54.00	-7.19	5.11	3	Horizontal	354	1.01	-	41.69	31.81	8.48	35.18
PK	5.1286G	57.20	74.00	-16.80	4.76	3	Horizontal	354	1.01	-	52.44	31.60	8.36	35.21
PK	5.266G	104.56	Inf	-Inf	4.95	3	Horizontal	354	1.01	-	99.61	31.71	8.43	35.19
PK	5.3638G	56.47	74.00	-17.53	5.08	3	Horizontal	354	1.01	-	51.39	31.79	8.47	35.18



802.11a_Nss1,(6Mbps)_1TX(Port1)

5260MHz_TX

15/12/2017



Legend for plot:

- Lim.PK
- PK
- Lim.AV
- AV

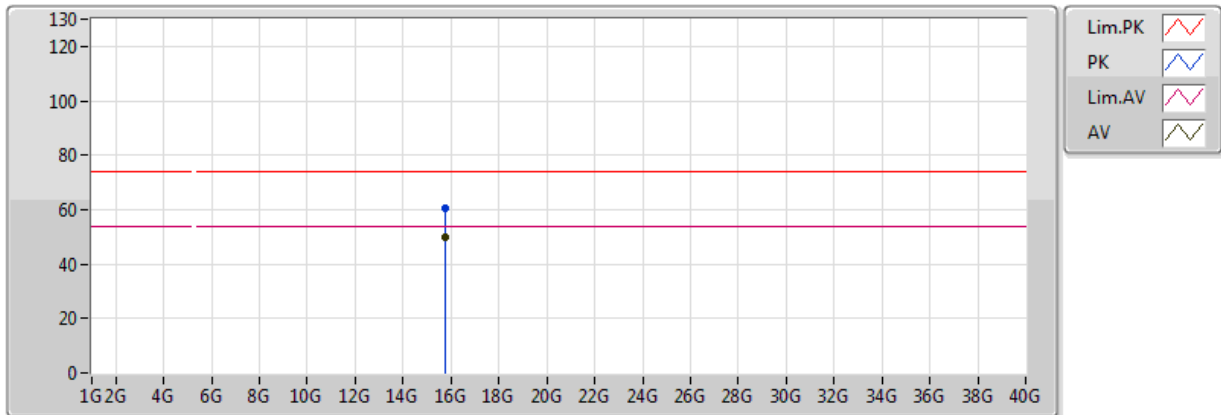
Type	Freq (Hz)	Level (dBuV/m)	Limit (dBuV/m)	Margin (dB)	Factor (dB)	Dist (m)	Condition	Azimuth (°)	Height (m)	Comments	Raw (dBuV)	AF (dB)	CL (dB)	PA (dB)
AV	15.78372G	53.45	54.00	-0.55	16.31	3	Vertical	150	1.01	-	37.14	38.04	13.98	35.71
PK	15.78798G	64.80	74.00	-9.20	16.29	3	Vertical	150	1.01	-	48.51	38.02	13.98	35.71



802.11a_Nss1,(6Mbps)_1TX(Port1)

5260MHz_TX

15/12/2017

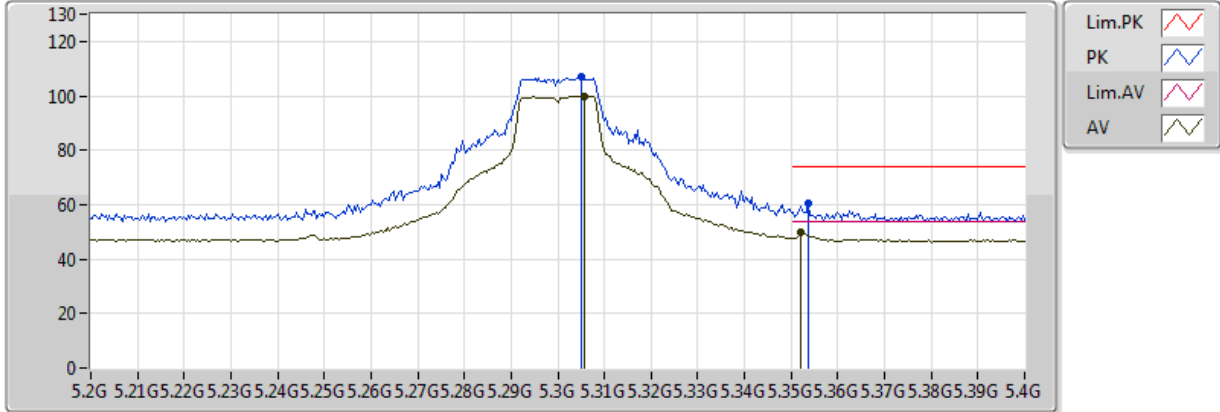


Type	Freq (Hz)	Level (dBuV/m)	Limit (dBuV/m)	Margin (dB)	Factor (dB)	Dist (m)	Condition	Azimuth (°)	Height (m)	Comments	Raw (dBuV)	AF (dB)	CL (dB)	PA (dB)
AV	15.7815G	50.09	54.00	-3.91	16.32	3	Horizontal	181	1.06	-	33.77	38.04	13.98	35.70
PK	15.7809G	60.51	74.00	-13.49	16.32	3	Horizontal	181	1.06	-	44.19	38.04	13.98	35.70

802.11a_Nss1,(6Mbps)_1TX(Port1)

5300MHz_TX

15/12/2017



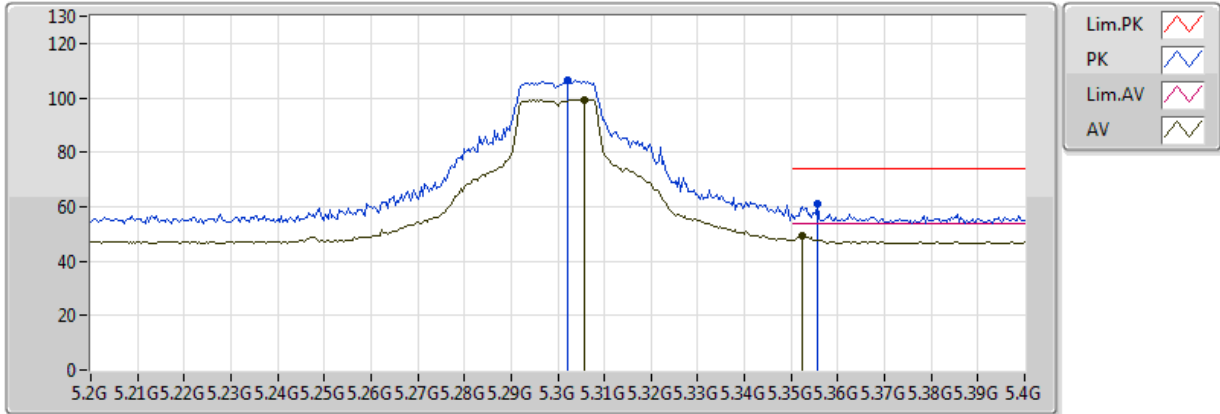
Type	Freq (Hz)	Level (dBuV/m)	Limit (dBuV/m)	Margin (dB)	Factor (dB)	Dist (m)	Condition	Azimuth (°)	Height (m)	Comments	Raw (dBuV)	AF (dB)	CL (dB)	PA (dB)
AV	5.3056G	99.76	Inf	-Inf	5.00	3	Vertical	2	1.00	-	94.76	31.74	8.44	35.19
AV	5.352G	49.68	54.00	-4.32	5.06	3	Vertical	2	1.00	-	44.62	31.78	8.47	35.18
PK	5.3052G	106.76	Inf	-Inf	5.00	3	Vertical	2	1.00	-	101.76	31.74	8.44	35.19
PK	5.3536G	60.71	74.00	-13.29	5.07	3	Vertical	2	1.00	-	55.64	31.78	8.47	35.18



802.11a_Nss1,(6Mbps)_1TX(Port1)

5300MHz_TX

15/12/2017



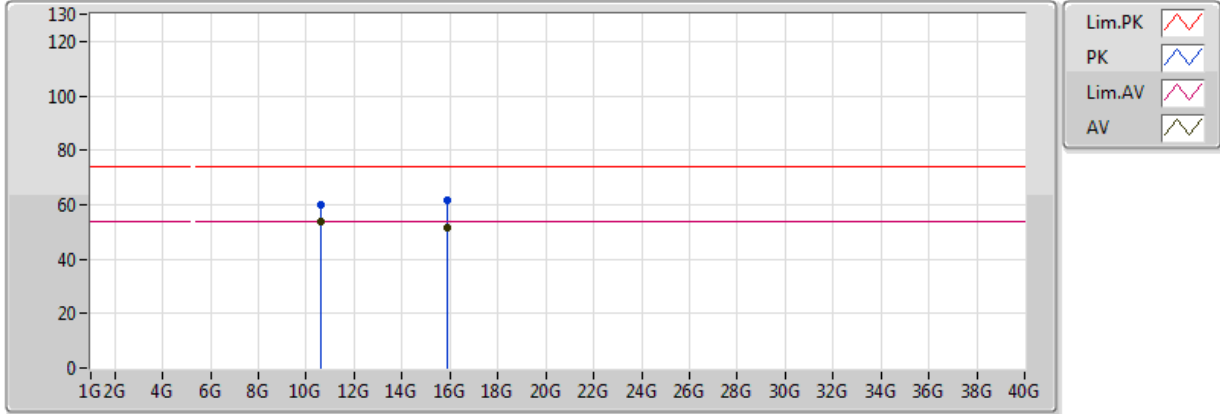
Type	Freq (Hz)	Level (dBuV/m)	Limit (dBuV/m)	Margin (dB)	Factor (dB)	Dist (m)	Condition	Azimuth (°)	Height (m)	Comments	Raw (dBuV)	AF (dB)	CL (dB)	PA (dB)
AV	5.3056G	99.36	Inf	-Inf	5.00	3	Horizontal	358	1.01	-	94.36	31.74	8.44	35.19
AV	5.3524G	49.42	54.00	-4.58	5.06	3	Horizontal	358	1.01	-	44.36	31.78	8.47	35.18
PK	5.302G	106.52	Inf	-Inf	4.99	3	Horizontal	358	1.01	-	101.53	31.74	8.44	35.19
PK	5.3556G	61.05	74.00	-12.95	5.07	3	Horizontal	358	1.01	-	55.98	31.78	8.47	35.18



802.11a_Nss1,(6Mbps)_1TX(Port1)

5300MHz_TX

15/12/2017



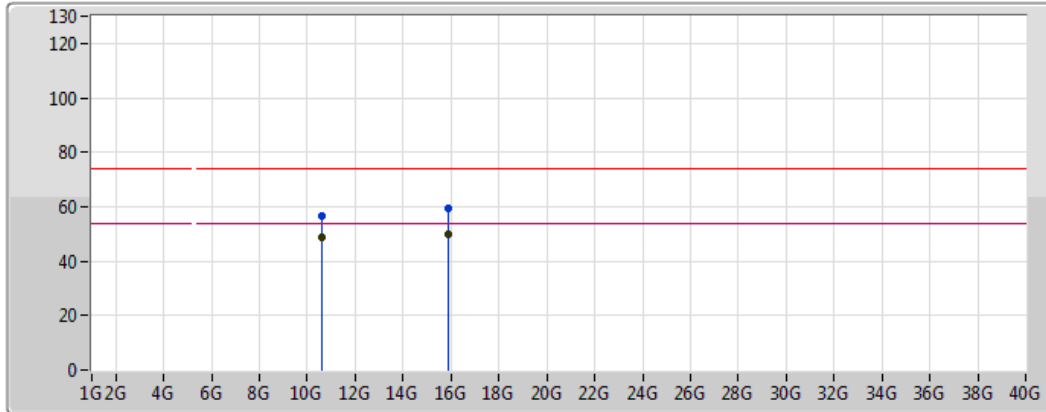
Type	Freq (Hz)	Level (dBuV/m)	Limit (dBuV/m)	Margin (dB)	Factor (dB)	Dist (m)	Condition	Azimuth (°)	Height (m)	Comments	Raw (dBuV)	AF (dB)	CL (dB)	PA (dB)
AV	10.59994G	53.73	54.00	-0.27	15.69	3	Vertical	133	1.09	-	38.04	39.74	11.60	35.65
AV	15.8997G	51.35	54.00	-2.65	15.91	3	Vertical	157	1.96	-	35.44	37.64	14.10	35.84
PK	10.60012G	59.77	74.00	-14.23	15.69	3	Vertical	133	1.09	-	44.08	39.74	11.60	35.65
PK	15.9007G	61.37	74.00	-12.63	15.90	3	Vertical	157	1.96	-	45.46	37.64	14.10	35.84



802.11a_Nss1,(6Mbps)_1TX(Port1)

5300MHz_TX

15/12/2017



Legend for the spectrum plot:

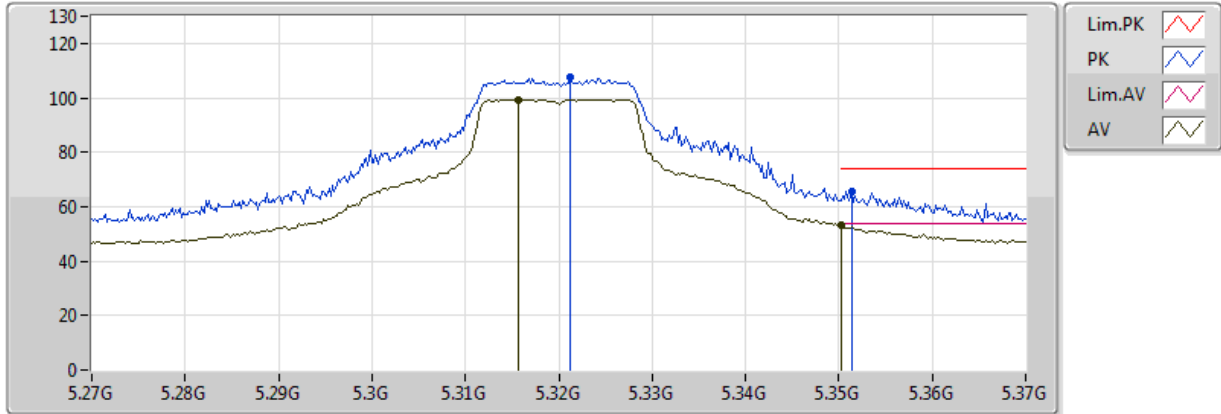
- Lim.PK
- PK
- Lim.AV
- AV

Type	Freq (Hz)	Level (dBuV/m)	Limit (dBuV/m)	Margin (dB)	Factor (dB)	Dist (m)	Condition	Azimuth (°)	Height (m)	Comments	Raw (dBuV)	AF (dB)	CL (dB)	PA (dB)
AV	10.59994G	48.70	54.00	-5.30	15.69	3	Horizontal	318	1.98	-	33.01	39.74	11.60	35.65
AV	15.89982G	49.67	54.00	-4.33	15.91	3	Horizontal	185	1.15	-	33.76	37.64	14.10	35.84
PK	10.5961G	56.82	74.00	-17.18	15.69	3	Horizontal	318	1.98	-	41.13	39.73	11.60	35.65
PK	15.9099G	59.34	74.00	-14.66	15.87	3	Horizontal	185	1.15	-	43.47	37.61	14.11	35.85

802.11a_Nss1,(6Mbps)_1TX(Port1)

5320MHz_TX

15/12/2017

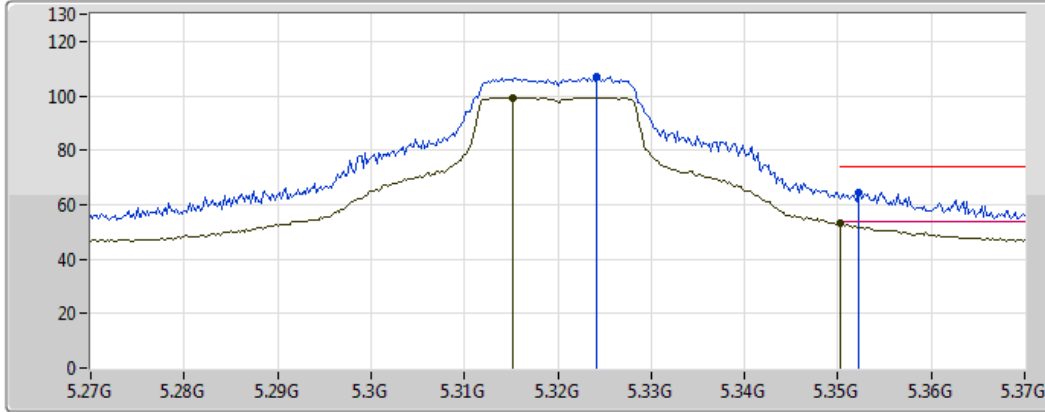


Type	Freq (Hz)	Level (dBuV/m)	Limit (dBuV/m)	Margin (dB)	Factor (dB)	Dist (m)	Condition	Azimuth (°)	Height (m)	Comments	Raw (dBuV)	AF (dB)	CL (dB)	PA (dB)
AV	5.3156G	99.35	Inf	-Inf	5.01	3	Vertical	1	1.03	-	94.34	31.75	8.45	35.19
AV	5.3502G	53.18	54.00	-0.82	5.06	3	Vertical	1	1.03	-	48.12	31.78	8.47	35.18
PK	5.3212G	107.33	Inf	-Inf	5.02	3	Vertical	1	1.03	-	102.31	31.76	8.45	35.19
PK	5.3514G	65.81	74.00	-8.19	5.06	3	Vertical	1	1.03	-	60.75	31.78	8.47	35.18

802.11a_Nss1,(6Mbps)_1TX(Port1)

5320MHz_TX

15/12/2017

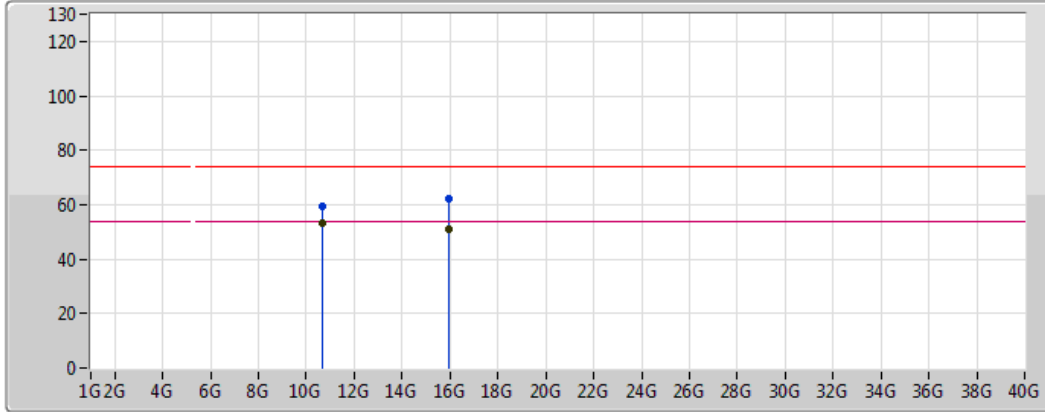


Type	Freq (Hz)	Level (dBuV/m)	Limit (dBuV/m)	Margin (dB)	Factor (dB)	Dist (m)	Condition	Azimuth (°)	Height (m)	Comments	Raw (dBuV)	AF (dB)	CL (dB)	PA (dB)
AV	5.3152G	99.38	Inf	-Inf	5.01	3	Horizontal	2	1.01	-	94.36	31.75	8.45	35.19
AV	5.3502G	53.48	54.00	-0.52	5.06	3	Horizontal	2	1.01	-	48.42	31.78	8.47	35.18
PK	5.3242G	107.04	Inf	-Inf	5.02	3	Horizontal	2	1.01	-	102.01	31.76	8.45	35.19
PK	5.3522G	64.60	74.00	-9.40	5.06	3	Horizontal	2	1.01	-	59.54	31.78	8.47	35.18




802.11a_Nss1,(6Mbps)_1TX(Port1)

5320MHz_TX

15/12/2017



Legend for the spectrum plot:

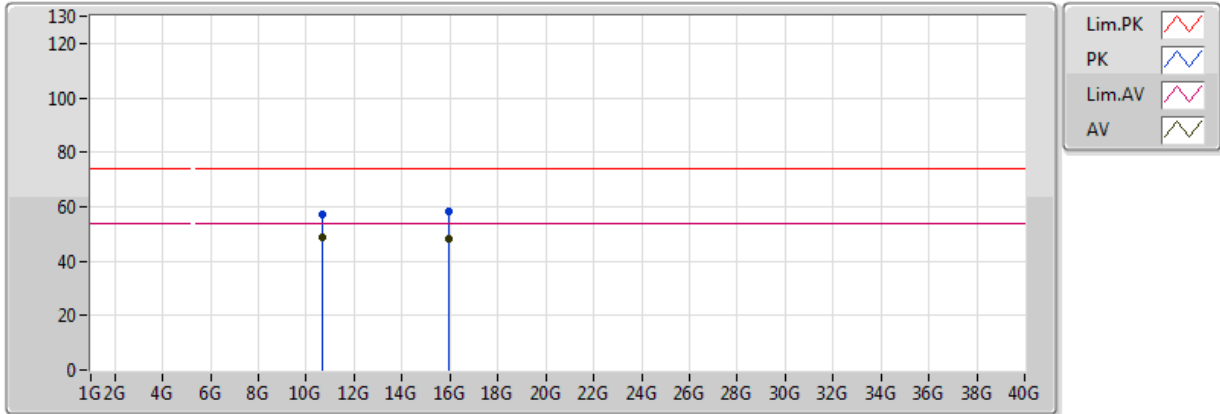
- Lim.PK 
- PK 
- Lim.AV 
- AV 

Type	Freq (Hz)	Level (dBuV/m)	Limit (dBuV/m)	Margin (dB)	Factor (dB)	Dist (m)	Condition	Azimuth (°)	Height (m)	Comments	Raw (dBuV)	AF (dB)	CL (dB)	PA (dB)
AV	10.63994G	53.44	54.00	-0.56	15.78	3	Vertical	98	1.05	-	37.66	39.80	11.61	35.62
AV	15.96594G	50.92	54.00	-3.08	15.68	3	Vertical	159	1.92	-	35.24	37.42	14.17	35.91
PK	10.63982G	59.55	74.00	-14.45	15.78	3	Vertical	98	1.05	-	43.77	39.80	11.61	35.62
PK	15.96036G	62.14	74.00	-11.86	15.70	3	Vertical	159	1.92	-	46.45	37.43	14.17	35.91

802.11a_Nss1,(6Mbps)_1TX(Port1)

5320MHz_TX

15/12/2017



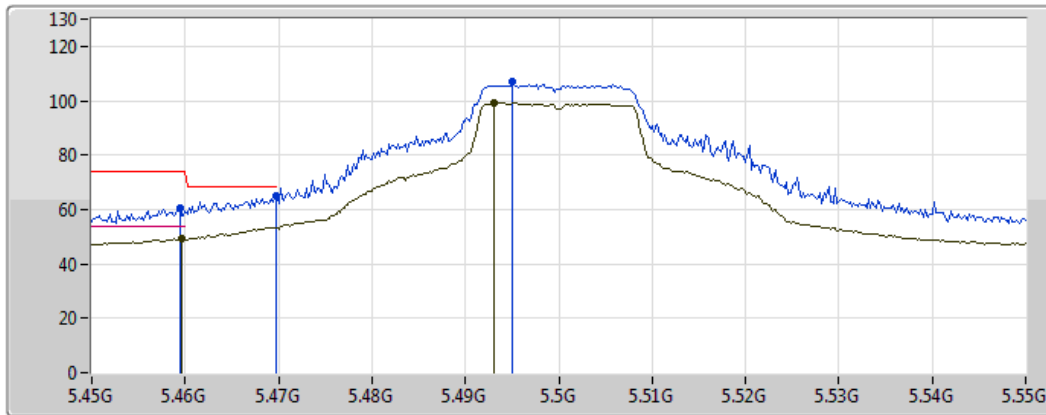
Type	Freq (Hz)	Level (dBuV/m)	Limit (dBuV/m)	Margin (dB)	Factor (dB)	Dist (m)	Condition	Azimuth (°)	Height (m)	Comments	Raw (dBuV)	AF (dB)	CL (dB)	PA (dB)
AV	10.63994G	48.90	54.00	-5.10	15.78	3	Horizontal	326	1.01	-	33.12	39.80	11.61	35.62
AV	15.9591G	48.33	54.00	-5.67	15.70	3	Horizontal	28	1.50	-	32.63	37.44	14.17	35.90
PK	10.64G	56.99	74.00	-17.01	15.78	3	Horizontal	326	1.01	-	41.21	39.80	11.61	35.62
PK	15.9726G	58.12	74.00	-15.88	15.65	3	Horizontal	28	1.50	-	42.47	37.39	14.18	35.92



802.11a_Nss1,(6Mbps)_1TX(Port1)

5500MHz_TX

18/12/2017



Legend for the spectrum plot:

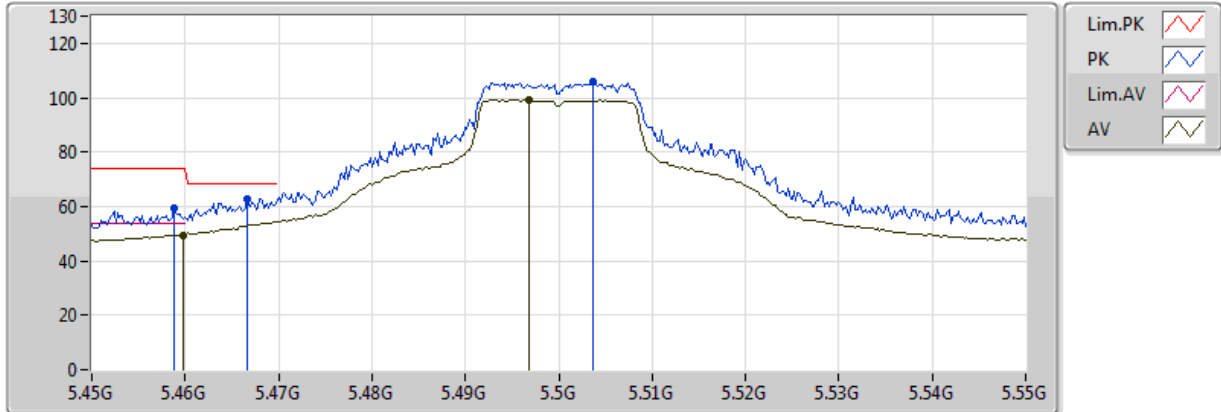
- Lim.PK: Red line with a peak symbol
- PK: Blue line with a peak symbol
- Lim.AV: Red line with a valley symbol
- AV: Blue line with a valley symbol

Type	Freq (Hz)	Level (dBuV/m)	Limit (dBuV/m)	Margin (dB)	Factor (dB)	Dist (m)	Condition	Azimuth (°)	Height (m)	Comments	Raw (dBuV)	AF (dB)	CL (dB)	PA (dB)
AV	5.4596G	49.54	54.00	-4.46	5.21	3	Vertical	12	1.01	-	44.33	31.87	8.51	35.17
AV	5.493G	99.11	Inf	-Inf	5.25	3	Vertical	12	1.01	-	93.85	31.89	8.53	35.17
PK	5.4594G	60.26	74.00	-13.74	5.21	3	Vertical	12	1.01	-	55.06	31.87	8.51	35.17
PK	5.4698G	65.15	68.20	-3.05	5.22	3	Vertical	12	1.01	-	59.93	31.88	8.52	35.17
PK	5.495G	106.97	Inf	-Inf	5.25	3	Vertical	12	1.01	-	101.71	31.90	8.53	35.17

802.11a_Nss1,(6Mbps)_1TX(Port1)

5500MHz_TX

18/12/2017



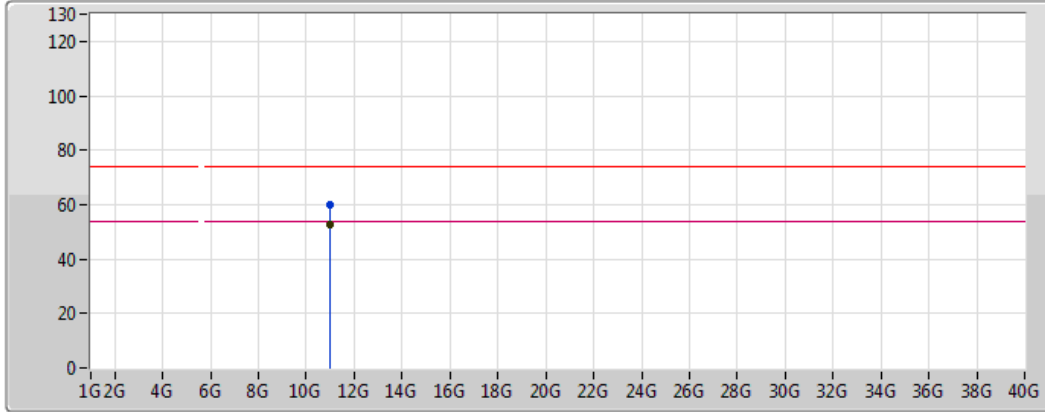
Type	Freq (Hz)	Level (dBuV/m)	Limit (dBuV/m)	Margin (dB)	Factor (dB)	Dist (m)	Condition	Azimuth (°)	Height (m)	Comments	Raw (dBuV)	AF (dB)	CL (dB)	PA (dB)
AV	5.4598G	49.55	54.00	-4.45	5.21	3	Horizontal	3	1.02	-	44.34	31.87	8.51	35.17
AV	5.4968G	99.01	Inf	-Inf	5.26	3	Horizontal	3	1.02	-	93.75	31.90	8.53	35.17
PK	5.4588G	59.23	74.00	-14.77	5.21	3	Horizontal	3	1.02	-	54.02	31.87	8.51	35.17
PK	5.4666G	62.62	68.20	-5.58	5.22	3	Horizontal	3	1.02	-	57.40	31.87	8.52	35.17
PK	5.5036G	105.76	Inf	-Inf	5.27	3	Horizontal	3	1.02	-	100.49	31.90	8.54	35.17



802.11a_Nss1,(6Mbps)_1TX(Port1)

5500MHz_TX

18/12/2017



Legend for plot:

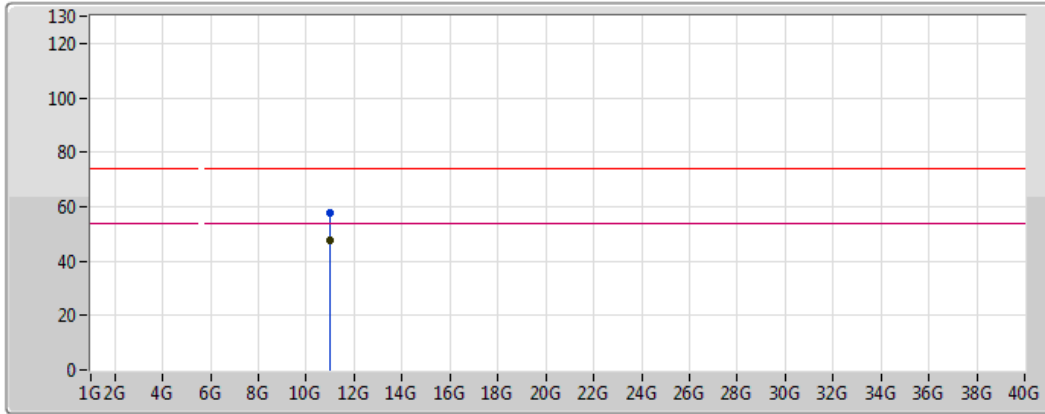
- Lim.PK
- PK
- Lim.AV
- AV

Type	Freq (Hz)	Level (dBuV/m)	Limit (dBuV/m)	Margin (dB)	Factor (dB)	Dist (m)	Condition	Azimuth (°)	Height (m)	Comments	Raw (dBuV)	AF (dB)	CL (dB)	PA (dB)
AV	10.99994G	52.52	54.00	-1.48	16.57	3	Vertical	124	1.56	-	35.95	40.30	11.65	35.38
PK	11G	60.20	74.00	-13.80	16.57	3	Vertical	124	1.56	-	43.63	40.30	11.65	35.38





802.11a_Nss1,(6Mbps)_1TX(Port1)

5500MHz_TX

18/12/2017



Legend:

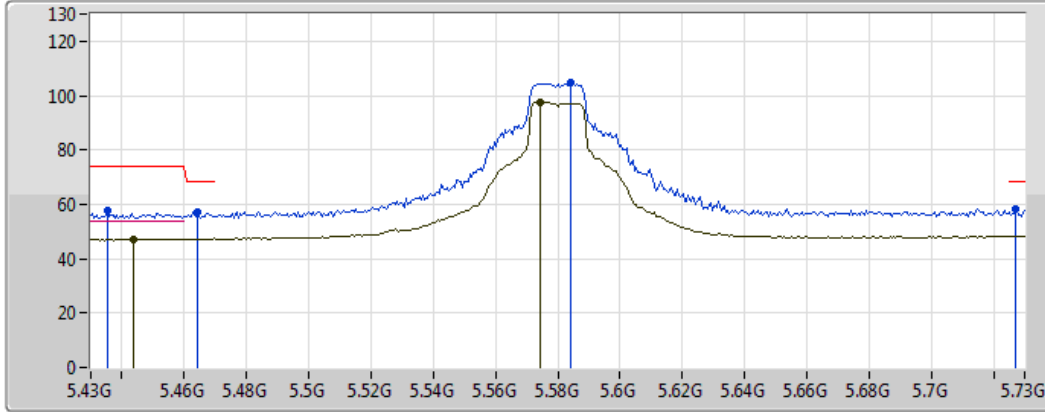
- Lim.PK 
- PK 
- Lim.AV 
- AV 

Type	Freq (Hz)	Level (dBuV/m)	Limit (dBuV/m)	Margin (dB)	Factor (dB)	Dist (m)	Condition	Azimuth (°)	Height (m)	Comments	Raw (dBuV)	AF (dB)	CL (dB)	PA (dB)
AV	11.00312G	47.42	54.00	-6.58	16.57	3	Horizontal	198	1.52	-	30.85	40.30	11.65	35.38
PK	10.99124G	57.59	74.00	-16.41	16.55	3	Horizontal	198	1.52	-	41.04	40.29	11.65	35.39

802.11a_Nss1,(6Mbps)_1TX(Port1)

5580MHz_TX

18/12/2017



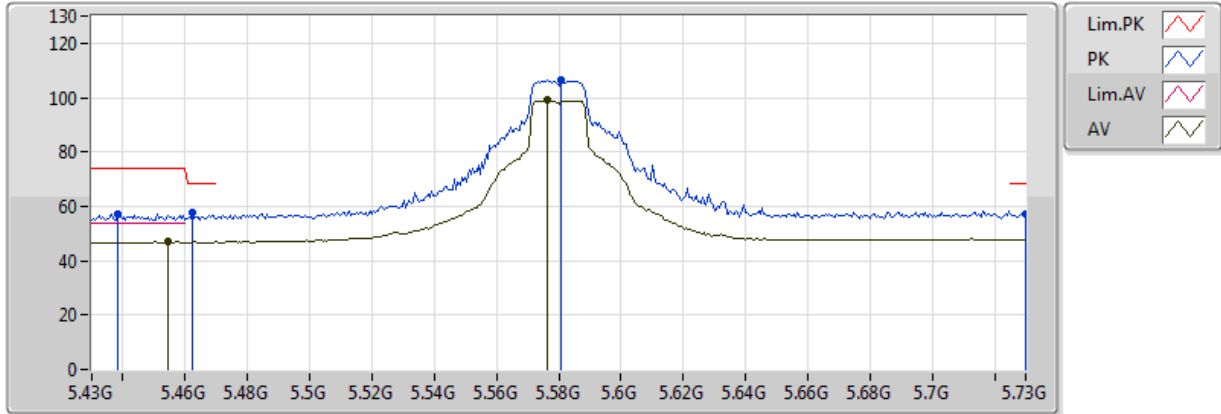
Type	Freq (Hz)	Level (dBuV/m)	Limit (dBuV/m)	Margin (dB)	Factor (dB)	Dist (m)	Condition	Azimuth (°)	Height (m)	Comments	Raw (dBuV)	AF (dB)	CL (dB)	PA (dB)
AV	5.4438G	47.29	54.00	-6.71	5.19	3	Vertical	10	1.01	-	42.10	31.86	8.51	35.18
AV	5.5746G	97.50	Inf	-Inf	5.45	3	Vertical	10	1.01	-	92.05	31.99	8.63	35.18
PK	5.4354G	57.77	74.00	-16.23	5.18	3	Vertical	10	1.01	-	52.60	31.85	8.50	35.18
PK	5.4642G	57.17	68.20	-11.03	5.21	3	Vertical	10	1.01	-	51.96	31.87	8.52	35.17
PK	5.5842G	104.65	Inf	-Inf	5.47	3	Vertical	10	1.01	-	99.18	32.00	8.65	35.18
PK	5.727G	58.41	68.20	-9.79	5.84	3	Vertical	10	1.01	-	52.58	32.17	8.85	35.18



802.11a_Nss1,(6Mbps)_1TX(Port1)

5580MHz_TX

18/12/2017



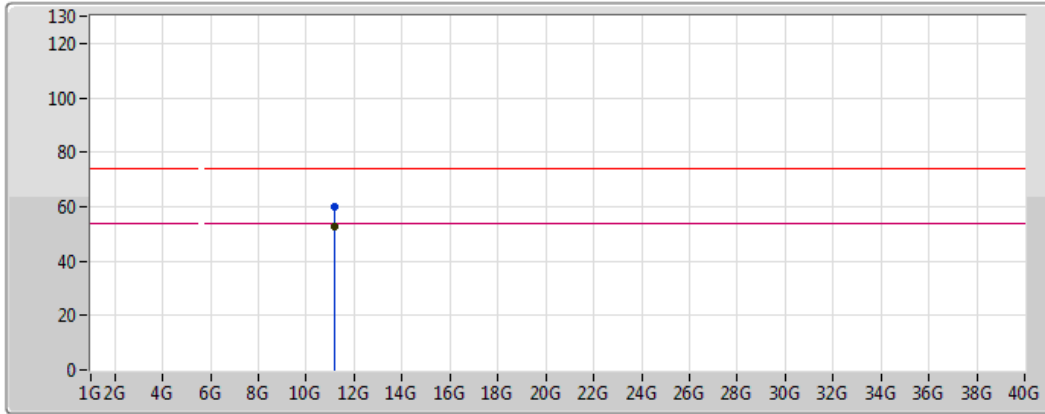
Type	Freq (Hz)	Level (dBuV/m)	Limit (dBuV/m)	Margin (dB)	Factor (dB)	Dist (m)	Condition	Azimuth (°)	Height (m)	Comments	Raw (dBuV)	AF (dB)	CL (dB)	PA (dB)
AV	5.4546G	47.03	54.00	-6.97	5.20	3	Horizontal	7	3.26	-	41.83	31.86	8.51	35.17
AV	5.5764G	98.92	Inf	-Inf	5.45	3	Horizontal	7	3.26	-	93.47	31.99	8.64	35.18
PK	5.4384G	57.31	74.00	-16.69	5.18	3	Horizontal	7	3.26	-	52.13	31.85	8.51	35.18
PK	5.4624G	57.45	68.20	-10.75	5.21	3	Horizontal	7	3.26	-	52.24	31.87	8.51	35.17
PK	5.5806G	106.53	Inf	-Inf	5.46	3	Horizontal	7	3.26	-	101.07	32.00	8.64	35.18
PK	5.73G	57.26	68.20	-10.94	5.85	3	Horizontal	7	3.26	-	51.41	32.18	8.85	35.18



802.11a_Nss1,(6Mbps)_1TX(Port1)

5580MHz_TX

18/12/2017



Legend for plot:

- Lim.PK
- PK
- Lim.AV
- AV

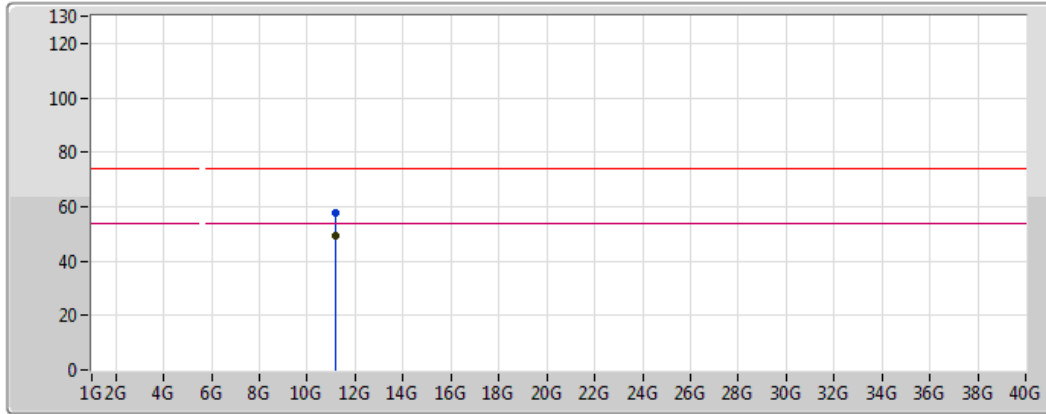
Type	Freq (Hz)	Level (dBuV/m)	Limit (dBuV/m)	Margin (dB)	Factor (dB)	Dist (m)	Condition	Azimuth (°)	Height (m)	Comments	Raw (dBuV)	AF (dB)	CL (dB)	PA (dB)
AV	11.16G	52.92	54.00	-1.08	16.37	3	Vertical	102	2.32	-	36.56	40.06	11.72	35.41
PK	11.15994G	59.94	74.00	-14.06	16.37	3	Vertical	102	2.32	-	43.57	40.06	11.72	35.41



802.11a_Nss1,(6Mbps)_1TX(Port1)

5580MHz_TX

18/12/2017



Legend for plot:

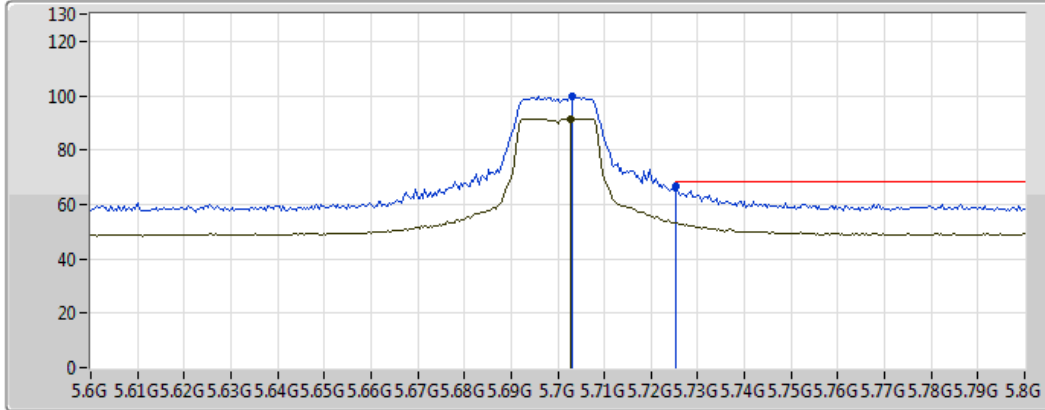
- Lim.PK
- PK
- Lim.AV
- AV

Type	Freq (Hz)	Level (dBuV/m)	Limit (dBuV/m)	Margin (dB)	Factor (dB)	Dist (m)	Condition	Azimuth (°)	Height (m)	Comments	Raw (dBuV)	AF (dB)	CL (dB)	PA (dB)
AV	11.16006G	49.39	54.00	-4.61	16.37	3	Horizontal	19	2.63	-	33.02	40.06	11.72	35.41
PK	11.14896G	57.56	74.00	-16.44	16.38	3	Horizontal	19	2.63	-	41.18	40.08	11.71	35.41





802.11a_Nss1,(6Mbps)_1TX(Port1)

5700MHz_TX

15/12/2017



Legend for plot:

- Lim.PK 
- PK 
- Lim.AV 
- AV 

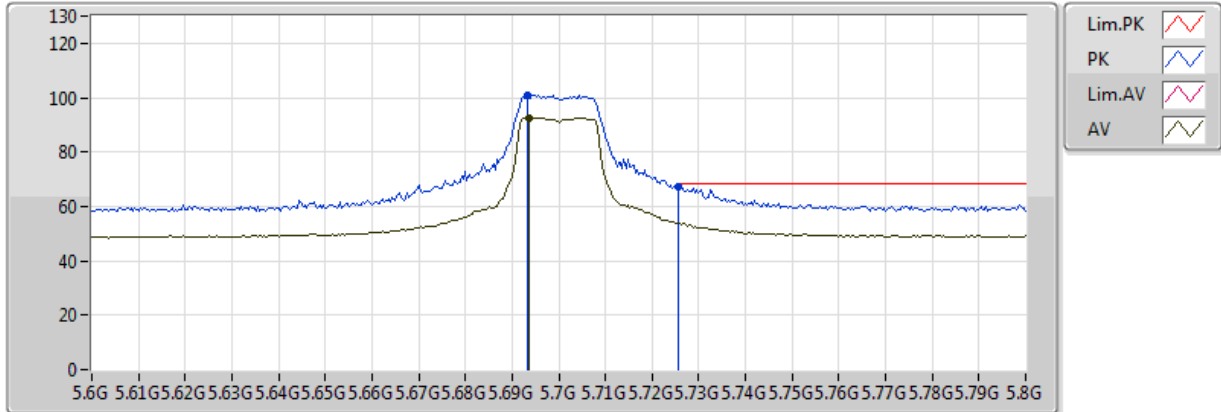
Type	Freq (Hz)	Level (dBuV/m)	Limit (dBuV/m)	Margin (dB)	Factor (dB)	Dist (m)	Condition	Azimuth (°)	Height (m)	Comments	Raw (dBuV)	AF (dB)	CL (dB)	PA (dB)
AV	5.7028G	91.58	Inf	-Inf	5.78	3	Vertical	350	1.13	-	85.80	32.14	8.81	35.18
PK	5.7032G	100.00	Inf	-Inf	5.78	3	Vertical	350	1.13	-	94.22	32.14	8.81	35.18
PK	5.7252G	66.59	68.20	-1.61	5.83	3	Vertical	350	1.13	-	60.75	32.17	8.85	35.18



802.11a_Nss1,(6Mbps)_1TX(Port1)

5700MHz_TX

15/12/2017

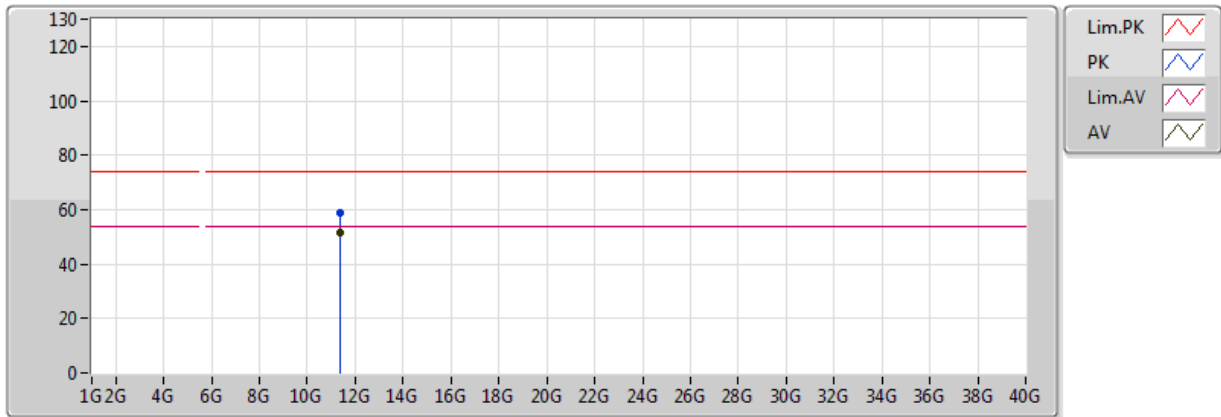


Type	Freq (Hz)	Level (dBuV/m)	Limit (dBuV/m)	Margin (dB)	Factor (dB)	Dist (m)	Condition	Azimuth (°)	Height (m)	Comments	Raw (dBuV)	AF (dB)	CL (dB)	PA (dB)
AV	5.6936G	92.49	Inf	-Inf	5.75	3	Horizontal	13	1.01	-	86.73	32.13	8.80	35.18
PK	5.6932G	100.97	Inf	-Inf	5.75	3	Horizontal	13	1.01	-	95.22	32.13	8.80	35.18
PK	5.7256G	67.16	68.20	-1.04	5.83	3	Horizontal	13	1.01	-	61.33	32.17	8.85	35.18

802.11a_Nss1,(6Mbps)_1TX(Port1)

5700MHz_TX

18/12/2017



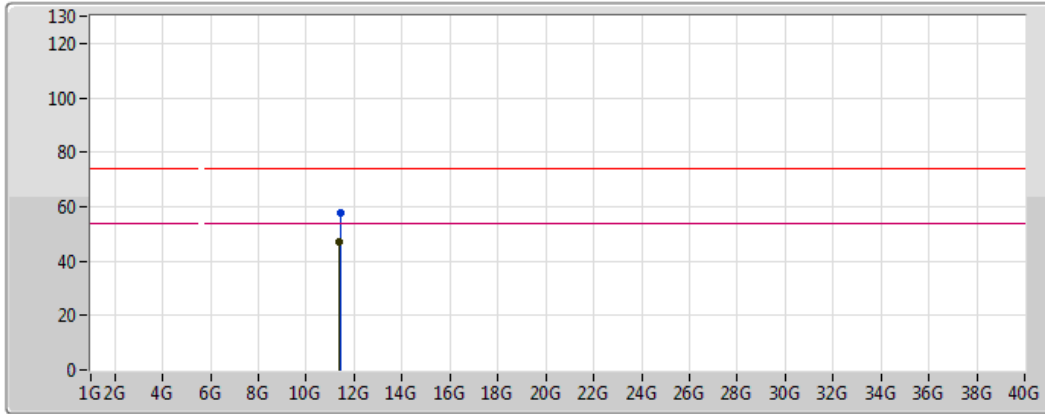
Type	Freq (Hz)	Level (dBuV/m)	Limit (dBuV/m)	Margin (dB)	Factor (dB)	Dist (m)	Condition	Azimuth (°)	Height (m)	Comments	Raw (dBuV)	AF (dB)	CL (dB)	PA (dB)
AV	11.4G	51.54	54.00	-2.46	16.06	3	Vertical	99	2.95	-	35.48	39.70	11.82	35.46
PK	11.40006G	58.69	74.00	-15.31	16.06	3	Vertical	99	2.95	-	42.63	39.70	11.82	35.46



802.11a_Nss1,(6Mbps)_1TX(Port1)

5700MHz_TX

18/12/2017



Lim.PK	
PK	
Lim.AV	
AV	

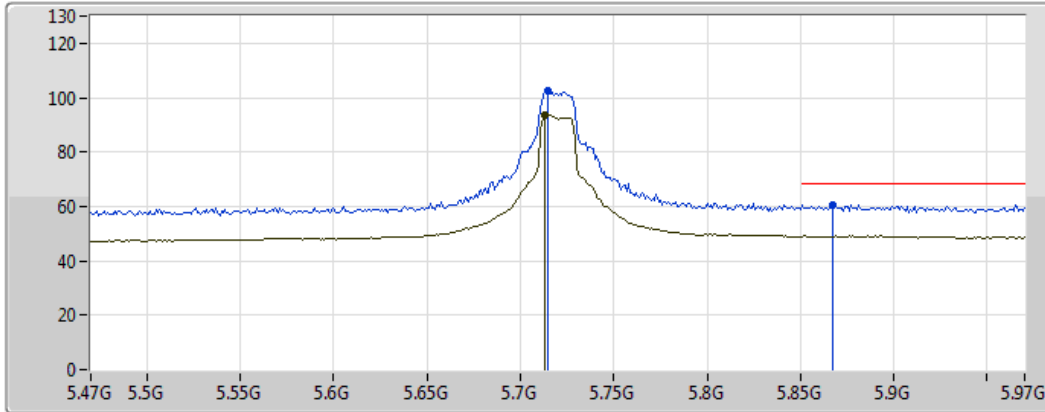
Type	Freq (Hz)	Level (dBuV/m)	Limit (dBuV/m)	Margin (dB)	Factor (dB)	Dist (m)	Condition	Azimuth (°)	Height (m)	Comments	Raw (dBuV)	AF (dB)	CL (dB)	PA (dB)
AV	11.3997G	47.23	54.00	-6.77	16.06	3	Horizontal	304	2.95	-	31.17	39.70	11.82	35.46
PK	11.415G	57.71	74.00	-16.29	16.04	3	Horizontal	304	2.95	-	41.67	39.68	11.82	35.46



802.11a_Nss1,(6Mbps)_1TX(Port1)

5720MHz Straddle 5.47-5.725GHz_TX

22/12/2017

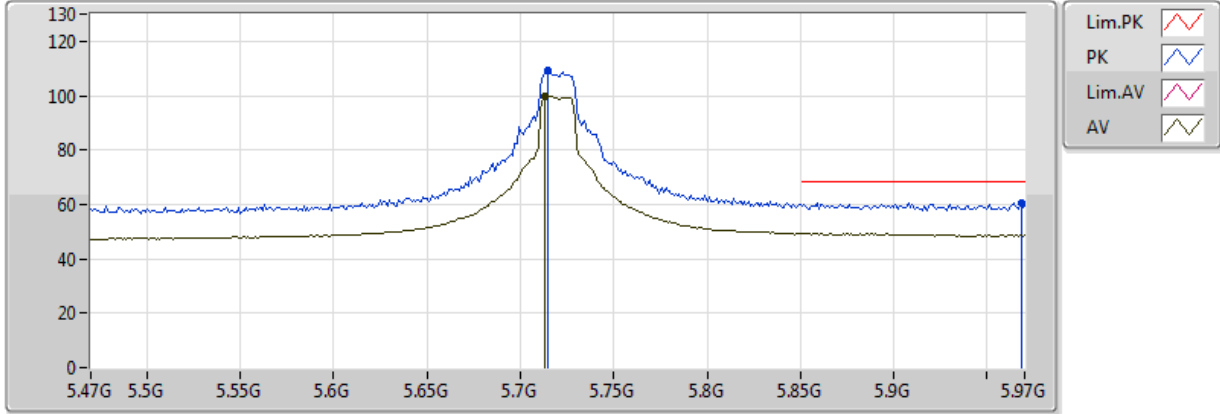


Type	Freq (Hz)	Level (dBuV/m)	Limit (dBuV/m)	Margin (dB)	Factor (dB)	Dist (m)	Condition	Azimuth (°)	Height (m)	Comments	Raw (dBuV)	AF (dB)	CL (dB)	PA (dB)
AV	5.713G	93.35	Inf	-Inf	7.75	3	Vertical	297	1.43	-	85.60	32.36	5.26	29.86
PK	5.715G	102.43	Inf	-Inf	7.75	3	Vertical	297	1.43	-	94.68	32.36	5.26	29.86
PK	5.867G	60.77	68.20	-7.43	8.10	3	Vertical	297	1.43	-	52.67	32.54	5.46	29.90

802.11a_Nss1,(6Mbps)_1TX(Port1)

5720MHz Straddle 5.47-5.725GHz_TX

22/12/2017



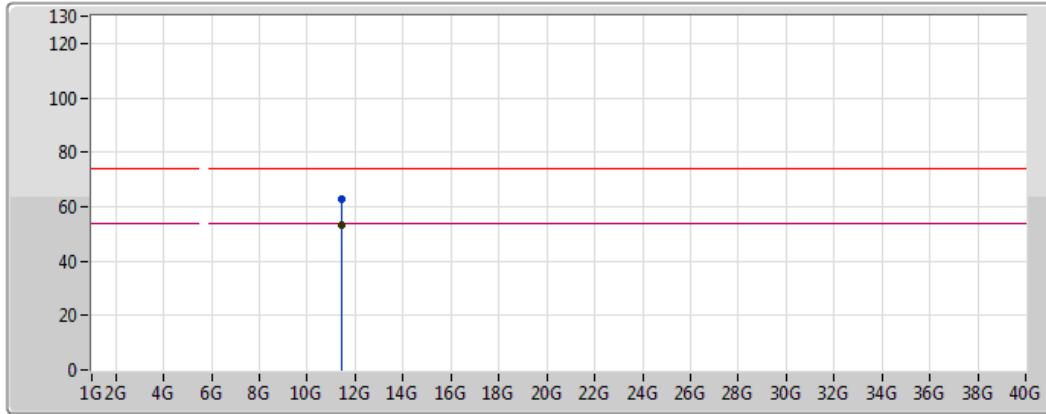
Type	Freq (Hz)	Level (dBuV/m)	Limit (dBuV/m)	Margin (dB)	Factor (dB)	Dist (m)	Condition	Azimuth (°)	Height (m)	Comments	Raw (dBuV)	AF (dB)	CL (dB)	PA (dB)
AV	5.713G	99.83	Inf	-Inf	7.75	3	Horizontal	0	2.78	-	92.08	32.36	5.26	29.86
PK	5.715G	109.30	Inf	-Inf	7.75	3	Horizontal	0	2.78	-	101.55	32.36	5.26	29.86
PK	5.968G	60.65	68.20	-7.55	8.32	3	Horizontal	0	2.78	-	52.34	32.66	5.59	29.93



802.11a_Nss1,(6Mbps)_1TX(Port1)

5720MHz Straddle 5.47-5.725GHz_TX

26/12/2017



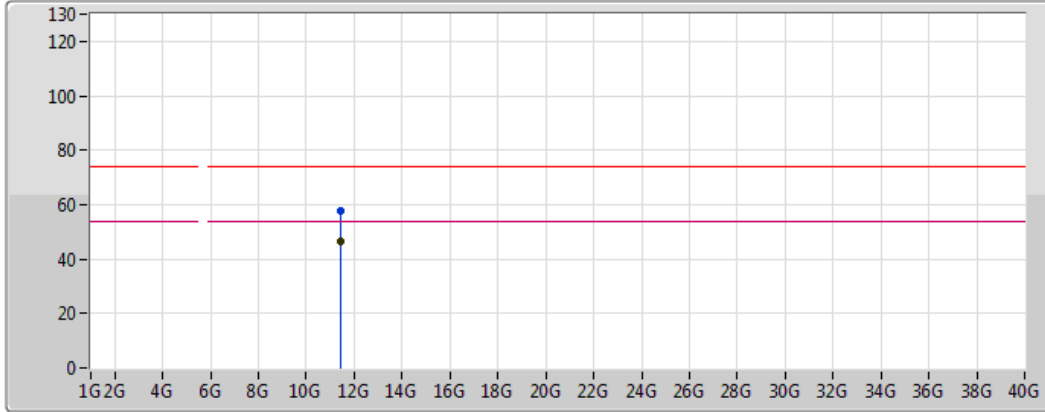
Type	Freq (Hz)	Level (dBuV/m)	Limit (dBuV/m)	Margin (dB)	Factor (dB)	Dist (m)	Condition	Azimuth (°)	Height (m)	Comments	Raw (dBuV)	AF (dB)	CL (dB)	PA (dB)
AV	11.43988G	53.29	54.00	-0.71	16.01	3	Vertical	89	1.11	-	37.29	39.64	11.83	35.47
PK	11.44006G	62.76	74.00	-11.24	16.01	3	Vertical	89	1.11	-	46.75	39.64	11.83	35.47



802.11a_Nss1,(6Mbps)_1TX(Port1)

5720MHz Straddle 5.47-5.725GHz_TX

26/12/2017



Legend for the plot:

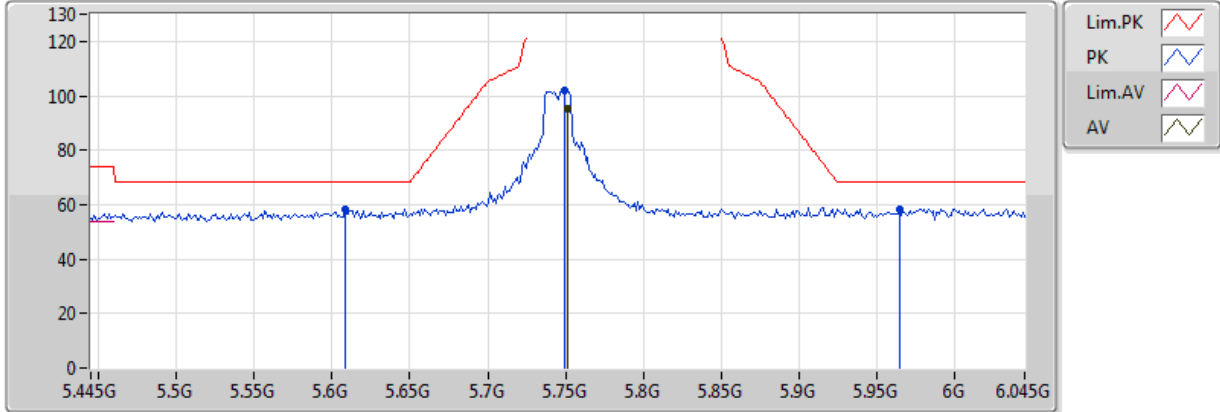
- Lim.PK
- PK
- Lim.AV
- AV

Type	Freq (Hz)	Level (dBuV/m)	Limit (dBuV/m)	Margin (dB)	Factor (dB)	Dist (m)	Condition	Azimuth (°)	Height (m)	Comments	Raw (dBuV)	AF (dB)	CL (dB)	PA (dB)
AV	11.43988G	46.30	54.00	-7.70	16.01	3	Horizontal	354	1.22	-	30.29	39.64	11.83	35.47
PK	11.44006G	57.72	74.00	-16.28	16.01	3	Horizontal	354	1.22	-	41.71	39.64	11.83	35.47

802.11a_Nss1,(6Mbps)_1TX(Port1)

5745MHz_TX

15/12/2017



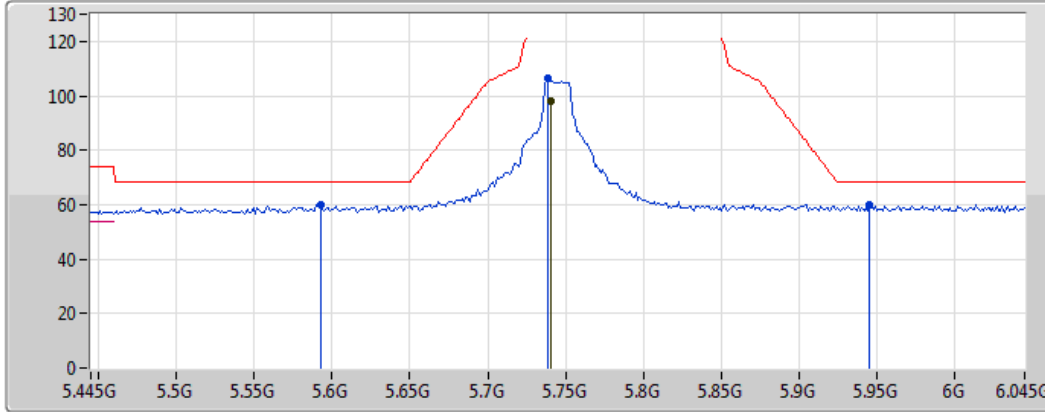
Type	Freq (Hz)	Level (dBuV/m)	Limit (dBuV/m)	Margin (dB)	Factor (dB)	Dist (m)	Condition	Azimuth (°)	Height (m)	Comments	Raw (dBuV)	AF (dB)	CL (dB)	PA (dB)
AV	5.751G	95.21	Inf	-Inf	5.90	3	Vertical	353	1.04	-	89.31	32.20	8.88	35.19
PK	5.6082G	58.52	68.20	-9.68	5.53	3	Vertical	353	1.04	-	52.99	32.03	8.68	35.18
PK	5.7498G	102.00	Inf	-Inf	5.89	3	Vertical	353	1.04	-	96.10	32.20	8.88	35.18
PK	5.9646G	58.43	68.20	-9.77	6.44	3	Vertical	353	1.04	-	51.99	32.46	9.18	35.20



802.11a_Nss1,(6Mbps)_1TX(Port1)

5745MHz_TX

15/12/2017



Legend for the spectrum plot:

- Lim.PK (Red line with peaks)
- PK (Blue line with peaks)
- Lim.AV (Red line with valleys)
- AV (Blue line with valleys)

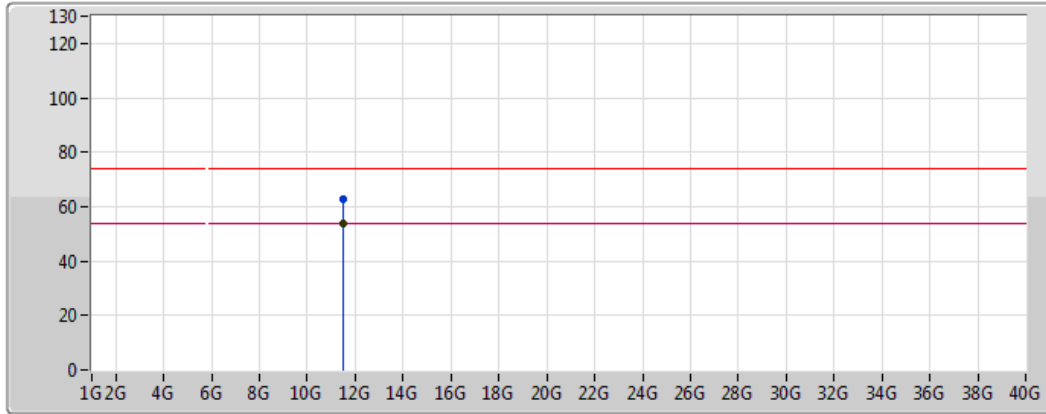
Type	Freq (Hz)	Level (dBuV/m)	Limit (dBuV/m)	Margin (dB)	Factor (dB)	Dist (m)	Condition	Azimuth (°)	Height (m)	Comments	Raw (dBuV)	AF (dB)	CL (dB)	PA (dB)
AV	5.7402G	98.16	Inf	-Inf	5.87	3	Horizontal	5	3.42	-	92.29	32.19	8.87	35.18
PK	5.5926G	60.20	68.20	-8.00	5.49	3	Horizontal	5	3.42	-	54.71	32.01	8.66	35.18
PK	5.739G	106.19	Inf	-Inf	5.87	3	Horizontal	5	3.42	-	100.33	32.19	8.86	35.18
PK	5.9454G	59.94	68.20	-8.26	6.39	3	Horizontal	5	3.42	-	53.55	32.43	9.15	35.19



802.11a_Nss1,(6Mbps)_1TX(Port1)

5745MHz_TX

18/12/2017



Legend for plot:

- Lim.PK
- PK
- Lim.AV
- AV

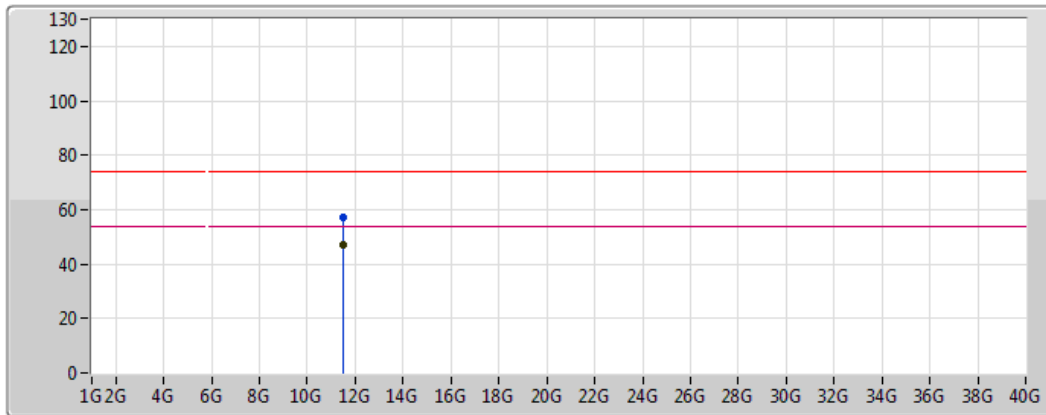
Type	Freq (Hz)	Level (dBuV/m)	Limit (dBuV/m)	Margin (dB)	Factor (dB)	Dist (m)	Condition	Azimuth (°)	Height (m)	Comments	Raw (dBuV)	AF (dB)	CL (dB)	PA (dB)
AV	11.48988G	53.81	54.00	-0.19	15.94	3	Vertical	117	1.00	-	37.87	39.57	11.86	35.48
PK	11.48994G	62.48	74.00	-11.52	15.94	3	Vertical	117	1.00	-	46.54	39.57	11.86	35.48



802.11a_Nss1,(6Mbps)_1TX(Port1)

5745MHz_TX

18/12/2017



Legend for plot:

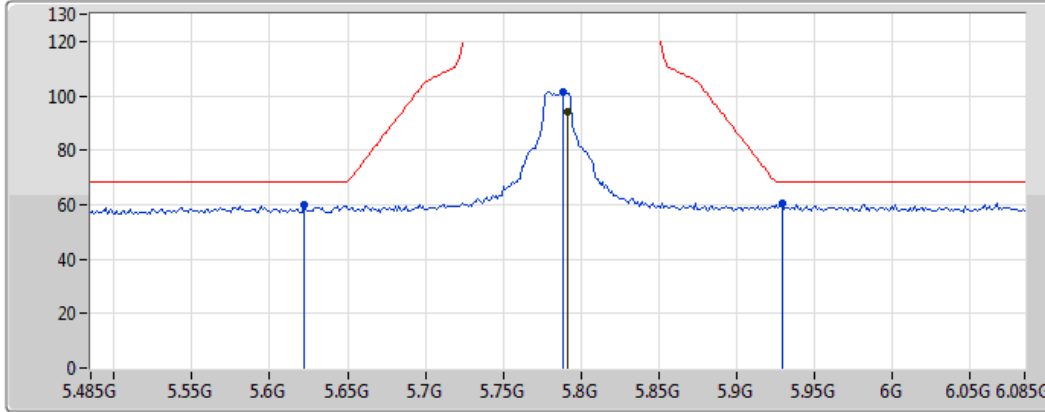
- Lim.PK
- PK
- Lim.AV
- AV

Type	Freq (Hz)	Level (dBuV/m)	Limit (dBuV/m)	Margin (dB)	Factor (dB)	Dist (m)	Condition	Azimuth (°)	Height (m)	Comments	Raw (dBuV)	AF (dB)	CL (dB)	PA (dB)
AV	11.4912G	47.10	54.00	-6.90	15.94	3	Horizontal	344	1.04	-	31.16	39.56	11.86	35.48
PK	11.47722G	57.29	74.00	-16.71	15.96	3	Horizontal	344	1.04	-	41.33	39.58	11.85	35.48

802.11a_Nss1,(6Mbps)_1TX(Port1)

5785MHz_TX

15/12/2017



Legend for the spectrum plot:

- Lim.PK: Red line with a peak icon
- PK: Blue line with a peak icon
- Lim.AV: Red line with a flat icon
- AV: Blue line with a flat icon

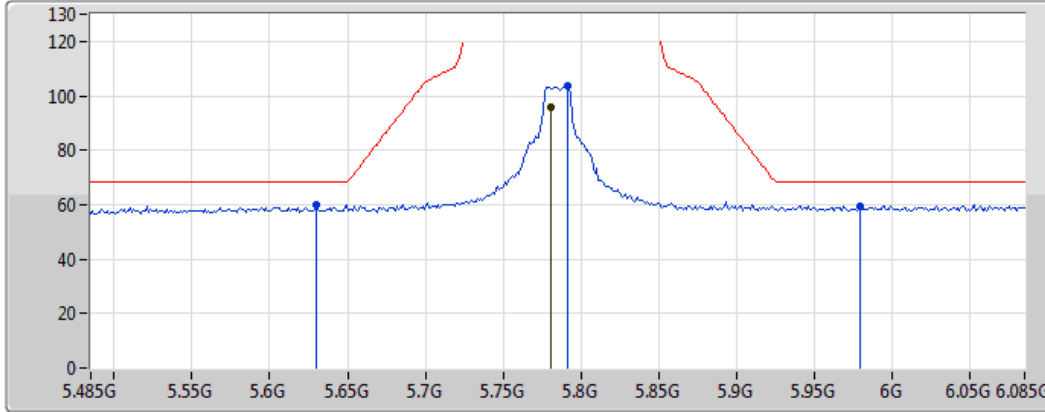
Type	Freq (Hz)	Level (dBuV/m)	Limit (dBuV/m)	Margin (dB)	Factor (dB)	Dist (m)	Condition	Azimuth (°)	Height (m)	Comments	Raw (dBuV)	AF (dB)	CL (dB)	PA (dB)
AV	5.791G	93.93	Inf	-Inf	6.00	3	Vertical	352	1.02	-	87.93	32.25	8.94	35.19
PK	5.6218G	59.71	68.20	-8.49	5.57	3	Vertical	352	1.02	-	54.14	32.05	8.70	35.18
PK	5.7886G	101.38	Inf	-Inf	5.99	3	Vertical	352	1.02	-	95.38	32.25	8.93	35.19
PK	5.929G	60.37	68.20	-7.83	6.35	3	Vertical	352	1.02	-	54.01	32.41	9.13	35.19



802.11a_Nss1,(6Mbps)_1TX(Port1)

5785MHz_TX

15/12/2017



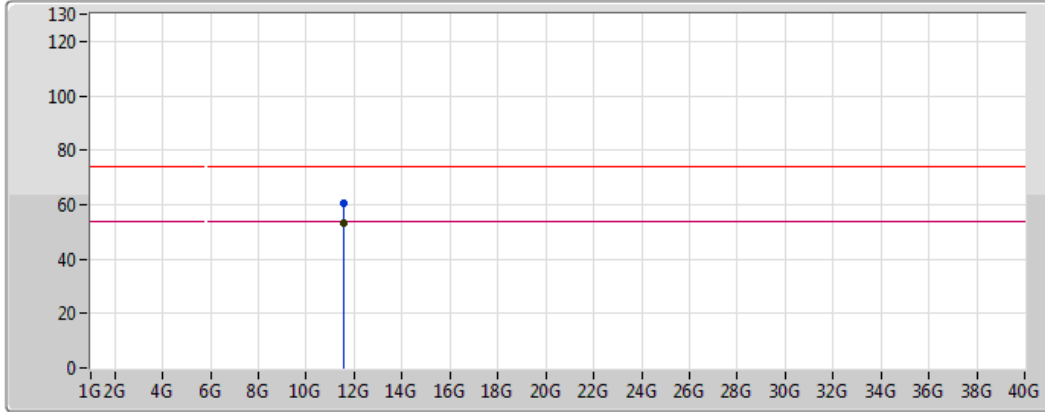
Type	Freq (Hz)	Level (dBuV/m)	Limit (dBuV/m)	Margin (dB)	Factor (dB)	Dist (m)	Condition	Azimuth (°)	Height (m)	Comments	Raw (dBuV)	AF (dB)	CL (dB)	PA (dB)
AV	5.7802G	95.83	Inf	-Inf	5.97	3	Horizontal	17	1.03	-	89.86	32.24	8.92	35.19
PK	5.6302G	60.19	68.20	-8.01	5.59	3	Horizontal	17	1.03	-	54.60	32.06	8.71	35.18
PK	5.791G	103.51	Inf	-Inf	6.00	3	Horizontal	17	1.03	-	97.51	32.25	8.94	35.19
PK	5.9794G	59.53	68.20	-8.67	6.48	3	Horizontal	17	1.03	-	53.05	32.48	9.20	35.20



802.11a_Nss1,(6Mbps)_1TX(Port1)

5785MHz_TX

18/12/2017



Legend for plot:

- Lim.PK
- PK
- Lim.AV
- AV

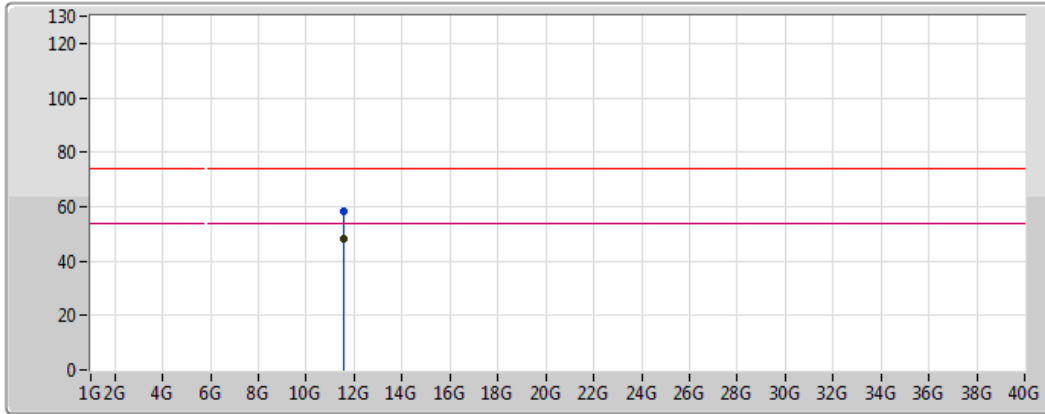
Type	Freq (Hz)	Level (dBuV/m)	Limit (dBuV/m)	Margin (dB)	Factor (dB)	Dist (m)	Condition	Azimuth (°)	Height (m)	Comments	Raw (dBuV)	AF (dB)	CL (dB)	PA (dB)
AV	11.56994G	52.97	54.00	-1.03	15.84	3	Vertical	134	1.04	-	37.13	39.45	11.89	35.49
PK	11.56688G	60.42	74.00	-13.58	15.84	3	Vertical	134	1.04	-	44.57	39.45	11.89	35.49



802.11a_Nss1,(6Mbps)_1TX(Port1)

5785MHz_TX

18/12/2017



Legend for plot:

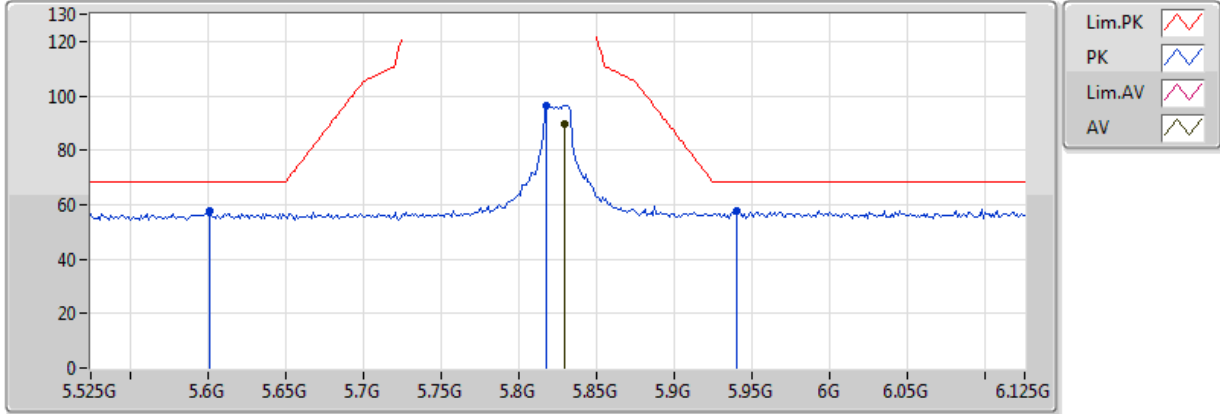
- Lim.PK
- PK
- Lim.AV
- AV

Type	Freq (Hz)	Level (dBuV/m)	Limit (dBuV/m)	Margin (dB)	Factor (dB)	Dist (m)	Condition	Azimuth (°)	Height (m)	Comments	Raw (dBuV)	AF (dB)	CL (dB)	PA (dB)
AV	11.57006G	48.46	54.00	-5.54	15.84	3	Horizontal	196	1.06	-	32.62	39.44	11.89	35.49
PK	11.58248G	58.33	74.00	-15.67	15.82	3	Horizontal	196	1.06	-	42.51	39.43	11.89	35.50

802.11a_Nss1,(6Mbps)_1TX(Port1)

5825MHz_TX

18/12/2017

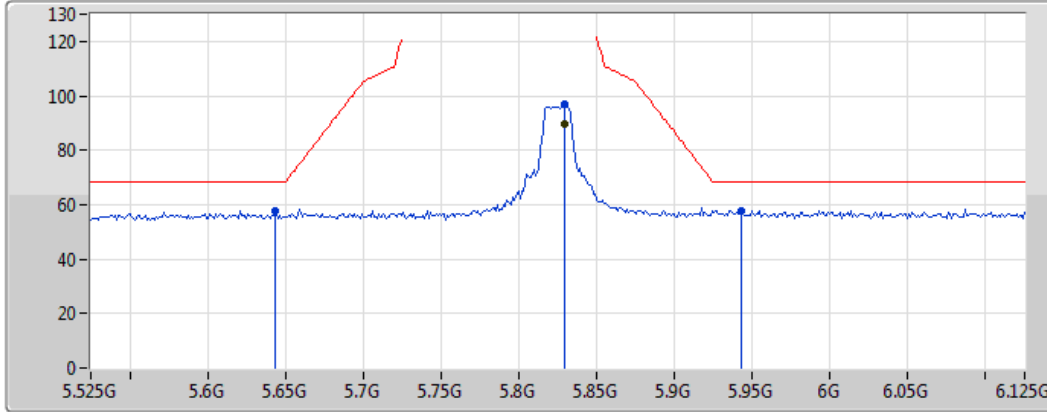


Type	Freq (Hz)	Level (dBuV/m)	Limit (dBuV/m)	Margin (dB)	Factor (dB)	Dist (m)	Condition	Azimuth (°)	Height (m)	Comments	Raw (dBuV)	AF (dB)	CL (dB)	PA (dB)
AV	5.8298G	89.82	Inf	-Inf	6.10	3	Vertical	359	1.01	-	83.72	32.30	8.99	35.19
PK	5.6018G	57.61	68.20	-10.59	5.51	3	Vertical	359	1.01	-	52.10	32.02	8.67	35.18
PK	5.8178G	96.54	Inf	-Inf	6.07	3	Vertical	359	1.01	-	90.48	32.28	8.97	35.19
PK	5.9402G	57.70	68.20	-10.50	6.38	3	Vertical	359	1.01	-	51.32	32.43	9.15	35.19





802.11a_Nss1,(6Mbps)_1TX(Port1)

5825MHz_TX

18/12/2017



Legend for plot:

- Lim.PK 
- PK 
- Lim.AV 
- AV 

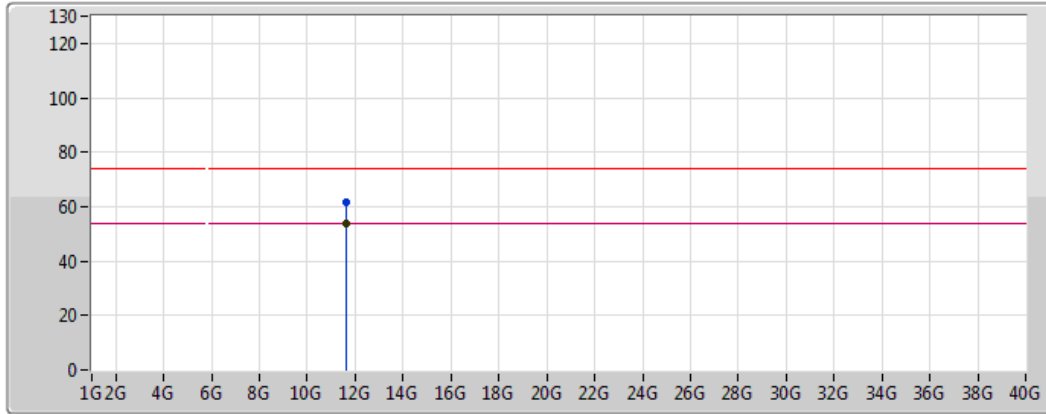
Type	Freq (Hz)	Level (dBuV/m)	Limit (dBuV/m)	Margin (dB)	Factor (dB)	Dist (m)	Condition	Azimuth (°)	Height (m)	Comments	Raw (dBuV)	AF (dB)	CL (dB)	PA (dB)
AV	5.8298G	89.70	Inf	-Inf	6.10	3	Horizontal	302	1.01	-	83.60	32.30	8.99	35.19
PK	5.6438G	57.53	68.20	-10.67	5.62	3	Horizontal	302	1.01	-	51.91	32.07	8.73	35.18
PK	5.8298G	96.83	Inf	-Inf	6.10	3	Horizontal	302	1.01	-	90.73	32.30	8.99	35.19
PK	5.9426G	57.94	68.20	-10.26	6.39	3	Horizontal	302	1.01	-	51.56	32.43	9.15	35.19



802.11a_Nss1,(6Mbps)_1TX(Port1)

5825MHz_TX

18/12/2017

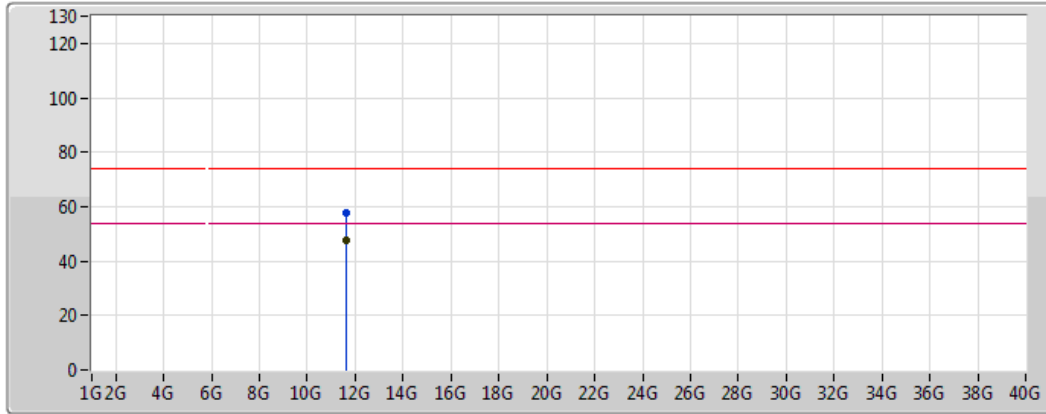






Type	Freq (Hz)	Level (dBuV/m)	Limit (dBuV/m)	Margin (dB)	Factor (dB)	Dist (m)	Condition	Azimuth (°)	Height (m)	Comments	Raw (dBuV)	AF (dB)	CL (dB)	PA (dB)
AV	11.64982G	53.88	54.00	-0.12	15.74	3	Vertical	125	1.00	-	38.14	39.33	11.92	35.51
PK	11.64964G	61.37	74.00	-12.63	15.74	3	Vertical	125	1.00	-	45.63	39.33	11.92	35.51

802.11a_Nss1,(6Mbps)_1TX(Port1)

5825MHz_TX

18/12/2017



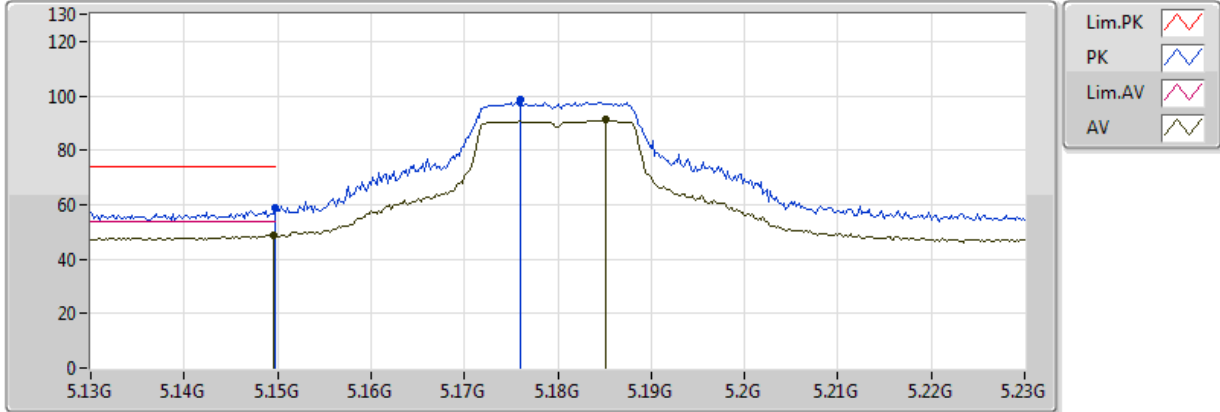
Lim.PK	
PK	
Lim.AV	
AV	

Type	Freq (Hz)	Level (dBuV/m)	Limit (dBuV/m)	Margin (dB)	Factor (dB)	Dist (m)	Condition	Azimuth (°)	Height (m)	Comments	Raw (dBuV)	AF (dB)	CL (dB)	PA (dB)
AV	11.64976G	47.73	54.00	-6.27	15.74	3	Horizontal	161	2.13	-	31.99	39.33	11.92	35.51
PK	11.64874G	57.55	74.00	-16.45	15.74	3	Horizontal	161	2.13	-	41.81	39.33	11.92	35.51

802.11ac VHT20_Nss1,(MCS0)_1TX(Port1)

5180MHz_TX

18/12/2017

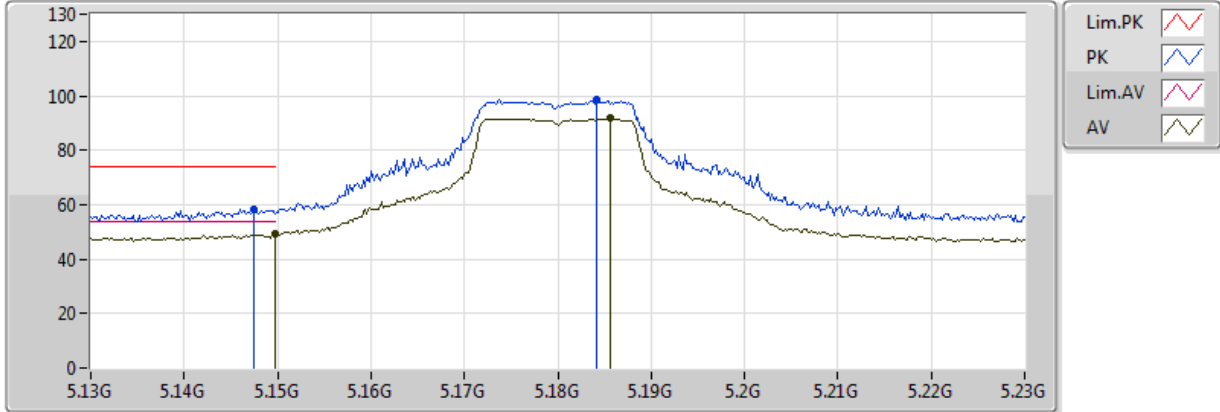


Type	Freq (Hz)	Level (dBuV/m)	Limit (dBuV/m)	Margin (dB)	Factor (dB)	Dist (m)	Condition	Azimuth (°)	Height (m)	Comments	Raw (dBuV)	AF (dB)	CL (dB)	PA (dB)
AV	5.1496G	48.95	54.00	-5.05	4.79	3	Vertical	354	1.03	-	44.16	31.62	8.37	35.21
AV	5.1852G	91.08	Inf	-Inf	4.84	3	Vertical	354	1.03	-	86.24	31.65	8.39	35.20
PK	5.1498G	58.98	74.00	-15.02	4.79	3	Vertical	354	1.03	-	54.19	31.62	8.37	35.21
PK	5.176G	98.41	Inf	-Inf	4.83	3	Vertical	354	1.03	-	93.58	31.64	8.39	35.20

802.11ac VHT20_Nss1,(MCS0)_1TX(Port1)

5180MHz_TX

18/12/2017

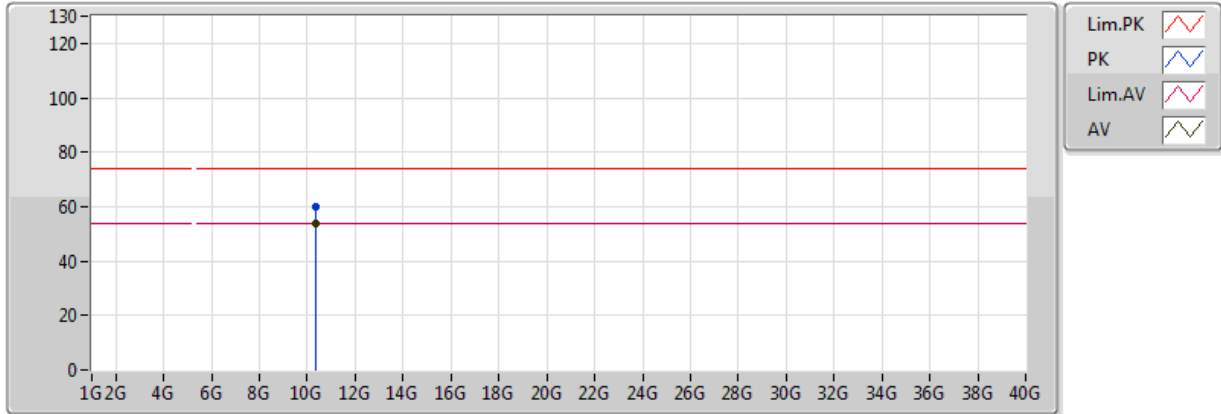


Type	Freq (Hz)	Level (dBuV/m)	Limit (dBuV/m)	Margin (dB)	Factor (dB)	Dist (m)	Condition	Azimuth (°)	Height (m)	Comments	Raw (dBuV)	AF (dB)	CL (dB)	PA (dB)
AV	5.1498G	49.35	54.00	-4.65	4.79	3	Horizontal	139	1.05	-	44.56	31.62	8.37	35.21
AV	5.1856G	91.73	Inf	-Inf	4.84	3	Horizontal	139	1.05	-	86.89	31.65	8.39	35.20
PK	5.1474G	58.32	74.00	-15.68	4.79	3	Horizontal	139	1.05	-	53.53	31.62	8.37	35.21
PK	5.1842G	98.83	Inf	-Inf	4.84	3	Horizontal	139	1.05	-	94.00	31.65	8.39	35.20

802.11ac VHT20_Nss1,(MCS0)_1TX(Port1)

5180MHz_TX

18/12/2017



Type	Freq (Hz)	Level (dBuV/m)	Limit (dBuV/m)	Margin (dB)	Factor (dB)	Dist (m)	Condition	Azimuth (°)	Height (m)	Comments	Raw (dBuV)	AF (dB)	CL (dB)	PA (dB)
AV	10.35994G	53.57	54.00	-0.43	15.17	3	Vertical	117	1.01	-	38.41	39.40	11.57	35.81
PK	10.35994G	59.97	74.00	-14.03	15.17	3	Vertical	117	1.01	-	44.80	39.40	11.57	35.81