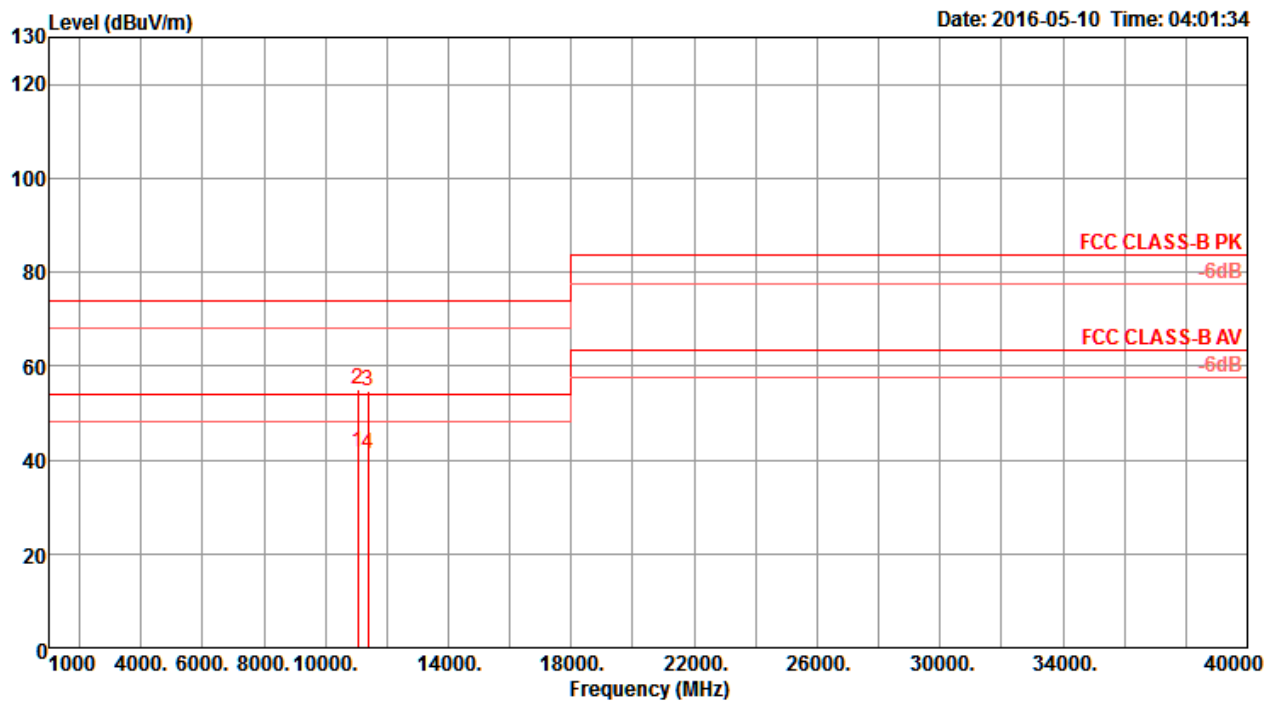


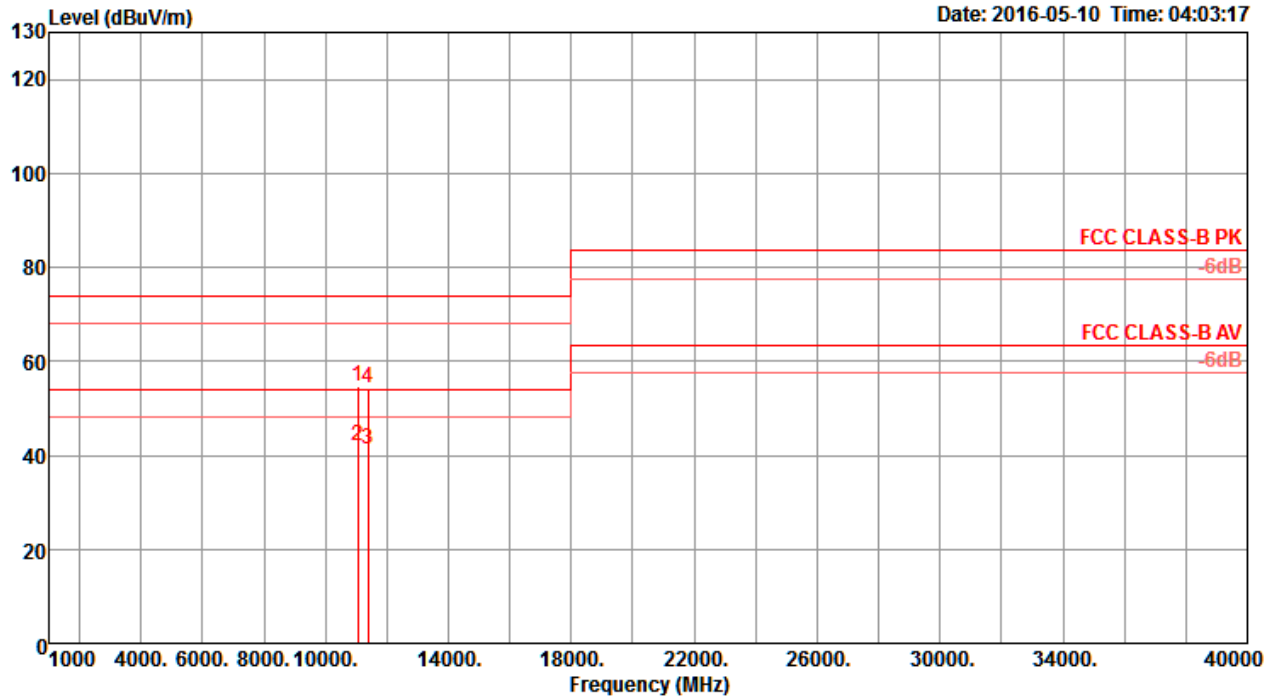
Temperature	22°C	Humidity	56%
Test Engineer	Peter Wu & Gary Chu	Configurations	IEEE 802.11ac MCS0/Nss2 VHT80+80 Type 8 / CH 106+138 / Chain 1 + Chain 2 + Chain 3 + Chain 4
Test Mode	Mode 1		

Horizontal



	Freq	Level	Limit	Over	Read	Cable	Antenna	Preamp	T/Pos	A/Pos	Remark	Pol/Phase
	MHz	dBuV/m	dBuV/m	dB	dBuV	dB	dB/m	dB	deg	cm		
1	11061.20	41.59	54.00	-12.41	28.08	9.67	38.50	34.66	342	149	Average	HORIZONTAL
2	11064.68	55.17	74.00	-18.83	41.66	9.67	38.50	34.66	342	149	Peak	HORIZONTAL
3	11374.76	54.72	74.00	-19.28	41.22	9.63	38.50	34.63	216	135	Peak	HORIZONTAL
4	11378.32	41.29	54.00	-12.71	27.79	9.63	38.50	34.63	216	135	Average	HORIZONTAL

Vertical

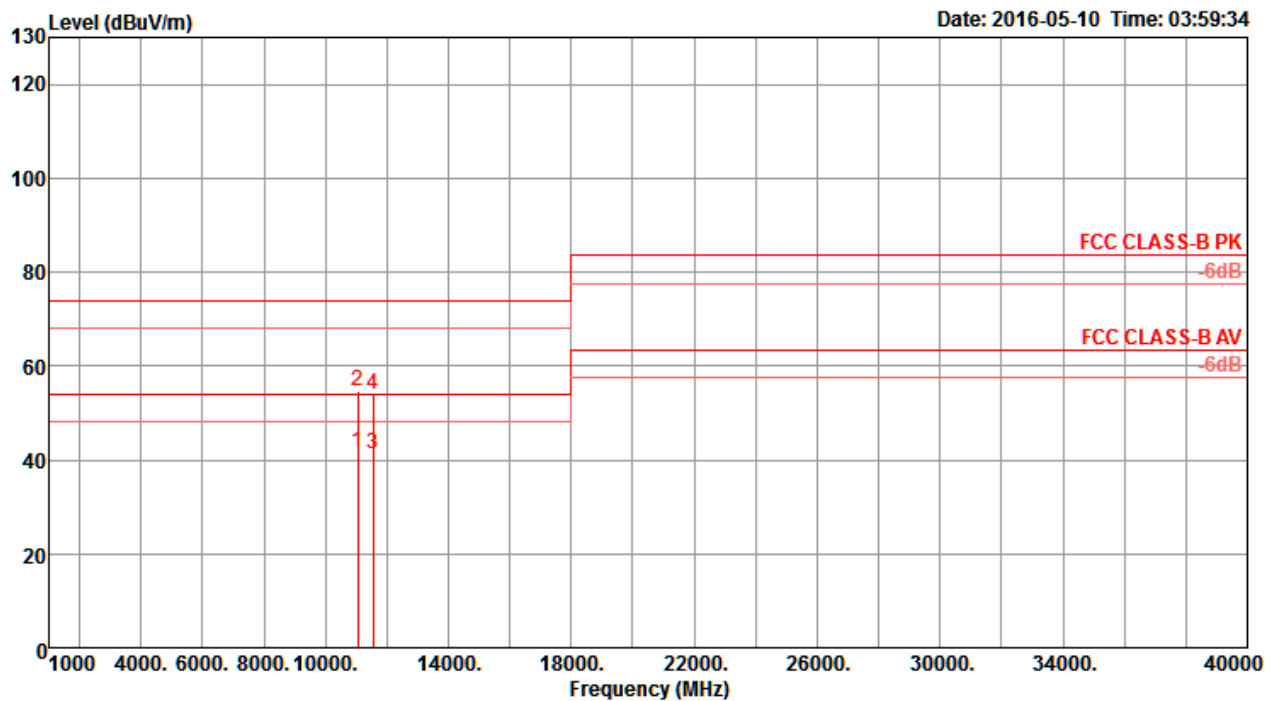


	Freq	Level	Limit	Over	Read	CableAntenna	Preamp	T/Pos	A/Pos	Remark	Pol/Phase
	MHz	dBuV/m	dBuV/m	dB	dBuV	dB	dB/m	deg	cm		
1	11061.88	54.68	74.00	-19.32	41.17	9.67	38.50	318	145	Peak	VERTICAL
2	11067.96	42.09	54.00	-11.91	28.57	9.67	38.50	318	145	Average	VERTICAL
3	11376.28	41.40	54.00	-12.60	27.90	9.63	38.50	179	138	Average	VERTICAL
4	11377.20	54.19	74.00	-19.81	40.69	9.63	38.50	179	138	Peak	VERTICAL



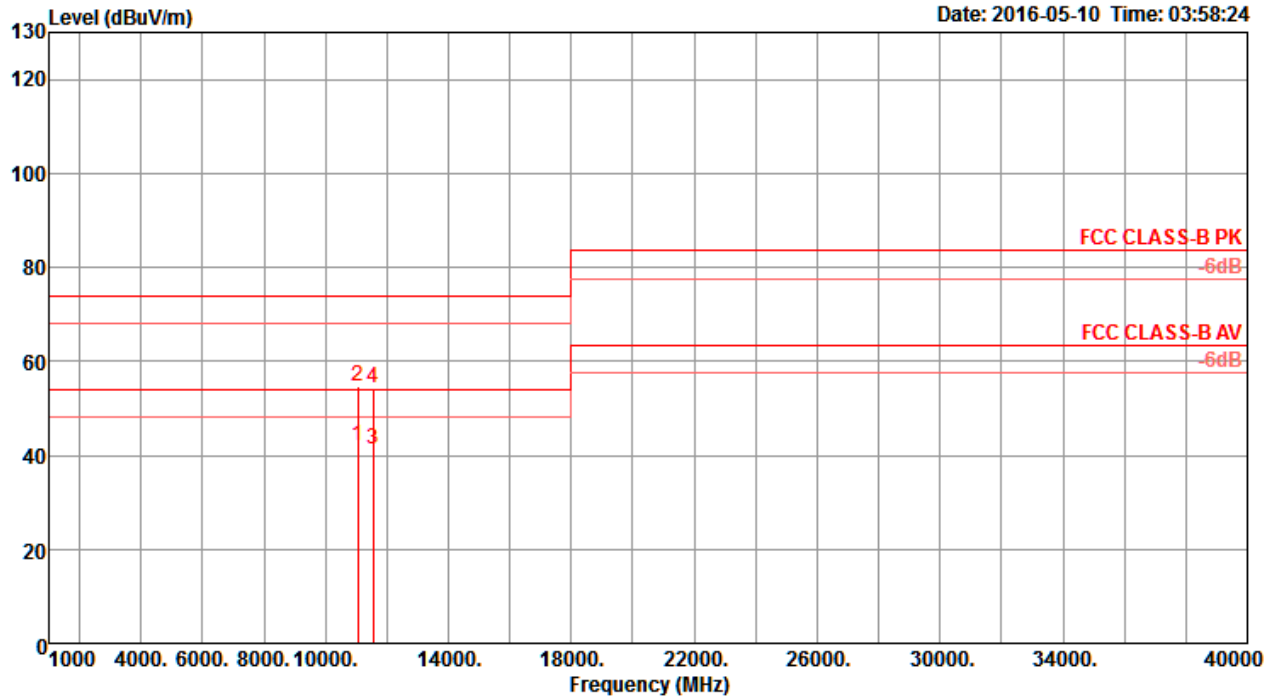
Temperature	22°C	Humidity	56%
Test Engineer	Peter Wu & Gary Chu	Configurations	IEEE 802.11ac MCS0/Nss2 VHT80+80 Type 9 / CH 106+155 / Chain 1 + Chain 2 + Chain 3 + Chain 4
Test Mode	Mode 1		

Horizontal



	Freq	Level	Limit	Over	Read	Cable	Antenna	Preamp	T/Pos	A/Pos	Remark	Pol/Phase
	MHz	dBuV/m	dBuV/m	dB	dBuV	dB	dB/m	dB	deg	cm		
1	11050.32	41.63	54.00	-12.37	28.11	9.68	38.50	34.66	171	146	Average	HORIZONTAL
2	11050.52	54.66	74.00	-19.34	41.14	9.68	38.50	34.66	171	146	Peak	HORIZONTAL
3	11540.76	41.39	54.00	-12.61	27.90	9.61	38.51	34.63	339	133	Average	HORIZONTAL
4	11556.88	53.92	74.00	-20.08	40.43	9.61	38.53	34.65	339	133	Peak	HORIZONTAL

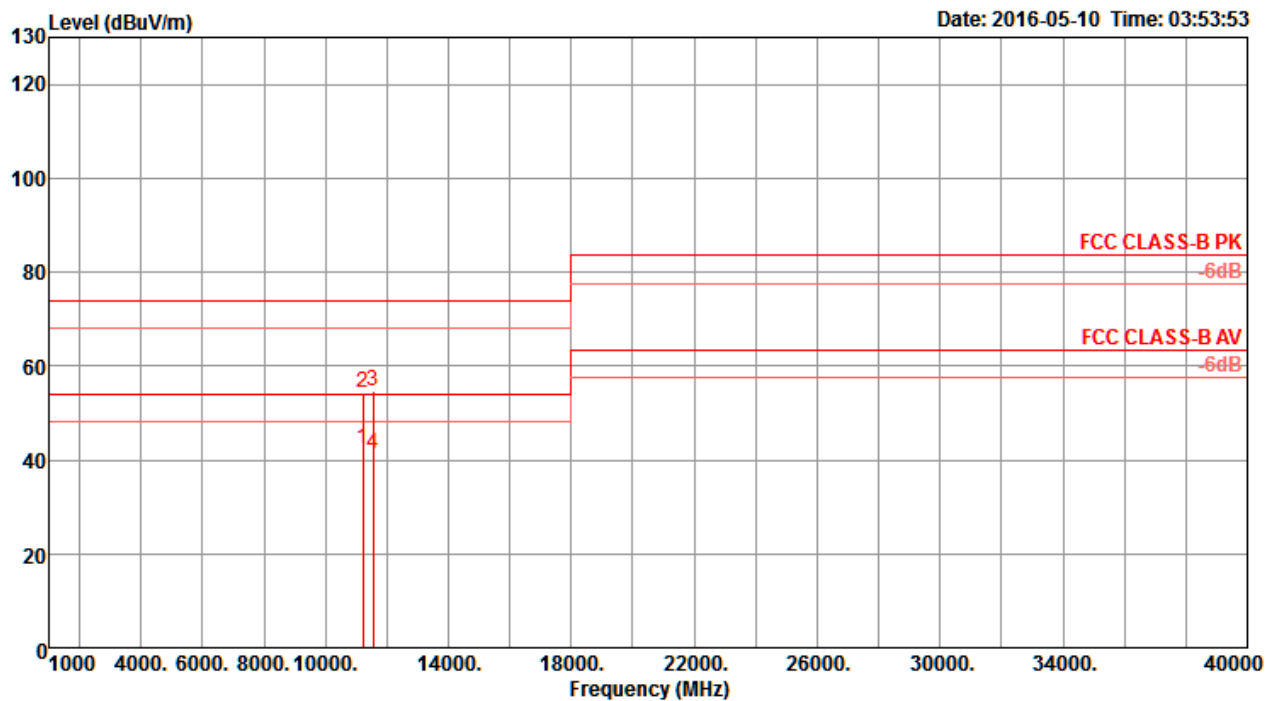
Vertical



	Freq	Level	Limit	Over	Read	CableAntenna	Preamp	T/Pos	A/Pos	Remark	Pol/Phase
	MHz	dBuV/m	dBuV/m	dB	dBuV	dB	dB/m	deg	cm		
1	11056.12	42.05	54.00	-11.95	28.53	9.68	38.50	34.66	178	108 Average	VERTICAL
2	11058.08	54.79	74.00	-19.21	41.27	9.68	38.50	34.66	178	108 Peak	VERTICAL
3	11543.28	41.39	54.00	-12.61	27.90	9.61	38.51	34.63	278	127 Average	VERTICAL
4	11549.24	54.22	74.00	-19.78	40.75	9.61	38.51	34.65	278	127 Peak	VERTICAL

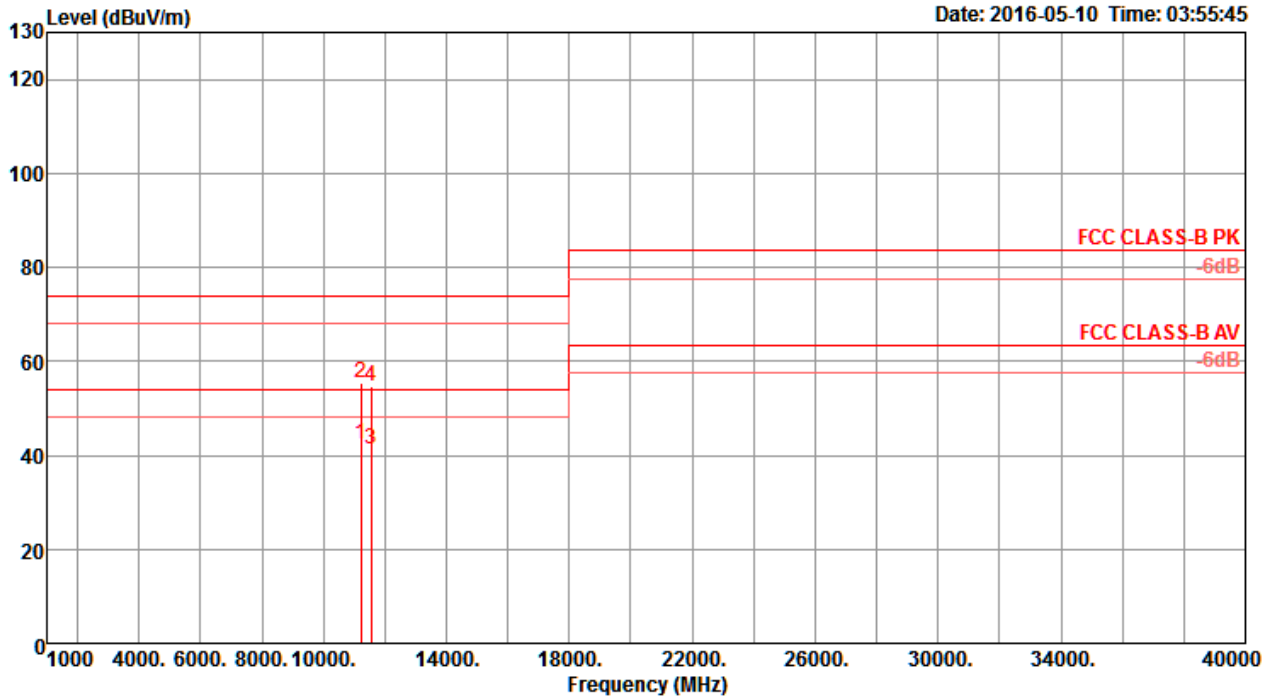
Temperature	22°C	Humidity	56%
Test Engineer	Peter Wu & Gary Chu	Configurations	IEEE 802.11ac MCS0/Nss2 VHT80+80 Type 10 / CH 122+155 / Chain 1 + Chain 2 + Chain 3 + Chain 4
Test Mode	Mode 1		

Horizontal



	Freq	Level	Limit	Over	Read	Cable	Antenna	Preamp	T/Pos	A/Pos	Remark	Pol/Phase
	MHz	dBuV/m	dBuV/m	dB	dBuV	dB	dB/m	dB	deg	cm		
1	11210.32	42.31	54.00	-11.69	28.79	9.66	38.50	34.64	323	142	Average	HORIZONTAL
2	11213.28	54.35	74.00	-19.65	40.83	9.66	38.50	34.64	323	142	Peak	HORIZONTAL
3	11543.64	54.64	74.00	-19.36	41.15	9.61	38.51	34.63	265	134	Peak	HORIZONTAL
4	11545.60	41.44	54.00	-12.56	27.95	9.61	38.51	34.63	265	134	Average	HORIZONTAL

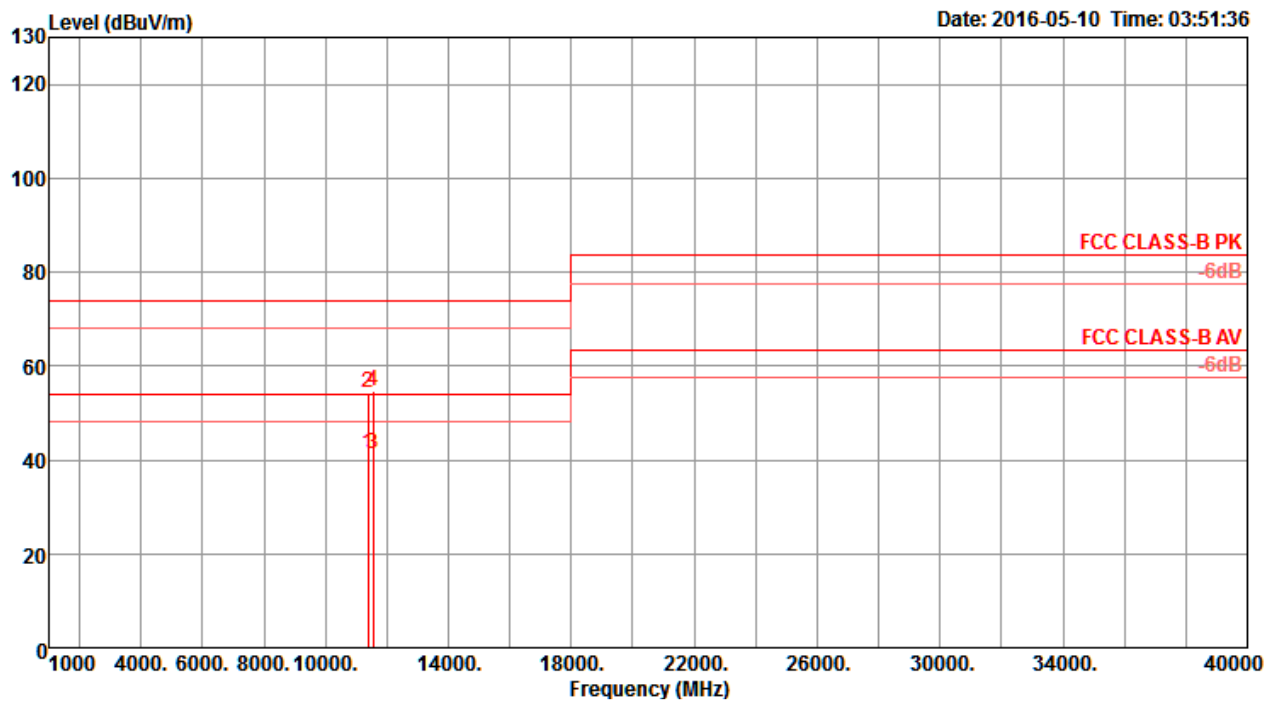
Vertical



	Freq	Level	Limit	Over	Read	CableAntenna	Preamp	T/Pos	A/Pos	Remark	Pol/Phase
	MHz	dBuV/m	dBuV/m	dB	dBuV	dB	dB/m	deg	cm		
1	11210.52	42.20	54.00	-11.80	28.68	9.66	38.50	34.64	31	129 Average	VERTICAL
2	11218.00	55.55	74.00	-18.45	42.03	9.66	38.50	34.64	31	129 Peak	VERTICAL
3	11540.44	41.33	54.00	-12.67	27.84	9.61	38.51	34.63	211	142 Average	VERTICAL
4	11540.72	54.57	74.00	-19.43	41.08	9.61	38.51	34.63	211	142 Peak	VERTICAL

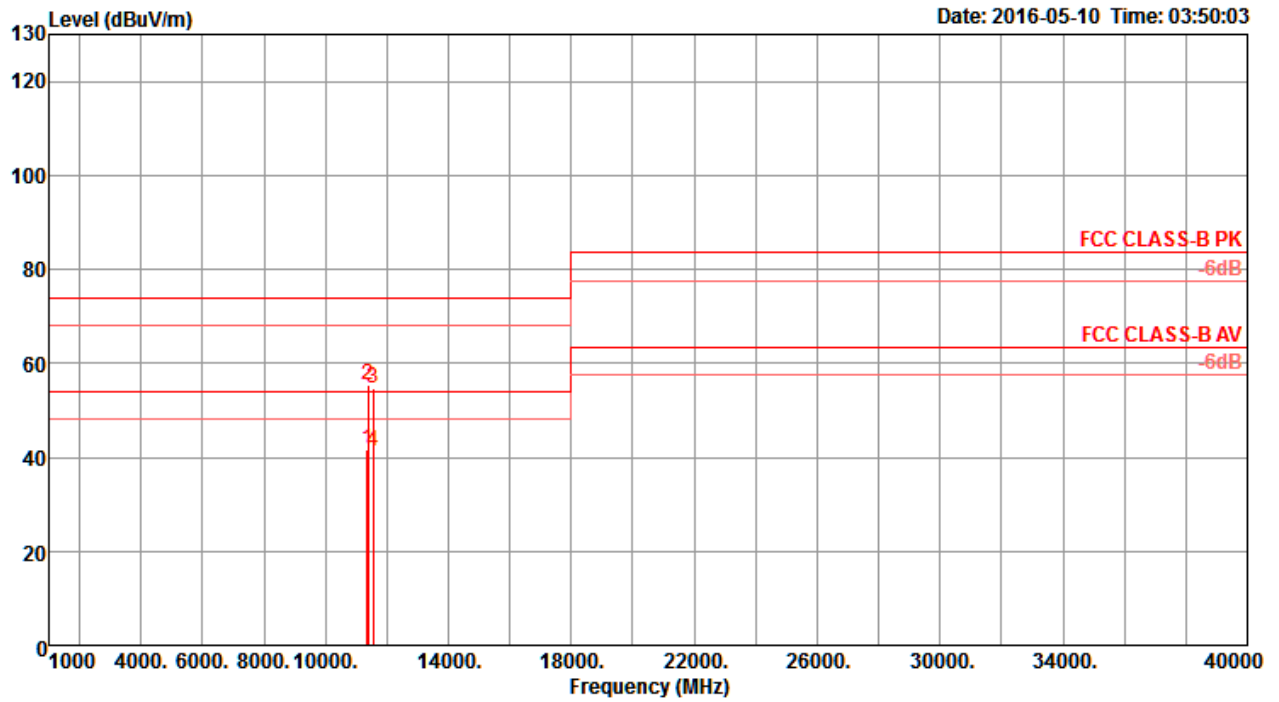
Temperature	22°C	Humidity	56%
Test Engineer	Peter Wu & Gary Chu	Configurations	IEEE 802.11ac MCS0/Nss2 VHT80+80 Type 11 / CH 138+155 / Chain 1 + Chain 2 + Chain 3 + Chain 4
Test Mode	Mode 1		

Horizontal



	Freq	Level	Limit	Over	Read	Cable	Antenna	Preamp	T/Pos	A/Pos	Remark	Pol/Phase
	MHz	dBuV/m	dBuV/m	dB	dBuV	dB	dB/m	dB	deg	cm		
1	11374.48	41.37	54.00	-12.63	27.87	9.63	38.50	34.63	258	123	Average	HORIZONTAL
2	11388.52	54.23	74.00	-19.77	40.73	9.63	38.50	34.63	258	123	Peak	HORIZONTAL
3	11540.44	41.41	54.00	-12.59	27.92	9.61	38.51	34.63	110	126	Average	HORIZONTAL
4	11557.40	54.76	74.00	-19.24	41.27	9.61	38.53	34.65	110	126	Peak	HORIZONTAL

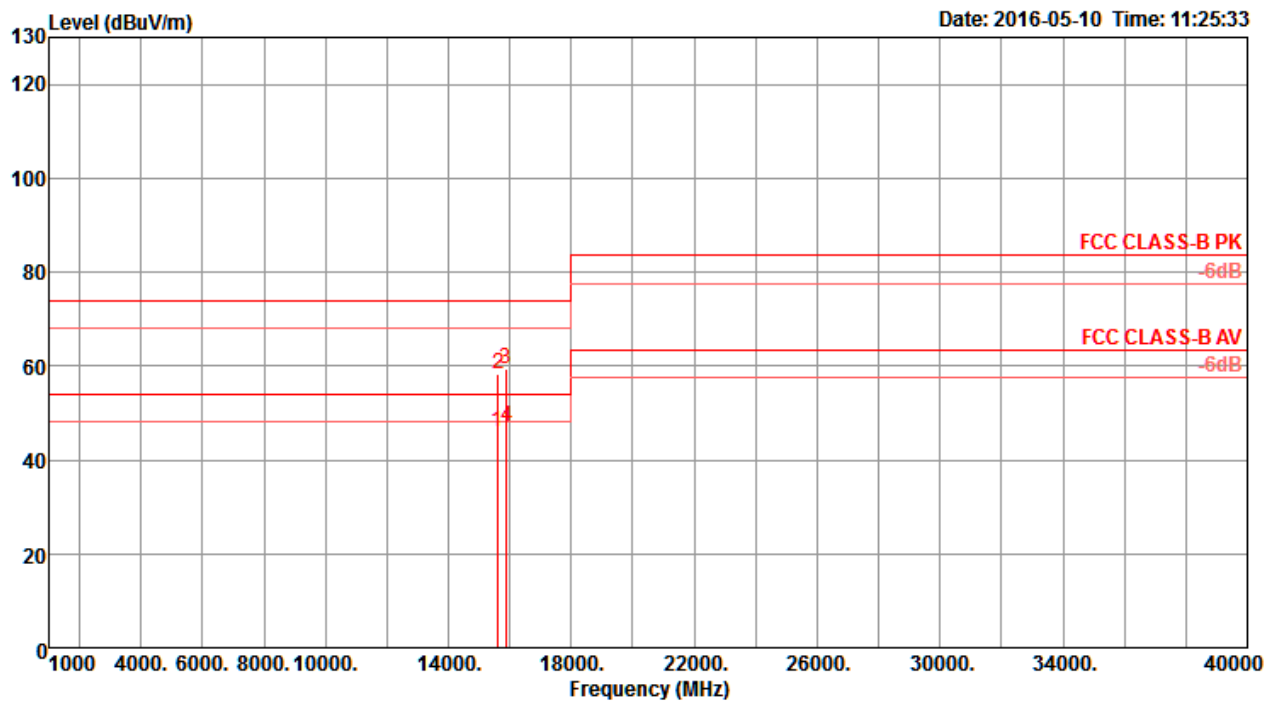
Vertical



	Freq	Level	Limit	Over	Read	CableAntenna	Preamp	T/Pos	A/Pos	Remark	Pol/Phase
	MHz	dBuV/m	dBuV/m	dB	dBuV	dB	dB/m	deg	cm		
1	11370.88	41.73	54.00	-12.27	28.23	9.63	38.50	34.63	154	121 Average	VERTICAL
2	11375.04	55.38	74.00	-18.62	41.88	9.63	38.50	34.63	154	121 Peak	VERTICAL
3	11542.16	54.76	74.00	-19.24	41.27	9.61	38.51	34.63	352	101 Peak	VERTICAL
4	11553.64	41.37	54.00	-12.63	27.88	9.61	38.53	34.65	352	101 Average	VERTICAL

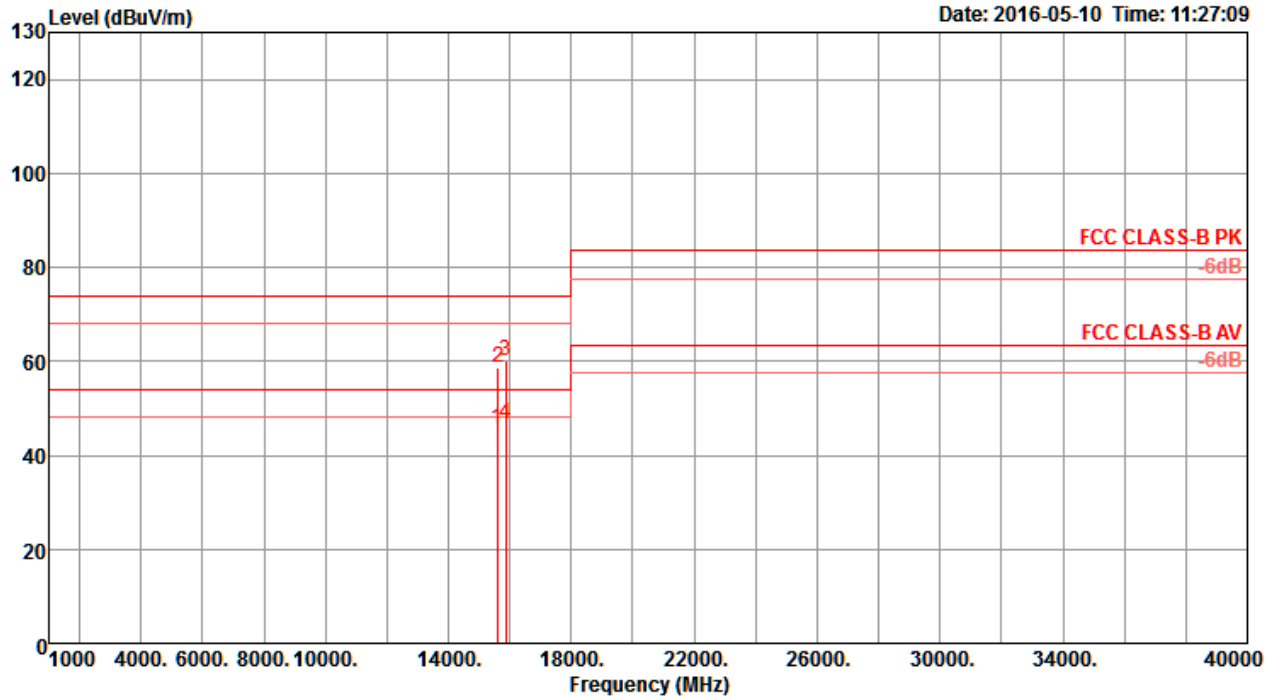
Temperature	22°C	Humidity	56%
Test Engineer	Peter Wu & Gary Chu	Configurations	IEEE 802.11ac MCS0/Nss2 VHT80+80 Type 12 / CH 42+58 / Chain 1 + Chain 2 + Chain 3 + Chain 4
Test Mode	Mode 1		

Horizontal



	Freq	Level	Limit	Over	Read	Cable	Antenna	Preamp	T/Pos	A/Pos	Remark	Pol/Phase
	MHz	dBuV/m	dBuV/m	dB	dBuV	dB	dB/m	dB	deg	cm		
1	15594.96	46.15	54.00	-7.85	31.36	11.24	38.23	34.68	236	251	Average	HORIZONTAL
2	15606.48	58.27	74.00	-15.73	43.41	11.25	38.29	34.68	236	251	Peak	HORIZONTAL
3	15860.72	59.21	74.00	-14.79	44.18	11.31	38.61	34.89	216	185	Peak	HORIZONTAL
4	15892.40	47.25	54.00	-6.75	32.20	11.32	38.67	34.94	216	185	Average	HORIZONTAL

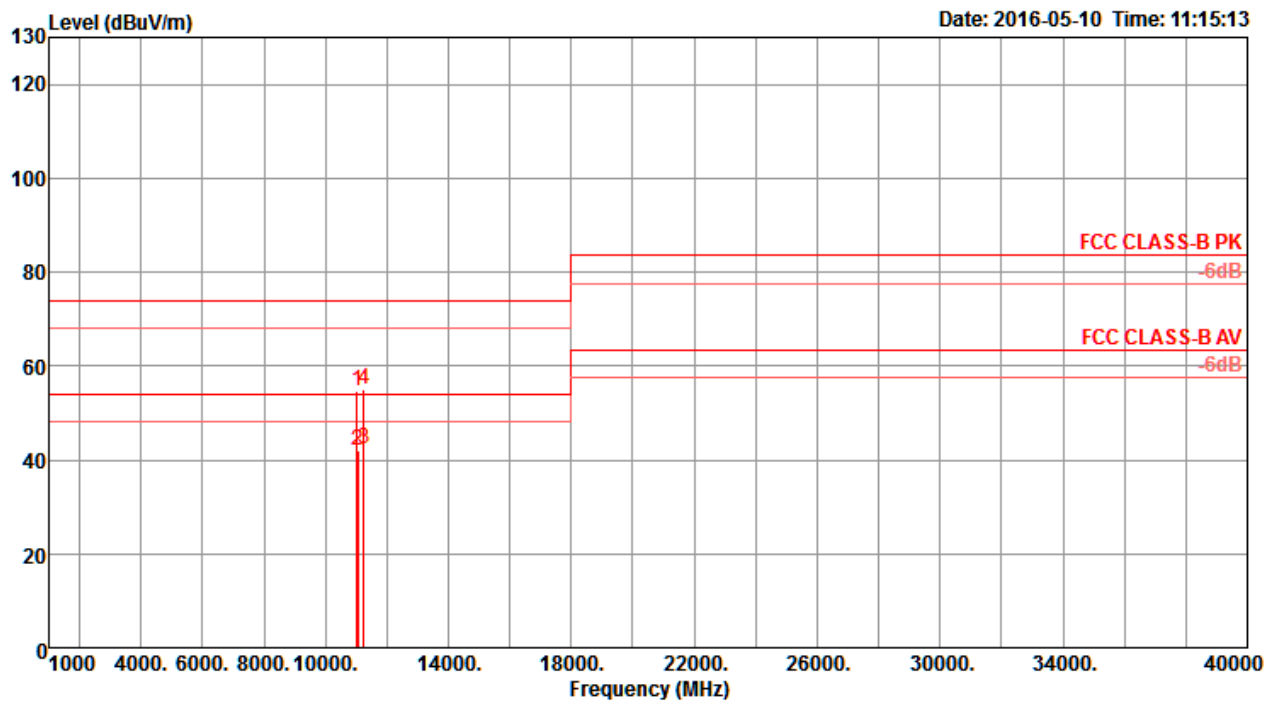
Vertical



	Freq	Level	Limit	Over	Read	CableAntenna	Preamp	T/Pos	A/Pos	Remark	Pol/Phase
	MHz	dBuV/m	dBuV/m	dB	dBuV	dB	dB/m	deg	cm		
1	15596.56	45.77	54.00	-8.23	30.98	11.24	38.23	34.68	182	180 Average	VERTICAL
2	15624.40	58.77	74.00	-15.23	43.96	11.25	38.29	34.73	182	180 Peak	VERTICAL
3	15869.68	60.11	74.00	-13.89	45.13	11.31	38.61	34.94	158	213 Peak	VERTICAL
4	15873.04	46.62	54.00	-7.38	31.64	11.31	38.61	34.94	158	213 Average	VERTICAL

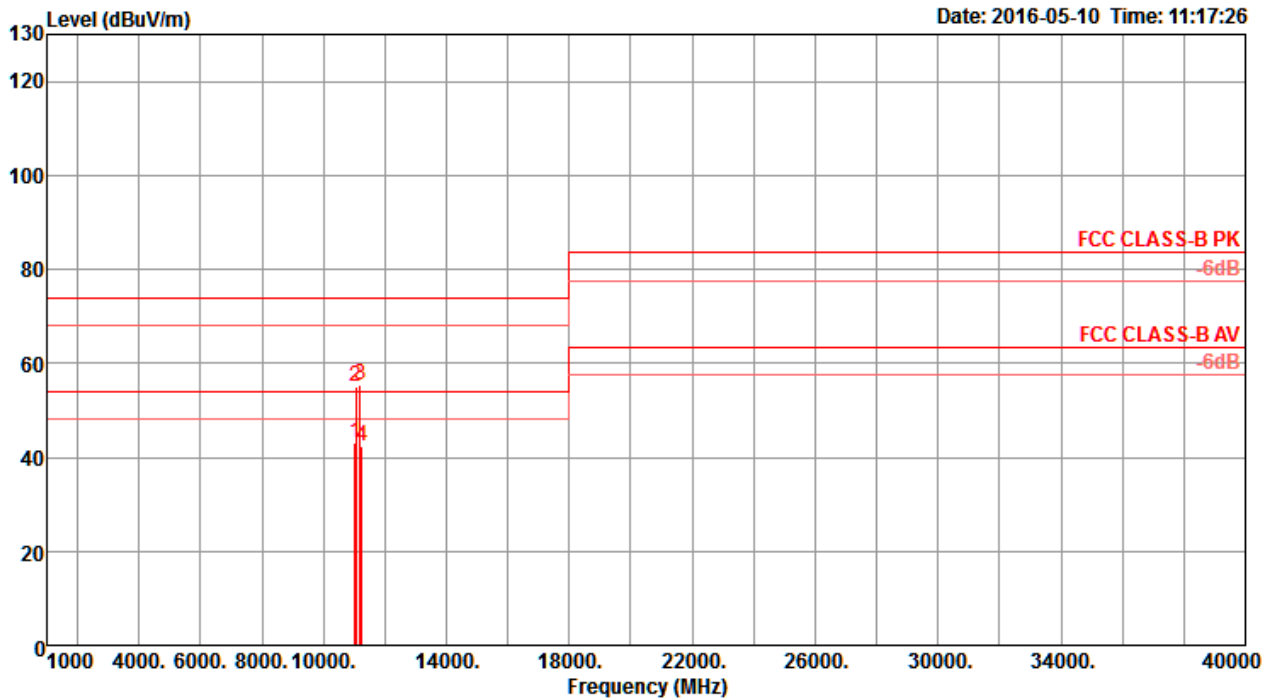
Temperature	22°C	Humidity	56%
Test Engineer	Peter Wu & Gary Chu	Configurations	IEEE 802.11ac MCS0/Nss2 VHT80+80 Type 13 / CH 106+122 / Chain 1 + Chain 2 + Chain 3 + Chain 4
Test Mode	Mode 1		

Horizontal



	Freq	Level	Limit	Over	Read	Cable	Antenna	Preamp	T/Pos	A/Pos	Remark	Pol/Phase
	MHz	dBuV/m	dBuV/m	dB	dBuV	dB	dB/m	dB	deg	cm		
1	11033.76	54.77	74.00	-19.23	41.25	9.68	38.50	34.66	132	231	Peak	HORIZONTAL
2	11040.96	42.18	54.00	-11.82	28.66	9.68	38.50	34.66	132	231	Average	HORIZONTAL
3	11243.52	42.30	54.00	-11.70	28.79	9.65	38.50	34.64	137	284	Average	HORIZONTAL
4	11250.24	54.92	74.00	-19.08	41.41	9.65	38.50	34.64	137	284	Peak	HORIZONTAL

Vertical



	Freq	Level	Limit	Over	Read	Cable	Antenna	Preamp	T/Pos	A/Pos	Remark	Pol/Phase
	MHz	dBuV/m	dBuV/m	dB	dBuV	dB	dB/m	dB	deg	cm		
1	11022.40	43.02	54.00	-10.98	29.50	9.68	38.50	34.66	304	208	Average	VERTICAL
2	11041.44	55.09	74.00	-18.91	41.57	9.68	38.50	34.66	304	208	Peak	VERTICAL
3	11200.16	55.26	74.00	-18.74	41.74	9.66	38.50	34.64	148	213	Peak	VERTICAL
4	11248.16	42.35	54.00	-11.65	28.84	9.65	38.50	34.64	148	213	Average	VERTICAL

Note:

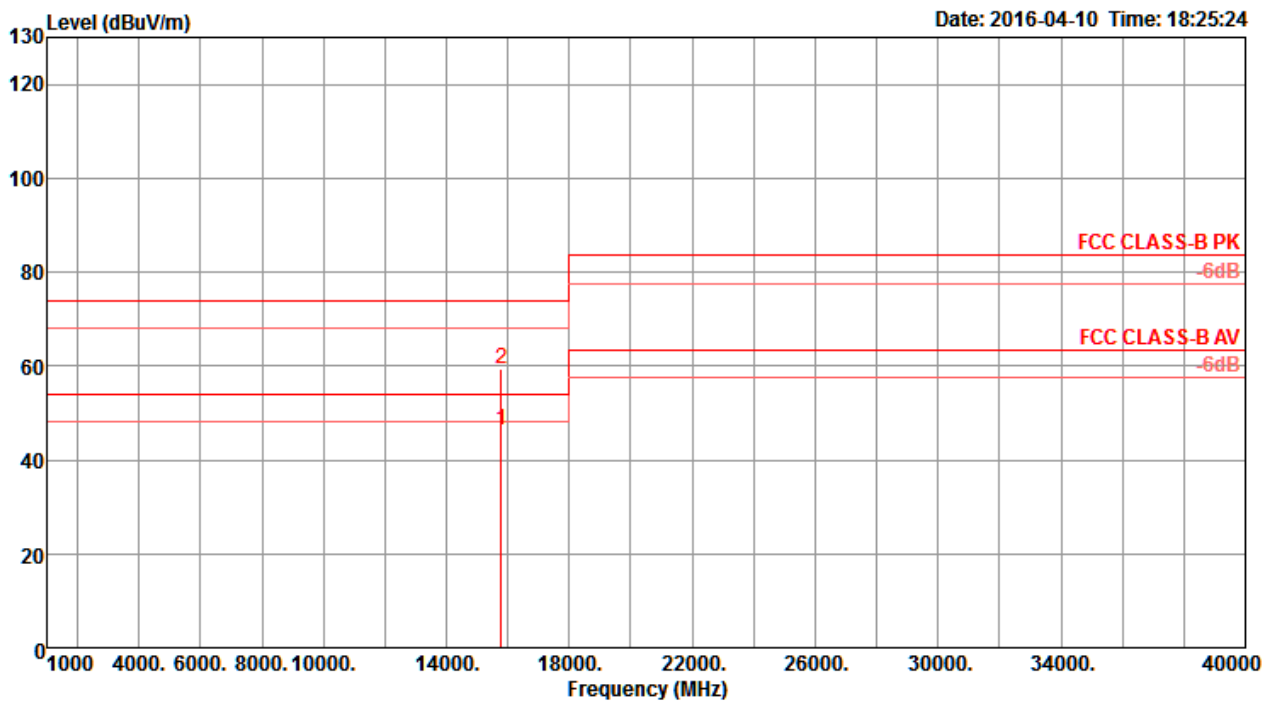
The amplitude of spurious emissions that are attenuated by more than 20dB below the permissible value has no need to be reported.

Emission level (dBuV/m) = 20 log Emission level (uV/m).

Corrected Reading: Antenna Factor + Cable Loss + Read Level - Preamp Factor = Level.

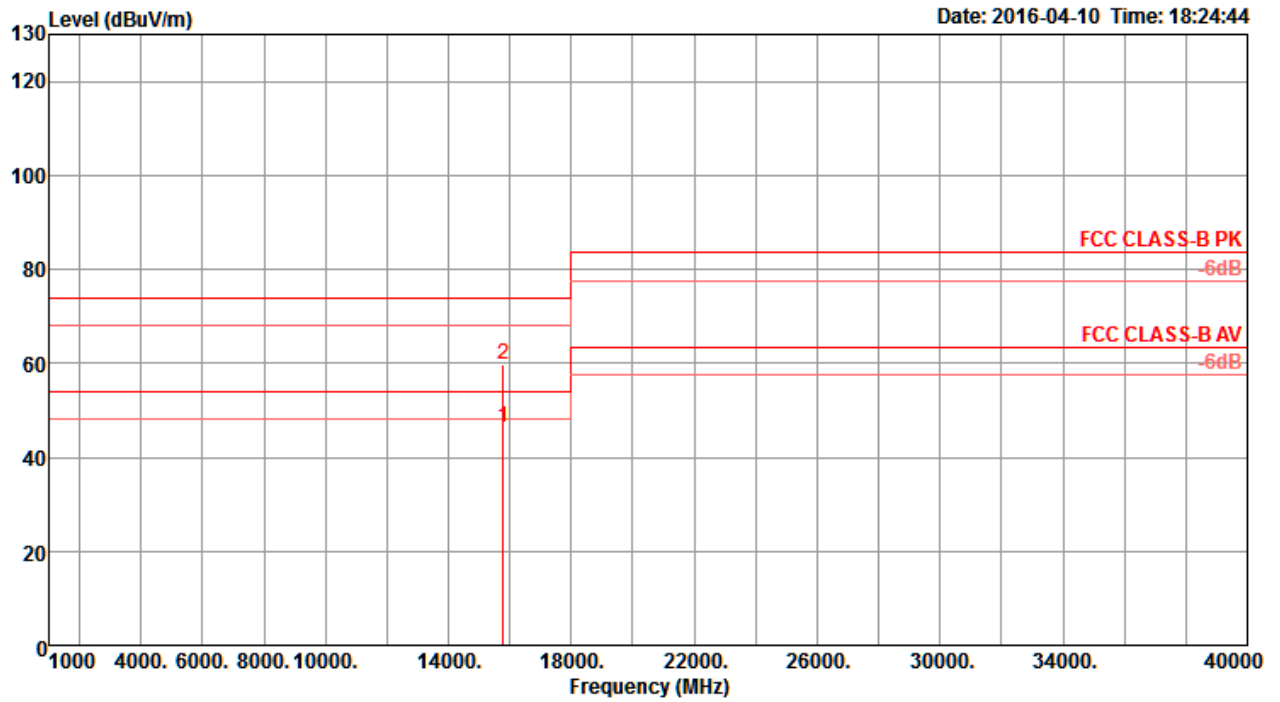
Temperature	22°C	Humidity	56%
Test Engineer	Peter Wu & Gary Chu	Configurations	IEEE 802.11a CH 52 / Chain 1 + Chain 2 + Chain 3 + Chain 4
Test Mode	Mode 2		

Horizontal



	Freq	Level	Limit	Over	Read	Cable	Antenna	Preamp	T/Pos	A/Pos	Remark	Pol/Phase
	MHz	dBuV/m	dBuV/m	dB	dBuV	dB	dB/m	dB	deg	cm		
1	15777.84	46.20	54.00	-7.80	31.28	11.29	38.48	34.85	4	160	Average	HORIZONTAL
2	15780.60	59.37	74.00	-14.63	44.45	11.29	38.48	34.85	4	160	Peak	HORIZONTAL

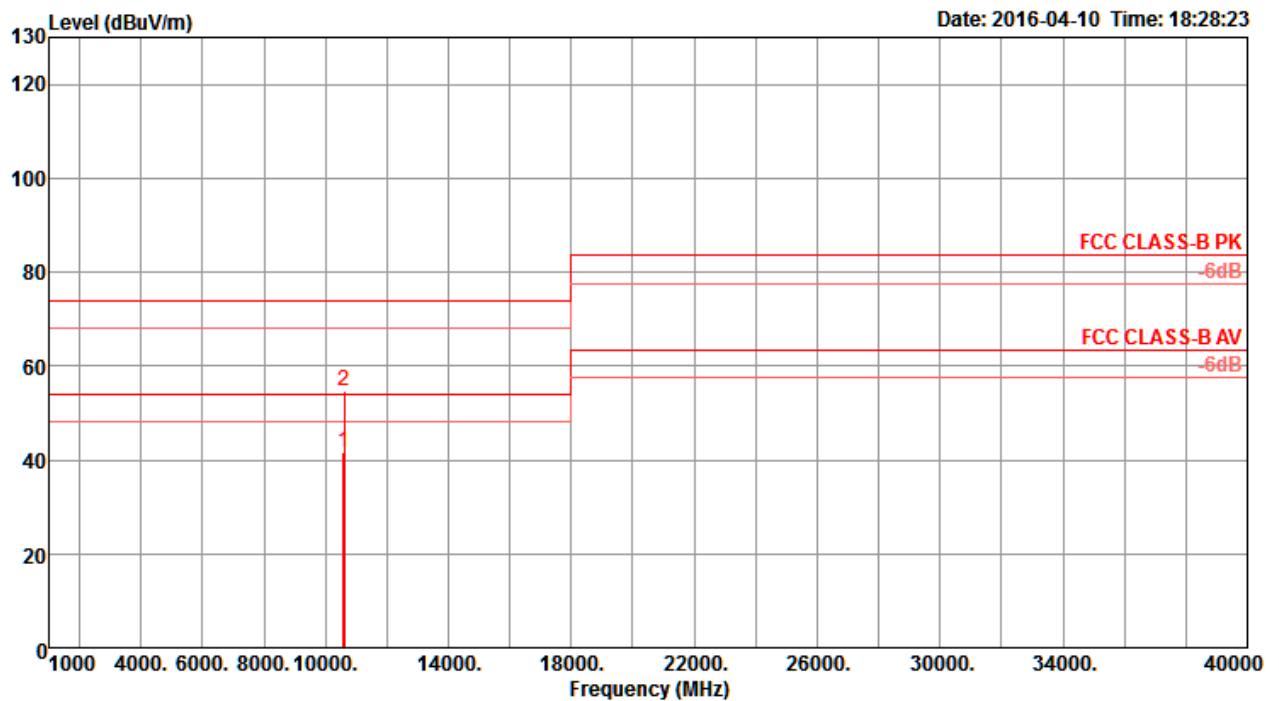
Vertical



	Freq	Level	Limit	Over	Read	CableAntenna	Preamp	T/Pos	A/Pos	Remark	Pol/Phase	
	MHz	dBuV/m	dBuV/m	dB	dBuV	dB	dB/m	dB	deg	cm		
1	15775.00	46.50	54.00	-7.50	31.58	11.29	38.48	34.85	3	162	Average	VERTICAL
2	15782.76	59.62	74.00	-14.38	44.62	11.30	38.55	34.85	3	162	Peak	VERTICAL

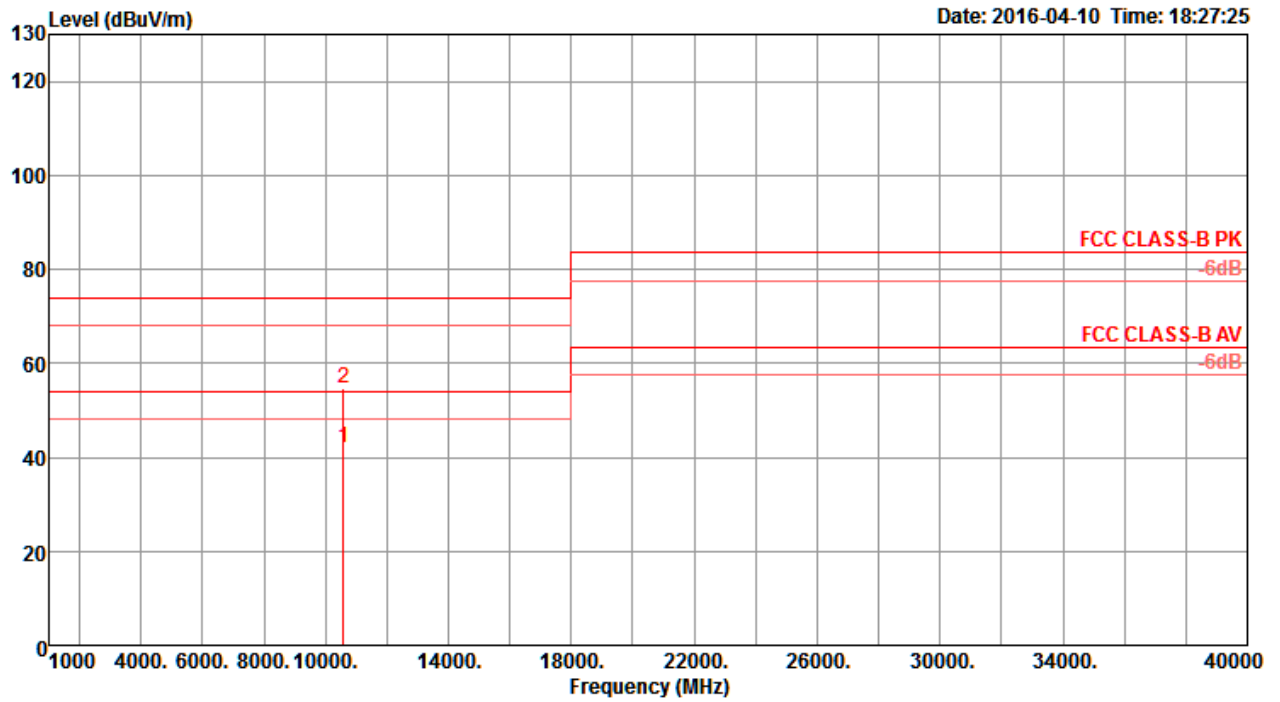
Temperature	22°C	Humidity	56%
Test Engineer	Peter Wu & Gary Chu	Configurations	IEEE 802.11a CH 60 / Chain 1 + Chain 2 + Chain 3 + Chain 4
Test Mode	Mode 2		

Horizontal



	Freq	Level	Limit	Over	Read	Cable	Antenna	Preamp	T/Pos	A/Pos	Remark	Pol/Phase
	MHz	dBuV/m	dBuV/m	dB	dBuV	dB	dB/m	dB	deg	cm		
1	10597.28	41.75	54.00	-12.25	28.46	9.74	38.50	34.95	6	159	Average	HORIZONTAL
2	10604.42	54.75	74.00	-19.25	41.44	9.74	38.50	34.93	6	159	Peak	HORIZONTAL

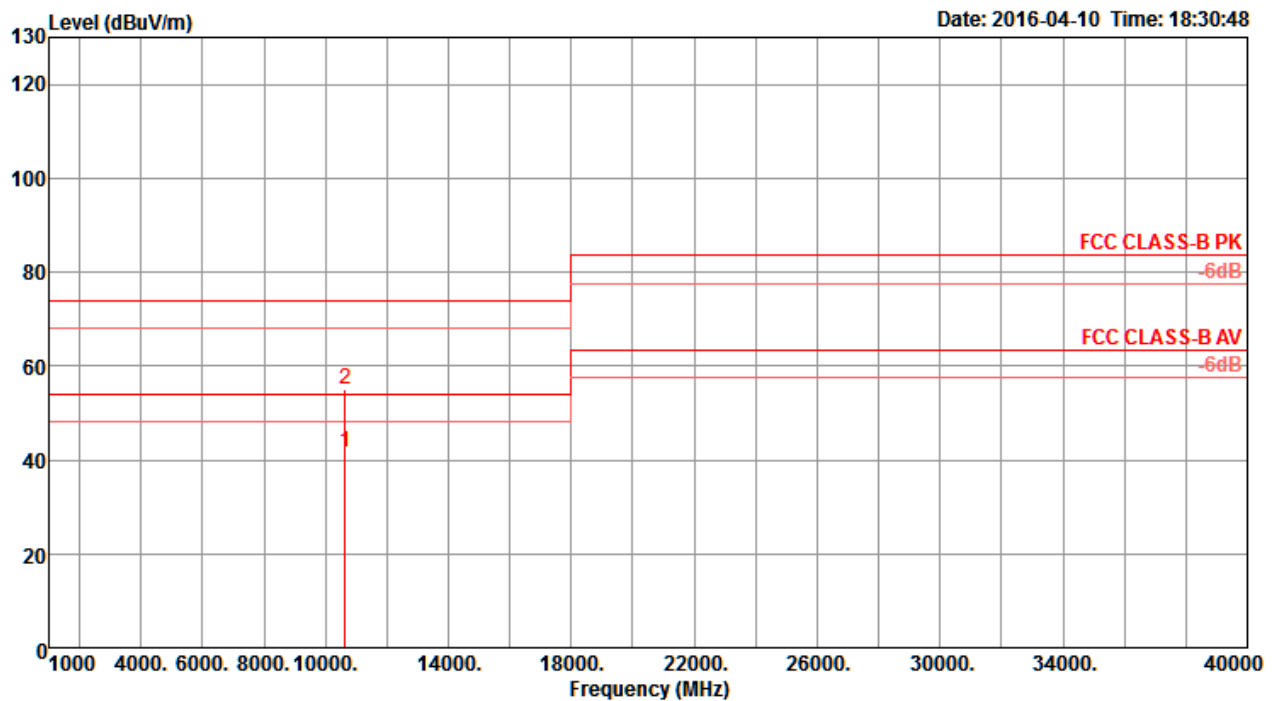
Vertical



	Freq	Level	Limit	Over	Read	CableAntenna	Preamp	T/Pos	A/Pos	Remark	Pol/Phase
	MHz	dBuV/m	dBuV/m	dB	dBuV	dB	dB/m	deg	cm		
1	10596.58	41.90	54.00	-12.10	28.61	9.74	38.50	34.95	1	158 Average	VERTICAL
2	10597.12	54.79	74.00	-19.21	41.50	9.74	38.50	34.95	1	158 Peak	VERTICAL

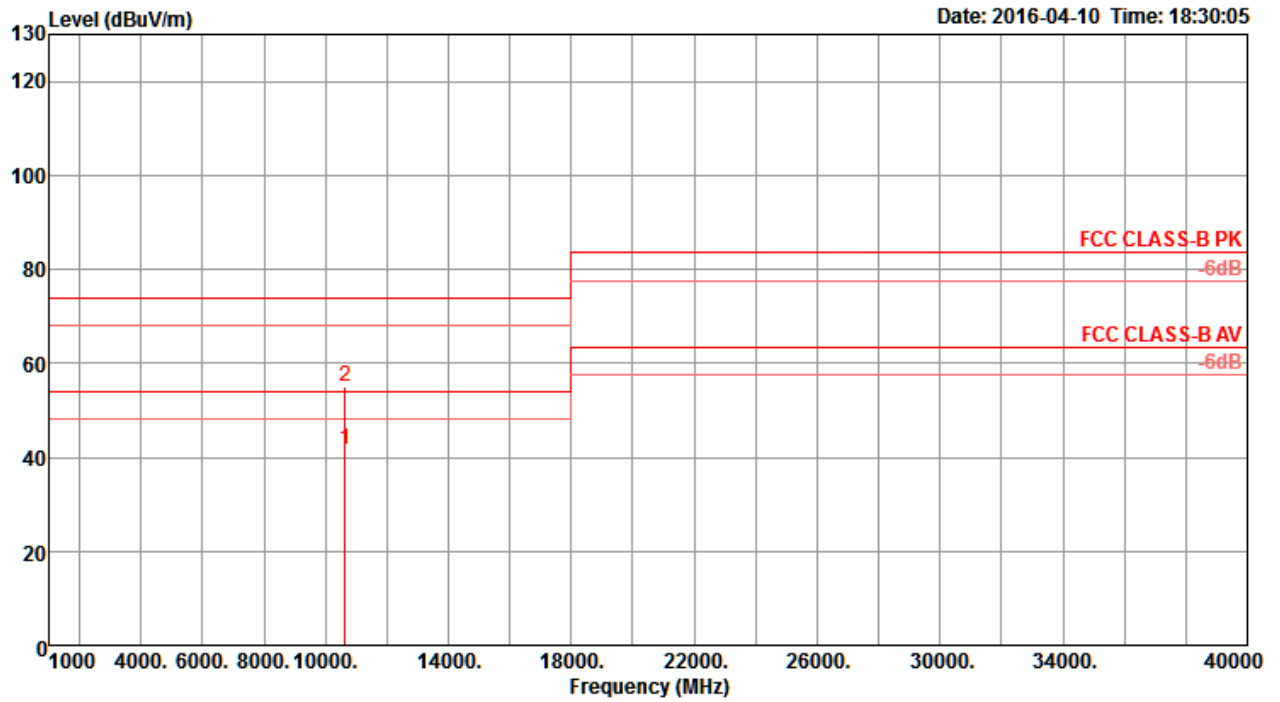
Temperature	22°C	Humidity	56%
Test Engineer	Peter Wu & Gary Chu	Configurations	IEEE 802.11a CH 64 / Chain 1 + Chain 2 + Chain 3 + Chain 4
Test Mode	Mode 2		

Horizontal



	Freq	Level	Limit	Over	Read	Cable	Antenna	Preamp	T/Pos	A/Pos	Remark	Pol/Phase
	MHz	dBuV/m	dBuV/m	dB	dBuV	dB	dB/m	dB	deg	cm		
1	10638.46	41.55	54.00	-12.45	28.22	9.73	38.50	34.90	9	159	Average	HORIZONTAL
2	10642.86	55.06	74.00	-18.94	41.73	9.73	38.50	34.90	9	159	Peak	HORIZONTAL

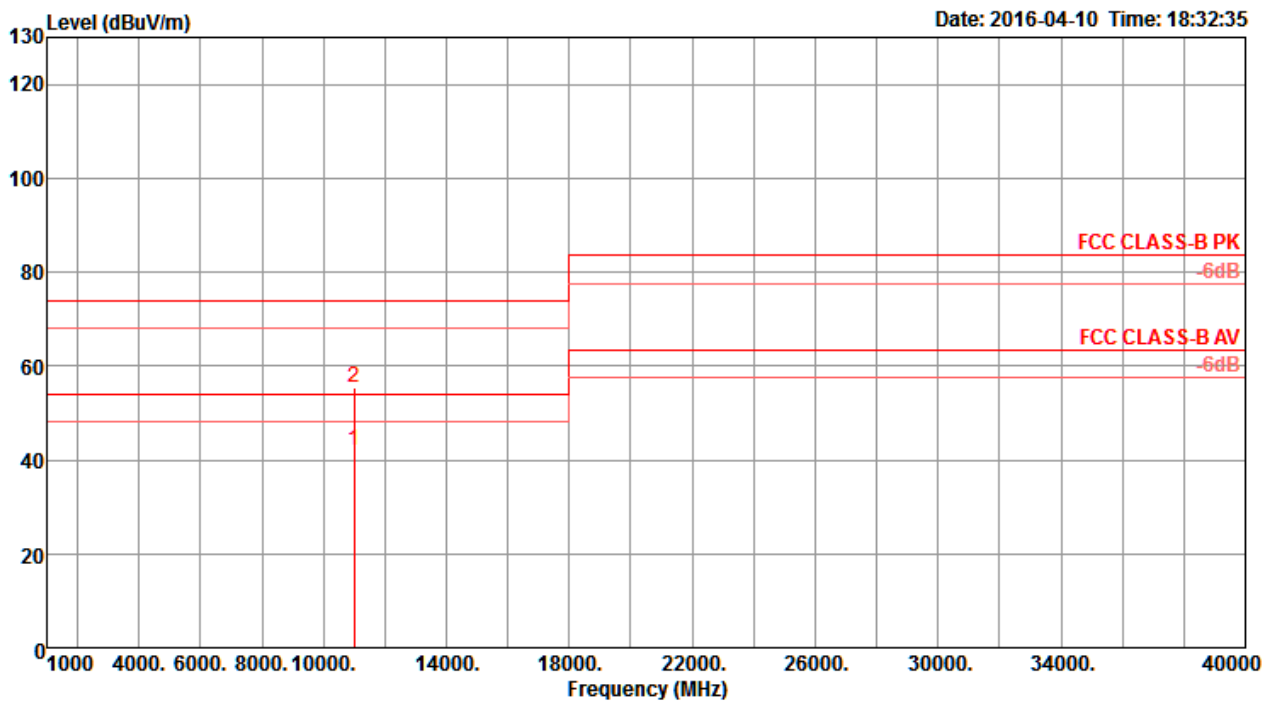
Vertical



	Freq	Level	Limit	Over	Read	CableAntenna	Preamp	T/Pos	A/Pos	Remark	Pol/Phase	
	MHz	dBuV/m	dBuV/m	dB	dBuV	dB	dB/m	dB	deg	cm		
1	10638.74	41.72	54.00	-12.28	28.39	9.73	38.50	34.90	1	160	Average	VERTICAL
2	10640.10	55.13	74.00	-18.87	41.80	9.73	38.50	34.90	1	160	Peak	VERTICAL

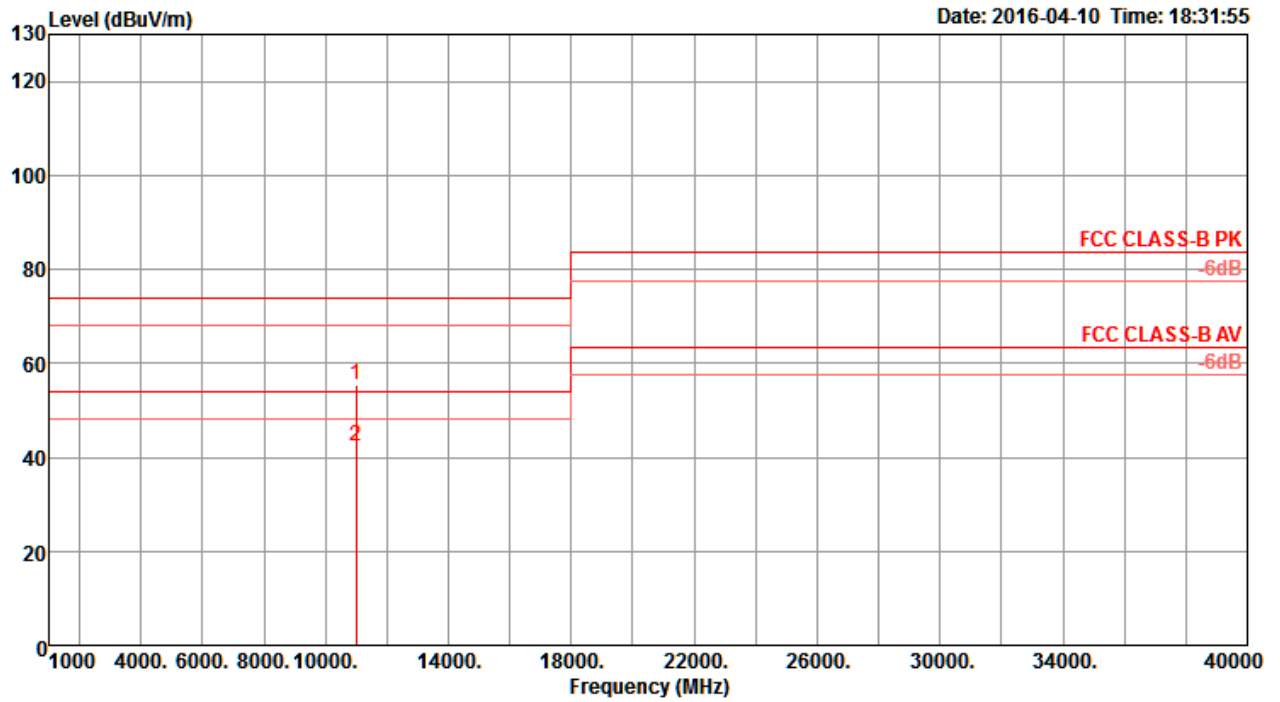
Temperature	22°C	Humidity	56%
Test Engineer	Peter Wu & Gary Chu	Configurations	IEEE 802.11a CH 100 / Chain 1 + Chain 2 + Chain 3 + Chain 4
Test Mode	Mode 2		

Horizontal



	Freq	Level	Limit	Over	Read	Cable	Antenna	Preamp	T/Pos	A/Pos	Remark	Pol/Phase
	MHz	dBuV/m	dBuV/m	dB	dBuV	dB	dB/m	dB	deg	cm		
1	10999.06	41.93	54.00	-12.07	28.41	9.68	38.50	34.66	8	154	Average	HORIZONTAL
2	11004.10	55.26	74.00	-18.74	41.74	9.68	38.50	34.66	8	154	Peak	HORIZONTAL

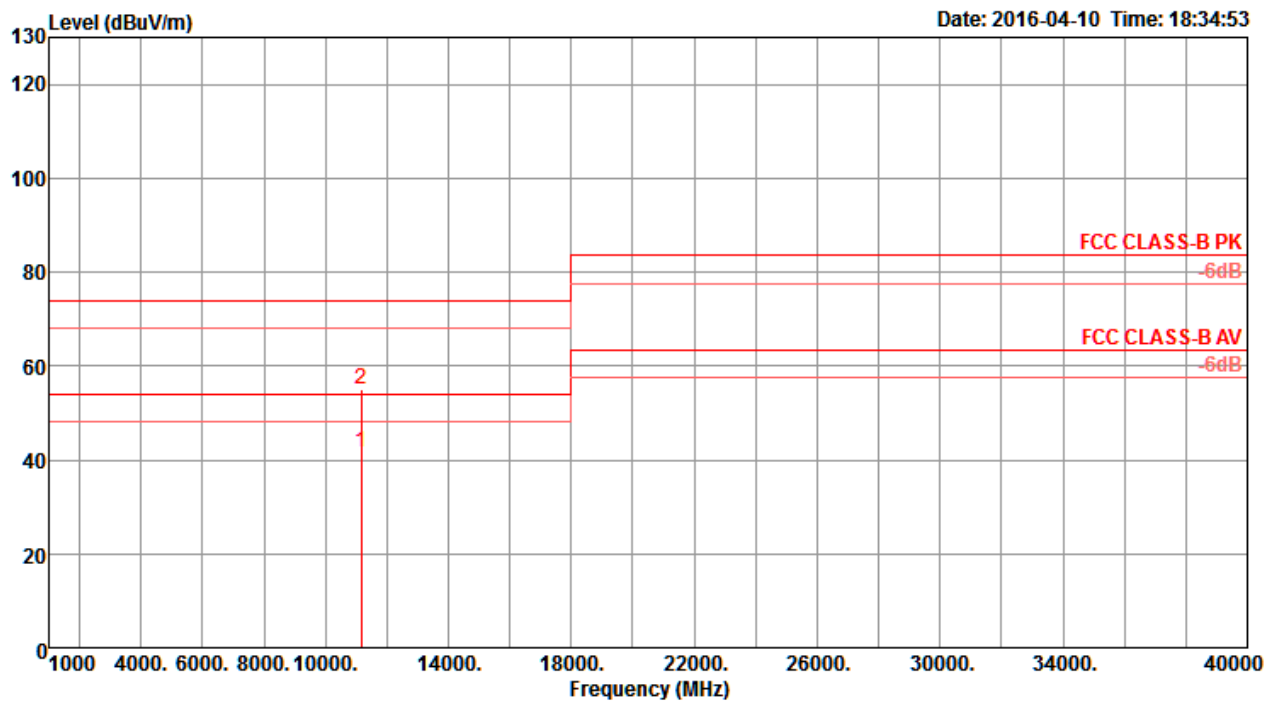
Vertical



	Freq	Level	Limit	Over	Read	CableAntenna	Preamp	T/Pos	A/Pos	Remark	Pol/Phase	
	MHz	dBuV/m	dBuV/m	dB	dBuV	dB	dB/m	dB	deg	cm		
1	10997.54	55.24	74.00	-18.76	41.72	9.68	38.50	34.66	4	153	Peak	VERTICAL
2	11000.94	42.27	54.00	-11.73	28.75	9.68	38.50	34.66	4	153	Average	VERTICAL

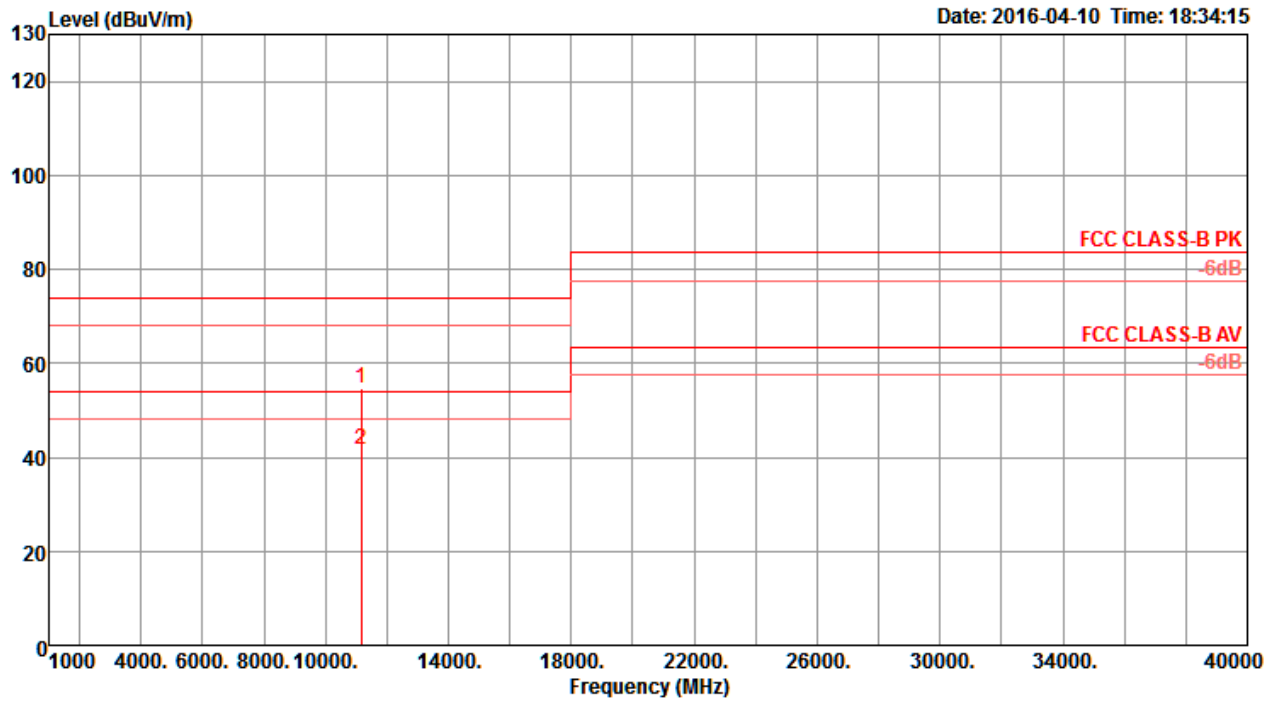
Temperature	22°C	Humidity	56%
Test Engineer	Peter Wu & Gary Chu	Configurations	IEEE 802.11a CH 116 / Chain 1 + Chain 2 + Chain 3 + Chain 4
Test Mode	Mode 2		

Horizontal



	Freq	Level	Limit	Over	Read	Cable	Antenna	Preamp	T/Pos	A/Pos	Remark	Pol/Phase
	MHz	dBuV/m	dBuV/m	dB	dBuV	dB	dB/m	dB	deg	cm		
1	11159.56	41.73	54.00	-12.27	28.22	9.66	38.50	34.65	358	158	Average	HORIZONTAL
2	11163.14	54.96	74.00	-19.04	41.45	9.66	38.50	34.65	358	158	Peak	HORIZONTAL

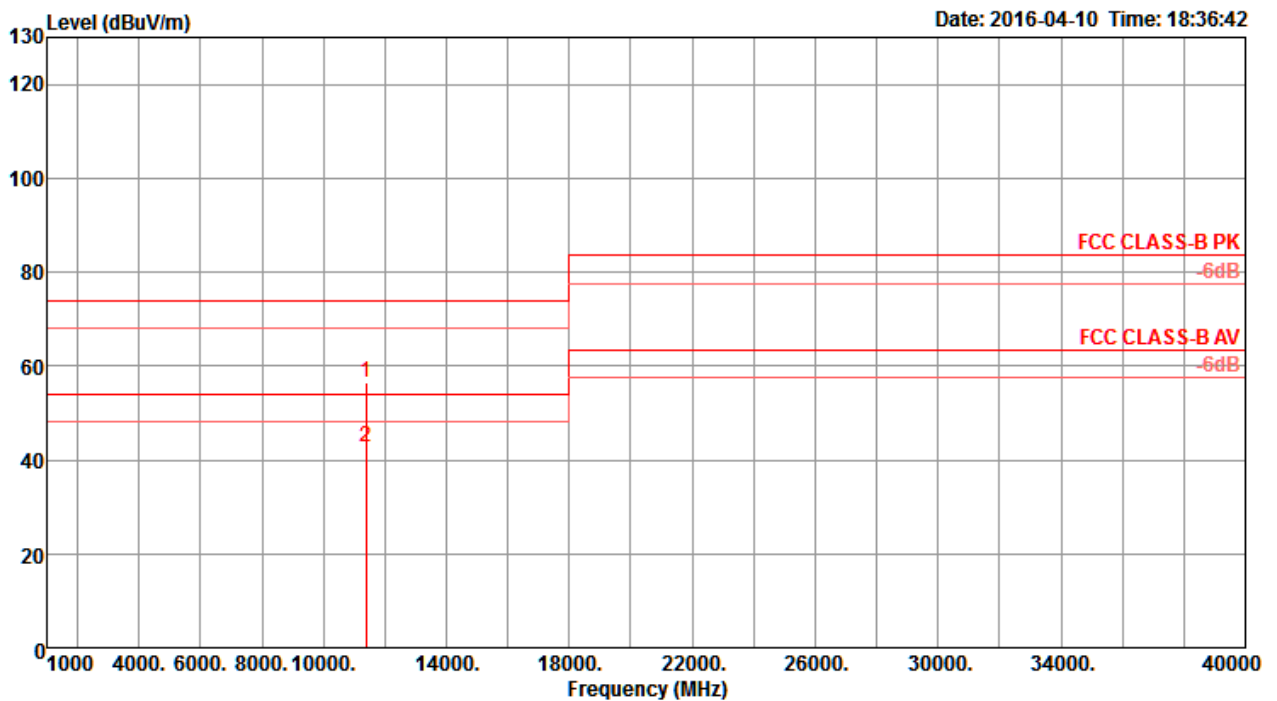
Vertical



	Freq	Level	Limit	Over	Read	CableAntenna	Preamp	T/Pos	A/Pos	Remark	Pol/Phase
	MHz	dBuV/m	dBuV/m	dB	dBuV	dB	dB/m	dB	deg	cm	
1	11157.30	54.63	74.00	-19.37	41.12	9.66	38.50	34.65	4	155 Peak	VERTICAL
2	11161.84	41.75	54.00	-12.25	28.24	9.66	38.50	34.65	4	155 Average	VERTICAL

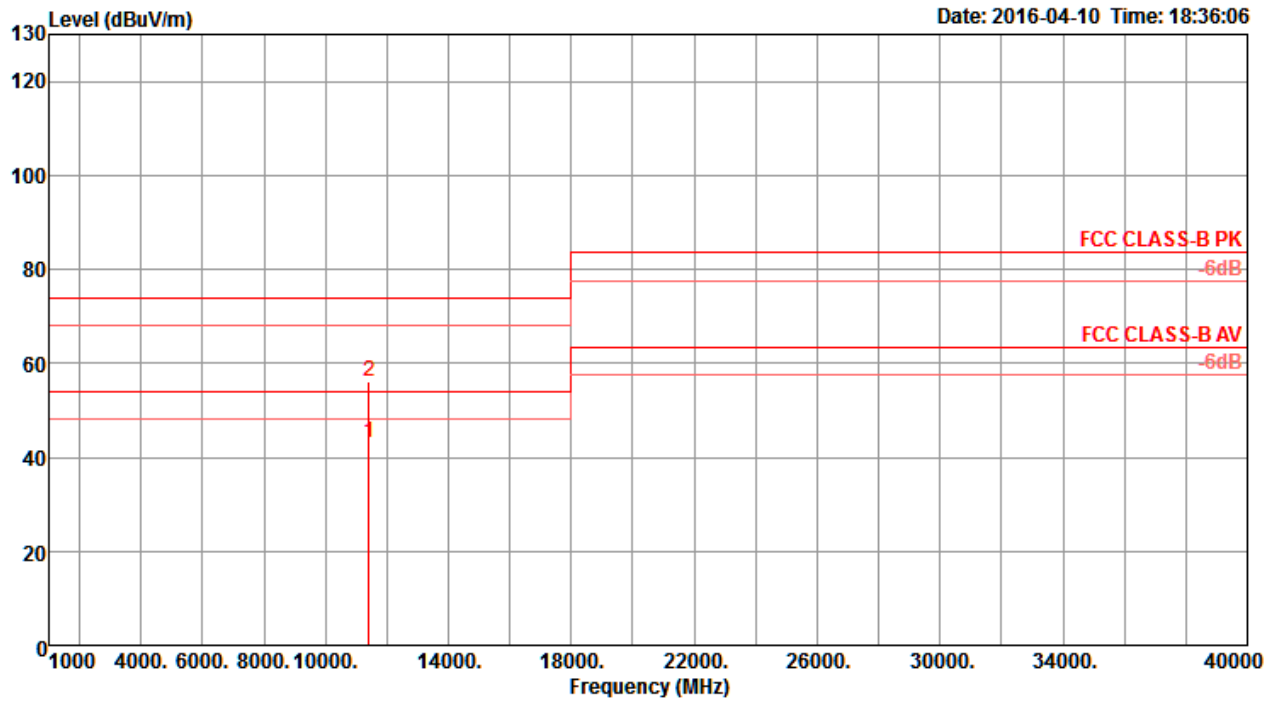
Temperature	22°C	Humidity	56%
Test Engineer	Peter Wu & Gary Chu	Configurations	IEEE 802.11a CH 140 / Chain 1 + Chain 2 + Chain 3 + Chain 4
Test Mode	Mode 2		

Horizontal



	Freq	Level	Limit	Over	Read	Cable	Antenna	Preamp	T/Pos	A/Pos	Remark	Pol/Phase
	MHz	dBuV/m	dBuV/m	dB	dBuV	dB	dB/m	dB	deg	cm		
1	11396.26	56.36	74.00	-17.64	42.86	9.63	38.50	34.63	4	165	Peak	HORIZONTAL
2	11399.64	42.70	54.00	-11.30	29.20	9.63	38.50	34.63	4	165	Average	HORIZONTAL

Vertical

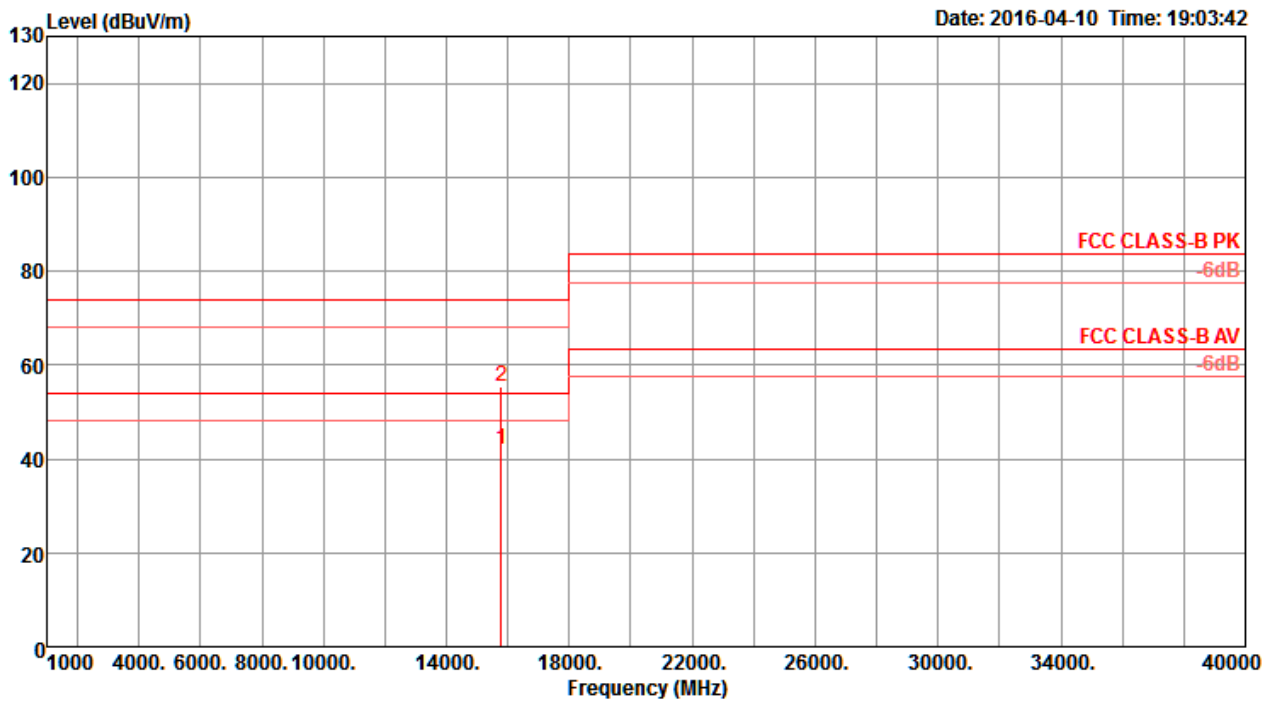


	Freq	Level	Limit	Over	Read	CableAntenna	Preamp	T/Pos	A/Pos	Remark	Pol/Phase	
	MHz	dBuV/m	dBuV/m	dB	dBuV	dB	dB/m	dB	deg	cm		
1	11400.88	42.97	54.00	-11.03	29.47	9.63	38.50	34.63	9	161	Average	VERTICAL
2	11402.54	56.01	74.00	-17.99	42.51	9.63	38.50	34.63	9	161	Peak	VERTICAL



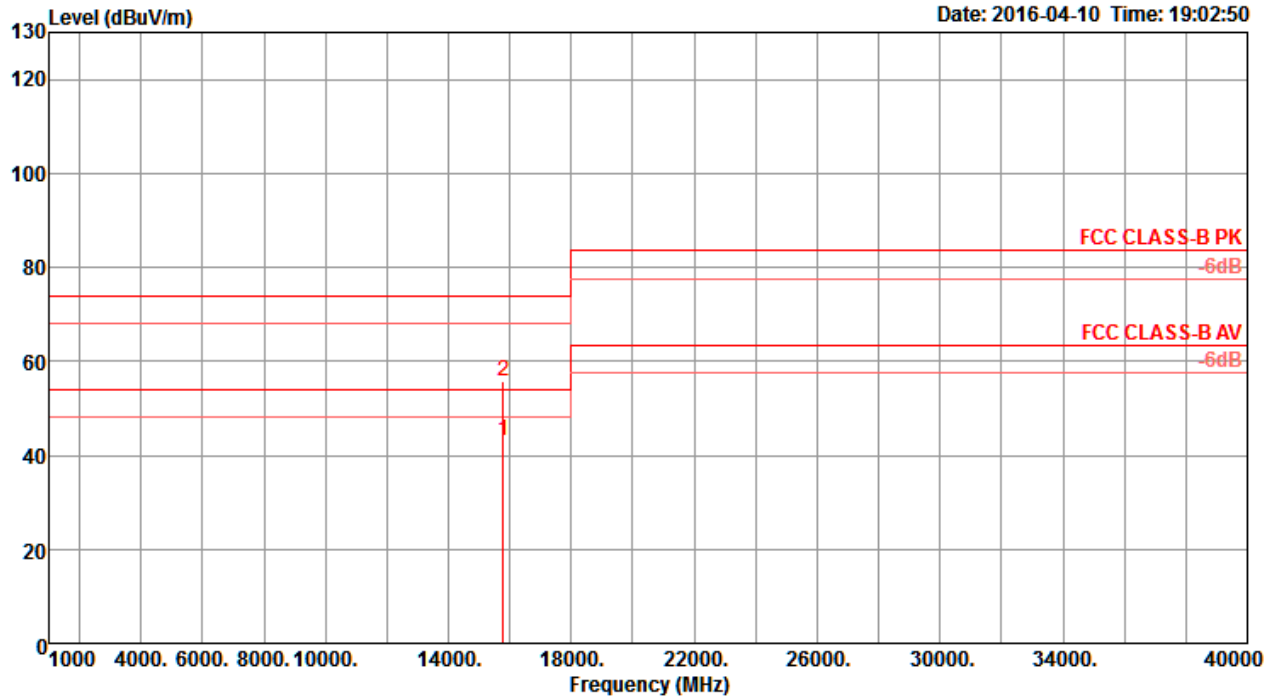
Temperature	22°C	Humidity	56%
Test Engineer	Peter Wu & Gary Chu	Configurations	IEEE 802.11ac MCS0/Nss1 VHT20 CH 52 / Chain 1 + Chain 2 + Chain 3 + Chain 4
Test Mode	Mode 2		

Horizontal



	Freq	Level	Limit	Over	Read	Cable	Antenna	Preamp	T/Pos	A/Pos	Remark	Pol/Phase
	MHz	dBuV/m	dBuV/m	dB	dBuV	dB	dB/m	dB	deg	cm		
1	15781.82	42.15	54.00	-11.85	27.23	11.29	38.48	34.85	19	168	Average	HORIZONTAL
2	15782.58	55.26	74.00	-18.74	40.26	11.30	38.55	34.85	19	168	Peak	HORIZONTAL

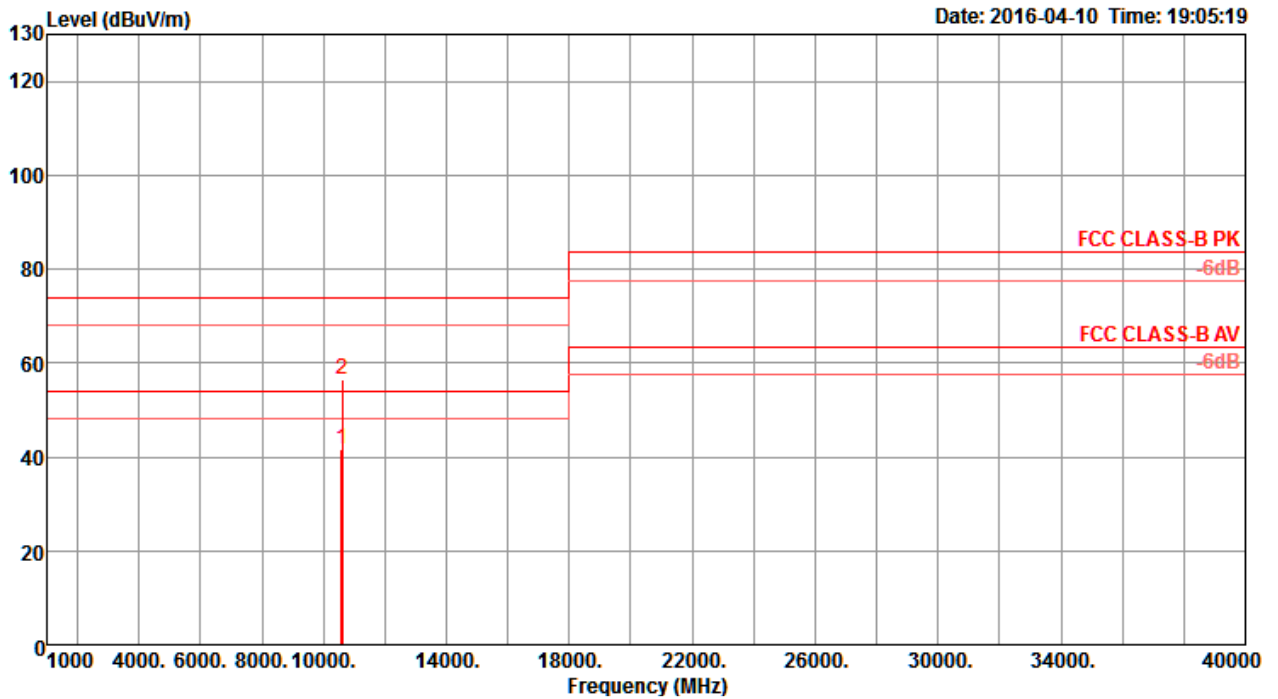
Vertical



	Freq	Level	Limit	Over	Read	CableAntenna	Preamp	T/Pos	A/Pos	Remark	Pol/Phase
	MHz	dBuV/m	dBuV/m	dB	dBuV	dB	dB/m	dB	deg	cm	
1	15780.66	42.99	54.00	-11.01	28.07	11.29	38.48	34.85	3	159 Average	VERTICAL
2	15781.54	55.67	74.00	-18.33	40.75	11.29	38.48	34.85	3	159 Peak	VERTICAL

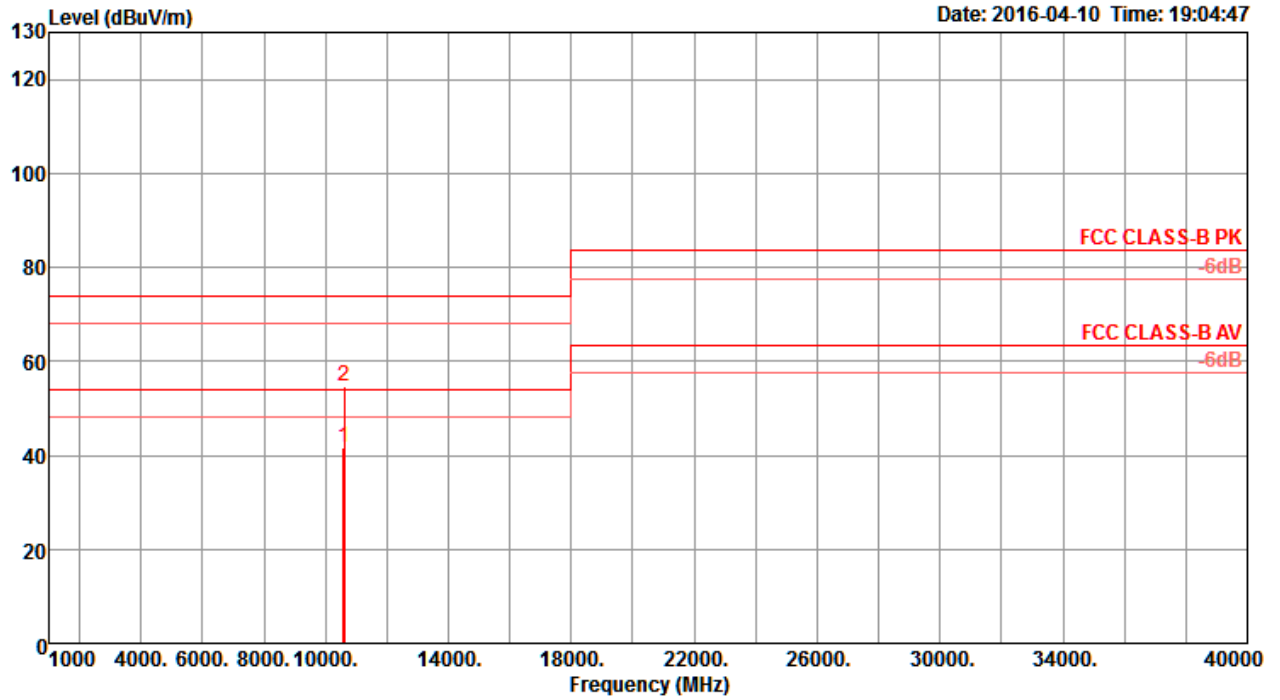
Temperature	22°C	Humidity	56%
Test Engineer	Peter Wu & Gary Chu	Configurations	IEEE 802.11ac MCS0/Nss1 VHT20 CH 60 / Chain 1 + Chain 2 + Chain 3 + Chain 4
Test Mode	Mode 2		

Horizontal



	Freq	Level	Limit Line	Over Limit	Read Level	Cable Loss	Antenna Factor	Preamp Factor	T/Pos	A/Pos	Remark	Pol/Phase
	MHz	dBuV/m	dBuV/m	dB	dBuV	dB	dB/m	dB	deg	cm		
1	10597.42	41.56	54.00	-12.44	28.27	9.74	38.50	34.95	358	150	Average	HORIZONTAL
2	10599.00	56.40	74.00	-17.60	43.11	9.74	38.50	34.95	358	150	Peak	HORIZONTAL

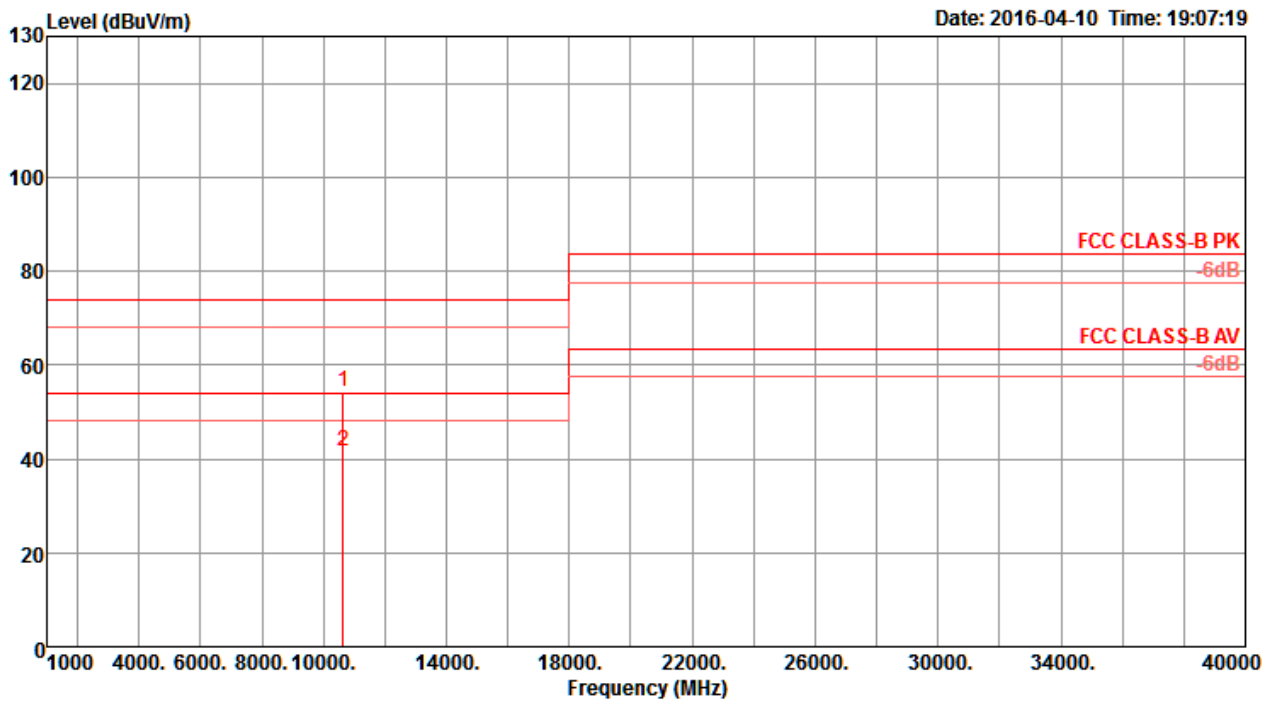
Vertical



	Freq	Level	Limit	Over	Read	CableAntenna	Preamp	T/Pos	A/Pos	Remark	Pol/Phase
	MHz	dBuV/m	dBuV/m	dB	dBuV	dB	dB/m	deg	cm		
1	10595.12	41.76	54.00	-12.24	28.47	9.74	38.50	34.95	1	162 Average	VERTICAL
2	10600.46	54.82	74.00	-19.18	41.53	9.74	38.50	34.95	1	162 Peak	VERTICAL

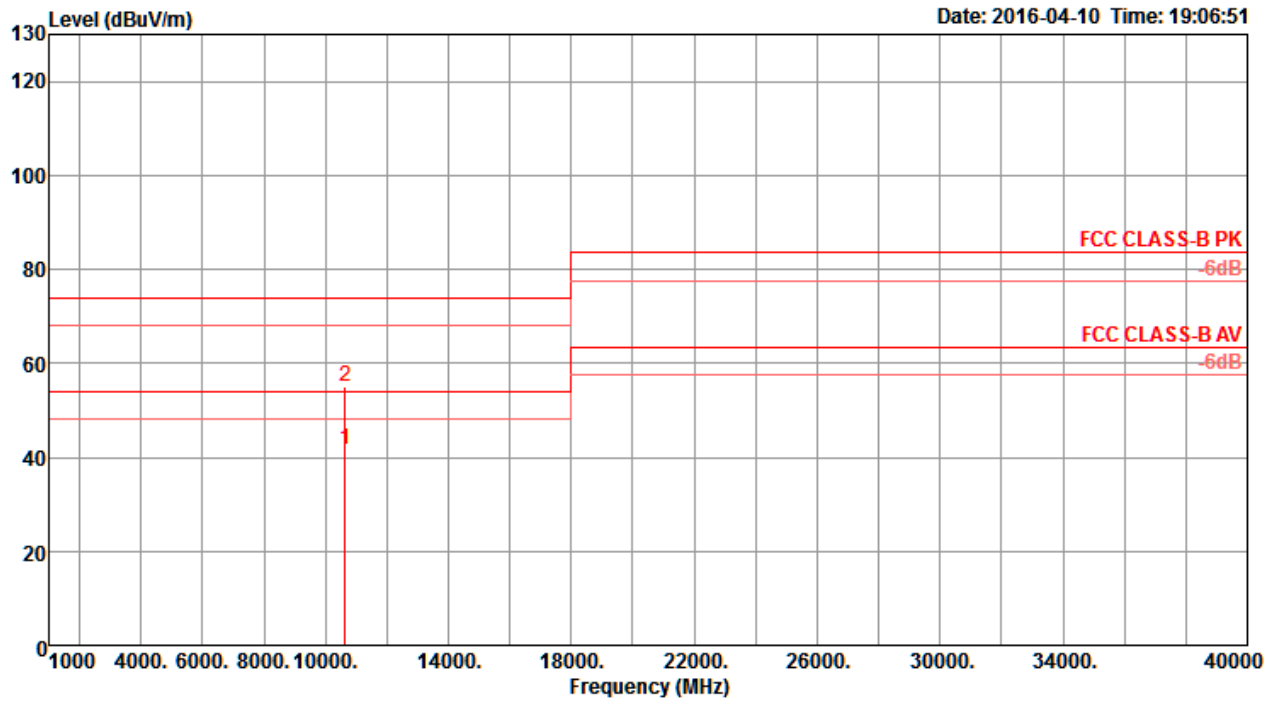
Temperature	22°C	Humidity	56%
Test Engineer	Peter Wu & Gary Chu	Configurations	IEEE 802.11ac MCS0/Nss1 VHT20 CH 64 / Chain 1 + Chain 2 + Chain 3 + Chain 4
Test Mode	Mode 2		

Horizontal



	Freq	Level	Limit Line	Over Limit	Read Level	Cable Loss	Antenna Factor	Preamp Factor	T/Pos	A/Pos	Remark	Pol/Phase
	MHz	dBuV/m	dBuV/m	dB	dBuV	dB	dB/m	dB	deg	cm		
1	10638.48	54.15	74.00	-19.85	40.82	9.73	38.50	34.90	9	160	Peak	HORIZONTAL
2	10640.80	41.65	54.00	-12.35	28.32	9.73	38.50	34.90	9	160	Average	HORIZONTAL

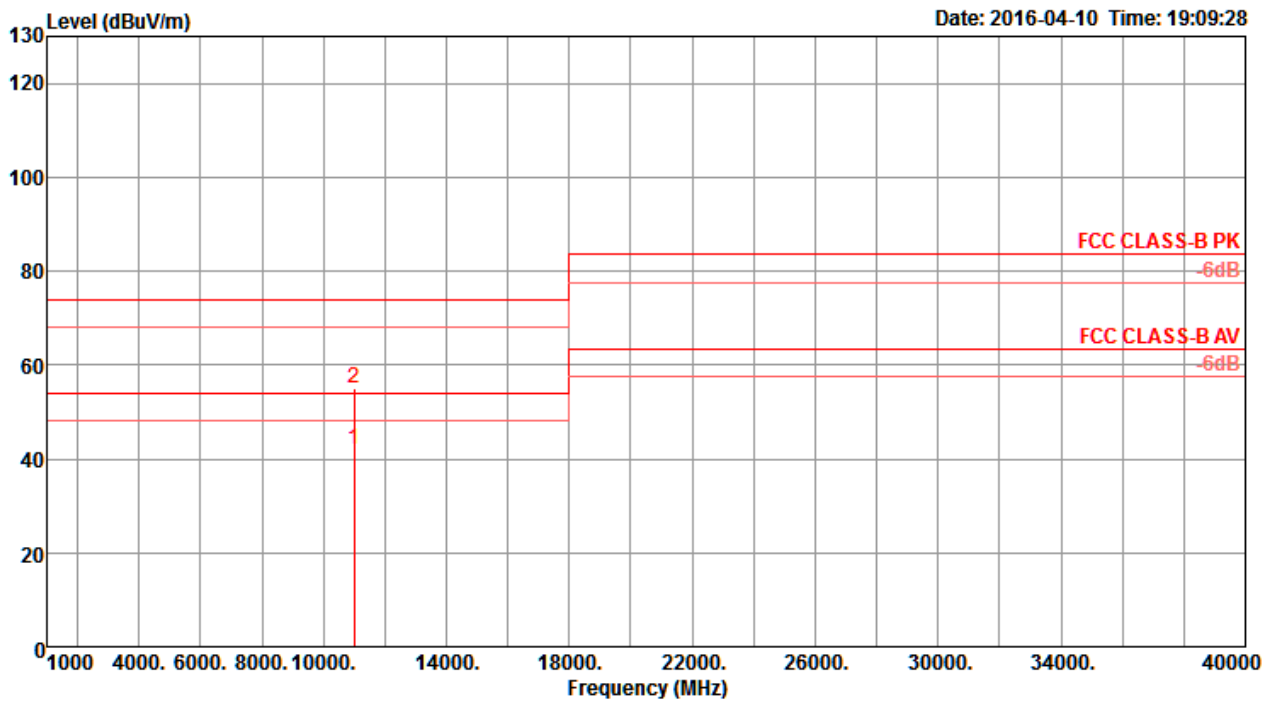
Vertical



	Freq	Level	Limit	Over	Read	CableAntenna	Preamp	T/Pos	A/Pos	Remark	Pol/Phase
	MHz	dBuV/m	dBuV/m	dB	dBuV	dB	dB/m	dB	deg	cm	
1	10641.56	41.73	54.00	-12.27	28.40	9.73	38.50	34.90	6	157 Average	VERTICAL
2	10643.88	54.98	74.00	-19.02	41.65	9.73	38.50	34.90	6	157 Peak	VERTICAL

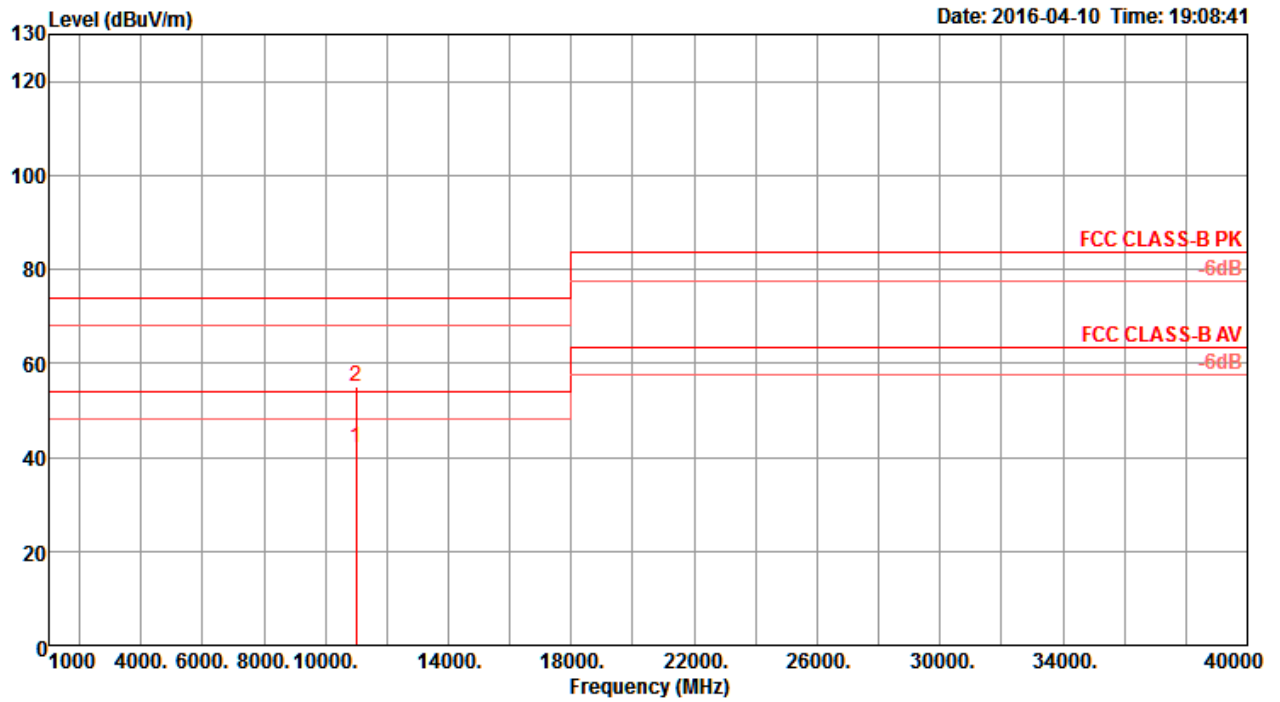
Temperature	22°C	Humidity	56%
Test Engineer	Peter Wu & Gary Chu	Configurations	IEEE 802.11ac MCS0/Nss1 VHT20 CH 100 / Chain 1 + Chain 2 + Chain 3 + Chain 4
Test Mode	Mode 2		

Horizontal



	Freq	Level	Limit Line	Over Limit	Read Level	Cable Loss	Antenna Factor	Preamp Factor	T/Pos	A/Pos	Remark	Pol/Phase
	MHz	dBuV/m	dBuV/m	dB	dBuV	dB	dB/m	dB	deg	cm		
1	10995.58	42.06	54.00	-11.94	28.53	9.69	38.50	34.66	7	160	Average	HORIZONTAL
2	11004.14	55.17	74.00	-18.83	41.65	9.68	38.50	34.66	7	160	Peak	HORIZONTAL

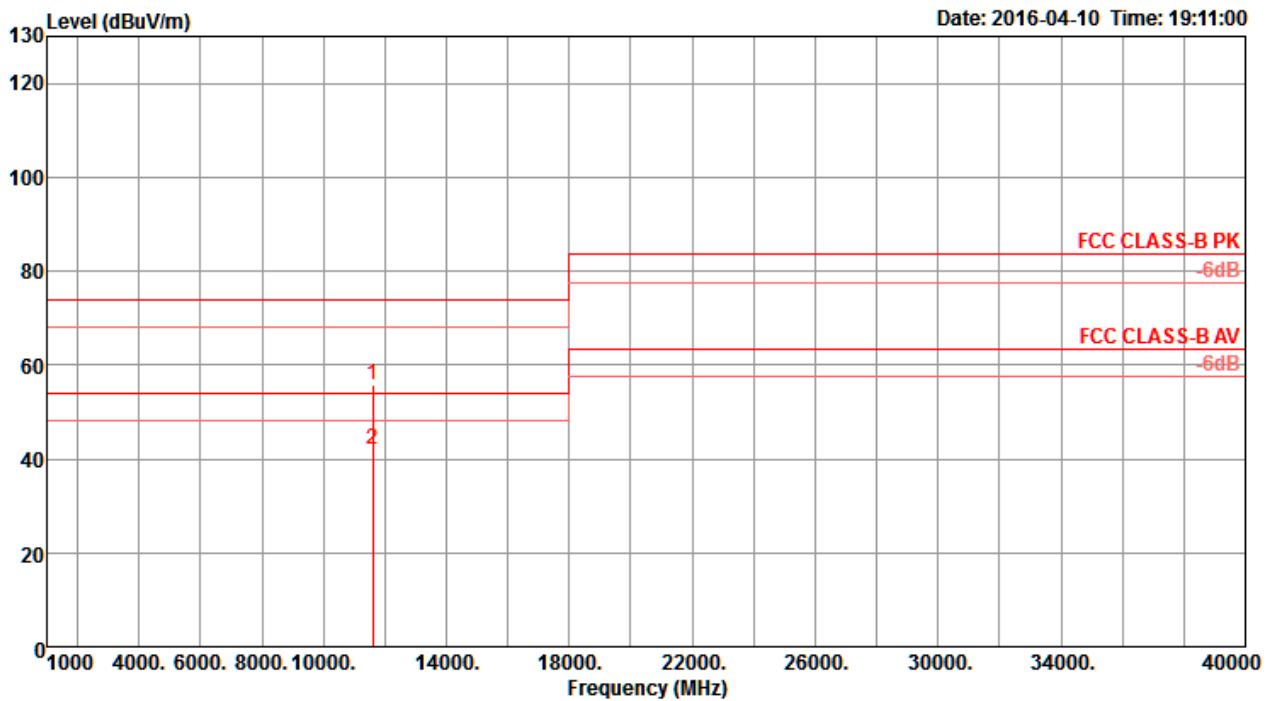
Vertical



	Freq	Level	Limit	Over	Read	CableAntenna	Preamp	T/Pos	A/Pos	Remark	Pol/Phase	
	MHz	dBuV/m	dBuV/m	dB	dBuV	dB	dB/m	dB	deg	cm		
1	11004.76	42.15	54.00	-11.85	28.63	9.68	38.50	34.66	18	158	Average	VERTICAL
2	11004.82	55.05	74.00	-18.95	41.53	9.68	38.50	34.66	18	158	Peak	VERTICAL

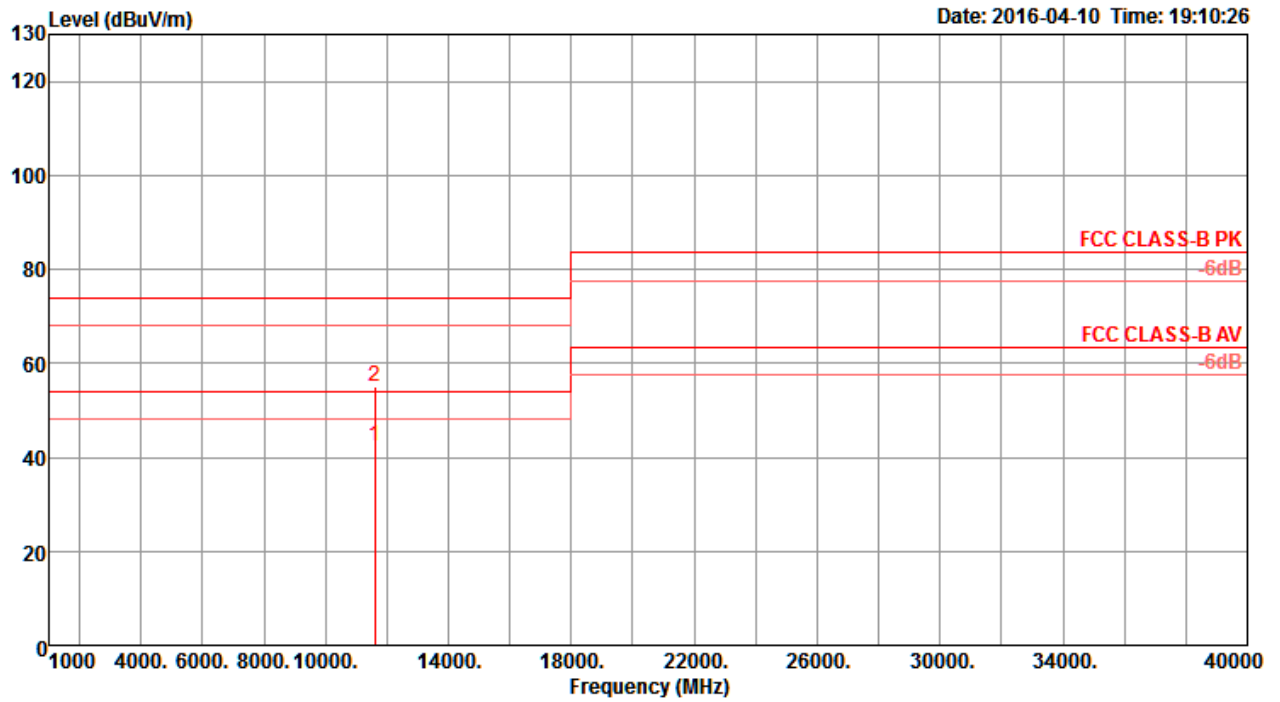
Temperature	22°C	Humidity	56%
Test Engineer	Peter Wu & Gary Chu	Configurations	IEEE 802.11ac MCS0/Nss1 VHT20 CH 116 / Chain 1 + Chain 2 + Chain 3 + Chain 4
Test Mode	Mode 2		

Horizontal



	Freq	Level	Limit	Over	Read	Cable	Antenna	Preamp	T/Pos	A/Pos	Remark	Pol/Phase
	MHz	dBuV/m	dBuV/m	dB	dBuV	dB	dB/m	dB	deg	cm		
1	11598.16	55.91	74.00	-18.09	42.43	9.60	38.54	34.66	11	161	Peak	HORIZONTAL
2	11604.32	42.01	54.00	-11.99	28.53	9.60	38.54	34.66	11	161	Average	HORIZONTAL

Vertical

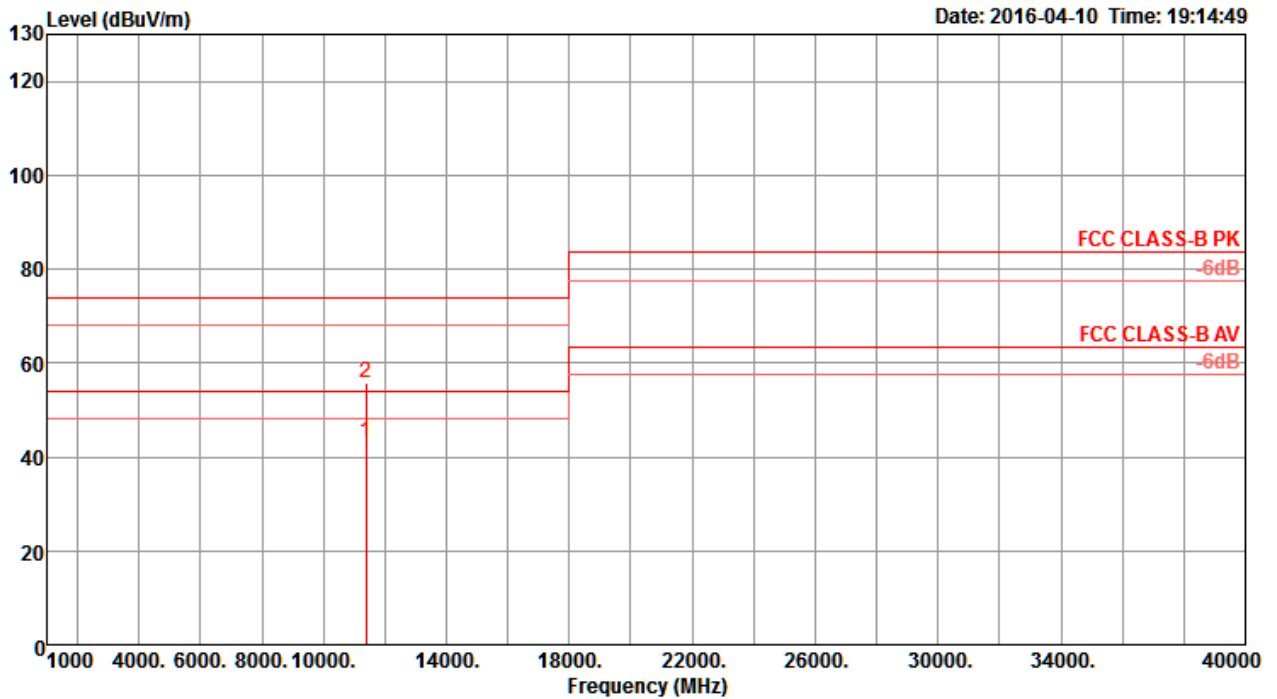


	Freq	Level	Limit	Over	Read	CableAntenna	Preamp	T/Pos	A/Pos	Remark	Pol/Phase
	MHz	dBuV/m	dBuV/m	dB	dBuV	dB	dB/m	dB	deg	cm	
1	11598.50	42.26	54.00	-11.74	28.78	9.60	38.54	34.66	353	156 Average	VERTICAL
2	11601.90	54.91	74.00	-19.09	41.43	9.60	38.54	34.66	353	156 Peak	VERTICAL



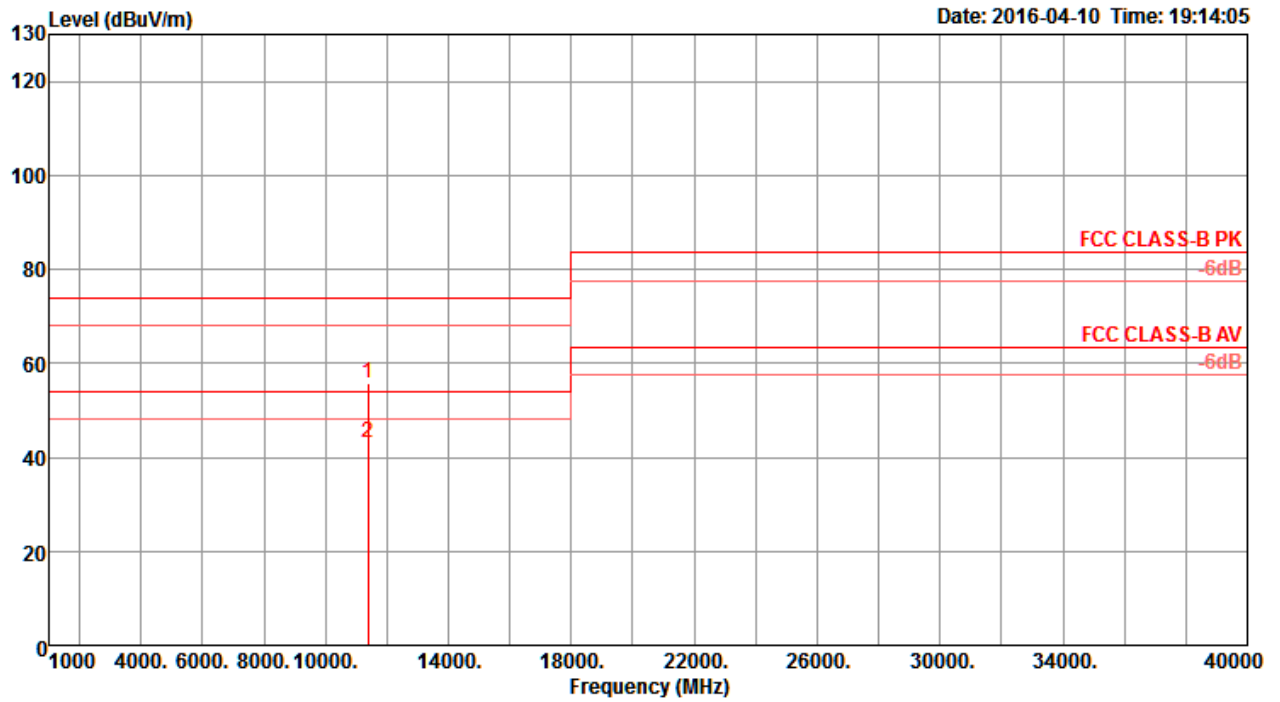
Temperature	22°C	Humidity	56%
Test Engineer	Peter Wu & Gary Chu	Configurations	IEEE 802.11ac MCS0/Nss1 VHT20 CH 140 / Chain 1 + Chain 2 + Chain 3 + Chain 4
Test Mode	Mode 2		

Horizontal



	Freq	Level	Limit	Over	Read	Cable	Antenna	Preamp	T/Pos	A/Pos	Remark	Pol/Phase
	MHz	dBuV/m	dBuV/m	dB	dBuV	dB	dB/m	dB	deg	cm		
1	11395.28	43.06	54.00	-10.94	29.56	9.63	38.50	34.63	23	160	Average	HORIZONTAL
2	11397.32	55.85	74.00	-18.15	42.35	9.63	38.50	34.63	23	160	Peak	HORIZONTAL

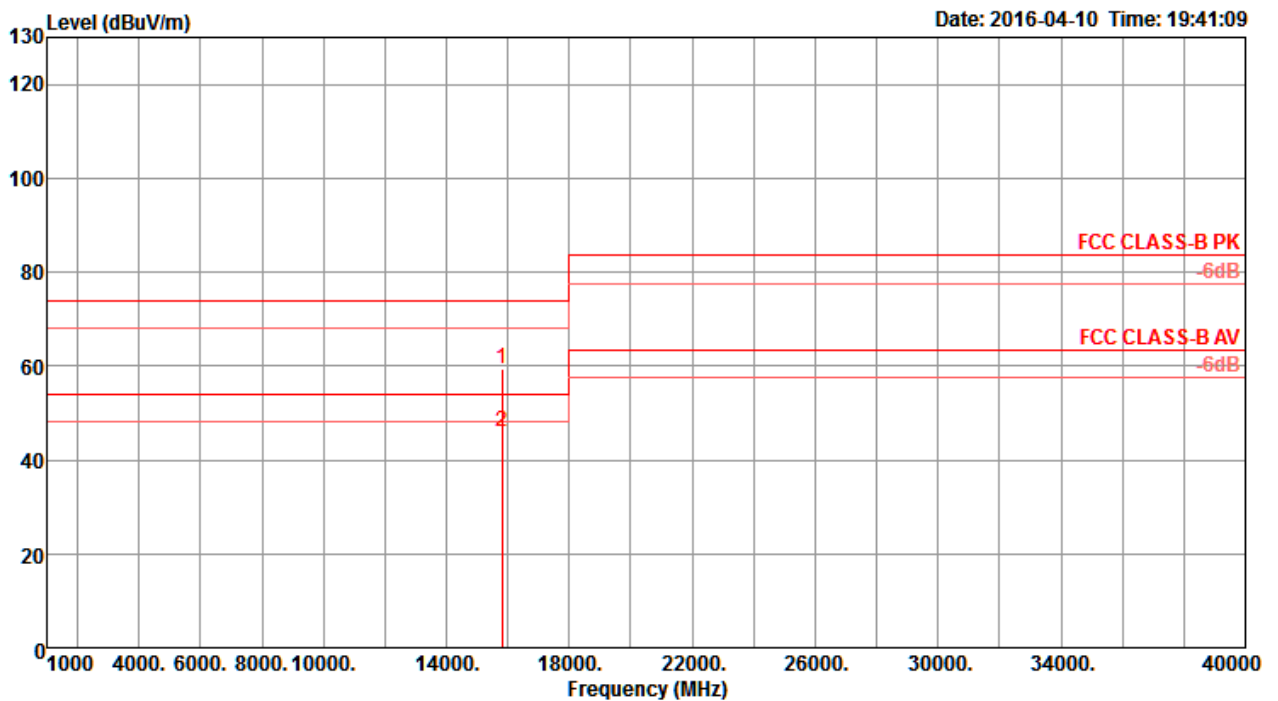
Vertical



	Freq	Level	Limit	Over	Read	CableAntenna	Preamp	T/Pos	A/Pos	Remark	Pol/Phase	
	MHz	dBuV/m	dBuV/m	dB	dBuV	dB	dB/m	dB	deg	cm		
1	11398.84	55.72	74.00	-18.28	42.22	9.63	38.50	34.63	6	162	Peak	VERTICAL
2	11399.58	42.99	54.00	-11.01	29.49	9.63	38.50	34.63	6	162	Average	VERTICAL

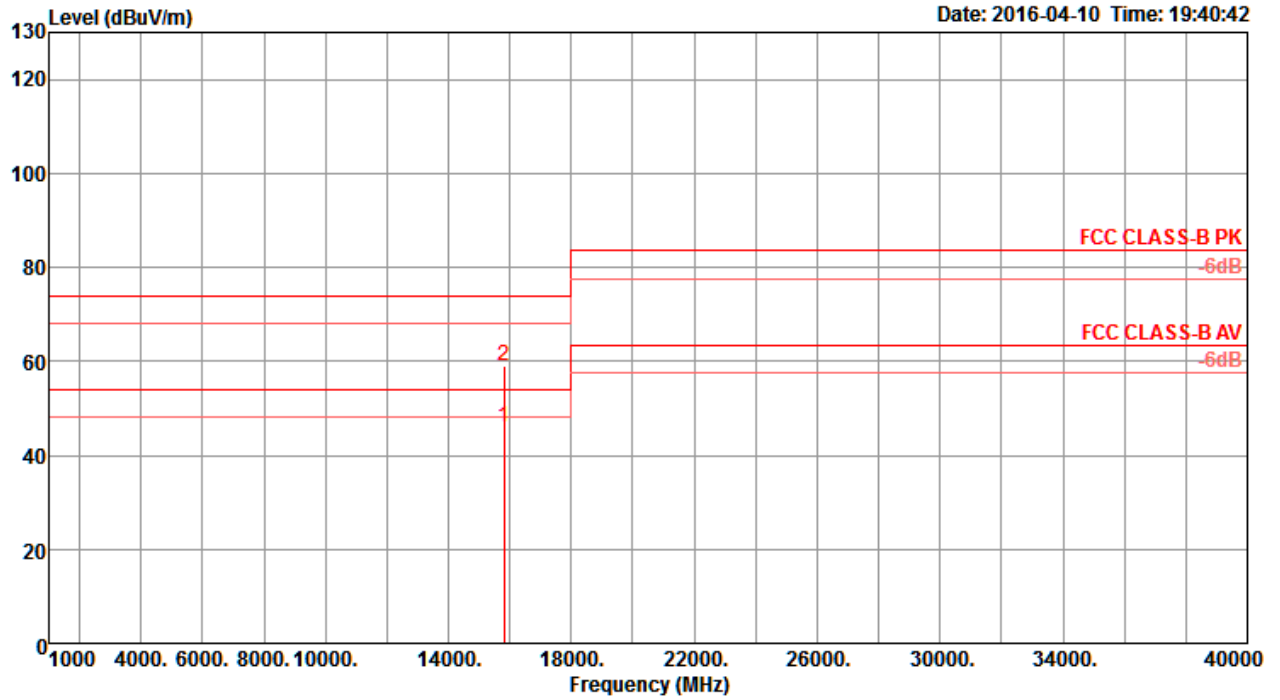
Temperature	22°C	Humidity	56%
Test Engineer	Peter Wu & Gary Chu	Configurations	IEEE 802.11ac MCS0/Nss1 VHT40 CH 54 / Chain 1 + Chain 2 + Chain 3 + Chain 4
Test Mode	Mode 2		

Horizontal



	Freq	Level	Limit	Over	Read	Cable	Antenna	Preamp	T/Pos	A/Pos	Remark	Pol/Phase
	MHz	dBuV/m	dBuV/m	dB	dBuV	dB	dB/m	dB	deg	cm		
1	15812.20	59.39	74.00	-14.61	44.39	11.30	38.55	34.85	12	154	Peak	HORIZONTAL
2	15812.32	45.85	54.00	-8.15	30.85	11.30	38.55	34.85	12	154	Average	HORIZONTAL

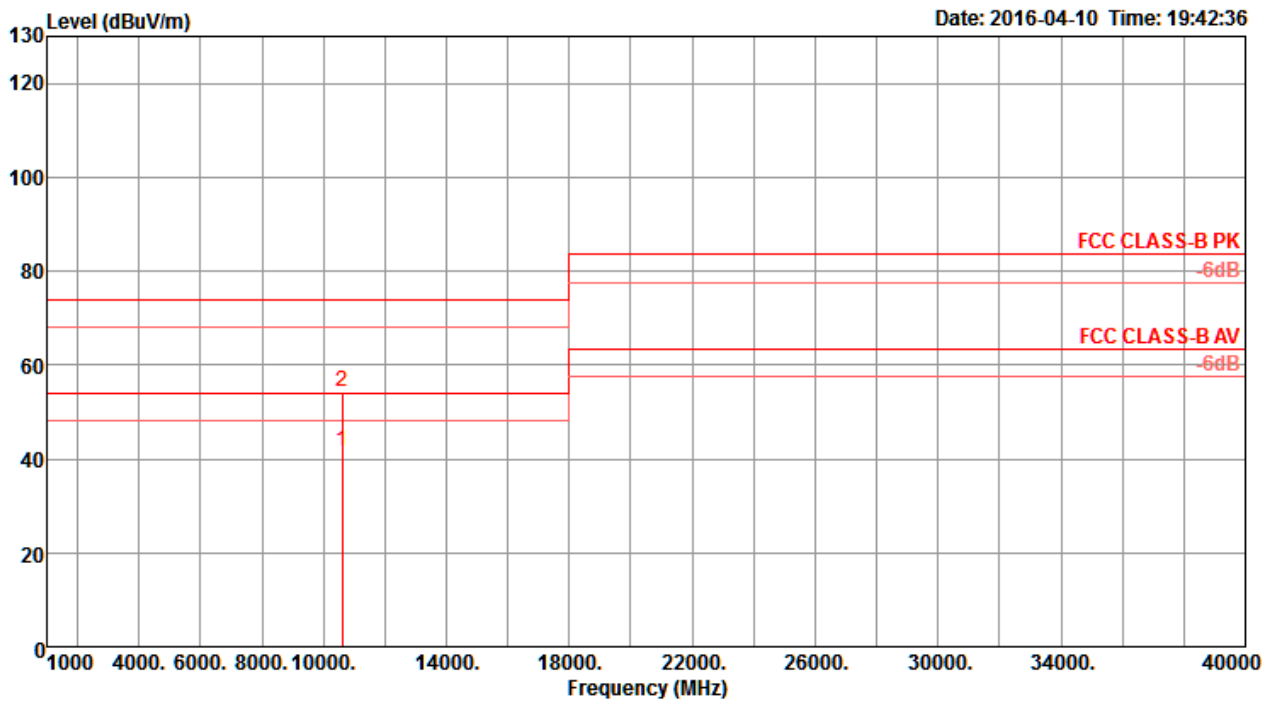
Vertical



	Freq	Level	Limit	Over	Read	CableAntenna	Preamp	T/Pos	A/Pos	Remark	Pol/Phase
	MHz	dBuV/m	dBuV/m	dB	dBuV	dB	dB/m	dB	deg	cm	
1	15809.38	45.94	54.00	-8.06	30.94	11.30	38.55	34.85	3	153 Average	VERTICAL
2	15809.92	58.86	74.00	-15.14	43.86	11.30	38.55	34.85	3	153 Peak	VERTICAL

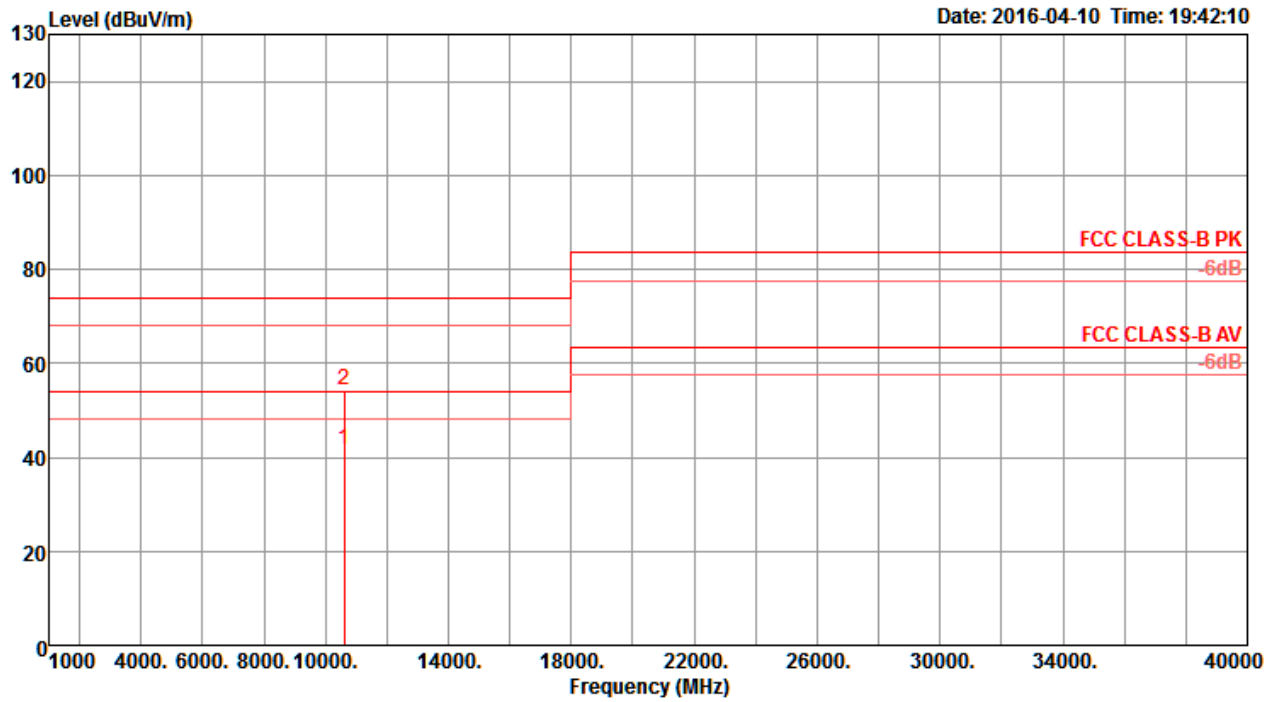
Temperature	22°C	Humidity	56%
Test Engineer	Peter Wu & Gary Chu	Configurations	IEEE 802.11ac MCS0/Nss1 VHT40 CH 62 / Chain 1 + Chain 2 + Chain 3 + Chain 4
Test Mode	Mode 2		

Horizontal



	Freq	Level	Limit	Over	Read	Cable	Antenna	Preamp	T/Pos	A/Pos	Remark	Pol/Phase
	MHz	dBuV/m	dBuV/m	dB	dBuV	dB	dB/m	dB	deg	cm		
1	10620.38	41.65	54.00	-12.35	28.34	9.74	38.50	34.93	10	155	Average	HORIZONTAL
2	10621.12	54.22	74.00	-19.78	40.91	9.74	38.50	34.93	10	155	Peak	HORIZONTAL

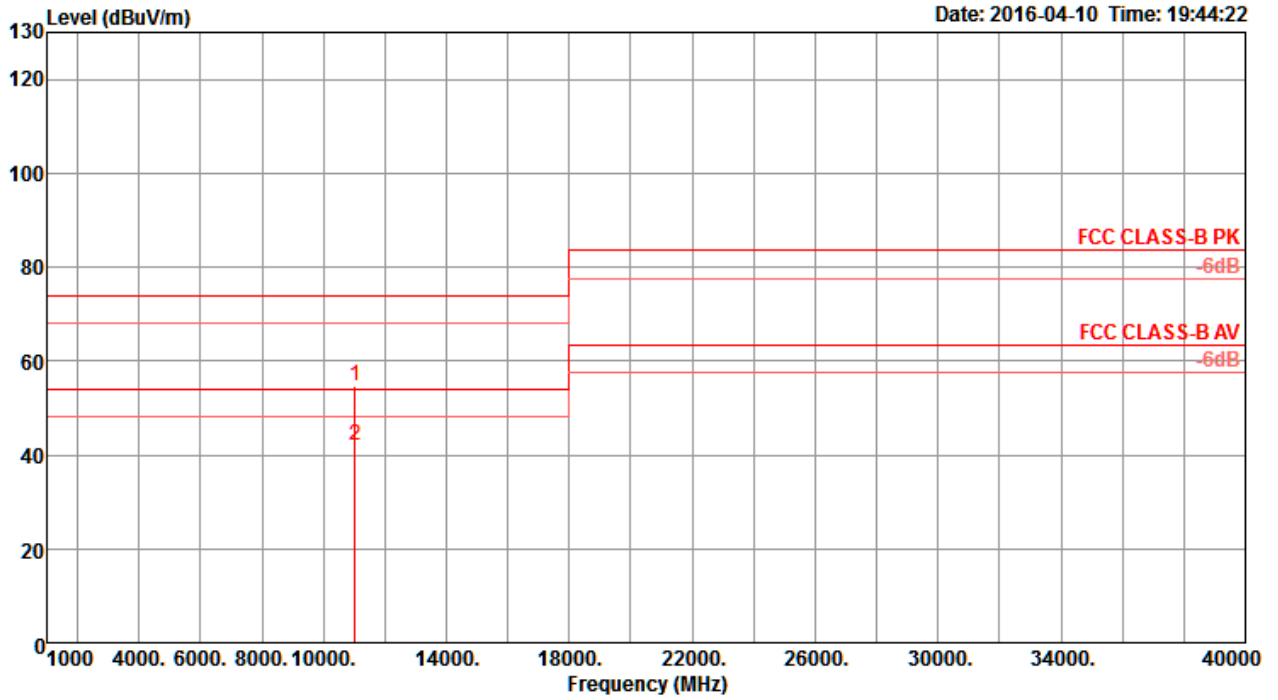
Vertical



	Freq	Level	Limit	Over	Read	CableAntenna	Preamp	T/Pos	A/Pos	Remark	Pol/Phase
	MHz	dBuV/m	dBuV/m	dB	dBuV	dB	dB/m	dB	deg	cm	
1	10617.34	41.56	54.00	-12.44	28.25	9.74	38.50	34.93	6	157 Average	VERTICAL
2	10619.98	54.26	74.00	-19.74	40.95	9.74	38.50	34.93	6	157 Peak	VERTICAL

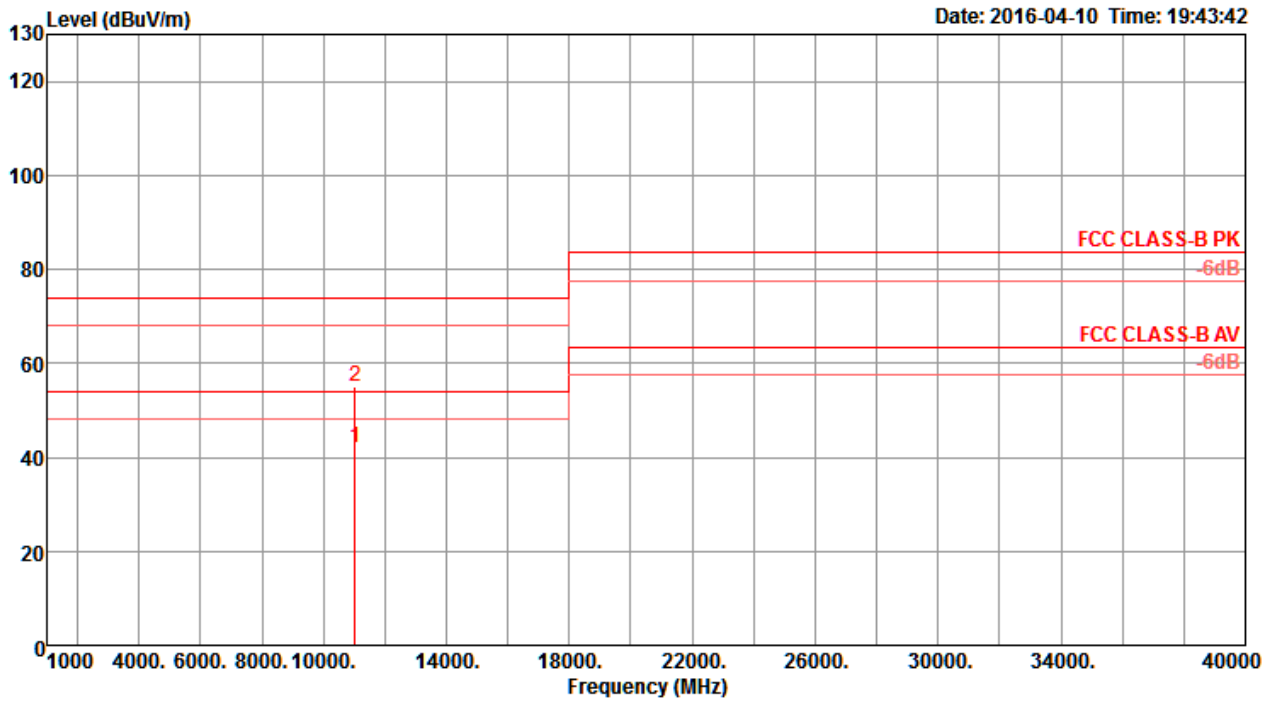
Temperature	22°C	Humidity	56%
Test Engineer	Peter Wu & Gary Chu	Configurations	IEEE 802.11ac MCS0/Nss1 VHT40 CH 102 / Chain 1 + Chain 2 + Chain 3 + Chain 4
Test Mode	Mode 2		

Horizontal



	Freq	Level	Limit Line	Over Limit	Read Level	Cable Loss	Antenna Factor	Preamp Factor	T/Pos	A/Pos	Remark	Pol/Phase
	MHz	dBuV/m	dBuV/m	dB	dBuV	dB	dB/m	dB	deg	cm		
1	11015.48	54.69	74.00	-19.31	41.17	9.68	38.50	34.66	13	156	Peak	HORIZONTAL
2	11016.54	41.90	54.00	-12.10	28.38	9.68	38.50	34.66	13	156	Average	HORIZONTAL

Vertical

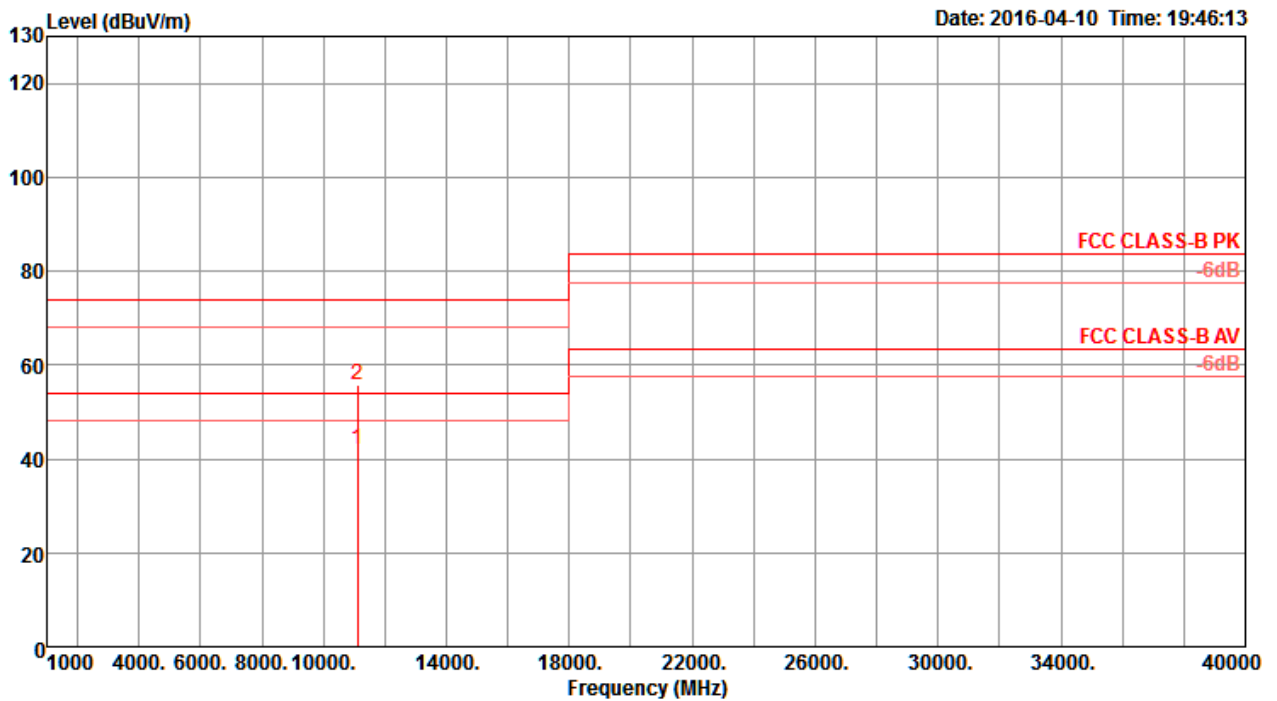


	Freq	Level	Limit	Over	Read	CableAntenna	Preamp	T/Pos	A/Pos	Remark	Pol/Phase
	MHz	dBuV/m	dBuV/m	dB	dBuV	dB	dB/m	deg	cm		
1	11017.14	42.11	54.00	-11.89	28.59	9.68	38.50	34.66	10	158 Average	VERTICAL
2	11020.32	54.87	74.00	-19.13	41.35	9.68	38.50	34.66	10	158 Peak	VERTICAL



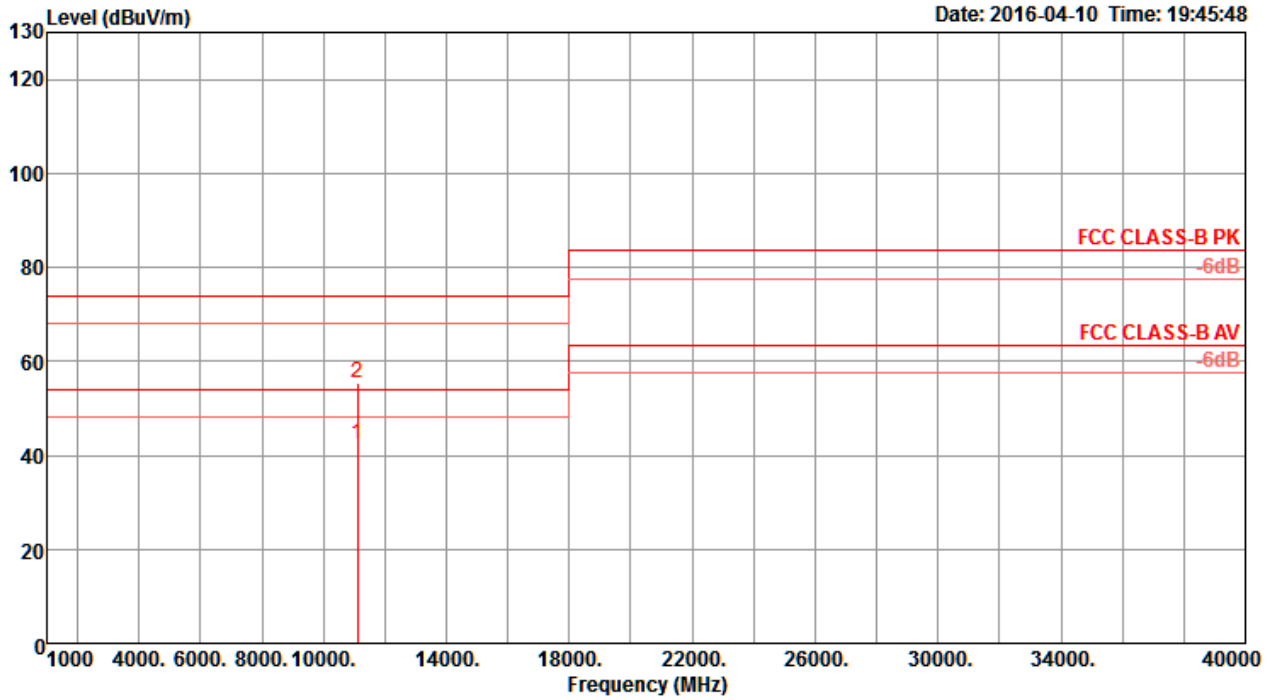
Temperature	22°C	Humidity	56%
Test Engineer	Peter Wu & Gary Chu	Configurations	IEEE 802.11ac MCS0/Nss1 VHT40 CH 110 / Chain 1 + Chain 2 + Chain 3 + Chain 4
Test Mode	Mode 2		

Horizontal



	Freq	Level	Limit Line	Over Limit	Read Level	Cable Loss	Antenna Factor	Preamp Factor	T/Pos	A/Pos	Remark	Pol/Phase
	MHz	dBuV/m	dBuV/m	dB	dBuV	dB	dB/m	dB	deg	cm		
1	11101.84	42.13	54.00	-11.87	28.61	9.67	38.50	34.65	11	156	Average	HORIZONTAL
2	11103.76	55.71	74.00	-18.29	42.19	9.67	38.50	34.65	11	156	Peak	HORIZONTAL

Vertical

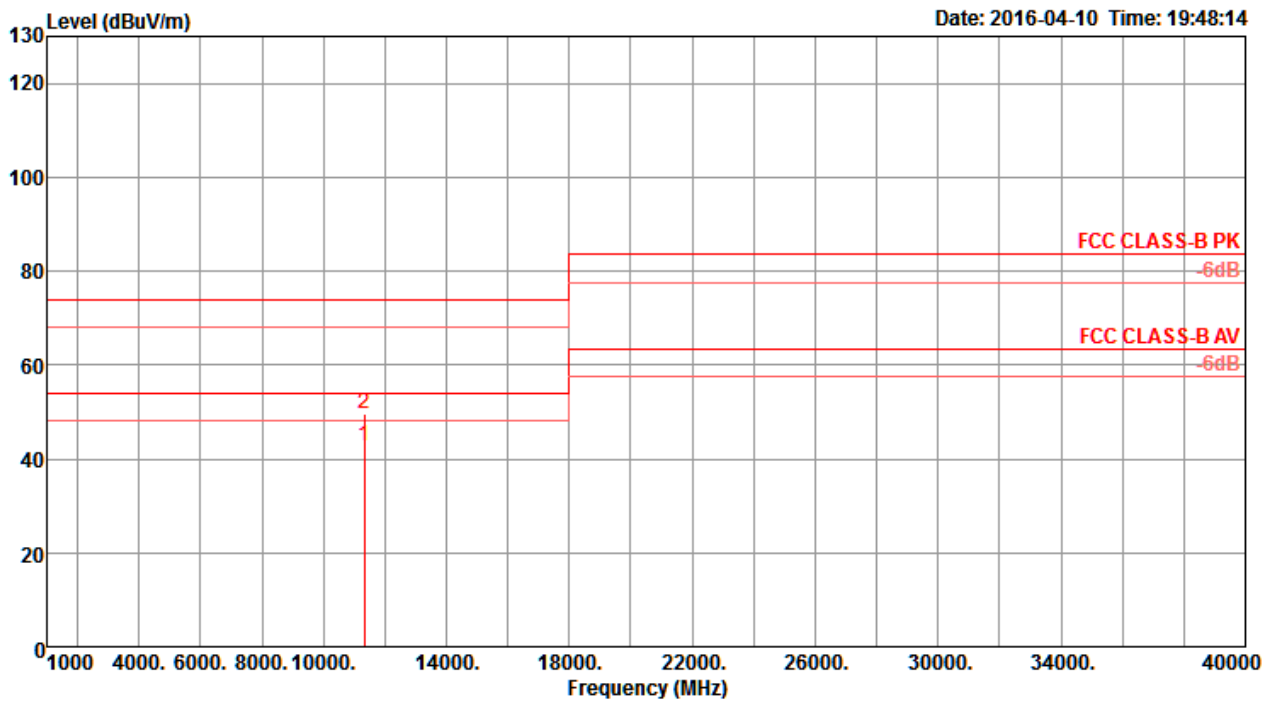


	Freq	Level	Limit	Over	Read	CableAntenna	Preamp	T/Pos	A/Pos	Remark	Pol/Phase
	MHz	dBuV/m	dBuV/m	dB	dBuV	dB	dB/m	deg	cm		
1	11101.34	42.27	54.00	-11.73	28.75	9.67	38.50	34.65	18	154 Average	VERTICAL
2	11102.36	55.47	74.00	-18.53	41.95	9.67	38.50	34.65	18	154 Peak	VERTICAL



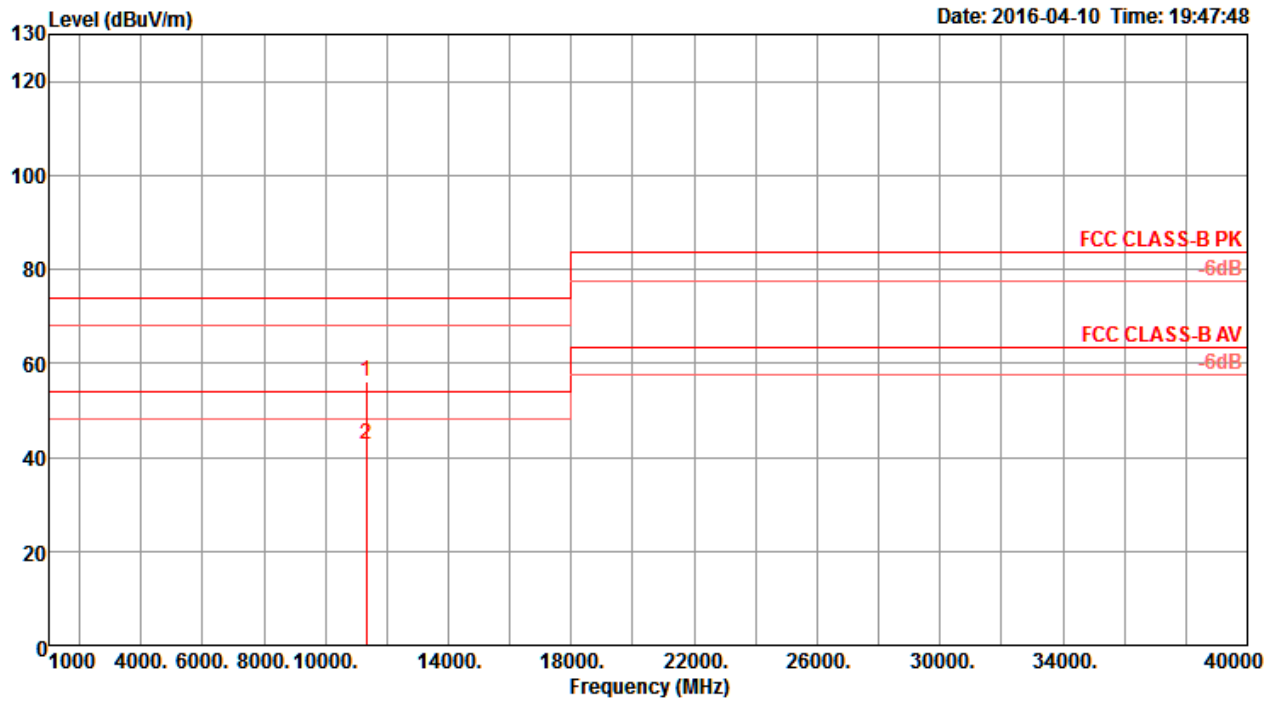
Temperature	22°C	Humidity	56%
Test Engineer	Peter Wu & Gary Chu	Configurations	IEEE 802.11ac MCS0/Nss1 VHT40 CH 134 / Chain 1 + Chain 2 + Chain 3 + Chain 4
Test Mode	Mode 2		

Horizontal



	Freq	Level	Limit Line	Over Limit	Read Level	Cable Loss	Antenna Factor	Preamp Factor	T/Pos	A/Pos	Remark	Pol/Phase
	MHz	dBuV/m	dBuV/m	dB	dBuV	dB	dB/m	dB	deg	cm		
1	11336.48	42.70	54.00	-11.30	29.19	9.64	38.50	34.63	19	156	Average	HORIZONTAL
2	11341.48	49.45	74.00	-24.55	35.94	9.64	38.50	34.63	19	156	Peak	HORIZONTAL

Vertical

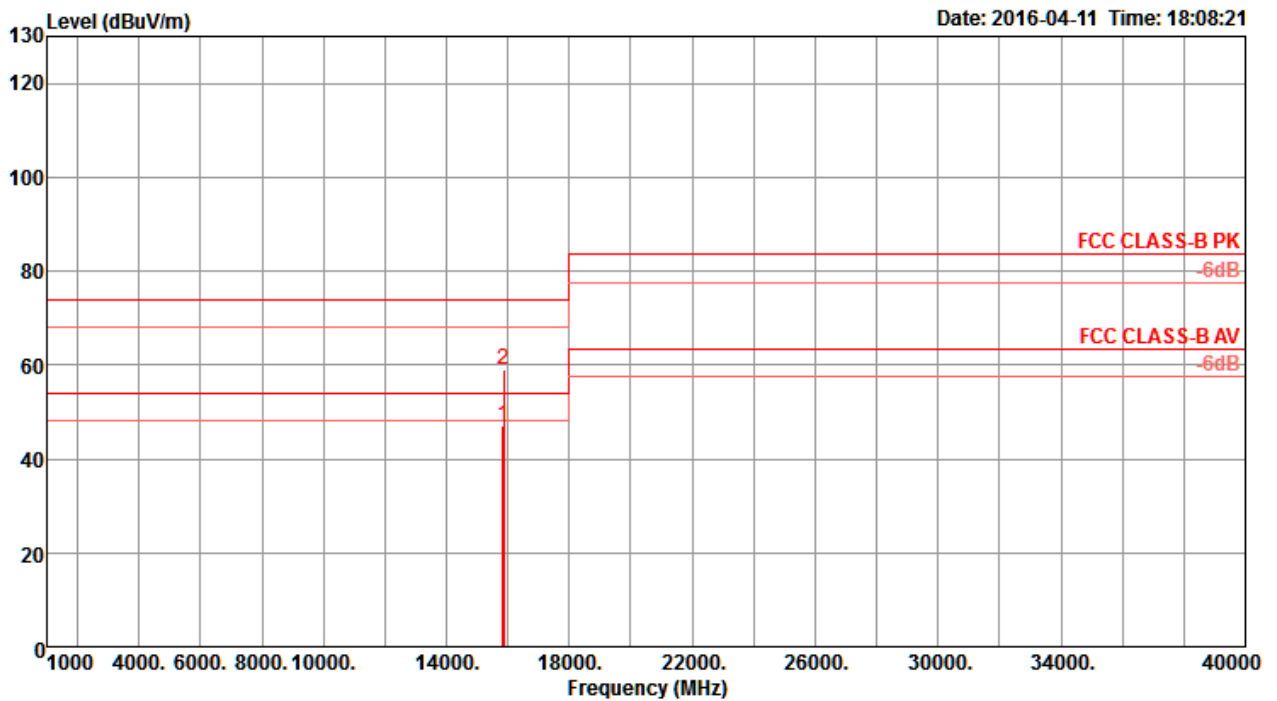


	Freq	Level	Limit	Over	Read	CableAntenna	Preamp	T/Pos	A/Pos	Remark	Pol/Phase
	MHz	dBuV/m	dBuV/m	dB	dBuV	dB	dB/m	deg	cm		
1	11339.70	56.12	74.00	-17.88	42.61	9.64	38.50	34.63	5	158 Peak	VERTICAL
2	11339.94	42.86	54.00	-11.14	29.35	9.64	38.50	34.63	5	158 Average	VERTICAL



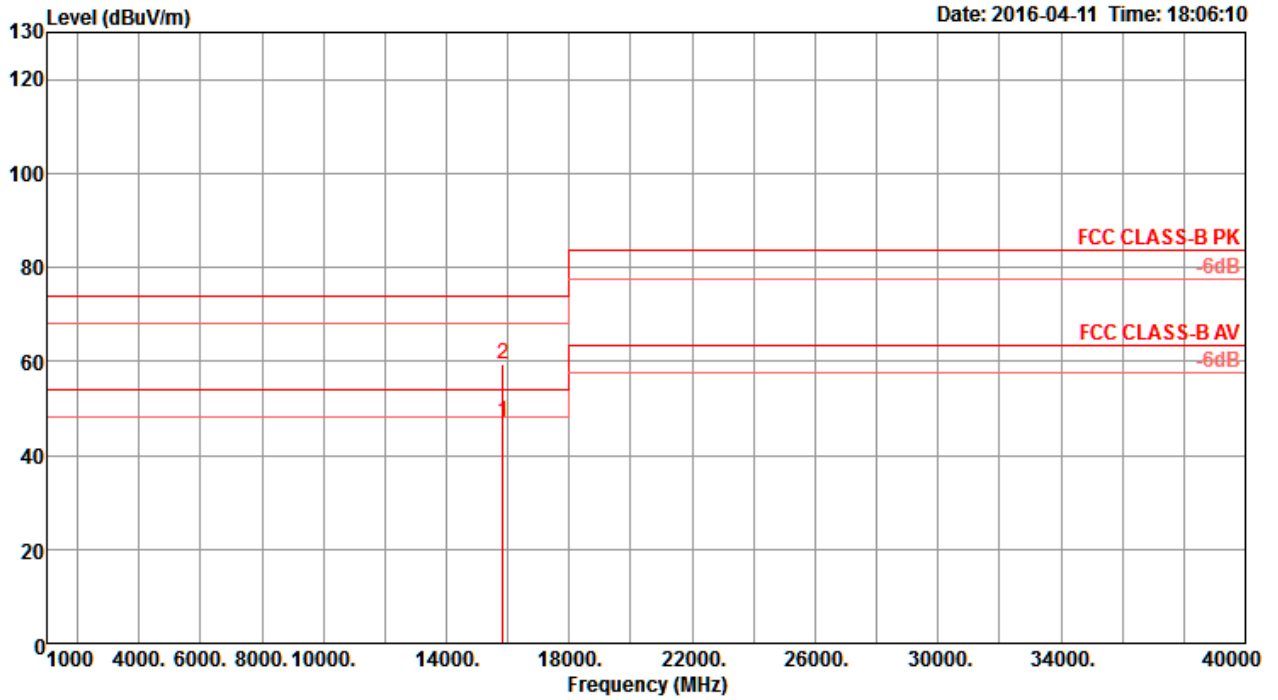
Temperature	22°C	Humidity	56%
Test Engineer	Peter Wu & Gary Chu	Configurations	IEEE 802.11ac MCS0/Nss1 VHT80 CH 58 / Chain 1 + Chain 2 + Chain 3 + Chain 4
Test Mode	Mode 2		

Horizontal



	Freq	Level	Limit Line	Over Limit	Read Level	Cable Loss	Antenna Factor	Preamp Factor	T/Pos	A/Pos	Remark	Pol/Phase
	MHz	dBuV/m	dBuV/m	dB	dBuV	dB	dB/m	dB	deg	cm		
1	15847.92	46.90	54.00	-7.10	31.87	11.31	38.61	34.89	31	211	Average	HORIZONTAL
2	15874.32	58.86	74.00	-15.14	43.81	11.32	38.67	34.94	31	211	Peak	HORIZONTAL

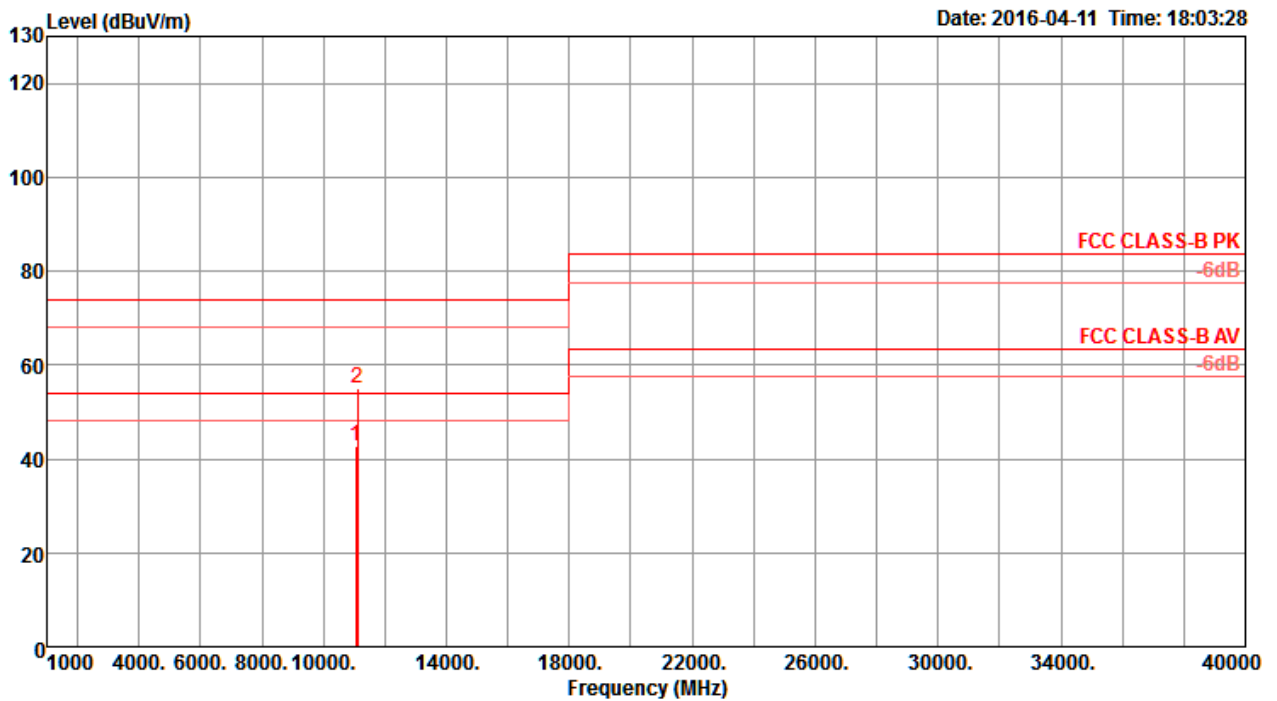
Vertical



	Freq	Level	Limit	Over	Read	Cable	Antenna	Preamp	T/Pos	A/Pos	Remark	Pol/Phase
	MHz	dBuV/m	dBuV/m	dB	dBuV	dB	dB/m	dB	deg	cm		
1	15836.40	47.06	54.00	-6.94	32.03	11.31	38.61	34.89	40	211	Average	VERTICAL
2	15846.00	59.47	74.00	-14.53	44.44	11.31	38.61	34.89	40	211	Peak	VERTICAL

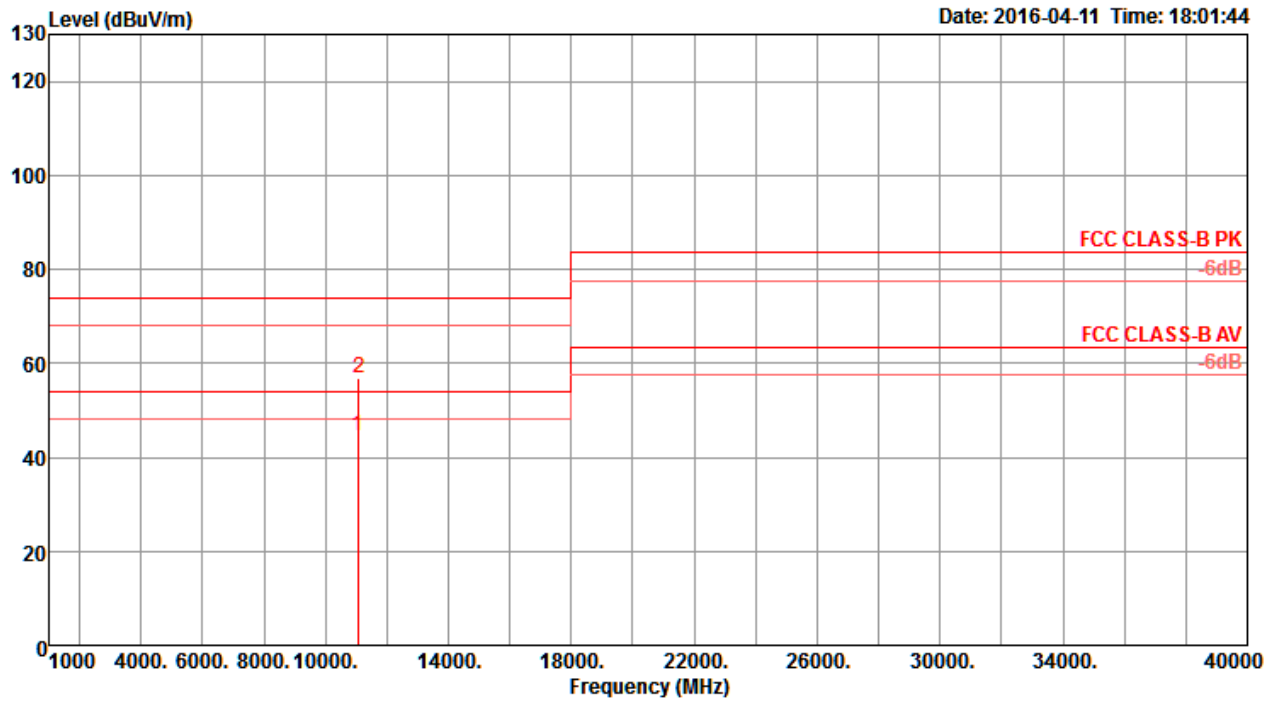
Temperature	22°C	Humidity	56%
Test Engineer	Peter Wu & Gary Chu	Configurations	IEEE 802.11ac MCS0/Nss1 VHT80 CH 106 / Chain 1 + Chain 2 + Chain 3 + Chain 4
Test Mode	Mode 2		

Horizontal



	Freq	Level	Limit Line	Over Limit	Read Level	Cable Loss	Antenna Factor	Preamp Factor	T/Pos	A/Pos	Remark	Pol/Phase
	MHz	dBuV/m	dBuV/m	dB	dBuV	dB	dB/m	dB	deg	cm		
1	11066.72	42.79	54.00	-11.21	29.27	9.67	38.50	34.65	256	190	Average	HORIZONTAL
2	11097.76	55.16	74.00	-18.84	41.64	9.67	38.50	34.65	256	190	Peak	HORIZONTAL

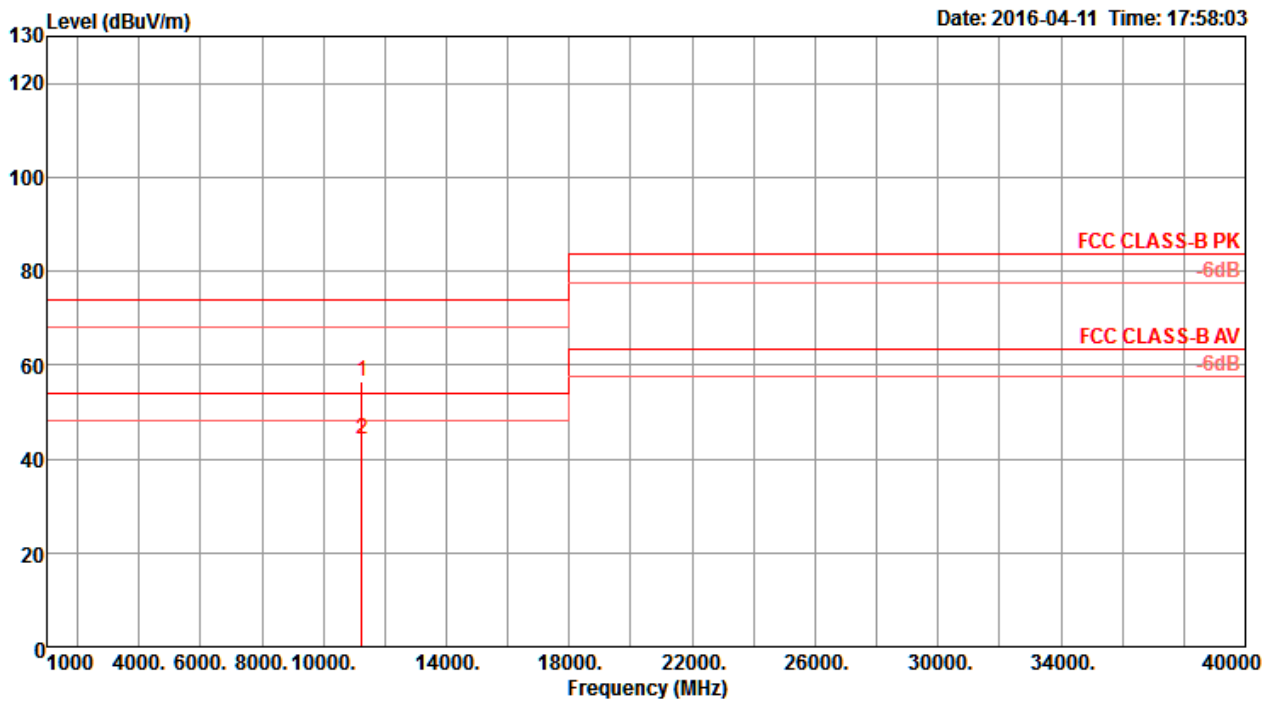
Vertical



	Freq	Level	Limit	Over	Read	CableAntenna	Preamp	T/Pos	A/Pos	Remark	Pol/Phase
	MHz	dBuV/m	dBuV/m	dB	dBuV	dB	dB/m	dB	deg	cm	
1	11066.88	44.37	54.00	-9.63	30.85	9.67	38.50	34.65	127	197 Average	VERTICAL
2	11087.36	56.87	74.00	-17.13	43.35	9.67	38.50	34.65	127	197 Peak	VERTICAL

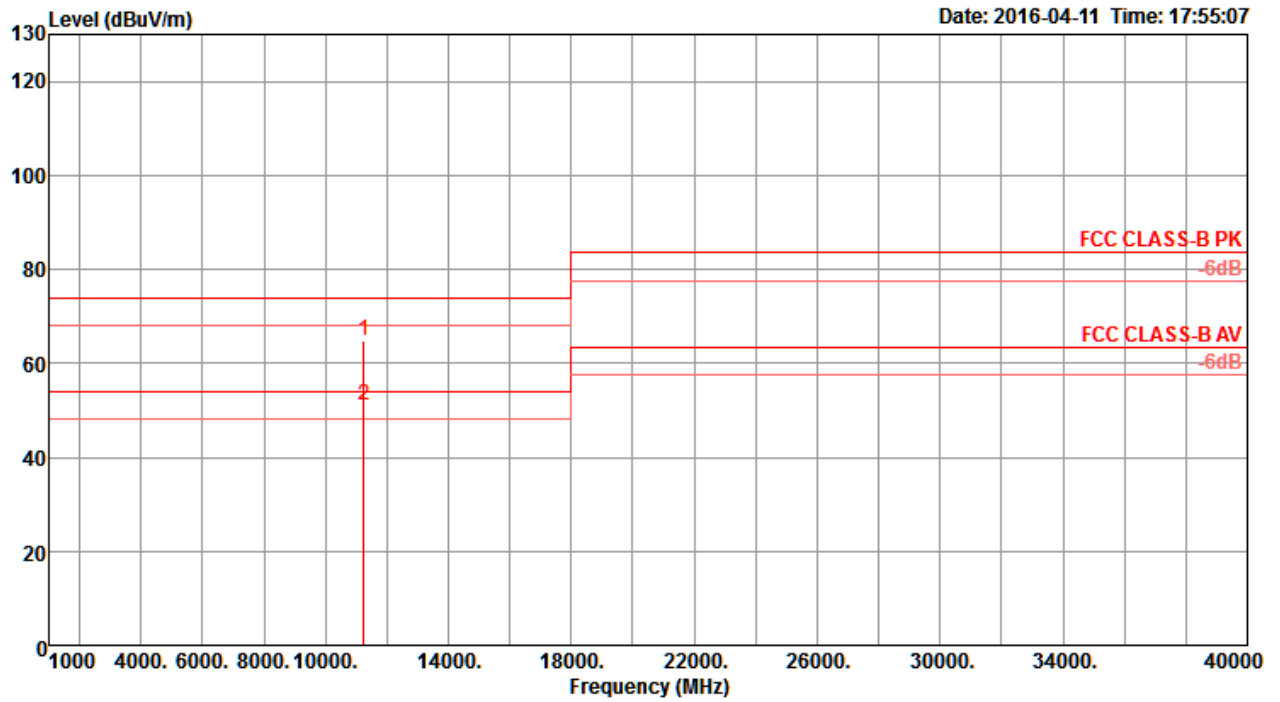
Temperature	22°C	Humidity	56%
Test Engineer	Peter Wu & Gary Chu	Configurations	IEEE 802.11ac MCS0/Nss1 VHT80 CH 122 / Chain 1 + Chain 2 + Chain 3 + Chain 4
Test Mode	Mode 2		

Horizontal



	Freq	Level	Limit Line	Over Limit	Read Level	Cable Loss	Antenna Factor	Preamp Factor	T/Pos	A/Pos	Remark	Pol/Phase
	MHz	dBuV/m	dBuV/m	dB	dBuV	dB	dB/m	dB	deg	cm		
1	11246.24	56.65	74.00	-17.35	43.14	9.65	38.50	34.64	174	205	Peak	HORIZONTAL
2	11249.44	44.18	54.00	-9.82	30.67	9.65	38.50	34.64	174	205	Average	HORIZONTAL

Vertical

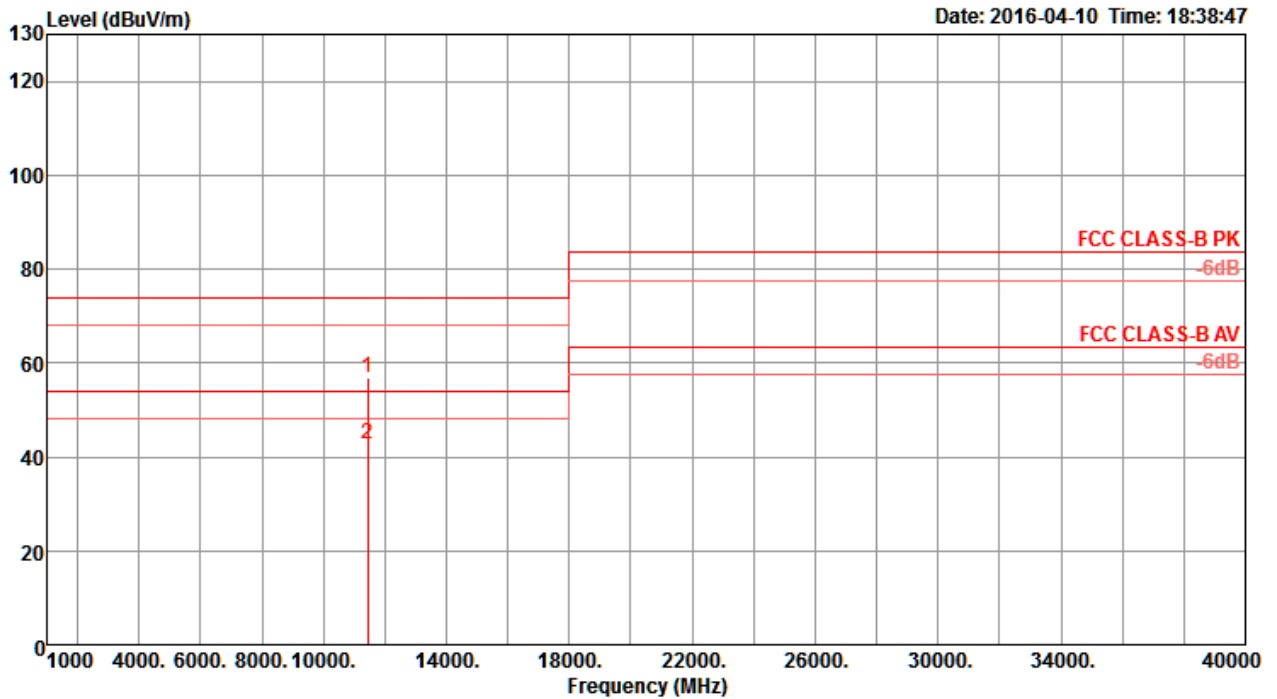


	Freq	Level	Limit	Over	Read	CableAntenna	Preamp	T/Pos	A/Pos	Remark	Pol/Phase	
	MHz	dBuV/m	dBuV/m	dB	dBuV	dB	dB/m	dB	deg	cm		
1	11248.80	64.69	74.00	-9.31	51.18	9.65	38.50	34.64	135	200	Peak	VERTICAL
2	11249.60	50.96	54.00	-3.04	37.45	9.65	38.50	34.64	135	200	Average	VERTICAL

Straddle Channel

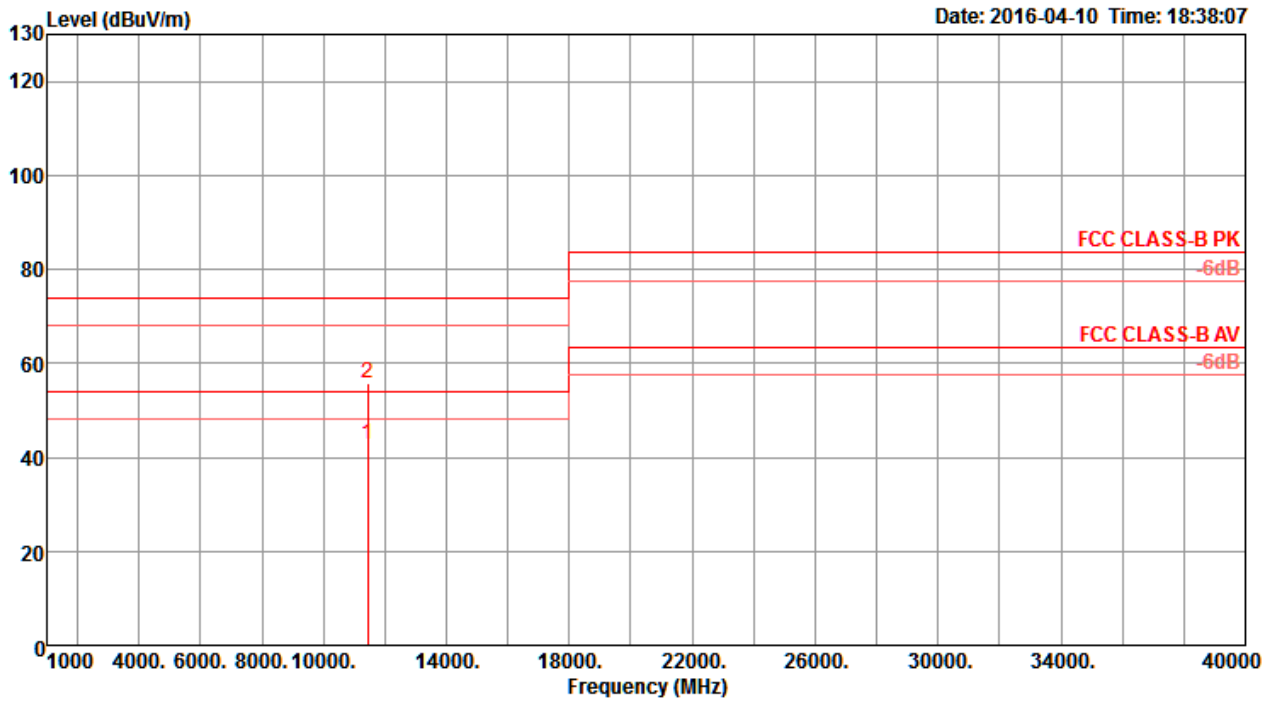
Temperature	22°C	Humidity	56%
Test Engineer	Peter Wu & Gary Chu	Configurations	IEEE 802.11a CH 144 / Chain 1 + Chain 2 + Chain 3 + Chain 4
Test Mode	Mode 2		

Horizontal



	Freq	Level	Limit Line	Over Limit	Read Level	Cable Loss	Antenna Factor	Preamp Factor	T/Pos	A/Pos	Remark	Pol/Phase
	MHz	dBuV/m	dBuV/m	dB	dBuV	dB	dB/m	dB	deg	cm		
1	11439.06	56.90	74.00	-17.10	43.39	9.63	38.50	34.62	4	156	Peak	HORIZONTAL
2	11441.86	42.81	54.00	-11.19	29.30	9.63	38.50	34.62	4	156	Average	HORIZONTAL

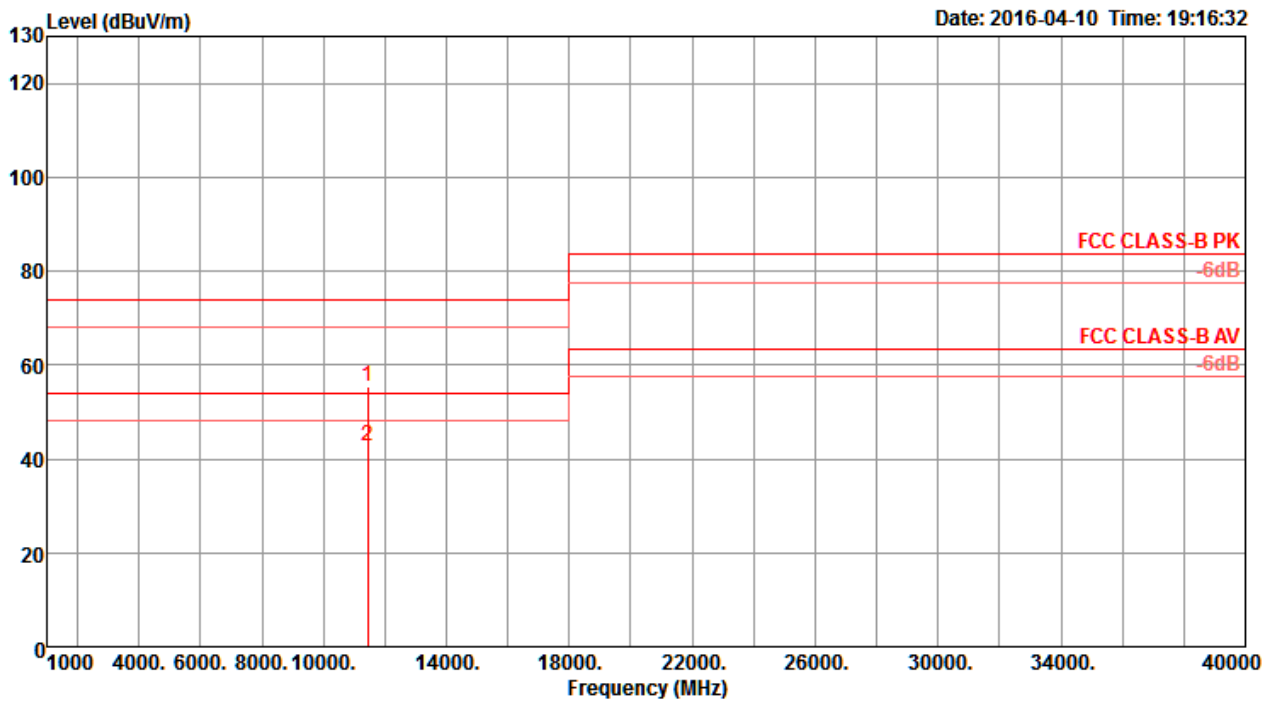
Vertical



	Freq	Level	Limit	Over	Read	CableAntenna	Preamp	T/Pos	A/Pos	Remark	Pol/Phase
	MHz	dBuV/m	dBuV/m	dB	dBuV	dB	dB/m	dB	deg	cm	
1	11436.86	42.78	54.00	-11.22	29.27	9.63	38.50	34.62	7	159 Average	VERTICAL
2	11439.12	55.73	74.00	-18.27	42.22	9.63	38.50	34.62	7	159 Peak	VERTICAL

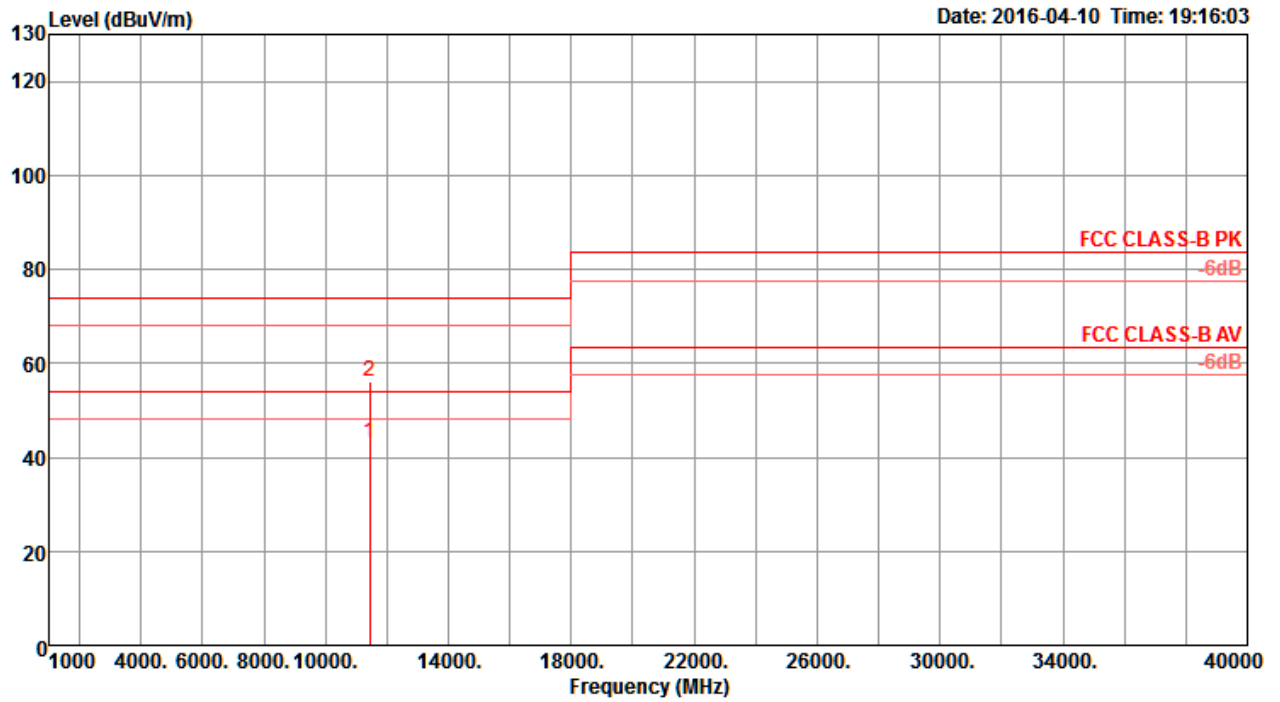
Temperature	22°C	Humidity	56%
Test Engineer	Peter Wu & Gary Chu	Configurations	IEEE 802.11ac MCS0/Nss1 VHT20 CH 144 / Chain 1 + Chain 2 + Chain 3 + Chain 4
Test Mode	Mode 2		

Horizontal



	Freq	Level	Limit Line	Over Limit	Read Level	Cable Loss	Antenna Factor	Preamp Factor	T/Pos	A/Pos	Remark	Pol/Phase
	MHz	dBuV/m	dBuV/m	dB	dBuV	dB	dB/m	dB	deg	cm		
1	11438.86	55.45	74.00	-18.55	41.94	9.63	38.50	34.62	13	155	Peak	HORIZONTAL
2	11441.36	42.85	54.00	-11.15	29.34	9.63	38.50	34.62	13	155	Average	HORIZONTAL

Vertical

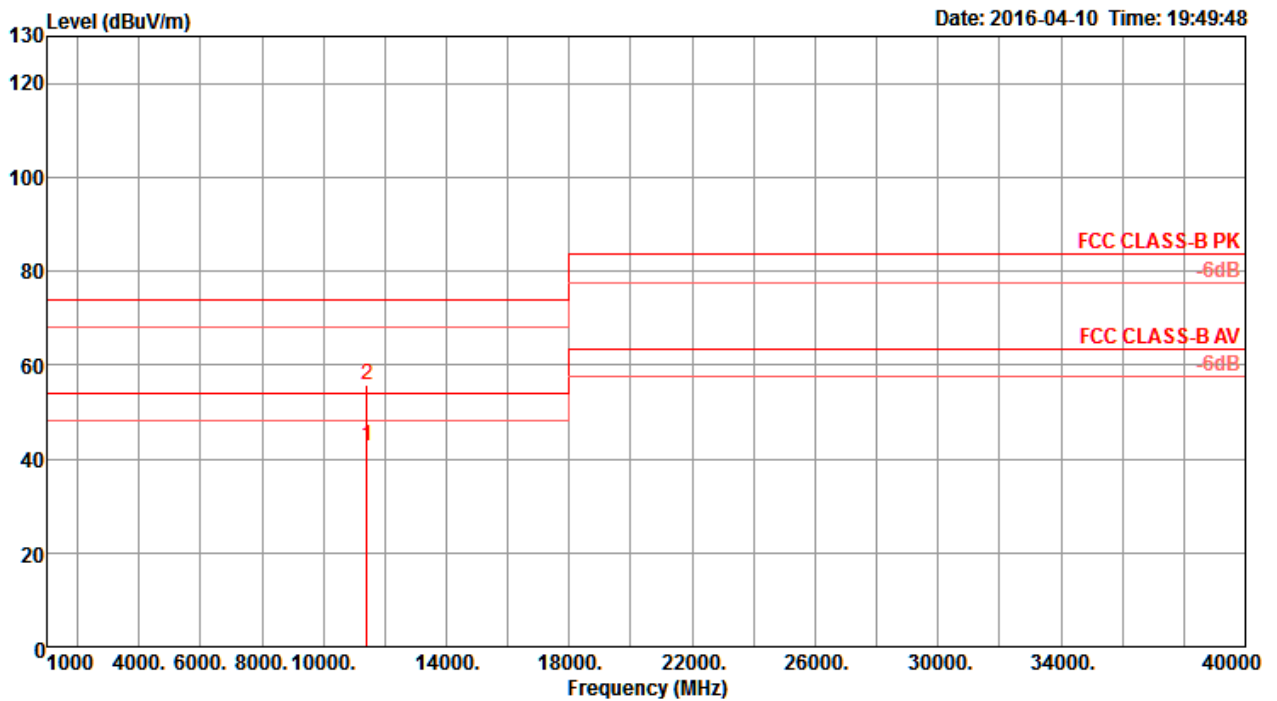


	Freq	Level	Limit	Over	Read	CableAntenna	Preamp	T/Pos	A/Pos	Remark	Pol/Phase	
	MHz	dBuV/m	dBuV/m	dB	dBuV	dB	dB/m	dB	deg	cm		
1	11436.64	43.02	54.00	-10.98	29.51	9.63	38.50	34.62	357	154	Average	VERTICAL
2	11437.86	56.14	74.00	-17.86	42.63	9.63	38.50	34.62	357	154	Peak	VERTICAL



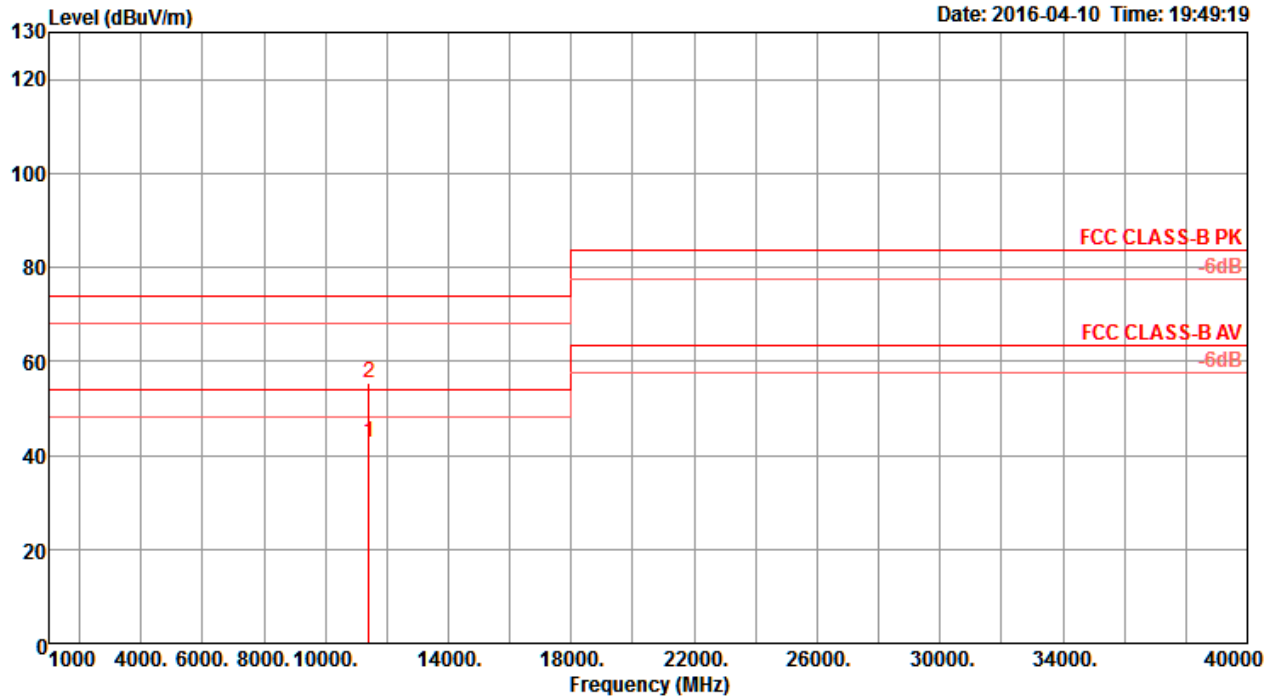
Temperature	22°C	Humidity	56%
Test Engineer	Peter Wu & Gary Chu	Configurations	IEEE 802.11ac MCS0/Nss1 VHT40 CH 142 / Chain 1 + Chain 2 + Chain 3 + Chain 4
Test Mode	Mode 2		

Horizontal



	Freq	Level	Limit Line	Over Limit	Read Level	Cable Loss	Antenna Factor	Preamp Factor	T/Pos	A/Pos	Remark	Pol/Phase
	MHz	dBuV/m	dBuV/m	dB	dBuV	dB	dB/m	dB	deg	cm		
1	11418.74	42.71	54.00	-11.29	29.21	9.63	38.50	34.63	9	154	Average	HORIZONTAL
2	11420.18	55.65	74.00	-18.35	42.15	9.63	38.50	34.63	9	154	Peak	HORIZONTAL

Vertical

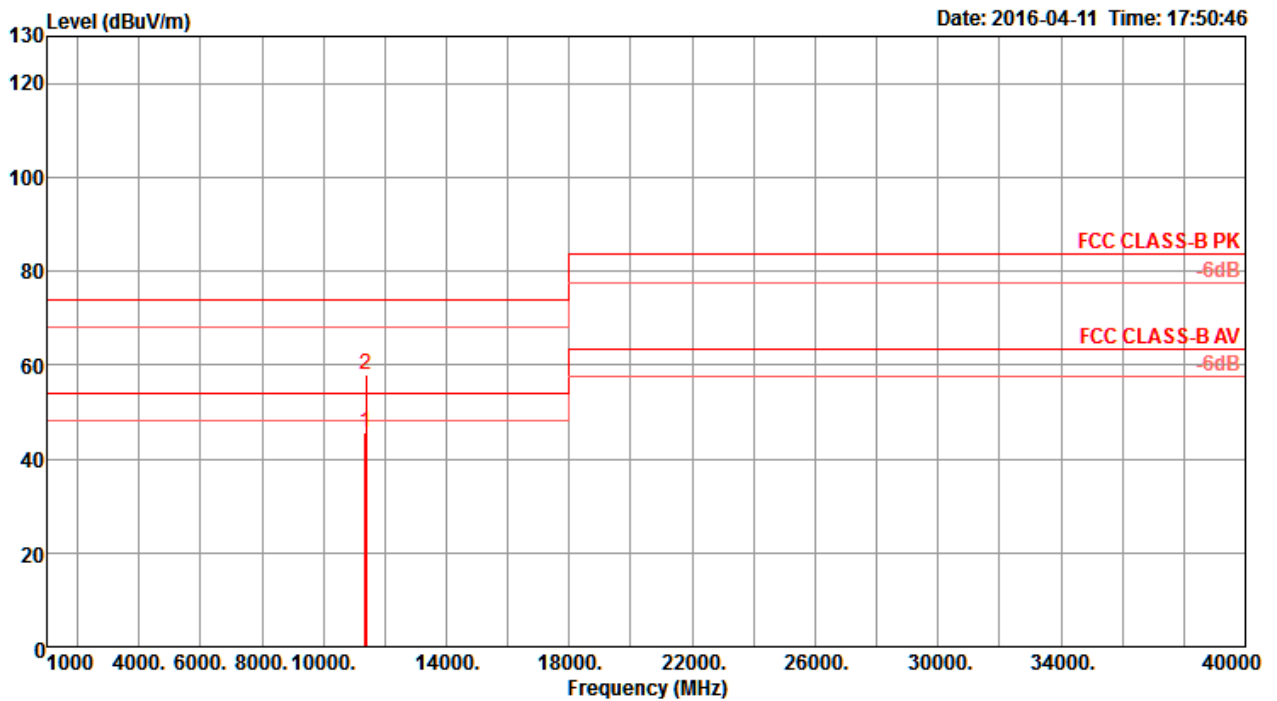


	Freq	Level	Limit	Over	Read	CableAntenna	Preamp	T/Pos	A/Pos	Remark	Pol/Phase	
	MHz	dBuV/m	dBuV/m	dB	dBuV	dB	dB/m	dB	deg	cm		
1	11422.44	42.68	54.00	-11.32	29.18	9.63	38.50	34.63	11	152	Average	VERTICAL
2	11422.86	55.49	74.00	-18.51	41.99	9.63	38.50	34.63	11	152	Peak	VERTICAL



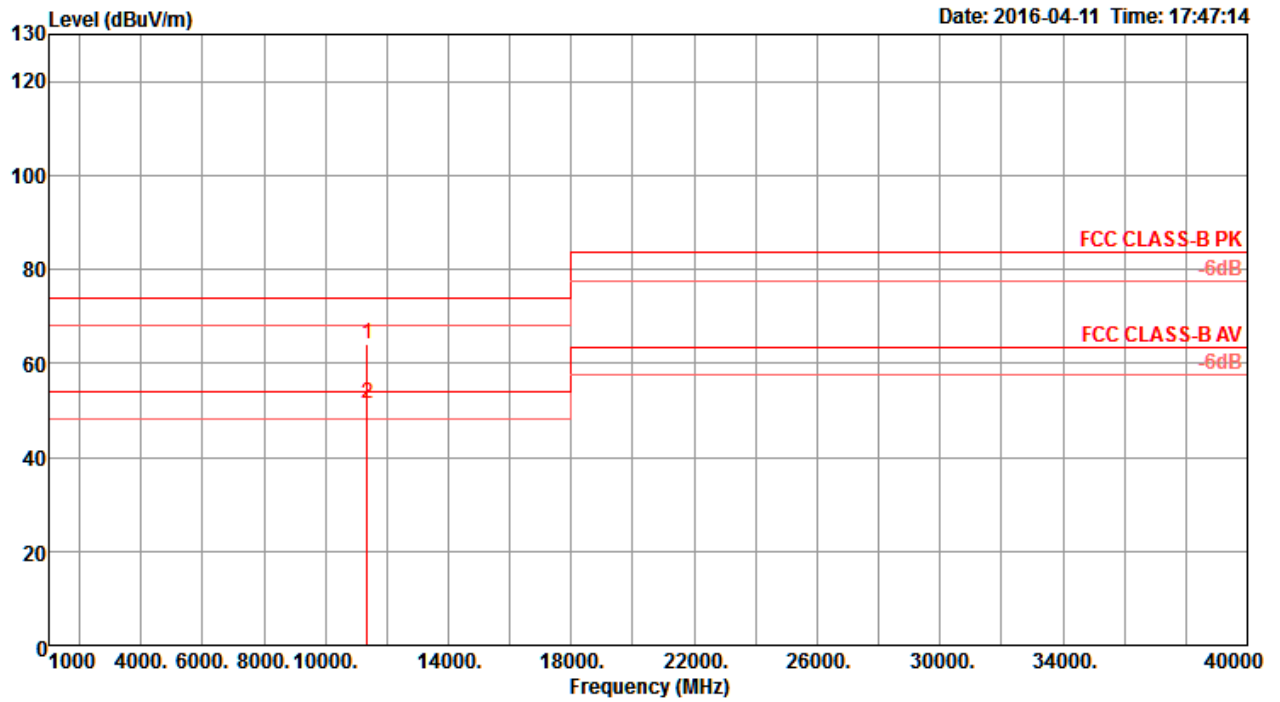
Temperature	22°C	Humidity	56%
Test Engineer	Peter Wu & Gary Chu	Configurations	IEEE 802.11ac MCS0/Nss1 VHT80 CH 138 / Chain 1 + Chain 2 + Chain 3 + Chain 4
Test Mode	Mode 2		

Horizontal



	Freq	Level	Limit Line	Over Limit	Read Level	Cable Loss	Antenna Factor	Preamp Factor	T/Pos	A/Pos	Remark	Pol/Phase
	MHz	dBuV/m	dBuV/m	dB	dBuV	dB	dB/m	dB	deg	cm		
1	11371.20	45.45	54.00	-8.55	31.95	9.63	38.50	34.63	210	197	Average	HORIZONTAL
2	11391.12	57.92	74.00	-16.08	44.42	9.63	38.50	34.63	210	197	Peak	HORIZONTAL

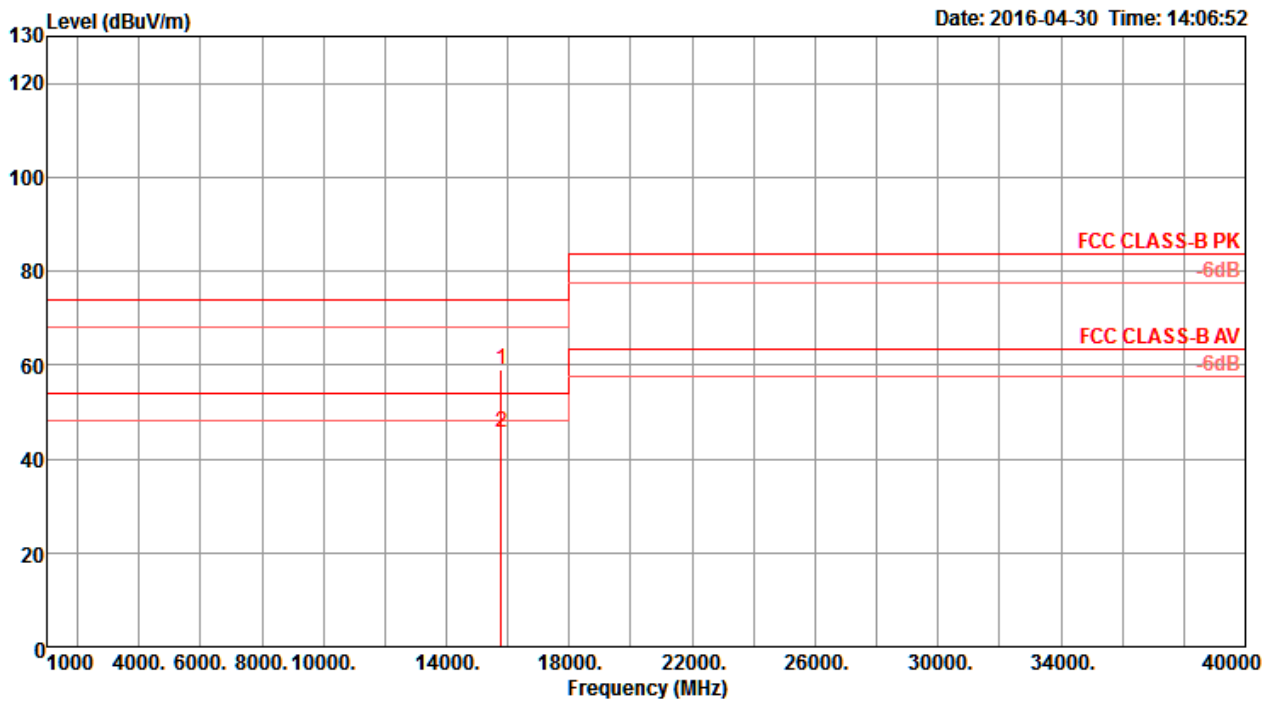
Vertical



	Freq	Level	Limit	Over	Read	CableAntenna	Preamp	T/Pos	A/Pos	Remark	Pol/Phase	
	MHz	dBuV/m	dBuV/m	dB	dBuV	dB	dB/m	dB	deg	cm		
1	11351.84	64.18	74.00	-9.82	50.68	9.63	38.50	34.63	134	200	Peak	VERTICAL
2	11372.16	51.59	54.00	-2.41	38.09	9.63	38.50	34.63	134	200	Average	VERTICAL

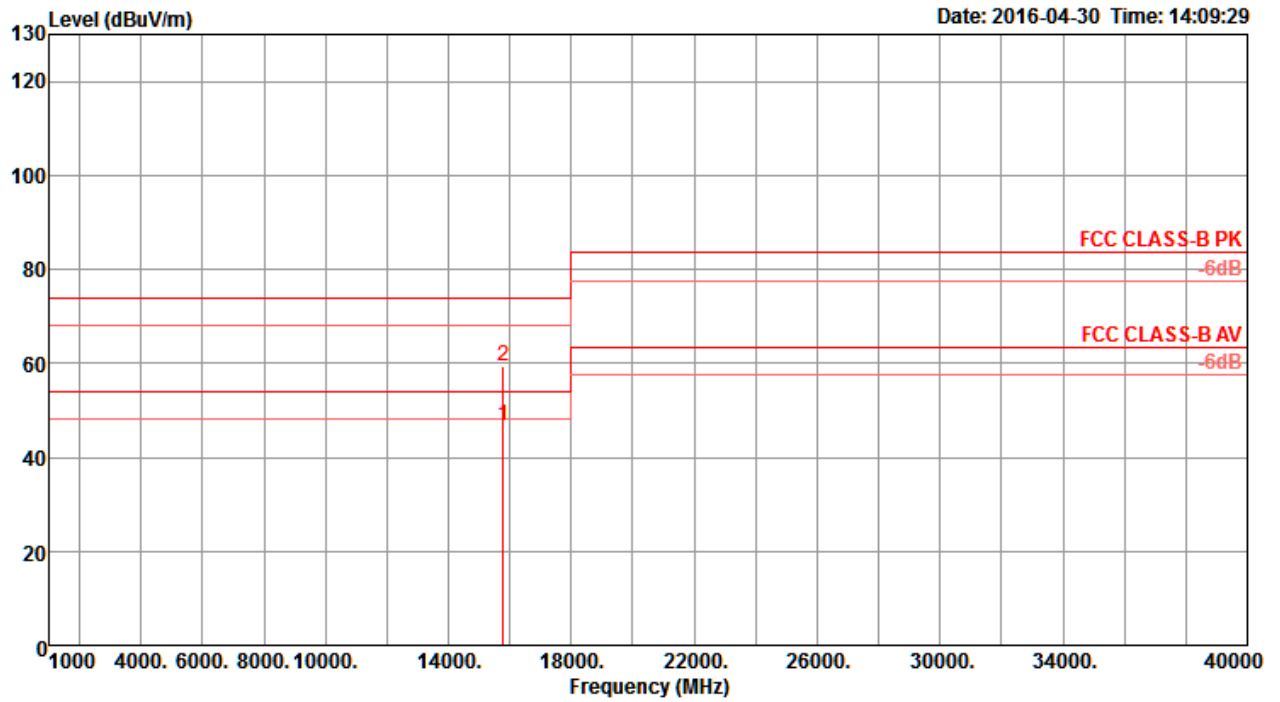
Temperature	22°C	Humidity	56%
Test Engineer	Peter Wu & Gary Chu	Configurations	IEEE 802.11ac MCS0/Nss4 VHT20 CH 52 / Chain 1 + Chain 2 + Chain 3 + Chain 4
Test Mode	Mode 2		

Horizontal



	Freq	Level	Limit	Over	Read	CableAntenna	Preamp	T/Pos	A/Pos	Remark	Pol/Phase
	MHz	dBuV/m	dBuV/m	dB	dBuV	dB	dB/m	dB	deg	cm	
1	15775.48	58.96	74.00	-15.04	44.04	11.29	38.48	34.85	287	179 Peak	HORIZONTAL
2	15780.84	45.77	54.00	-8.23	30.85	11.29	38.48	34.85	287	179 Average	HORIZONTAL

Vertical

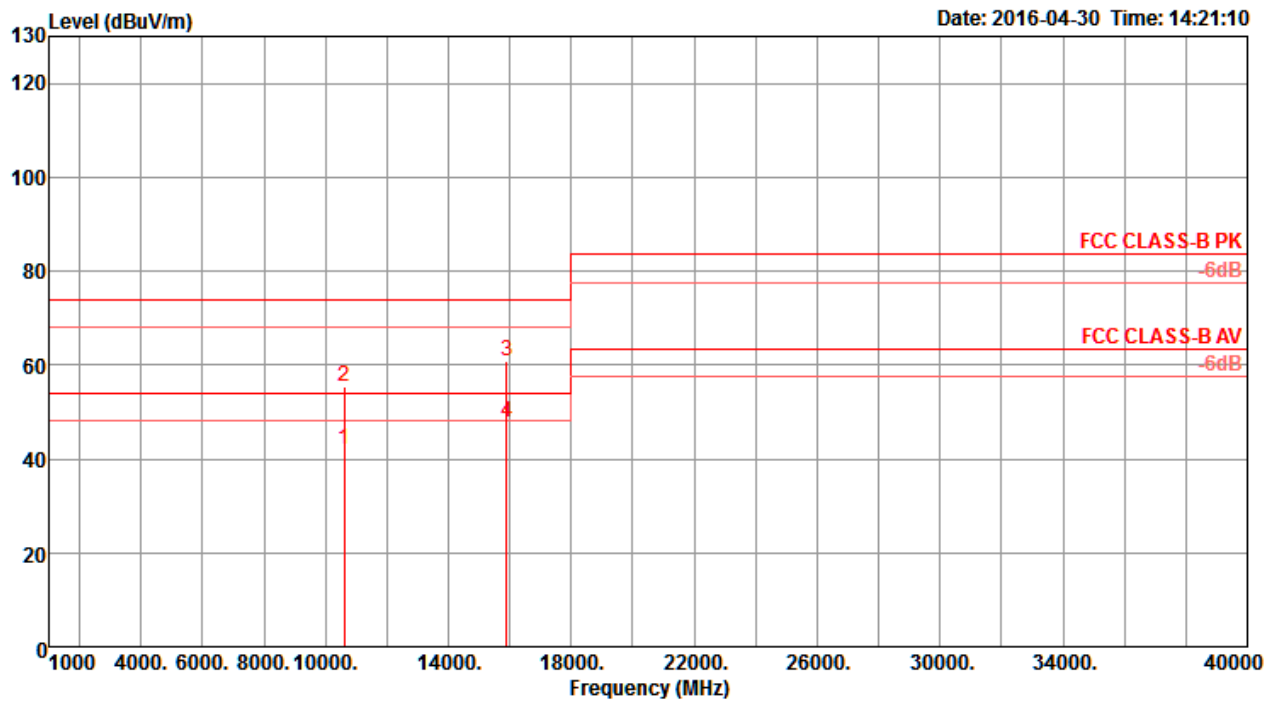


	Freq	Level	Limit	Over	Read	Cable	Antenna	Preamp	T/Pos	A/Pos	Remark	Pol/Phase
	MHz	dBuV/m	dBuV/m	dB	dBuV	dB	dB/m	dB	deg	cm		
1	15779.92	46.57	54.00	-7.43	31.65	11.29	38.48	34.85	263	194	Average	VERTICAL
2	15788.04	59.47	74.00	-14.53	44.47	11.30	38.55	34.85	263	194	Peak	VERTICAL



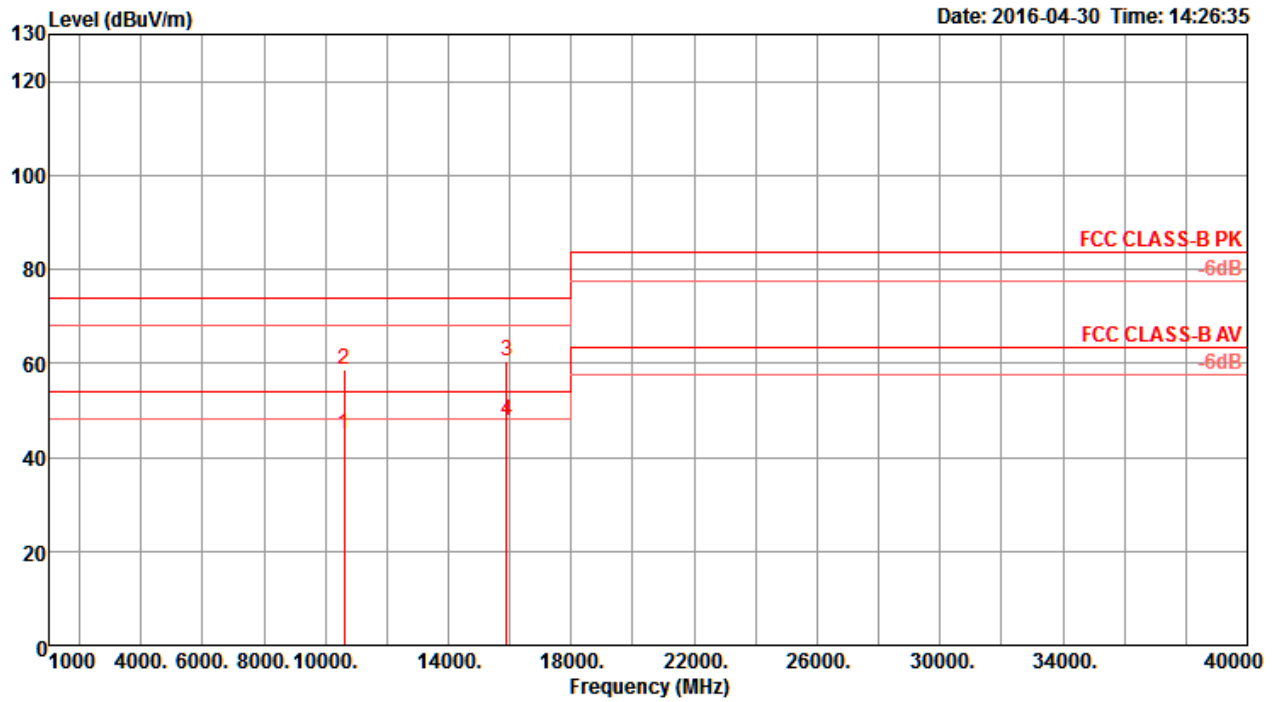
Temperature	22°C	Humidity	56%
Test Engineer	Peter Wu & Gary Chu	Configurations	IEEE 802.11ac MCS0/Nss4 VHT20 CH 60 / Chain 1 + Chain 2 + Chain 3 + Chain 4
Test Mode	Mode 2		

Horizontal



	Freq	Level	Limit Line	Over Limit	Read Level	CableAntenna Loss	Antenna Factor	Preamp Factor	T/Pos	A/Pos	Remark	Pol/Phase
	MHz	dBuV/m	dBuV/m	dB	dBuV	dB	dB/m	dB	deg	cm		
1	10598.80	42.12	54.00	-11.88	28.83	9.74	38.50	34.95	11	218	Average	HORIZONTAL
2	10599.44	55.52	74.00	-18.48	42.23	9.74	38.50	34.95	11	218	Peak	HORIZONTAL
3	15899.76	60.88	74.00	-13.12	45.83	11.32	38.67	34.94	169	195	Peak	HORIZONTAL
4	15899.96	47.70	54.00	-6.30	32.65	11.32	38.67	34.94	169	195	Average	HORIZONTAL

Vertical

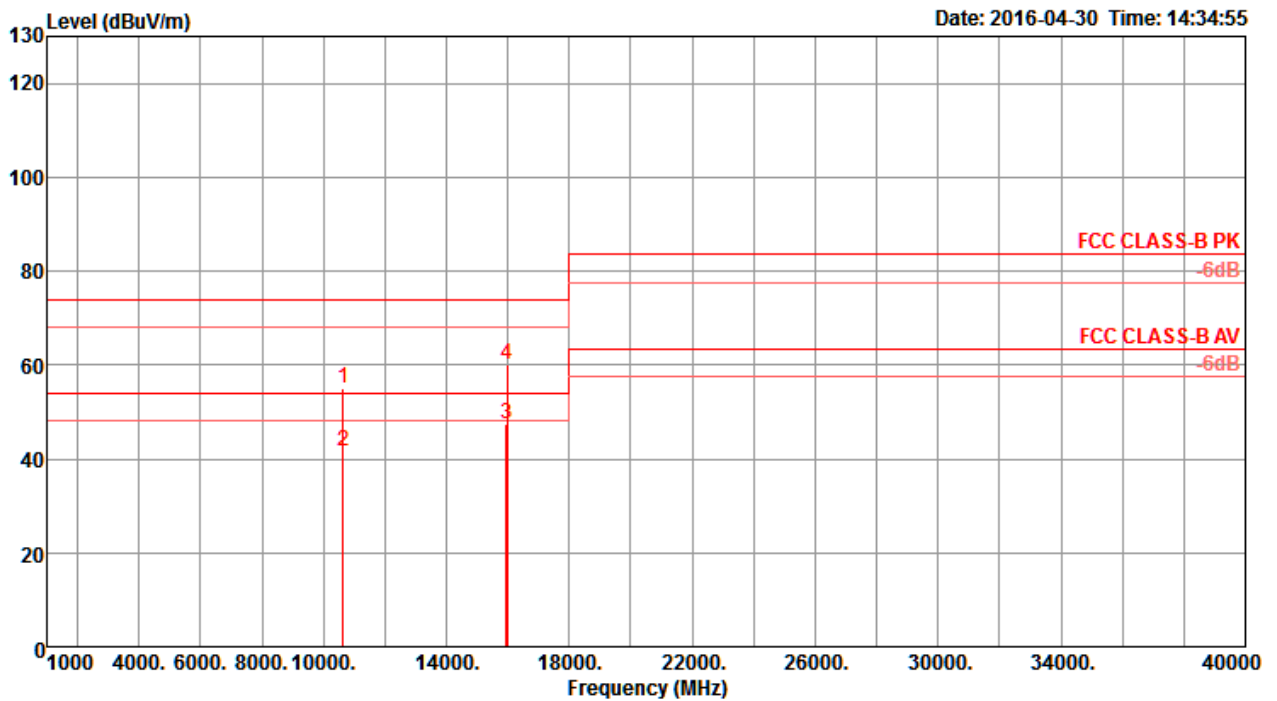


	Freq	Level	Limit	Over	Read	CableAntenna	Preamp	T/Pos	A/Pos	Remark	Pol/Phase
	MHz	dBuV/m	dBuV/m	dB	dBuV	dB	dB/m	deg	cm		
1	10600.44	45.03	54.00	-8.97	31.74	9.74	38.50	39	206	Average	VERTICAL
2	10601.84	58.83	74.00	-15.17	45.54	9.74	38.50	39	206	Peak	VERTICAL
3	15891.52	60.54	74.00	-13.46	45.49	11.32	38.67	267	187	Peak	VERTICAL
4	15897.68	47.96	54.00	-6.04	32.91	11.32	38.67	267	187	Average	VERTICAL



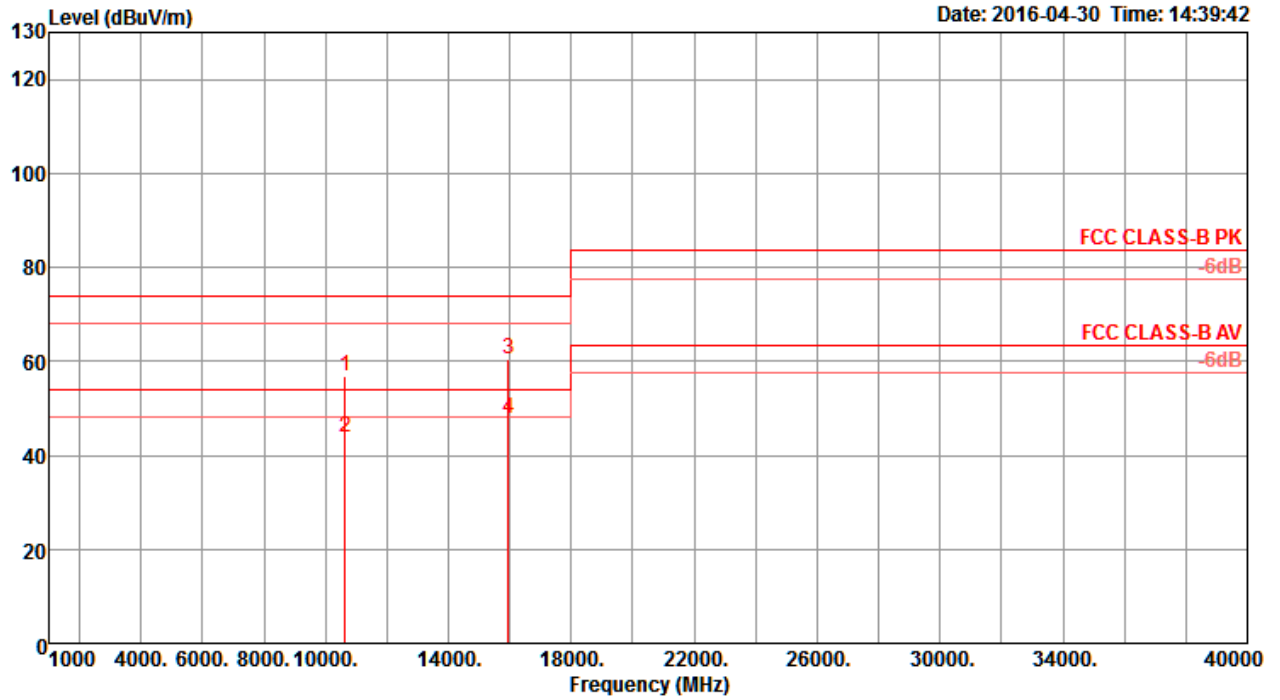
Temperature	22°C	Humidity	56%
Test Engineer	Peter Wu & Gary Chu	Configurations	IEEE 802.11ac MCS0/Nss4 VHT20 CH 64 / Chain 1 + Chain 2 + Chain 3 + Chain 4
Test Mode	Mode 2		

Horizontal



	Freq	Level	Limit	Over	Read	CableAntenna	Preamp	T/Pos	A/Pos	Remark	Pol/Phase
	MHz	dBuV/m	dBuV/m	dB	dBuV	dB	dB/m	dB	deg	cm	
1	10642.56	55.00	74.00	-19.00	41.67	9.73	38.50	34.90	348	202 Peak	HORIZONTAL
2	10645.48	41.48	54.00	-12.52	28.15	9.73	38.50	34.90	348	202 Average	HORIZONTAL
3	15958.00	47.55	54.00	-6.45	32.46	11.33	38.74	34.98	28	284 Average	HORIZONTAL
4	15964.80	60.01	74.00	-13.99	44.92	11.33	38.74	34.98	28	284 Peak	HORIZONTAL

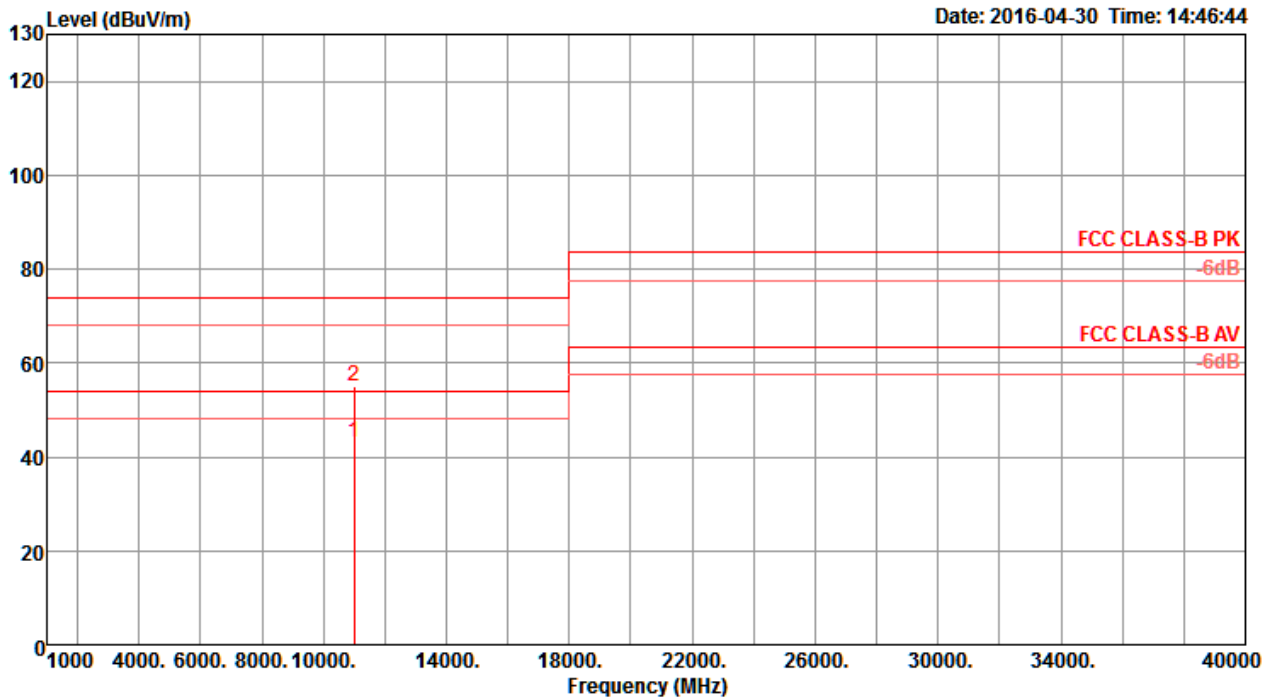
Vertical



	Freq	Level	Limit	Over	Read	CableAntenna	Preamp	T/Pos	A/Pos	Remark	Pol/Phase
	MHz	dBuV/m	dBuV/m	dB	dBuV	dB	dB/m	deg	cm		
1	10637.64	56.94	74.00	-17.06	43.64	9.73	38.50	34.93	40	204 Peak	VERTICAL
2	10641.36	43.99	54.00	-10.01	30.66	9.73	38.50	34.90	40	204 Average	VERTICAL
3	15955.08	60.42	74.00	-13.58	45.33	11.33	38.74	34.98	259	191 Peak	VERTICAL
4	15955.32	47.65	54.00	-6.35	32.56	11.33	38.74	34.98	259	191 Average	VERTICAL

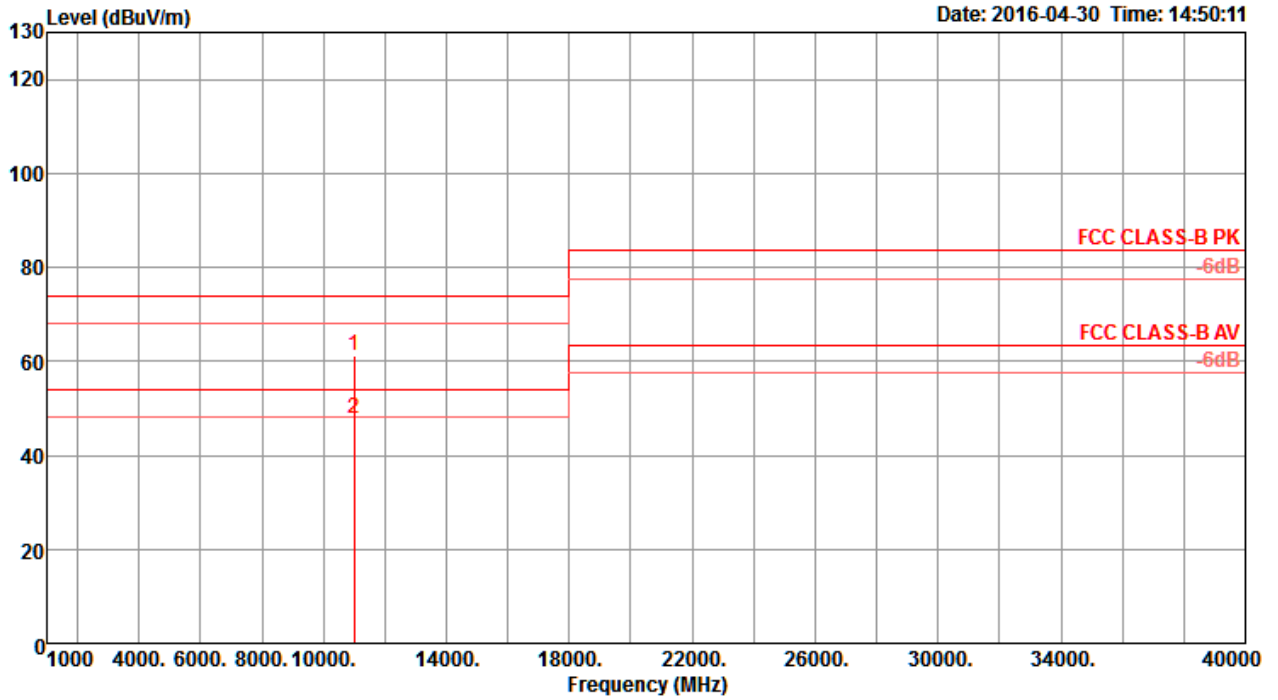
Temperature	22°C	Humidity	56%
Test Engineer	Peter Wu & Gary Chu	Configurations	IEEE 802.11ac MCS0/Nss4 VHT20 CH 100 / Chain 1 + Chain 2 + Chain 3 + Chain 4
Test Mode	Mode 2		

Horizontal



	Freq	Level	Limit	Over	Read	CableAntenna	Preamp	T/Pos	A/Pos	Remark	Pol/Phase	
	MHz	dBuV/m	dBuV/m	dB	dBuV	dB	dB/m	dB	deg	cm		
1	11000.84	43.00	54.00	-11.00	29.48	9.68	38.50	34.66	4	194	Average	HORIZONTAL
2	11002.16	55.16	74.00	-18.84	41.64	9.68	38.50	34.66	4	194	Peak	HORIZONTAL

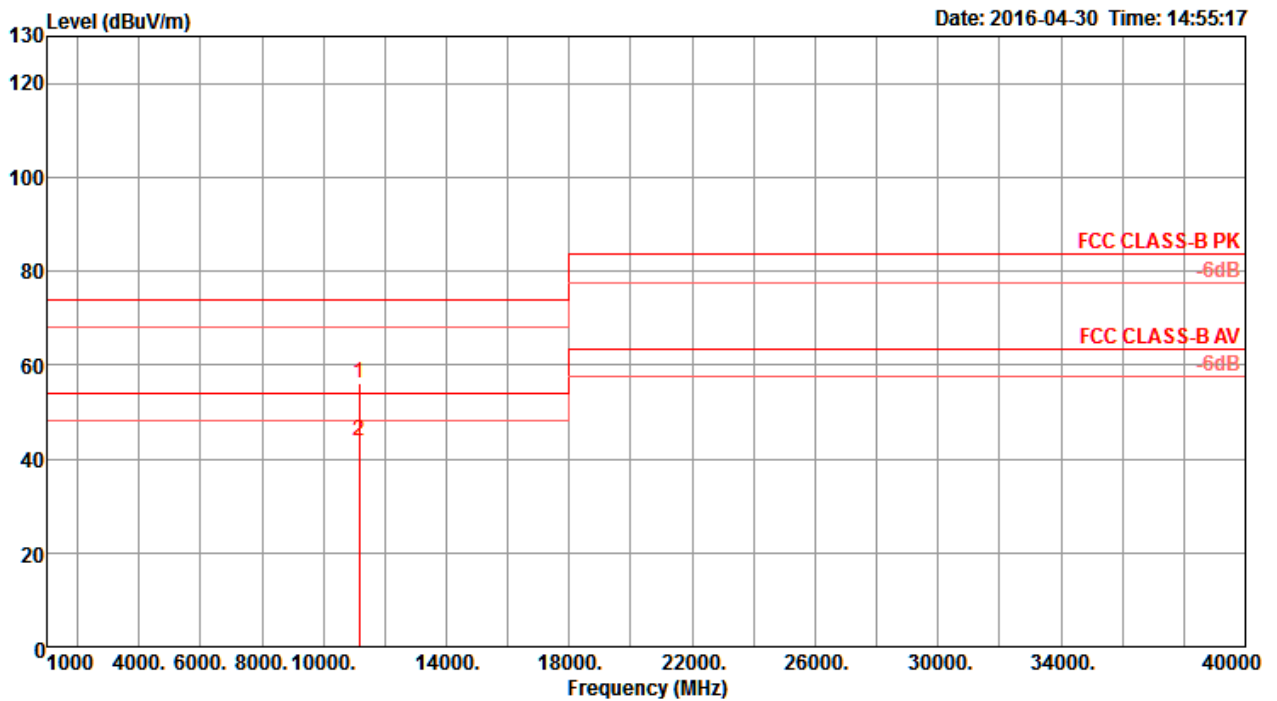
Vertical



	Freq	Level	Limit	Over	Read	Cable	Antenna	Preamp	T/Pos	A/Pos	Remark	Pol/Phase
	MHz	dBuV/m	dBuV/m	dB	dBuV	dB	dB/m	dB	deg	cm		
1	10993.40	61.30	74.00	-12.70	47.77	9.69	38.50	34.66	35	194	Peak	VERTICAL
2	11000.16	47.76	54.00	-6.24	34.24	9.68	38.50	34.66	35	194	Average	VERTICAL

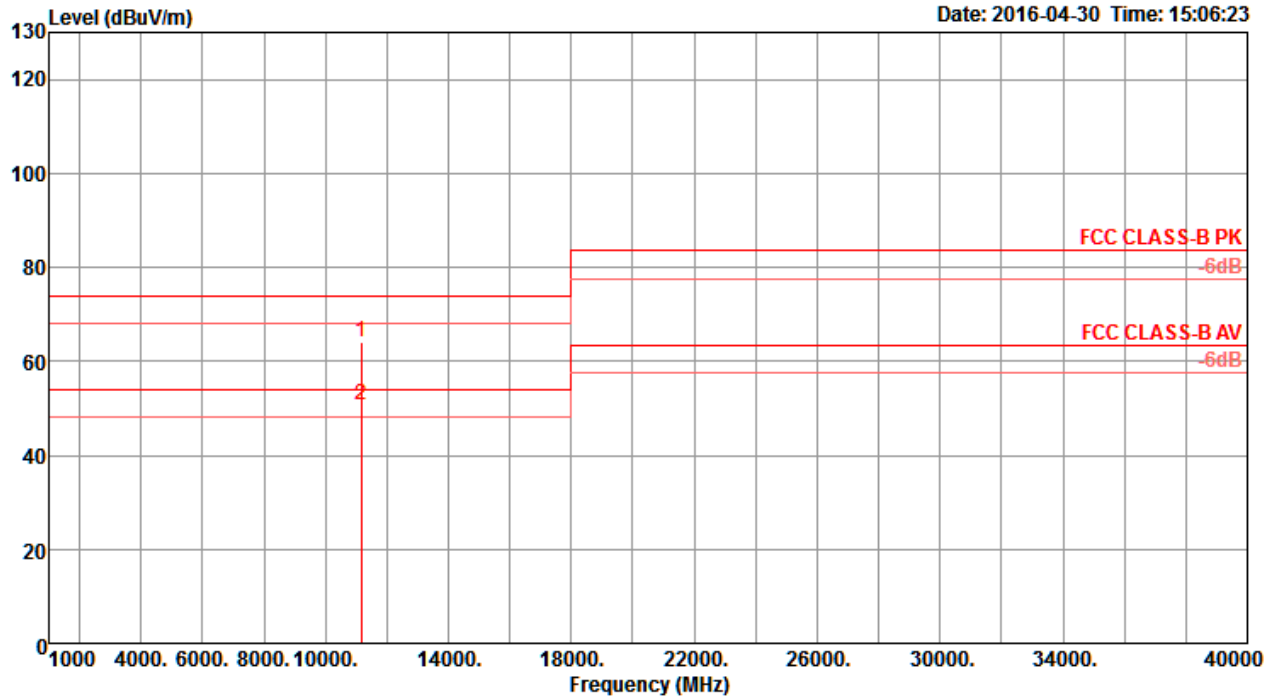
Temperature	22°C	Humidity	56%
Test Engineer	Peter Wu & Gary Chu	Configurations	IEEE 802.11ac MCS0/Nss4 VHT20 CH 116 / Chain 1 + Chain 2 + Chain 3 + Chain 4
Test Mode	Mode 2		

Horizontal



	Freq	Level	Limit Line	Over Limit	Read Level	CableAntenna Loss	Antenna Factor	Preamp Factor	T/Pos	A/Pos	Remark	Pol/Phase
	MHz	dBuV/m	dBuV/m	dB	dBuV	dB	dB/m	dB	deg	cm		
1	11156.36	56.27	74.00	-17.73	42.76	9.66	38.50	34.65	346	188	Peak	HORIZONTAL
2	11160.32	43.87	54.00	-10.13	30.36	9.66	38.50	34.65	346	188	Average	HORIZONTAL

Vertical

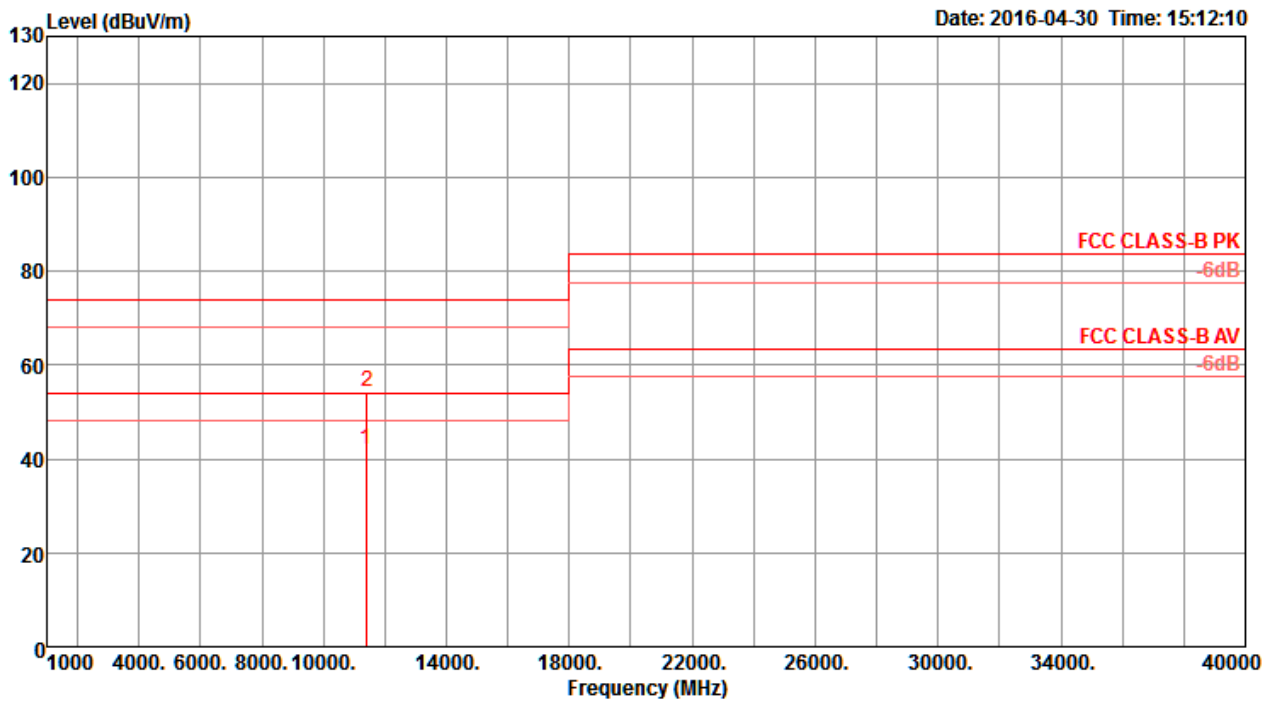


	Freq	Level	Limit	Over	Read	Cable	Antenna	Preamp	T/Pos	A/Pos	Remark	Pol/Phase
	MHz	dBuV/m	dBuV/m	dB	dBuV	dB	dB/m	dB	deg	cm		
1	11156.40	64.10	74.00	-9.90	50.59	9.66	38.50	34.65	71	218	Peak	VERTICAL
2	11159.24	50.61	54.00	-3.39	37.10	9.66	38.50	34.65	71	218	Average	VERTICAL



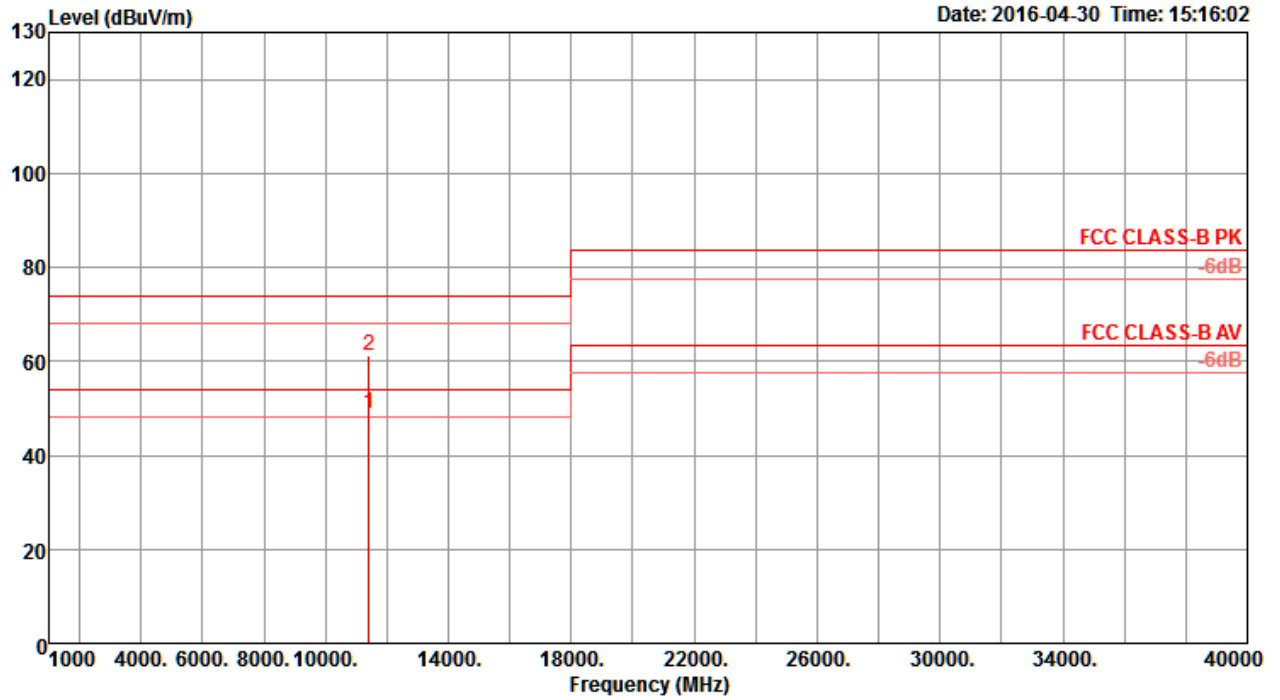
Temperature	22°C	Humidity	56%
Test Engineer	Peter Wu & Gary Chu	Configurations	IEEE 802.11ac MCS0/Nss4 VHT20 CH 140 / Chain 1 + Chain 2 + Chain 3 + Chain 4
Test Mode	Mode 2		

Horizontal



	Freq	Level	Limit	Over	Read	CableAntenna	Preamp	T/Pos	A/Pos	Remark	Pol/Phase
	MHz	dBuV/m	dBuV/m	dB	dBuV	dB	dB/m	dB	deg	cm	
1	11395.72	41.87	54.00	-12.13	28.37	9.63	38.50	34.63	77	201 Average	HORIZONTAL
2	11402.08	54.46	74.00	-19.54	40.96	9.63	38.50	34.63	77	201 Peak	HORIZONTAL

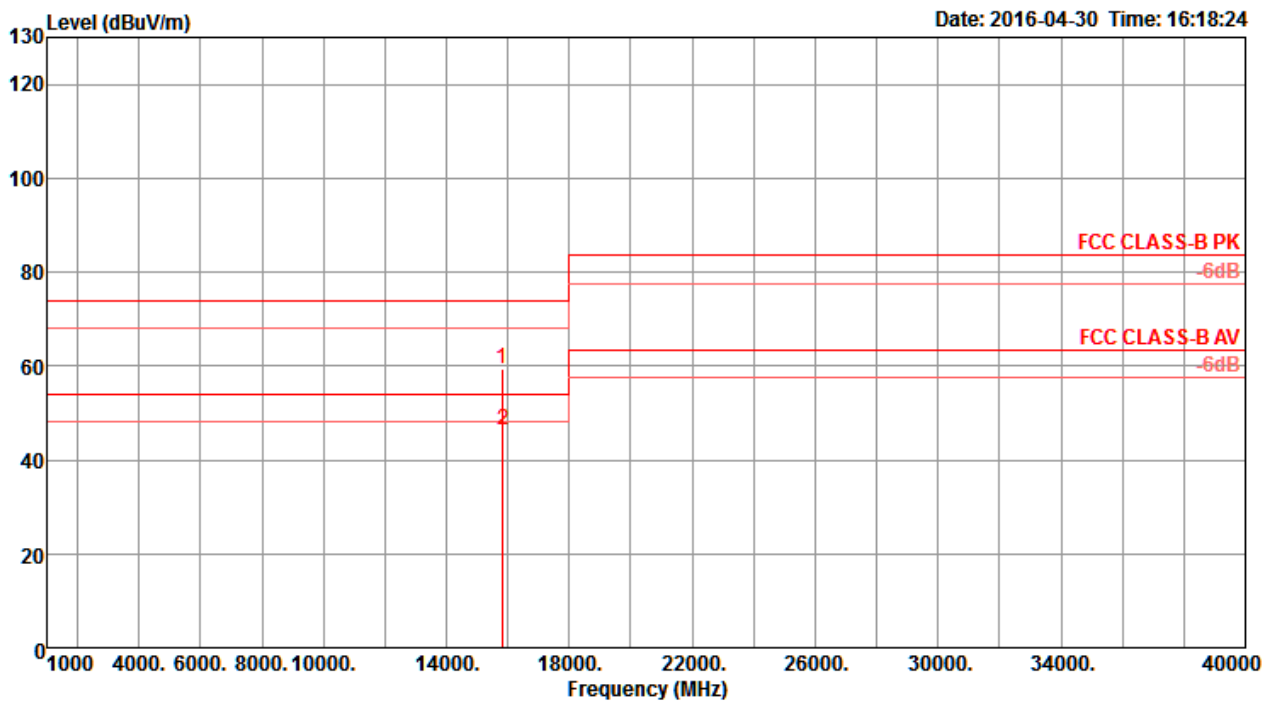
Vertical



	Freq	Level	Limit	Over	Read	CableAntenna	Preamp	T/Pos	A/Pos	Remark	Pol/Phase
	MHz	dBuV/m	dBuV/m	dB	dBuV	dB	dB/m	dB	deg	cm	
1	11402.08	48.96	54.00	-5.04	35.46	9.63	38.50	34.63	64	207 Average	VERTICAL
2	11408.96	61.16	74.00	-12.84	47.66	9.63	38.50	34.63	64	207 Peak	VERTICAL

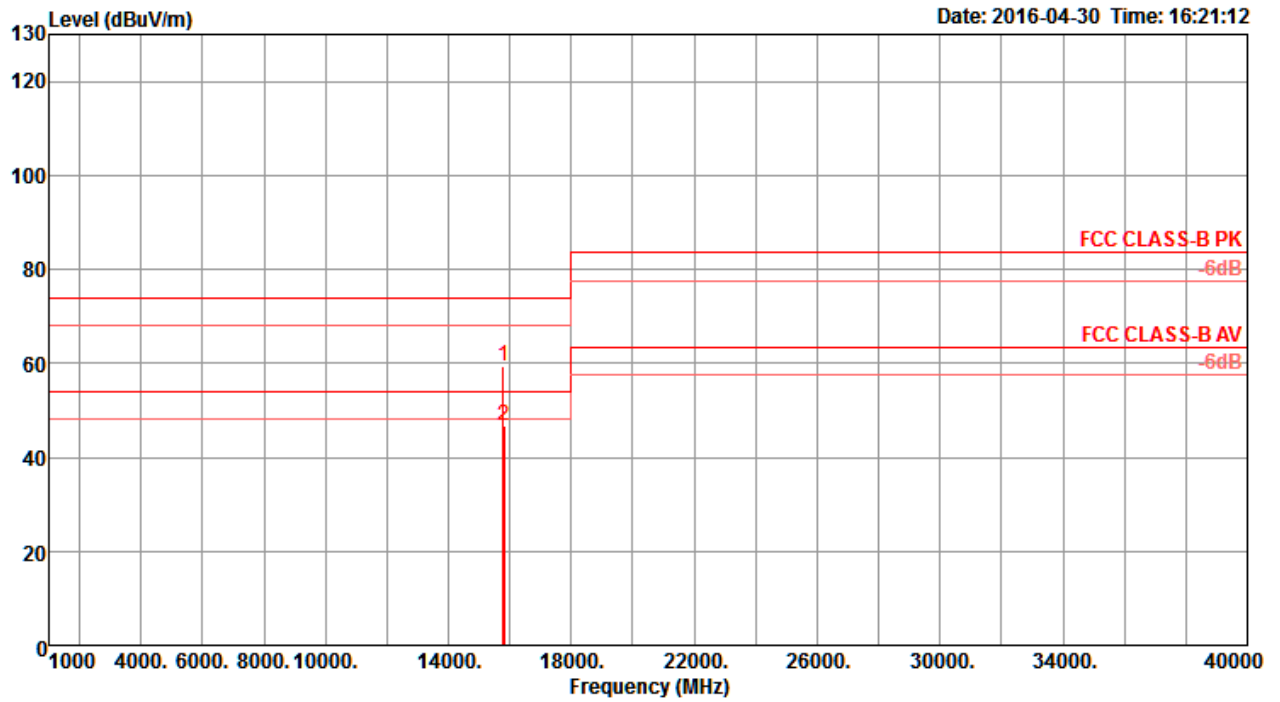
Temperature	22°C	Humidity	56%
Test Engineer	Peter Wu & Gary Chu	Configurations	IEEE 802.11ac MCS0/Nss4 VHT40 CH 54 / Chain 1 + Chain 2 + Chain 3 + Chain 4
Test Mode	Mode 2		

Horizontal



	Freq	Level	Limit	Over	Read	Cable	Antenna	Preamp	T/Pos	A/Pos	Remark	Pol/Phase
	MHz	dBuV/m	dBuV/m	dB	dBuV	dB	dB/m	dB	deg	cm		
1	15818.64	59.34	74.00	-14.66	44.38	11.30	38.55	34.89	342	220	Peak	HORIZONTAL
2	15826.24	46.43	54.00	-7.57	31.47	11.30	38.55	34.89	342	220	Average	HORIZONTAL

Vertical

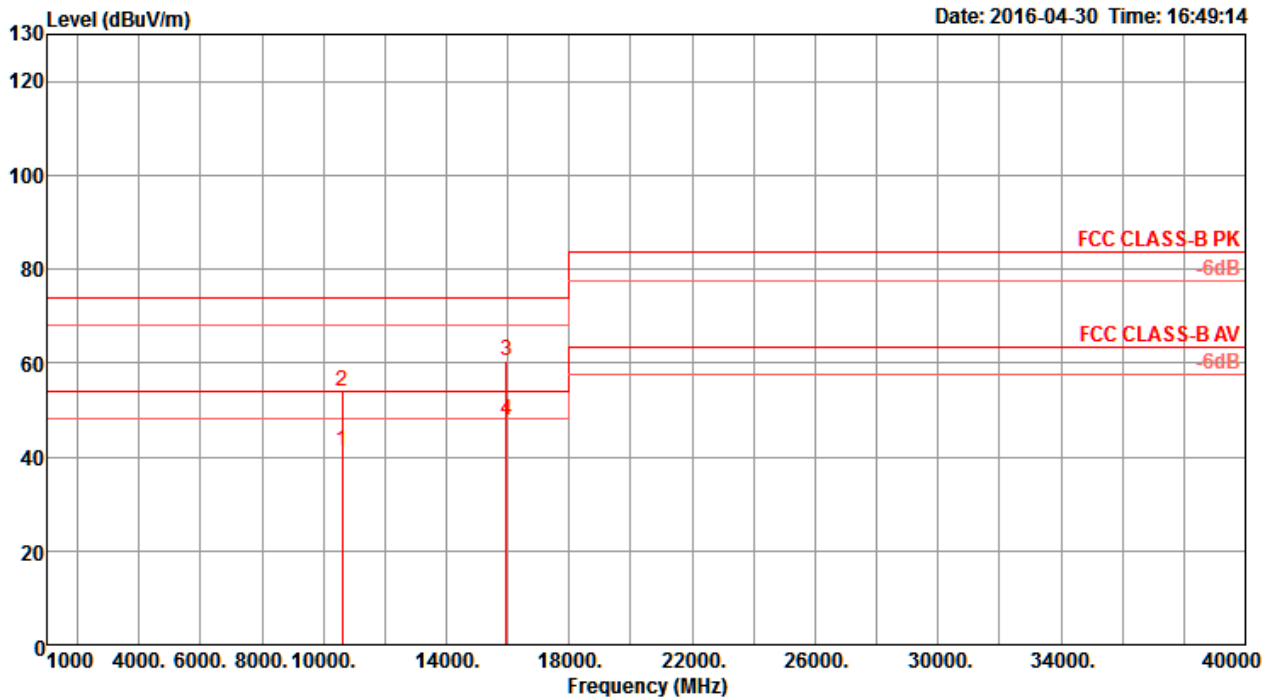


	Freq	Level	Limit	Over	Read	Cable	Antenna	Preamp	T/Pos	A/Pos	Remark	Pol/Phase
	MHz	dBuV/m	dBuV/m	dB	dBuV	dB	dB/m	dB	deg	cm		
1	15796.32	59.29	74.00	-14.71	44.29	11.30	38.55	34.85	28	296	Peak	VERTICAL
2	15823.68	46.78	54.00	-7.22	31.82	11.30	38.55	34.89	28	296	Average	VERTICAL



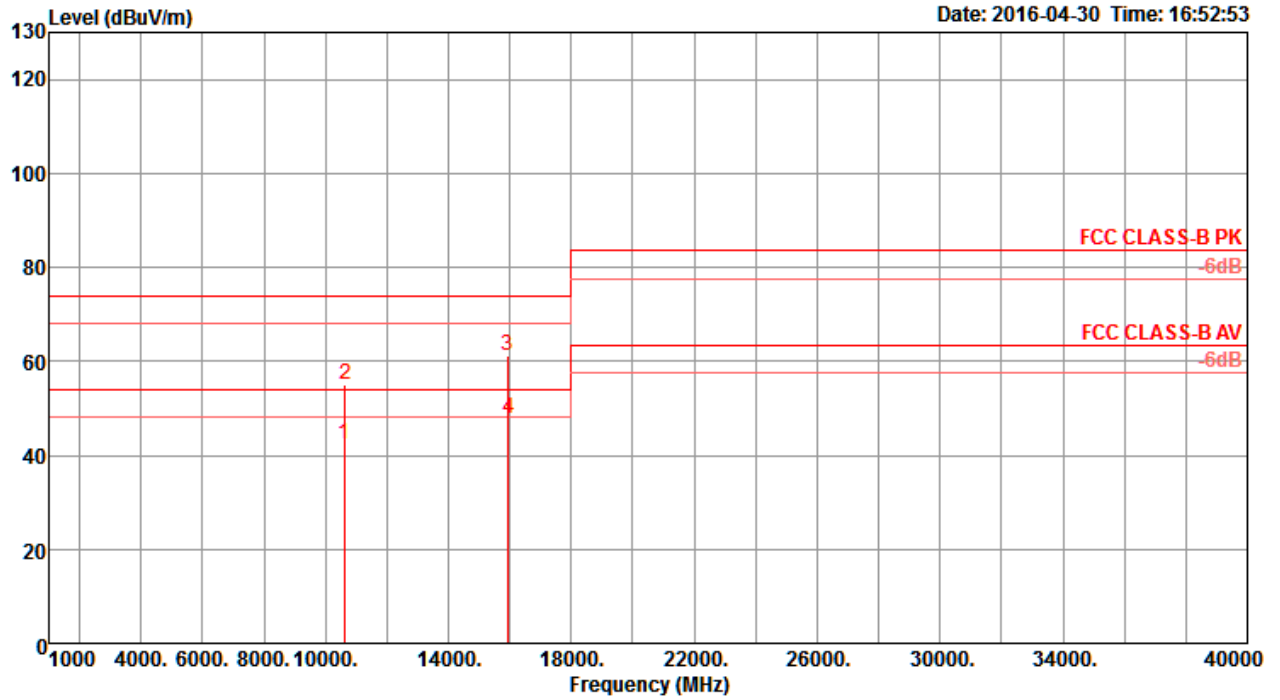
Temperature	22°C	Humidity	56%
Test Engineer	Peter Wu & Gary Chu	Configurations	IEEE 802.11ac MCS0/Nss4 VHT40 CH 62 / Chain 1 + Chain 2 + Chain 3 + Chain 4
Test Mode	Mode 2		

Horizontal



	Freq	Level	Limit Line	Over Limit	Read Level	Cable Loss	Antenna Factor	Preamp Factor	T/Pos	A/Pos	Remark	Pol/Phase
	MHz	dBuV/m	dBuV/m	dB	dBuV	dB	dB/m	dB	deg	cm		
1	10600.16	41.41	54.00	-12.59	28.12	9.74	38.50	34.95	349	167	Average	HORIZONTAL
2	10619.44	53.94	74.00	-20.06	40.63	9.74	38.50	34.93	349	167	Peak	HORIZONTAL
3	15941.04	60.44	74.00	-13.56	45.35	11.33	38.74	34.98	146	150	Peak	HORIZONTAL
4	15943.60	47.66	54.00	-6.34	32.57	11.33	38.74	34.98	146	150	Average	HORIZONTAL

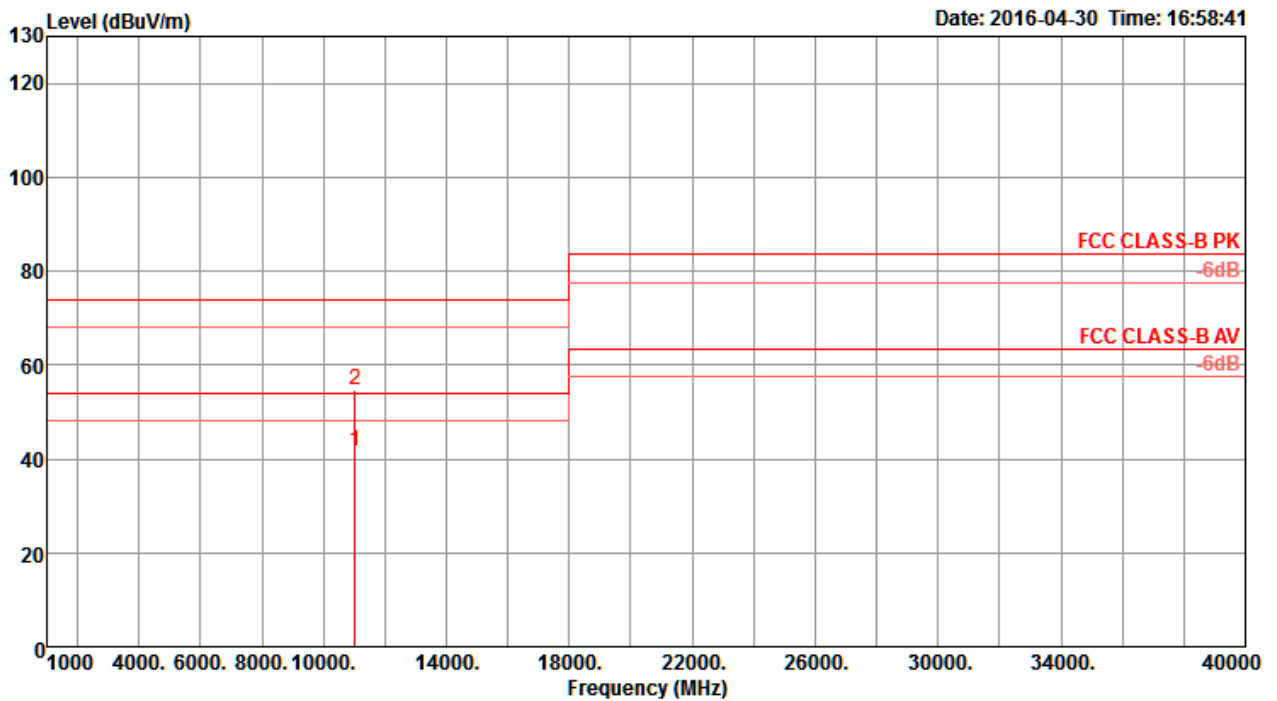
Vertical



	Freq	Level	Limit	Over	Read	CableAntenna	Preamp	T/Pos	A/Pos	Remark	Pol/Phase
	MHz	dBuV/m	dBuV/m	dB	dBuV	dB	dB/m	deg	cm		
1	10621.44	42.34	54.00	-11.66	29.03	9.74	38.50	34.93	42	189 Average	VERTICAL
2	10634.72	55.22	74.00	-18.78	41.92	9.73	38.50	34.93	42	189 Peak	VERTICAL
3	15933.76	61.24	74.00	-12.76	46.15	11.33	38.74	34.98	341	164 Peak	VERTICAL
4	15945.68	47.71	54.00	-6.29	32.62	11.33	38.74	34.98	341	164 Average	VERTICAL

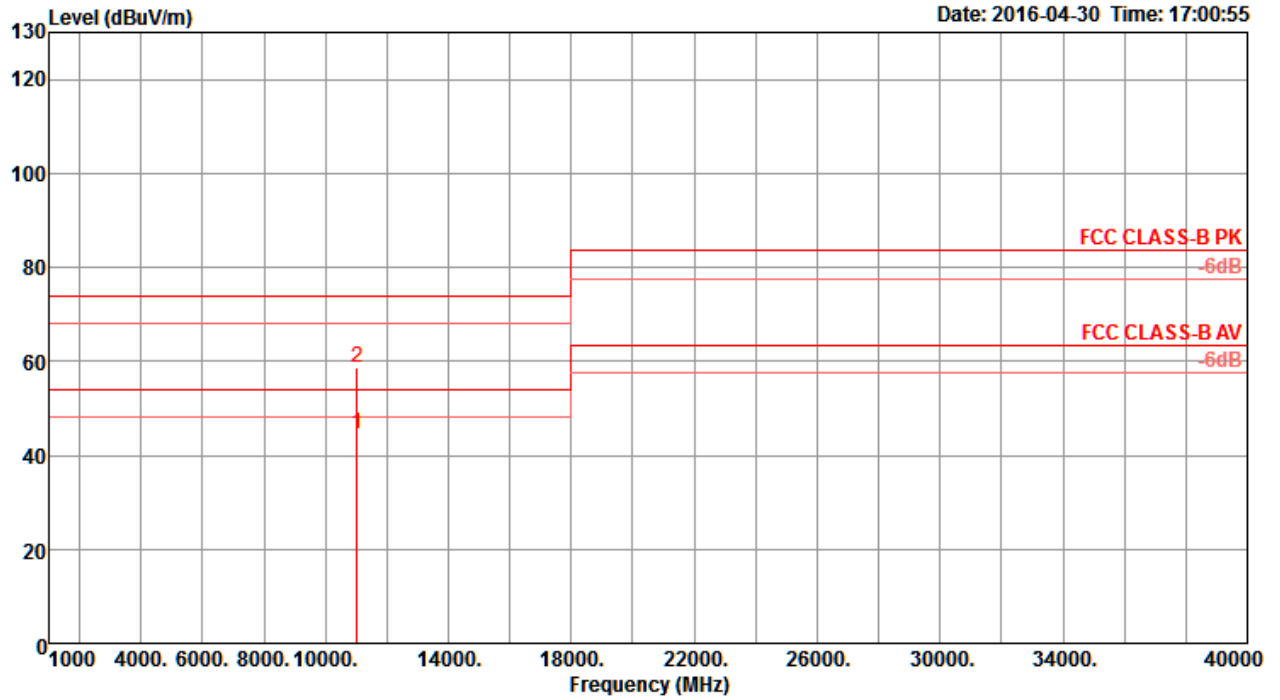
Temperature	22°C	Humidity	56%
Test Engineer	Peter Wu & Gary Chu	Configurations	IEEE 802.11ac MCS0/Nss4 VHT40 CH 102 / Chain 1 + Chain 2 + Chain 3 + Chain 4
Test Mode	Mode 2		

Horizontal



	Freq	Level	Limit	Over	Read	CableAntenna	Preamp	T/Pos	A/Pos	Remark	Pol/Phase
	MHz	dBuV/m	dBuV/m	dB	dBuV	dB	dB/m	dB	deg	cm	
1	11020.40	41.63	54.00	-12.37	28.11	9.68	38.50	34.66	355	178 Average	HORIZONTAL
2	11039.76	54.58	74.00	-19.42	41.06	9.68	38.50	34.66	355	178 Peak	HORIZONTAL

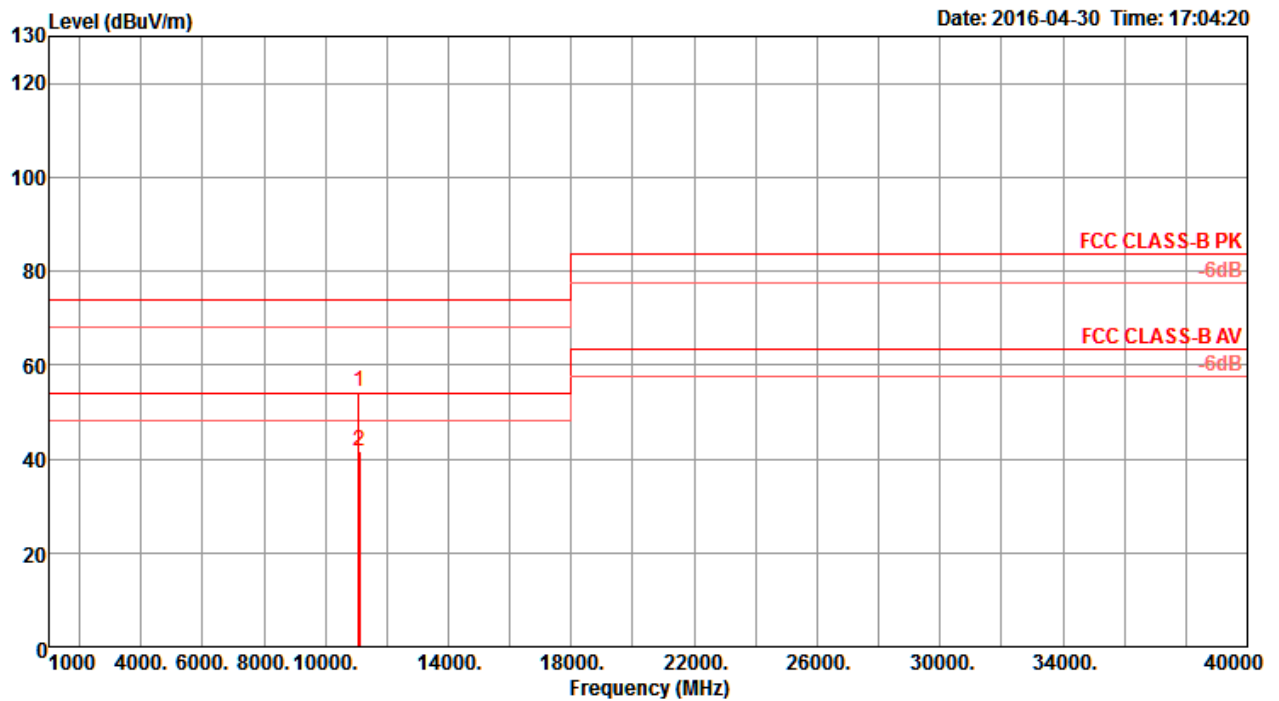
Vertical



	Freq	Level	Limit	Over	Read	Cable	Antenna	Preamp	T/Pos	A/Pos	Remark	Pol/Phase
	MHz	dBuV/m	dBuV/m	dB	dBuV	dB	dB/m	dB	deg	cm		
1	11019.52	44.70	54.00	-9.30	31.18	9.68	38.50	34.66	35	203	Average	VERTICAL
2	11027.20	58.68	74.00	-15.32	45.16	9.68	38.50	34.66	35	203	Peak	VERTICAL

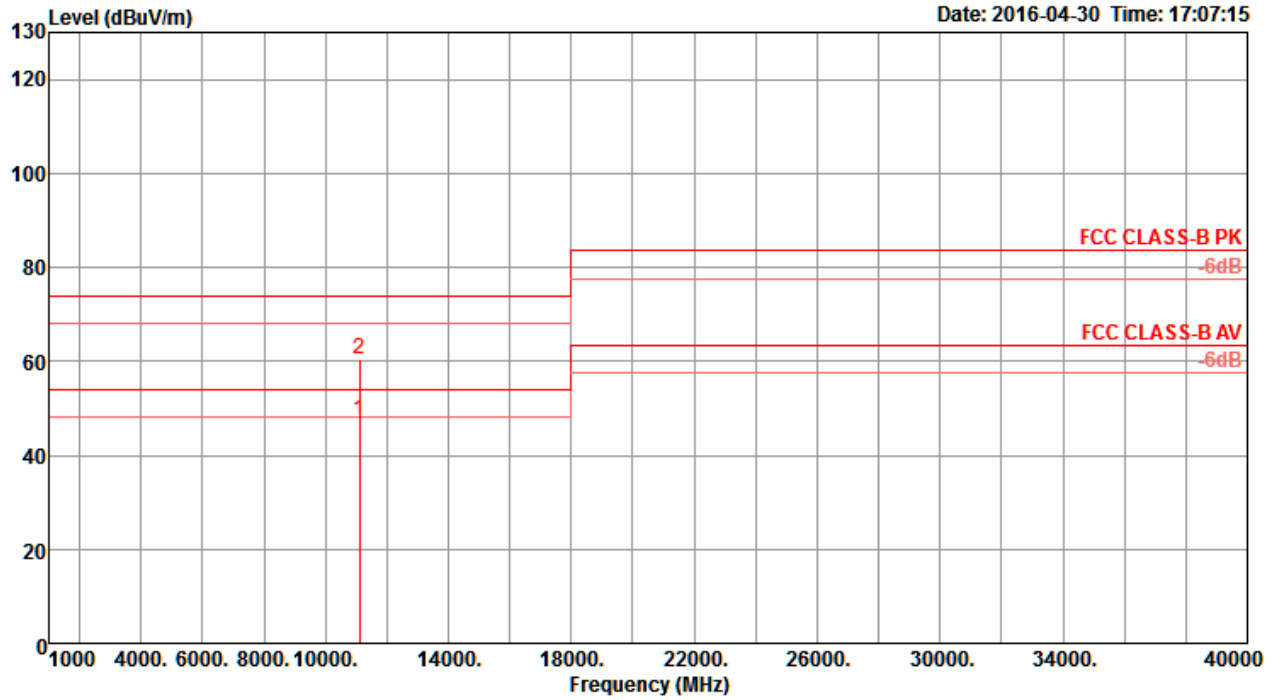
Temperature	22°C	Humidity	56%
Test Engineer	Peter Wu & Gary Chu	Configurations	IEEE 802.11ac MCS0/Nss4 VHT40 CH 110 / Chain 1 + Chain 2 + Chain 3 + Chain 4
Test Mode	Mode 2		

Horizontal



	Freq	Level	Limit	Over	Read	CableAntenna	Preamp	T/Pos	A/Pos	Remark	Pol/Phase	
	MHz	dBuV/m	dBuV/m	dB	dBuV	dB	dB/m	dB	deg	cm		
1	11092.32	54.23	74.00	-19.77	40.71	9.67	38.50	34.65	301	242	Peak	HORIZONTAL
2	11097.84	41.63	54.00	-12.37	28.11	9.67	38.50	34.65	301	242	Average	HORIZONTAL

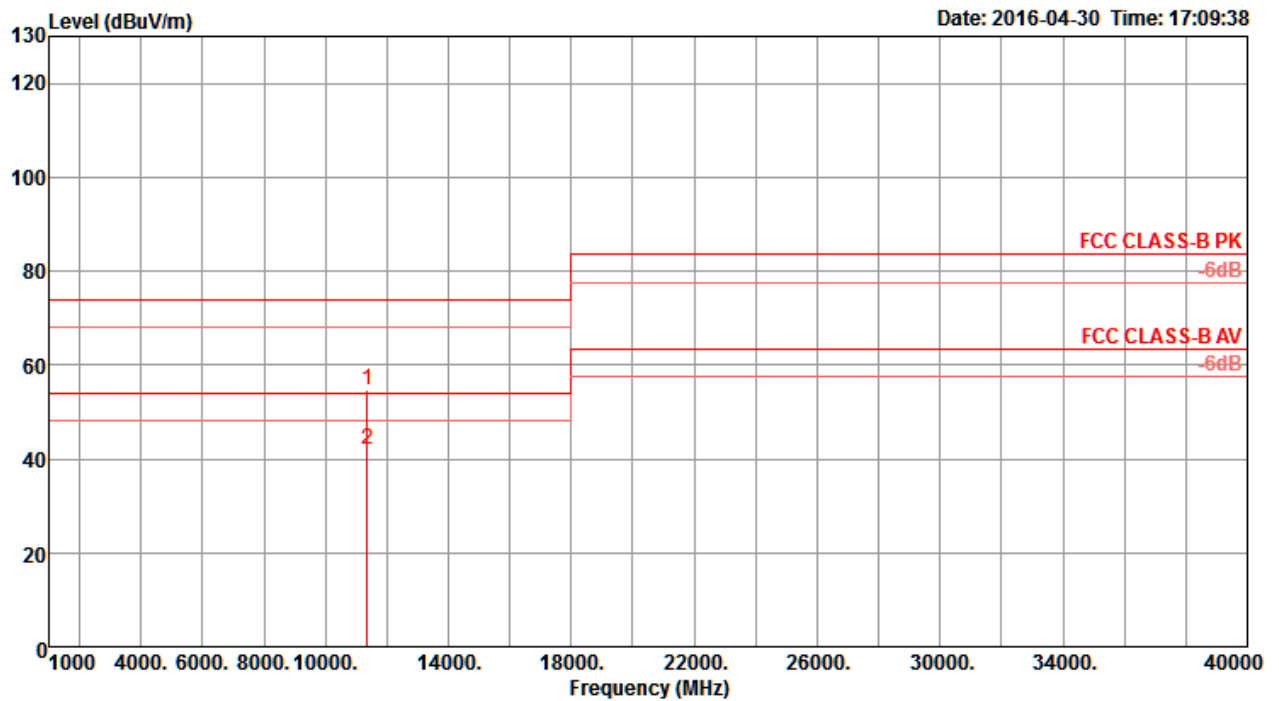
Vertical



	Freq	Level	Limit	Over	Read	Cable	Antenna	Preamp	T/Pos	A/Pos	Remark	Pol/Phase
	MHz	dBuV/m	dBuV/m	dB	dBuV	dB	dB/m	dB	deg	cm		
1	11098.56	47.45	54.00	-6.55	33.93	9.67	38.50	34.65	68	217	Average	VERTICAL
2	11100.48	60.61	74.00	-13.39	47.09	9.67	38.50	34.65	68	217	Peak	VERTICAL

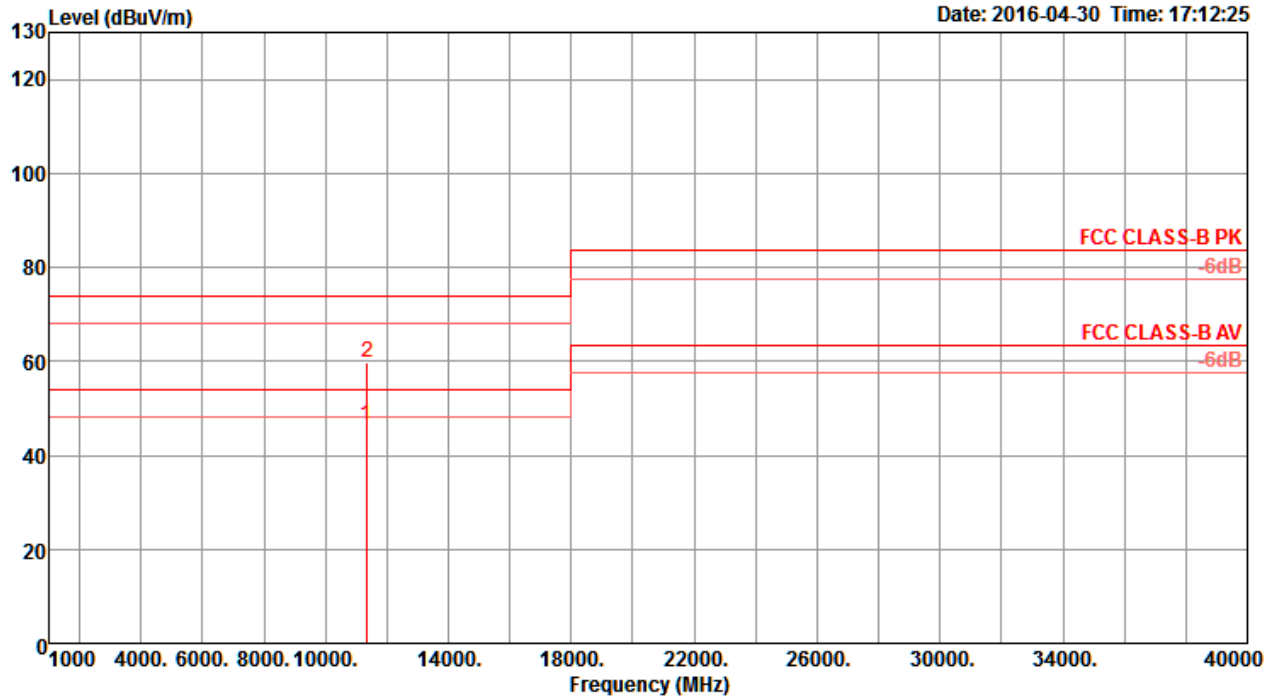
Temperature	22°C	Humidity	56%
Test Engineer	Peter Wu & Gary Chu	Configurations	IEEE 802.11ac MCS0/Nss4 VHT40 CH 134 / Chain 1 + Chain 2 + Chain 3 + Chain 4
Test Mode	Mode 2		

Horizontal



	Freq	Level	Limit	Over	Read	CableAntenna	Preamp	T/Pos	A/Pos	Remark	Pol/Phase	
	MHz	dBuV/m	dBuV/m	dB	dBuV	dB	dB/m	dB	deg	cm		
1	11349.68	54.54	74.00	-19.46	41.03	9.64	38.50	34.63	338	191	Peak	HORIZONTAL
2	11353.12	42.05	54.00	-11.95	28.55	9.63	38.50	34.63	338	191	Average	HORIZONTAL

Vertical

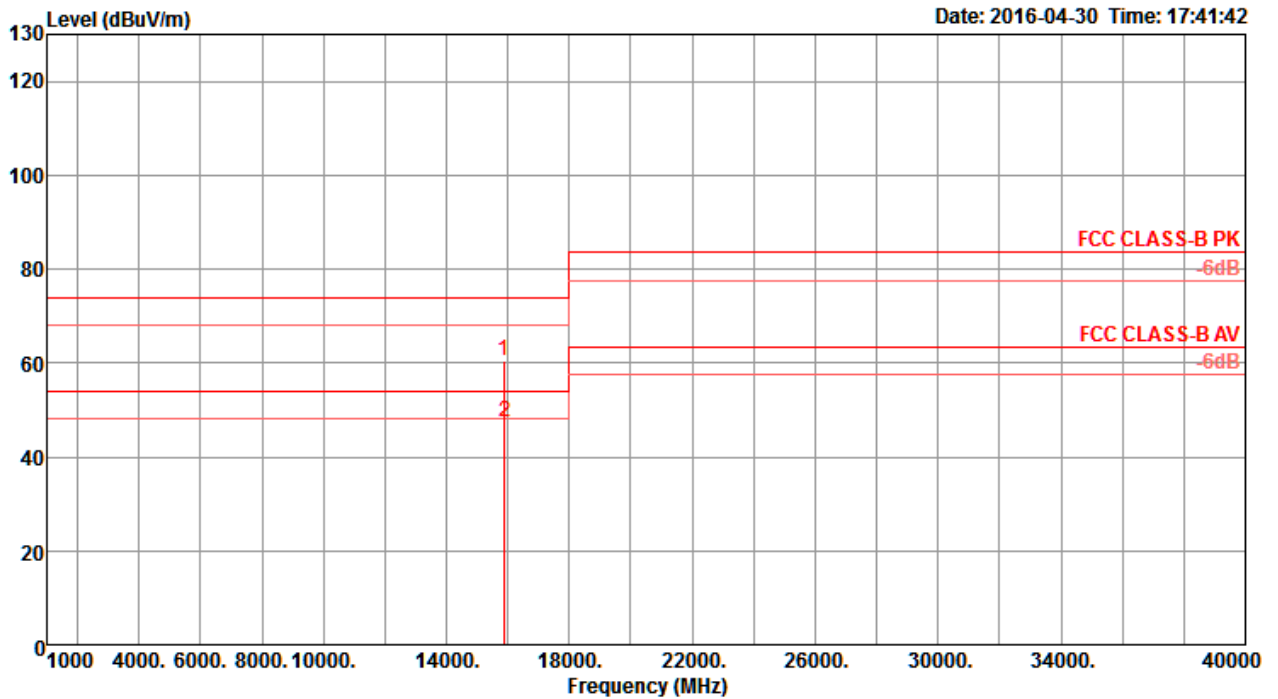


	Freq	Level	Limit	Over	Read	CableAntenna	Preamp	T/Pos	A/Pos	Remark	Pol/Phase
	MHz	dBuV/m	dBuV/m	dB	dBuV	dB	dB/m	dB	deg	cm	
1	11341.60	46.52	54.00	-7.48	33.01	9.64	38.50	34.63	63	213 Average	VERTICAL
2	11351.20	59.77	74.00	-14.23	46.26	9.64	38.50	34.63	63	213 Peak	VERTICAL



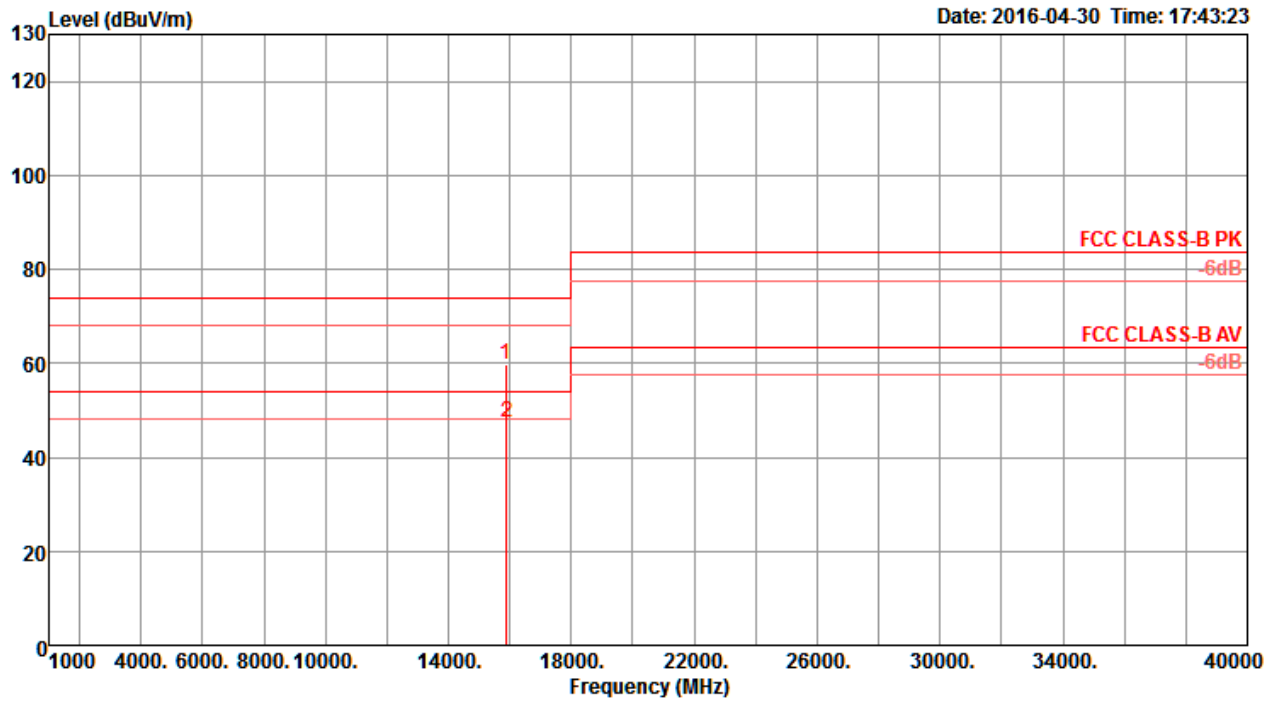
Temperature	22°C	Humidity	56%
Test Engineer	Peter Wu & Gary Chu	Configurations	IEEE 802.11ac MCS0/Nss4 VHT80 CH 58 / Chain 1 + Chain 2 + Chain 3 + Chain 4
Test Mode	Mode 2		

Horizontal



	Freq	Level	Limit Line	Over Limit	Read Level	CableAntenna Loss	Preamp Factor	T/Pos	A/Pos	Remark	Pol/Phase
	MHz	dBuV/m	dBuV/m	dB	dBuV	dB	dB/m	dB	deg	cm	
1	15879.30	60.34	74.00	-13.66	45.29	11.32	38.67	34.94	82	217 Peak	HORIZONTAL
2	15892.00	47.46	54.00	-6.54	32.41	11.32	38.67	34.94	82	217 Average	HORIZONTAL

Vertical

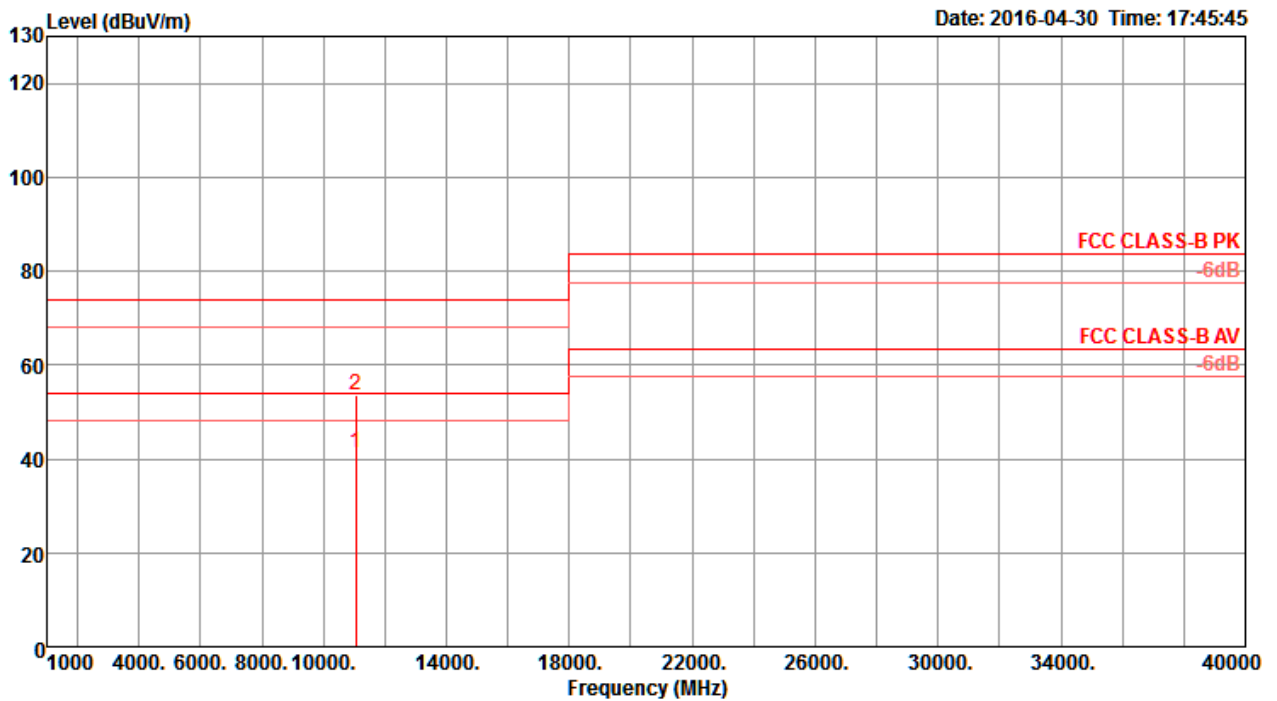


	Freq	Level	Limit	Over	Read	Cable	Antenna	Preamp	T/Pos	A/Pos	Remark	Pol/Phase
	MHz	dBuV/m	dBuV/m	dB	dBuV	dB	dB/m	dB	deg	cm		
1	15862.90	59.88	74.00	-14.12	44.85	11.31	38.61	34.89	355	222	Peak	VERTICAL
2	15886.90	47.53	54.00	-6.47	32.48	11.32	38.67	34.94	355	222	Average	VERTICAL



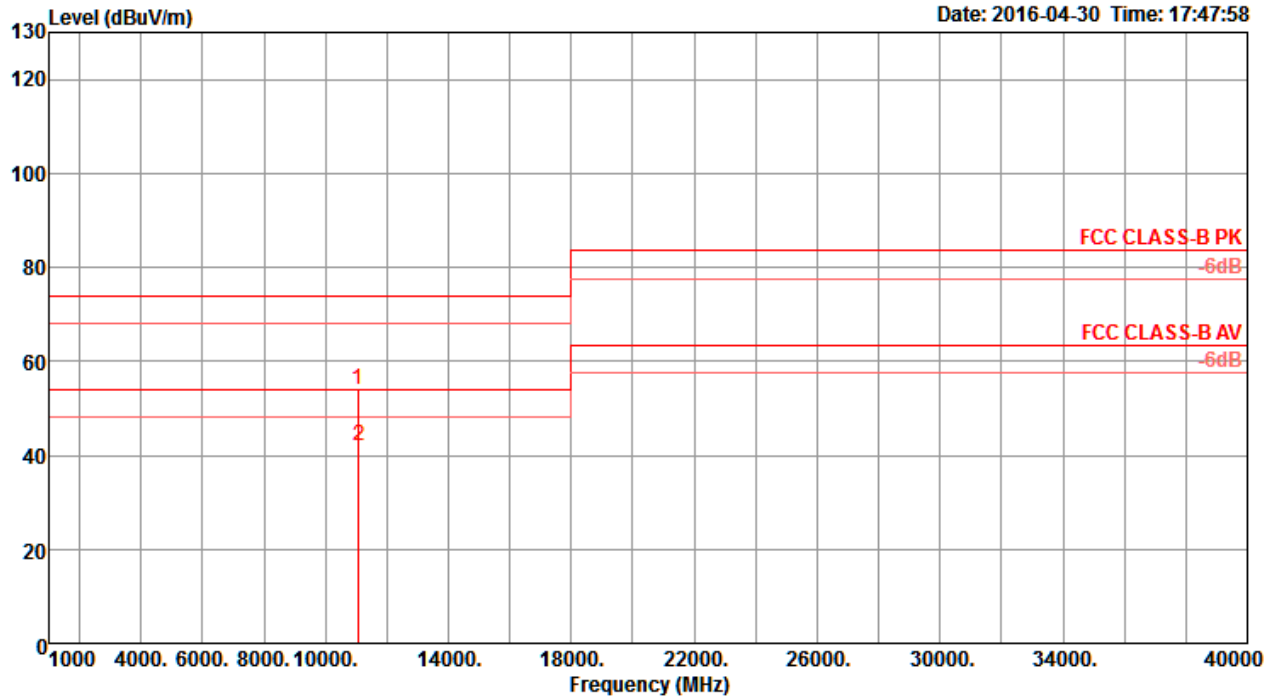
Temperature	22°C	Humidity	56%
Test Engineer	Peter Wu & Gary Chu	Configurations	IEEE 802.11ac MCS0/Nss4 VHT80 CH 106 / Chain 1 + Chain 2 + Chain 3 + Chain 4
Test Mode	Mode 2		

Horizontal



	Freq	Level	Limit Line	Over Limit	Read Level	CableAntenna Loss	Antenna Factor	Preamp Factor	T/Pos	A/Pos	Remark	Pol/Phase
	MHz	dBuV/m	dBuV/m	dB	dBuV	dB	dB/m	dB	deg	cm		
1	11043.20	41.35	54.00	-12.65	27.83	9.68	38.50	34.66	44	232	Average	HORIZONTAL
2	11049.40	53.75	74.00	-20.25	40.23	9.68	38.50	34.66	44	232	Peak	HORIZONTAL

Vertical

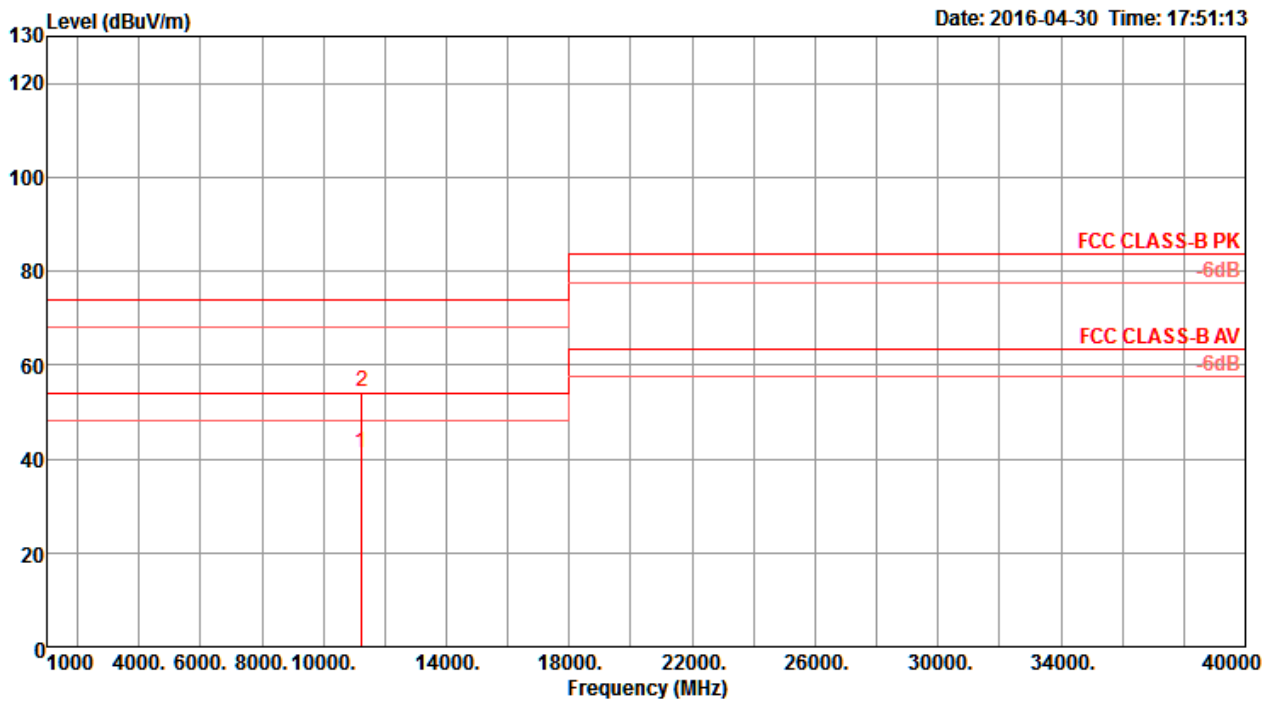


	Freq	Level	Limit	Over	Read	Cable	Antenna	Preamp	T/Pos	A/Pos	Remark	Pol/Phase
	MHz	dBuV/m	dBuV/m	dB	dBuV	dB	dB/m	dB	deg	cm		
1	11050.60	54.13	74.00	-19.87	40.61	9.68	38.50	34.66	312	213	Peak	VERTICAL
2	11069.00	41.92	54.00	-12.08	28.40	9.67	38.50	34.65	312	213	Average	VERTICAL



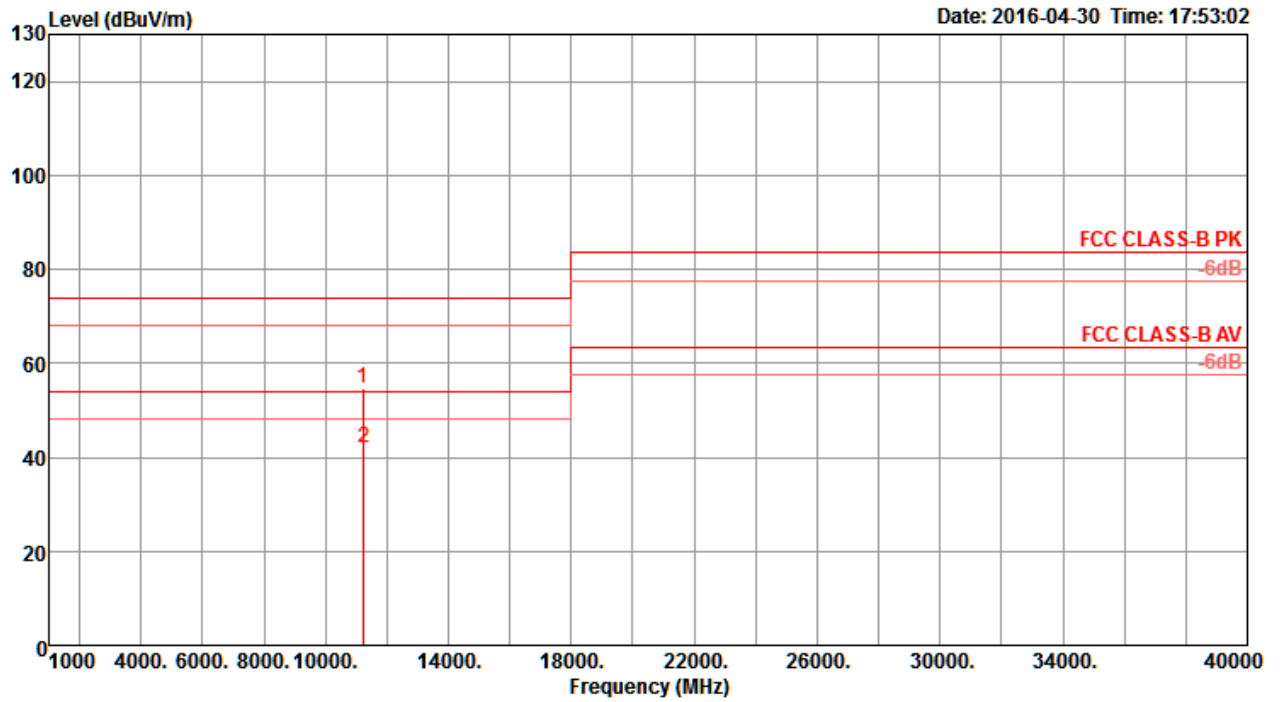
Temperature	22°C	Humidity	56%
Test Engineer	Peter Wu & Gary Chu	Configurations	IEEE 802.11ac MCS0/Nss4 VHT80 CH 122 / Chain 1 + Chain 2 + Chain 3 + Chain 4
Test Mode	Mode 2		

Horizontal



	Freq	Level	Limit Line	Over Limit	Read Level	CableAntenna Loss	Preamp Factor	T/Pos	A/Pos	Remark	Pol/Phase
	MHz	dBuV/m	dBuV/m	dB	dBuV	dB	dB/m	dB	deg	cm	
1	11223.10	41.40	54.00	-12.60	27.89	9.65	38.50	34.64	83	254 Average	HORIZONTAL
2	11235.80	54.31	74.00	-19.69	40.80	9.65	38.50	34.64	83	254 Peak	HORIZONTAL

Vertical

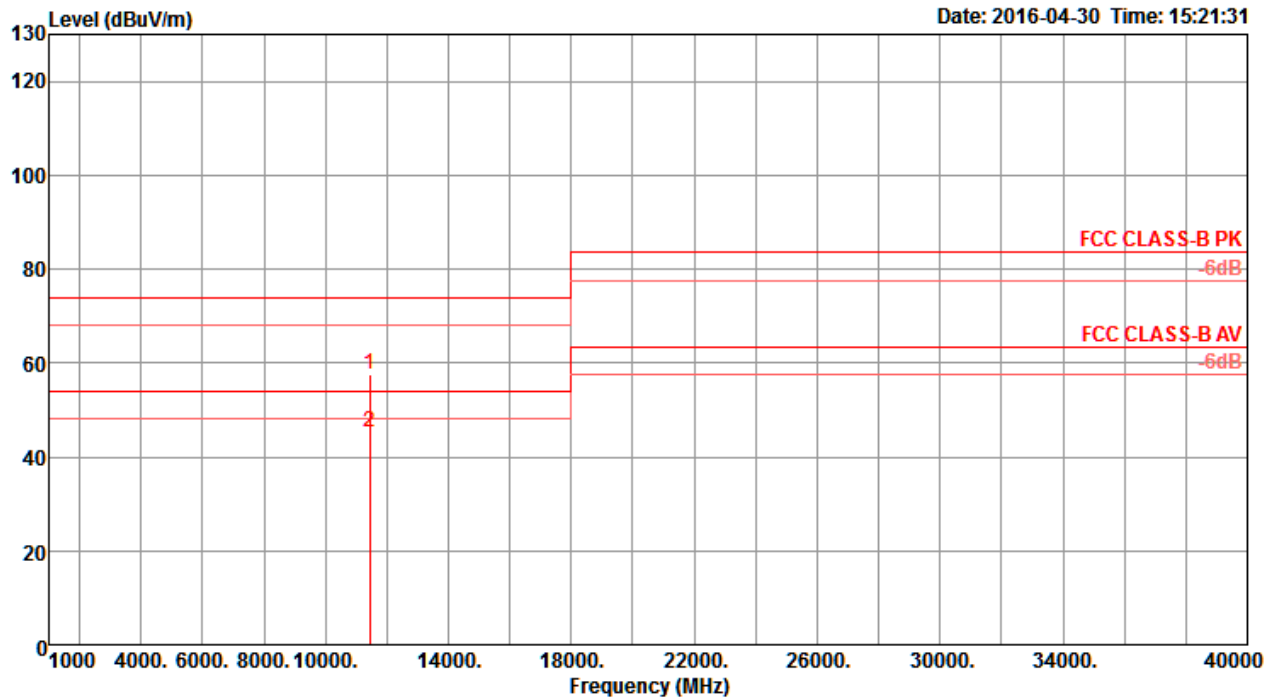


	Freq	Level	Limit	Over	Read	Cable	Antenna	Preamp	T/Pos	A/Pos	Remark	Pol/Phase
	MHz	dBuV/m	dBuV/m	dB	dBuV	dB	dB/m	dB	deg	cm		
1	11218.20	54.67	74.00	-19.33	41.15	9.66	38.50	34.64	263	189	Peak	VERTICAL
2	11240.90	41.86	54.00	-12.14	28.35	9.65	38.50	34.64	263	189	Average	VERTICAL

Straddle Channel

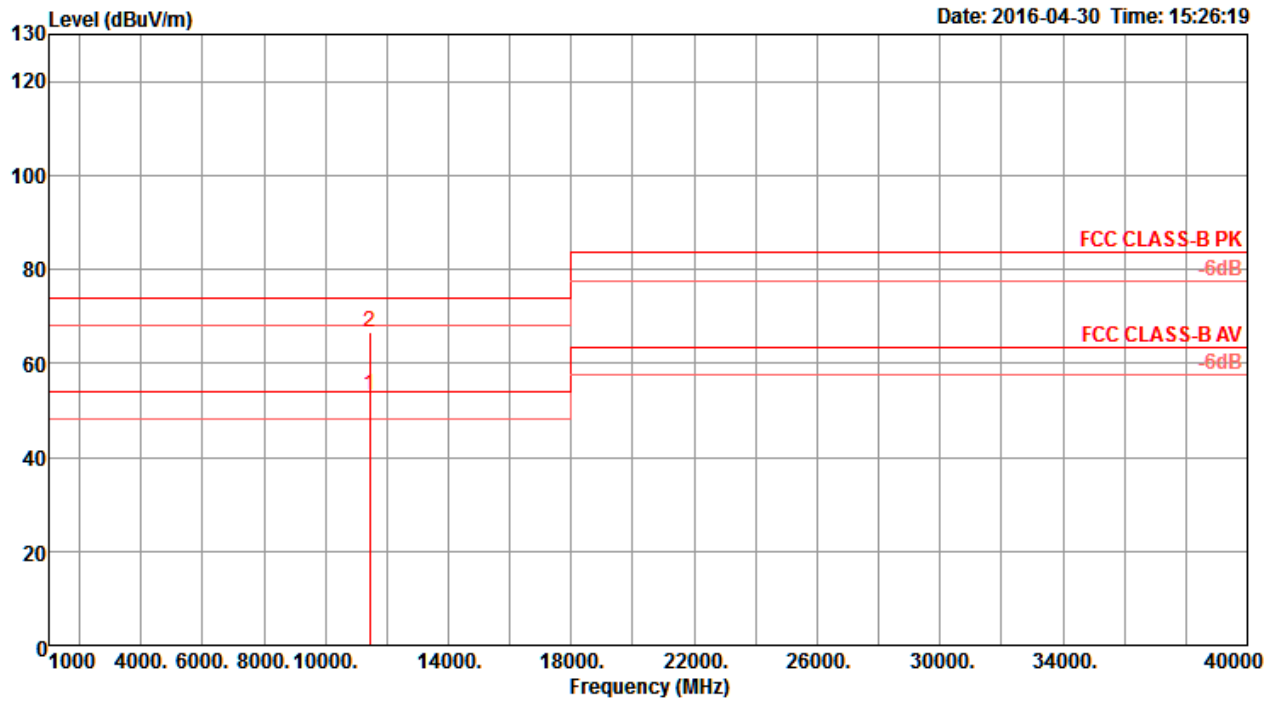
Temperature	22°C	Humidity	56%
Test Engineer	Peter Wu & Gary Chu	Configurations	IEEE 802.11ac MCS0/Nss4 VHT20 CH 144 / Chain 1 + Chain 2 + Chain 3 + Chain 4
Test Mode	Mode 2		

Horizontal



	Freq	Level	Limit	Over	Read	CableAntenna	Preamp	T/Pos	A/Pos	Remark	Pol/Phase	
	MHz	dBuV/m	dBuV/m	dB	dBuV	dB	dB/m	dB	deg	cm		
1	11440.00	57.55	74.00	-16.45	44.04	9.63	38.50	34.62	316	202	Peak	HORIZONTAL
2	11440.08	45.12	54.00	-8.88	31.61	9.63	38.50	34.62	316	202	Average	HORIZONTAL

Vertical

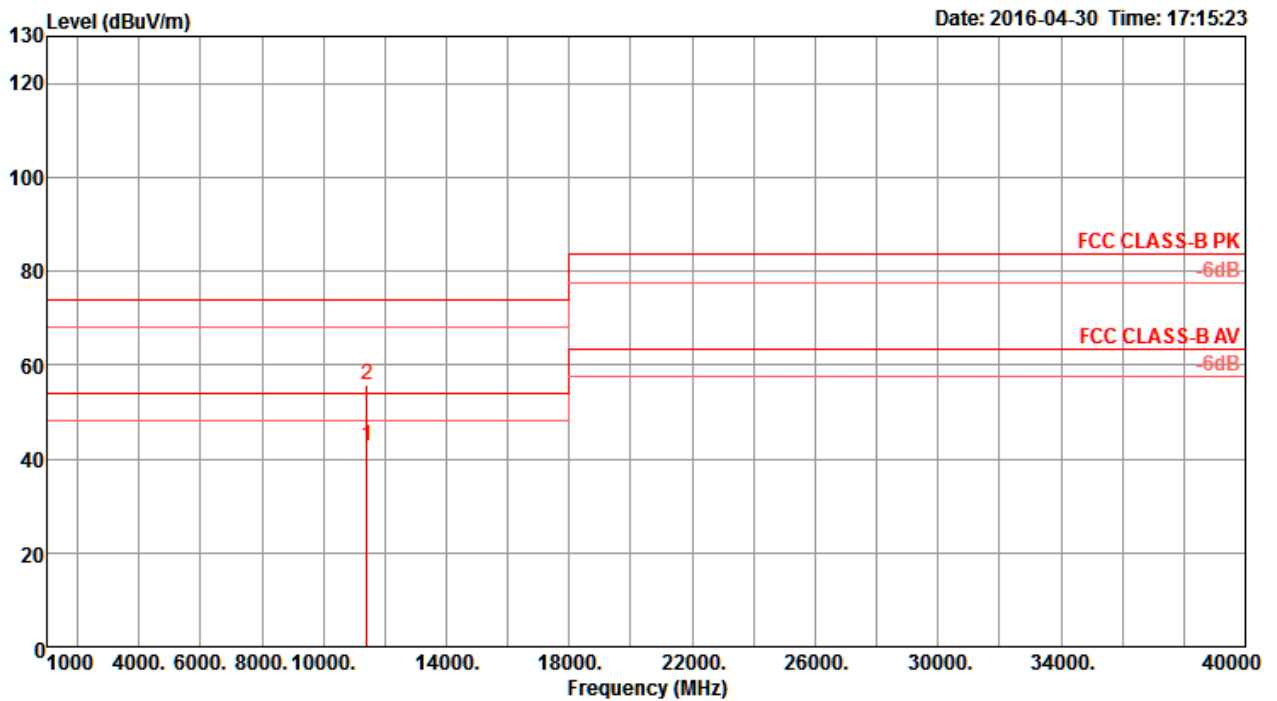


	Freq	Level	Limit	Over	Read	CableAntenna	Preamp	T/Pos	A/Pos	Remark	Pol/Phase
	MHz	dBuV/m	dBuV/m	dB	dBuV	dB	dB/m	dB	deg	cm	
1	11440.00	53.32	54.00	-0.68	39.81	9.63	38.50	34.62	64	211 Average	VERTICAL
2	11448.88	66.51	74.00	-7.49	53.00	9.63	38.50	34.62	64	211 Peak	VERTICAL



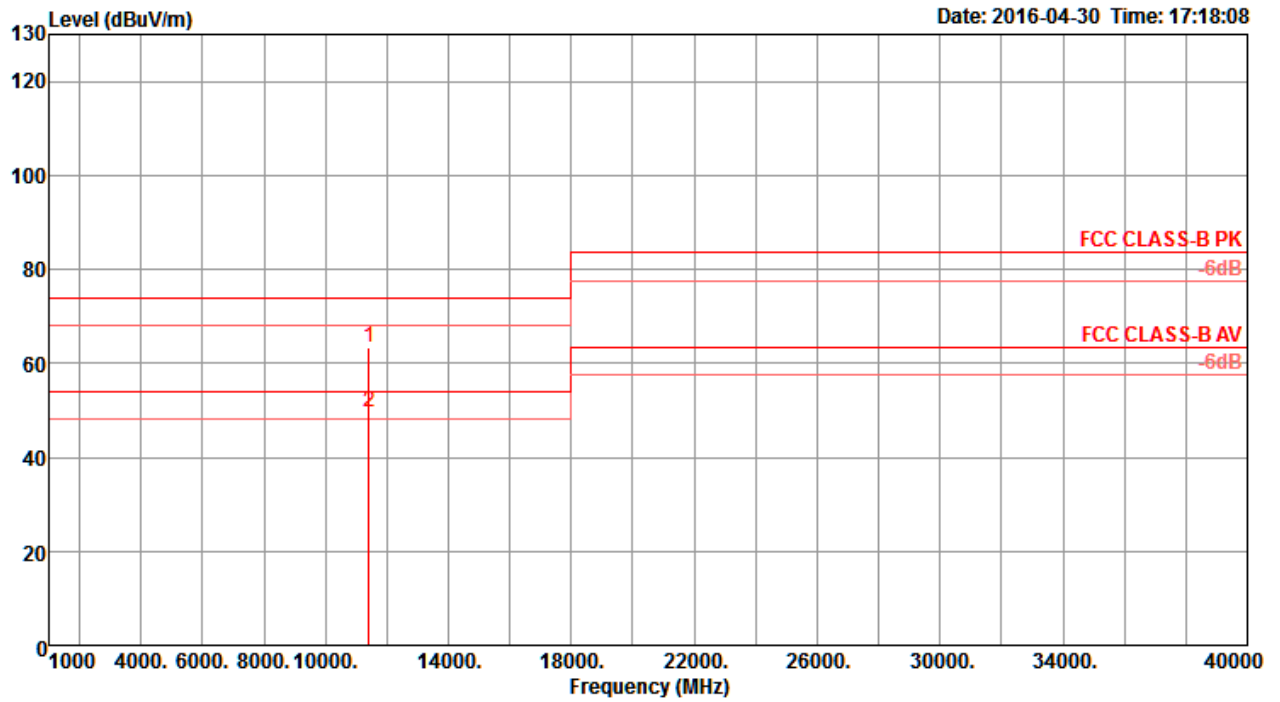
Temperature	22°C	Humidity	56%
Test Engineer	Peter Wu & Gary Chu	Configurations	IEEE 802.11ac MCS0/Nss4 VHT40 CH 142 / Chain 1 + Chain 2 + Chain 3 + Chain 4
Test Mode	Mode 2		

Horizontal



	Freq	Level	Limit	Over	Read	CableAntenna	Preamp	T/Pos	A/Pos	Remark	Pol/Phase
	MHz	dBuV/m	dBuV/m	dB	dBuV	dB	dB/m	dB	deg	cm	
1	11418.80	42.82	54.00	-11.18	29.32	9.63	38.50	34.63	318	237 Average	HORIZONTAL
2	11422.56	55.61	74.00	-18.39	42.11	9.63	38.50	34.63	318	237 Peak	HORIZONTAL

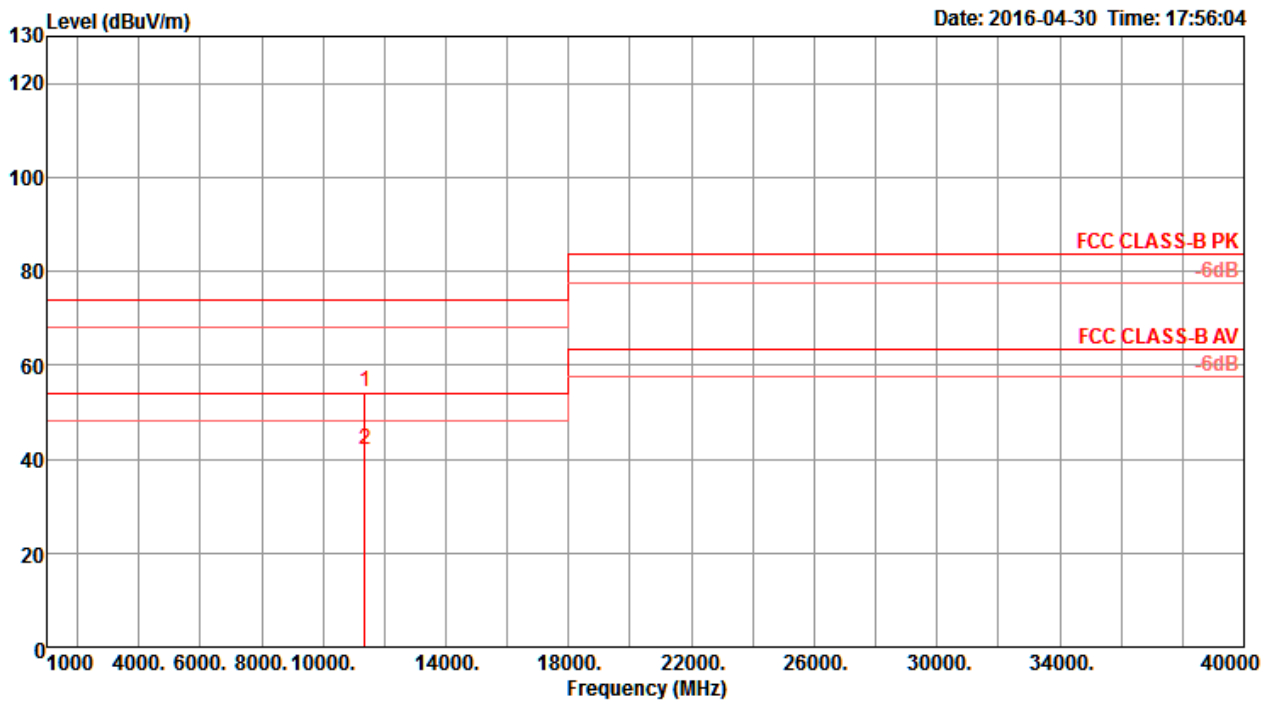
Vertical



	Freq	Level	Limit	Over	Read	CableAntenna	Preamp	T/Pos	A/Pos	Remark	Pol/Phase	
	MHz	dBuV/m	dBuV/m	dB	dBuV	dB	dB/m	dB	deg	cm		
1	11420.30	63.42	74.00	-10.58	49.92	9.63	38.50	34.63	62	212	Peak	VERTICAL
2	11422.90	49.44	54.00	-4.56	35.94	9.63	38.50	34.63	62	212	Average	VERTICAL

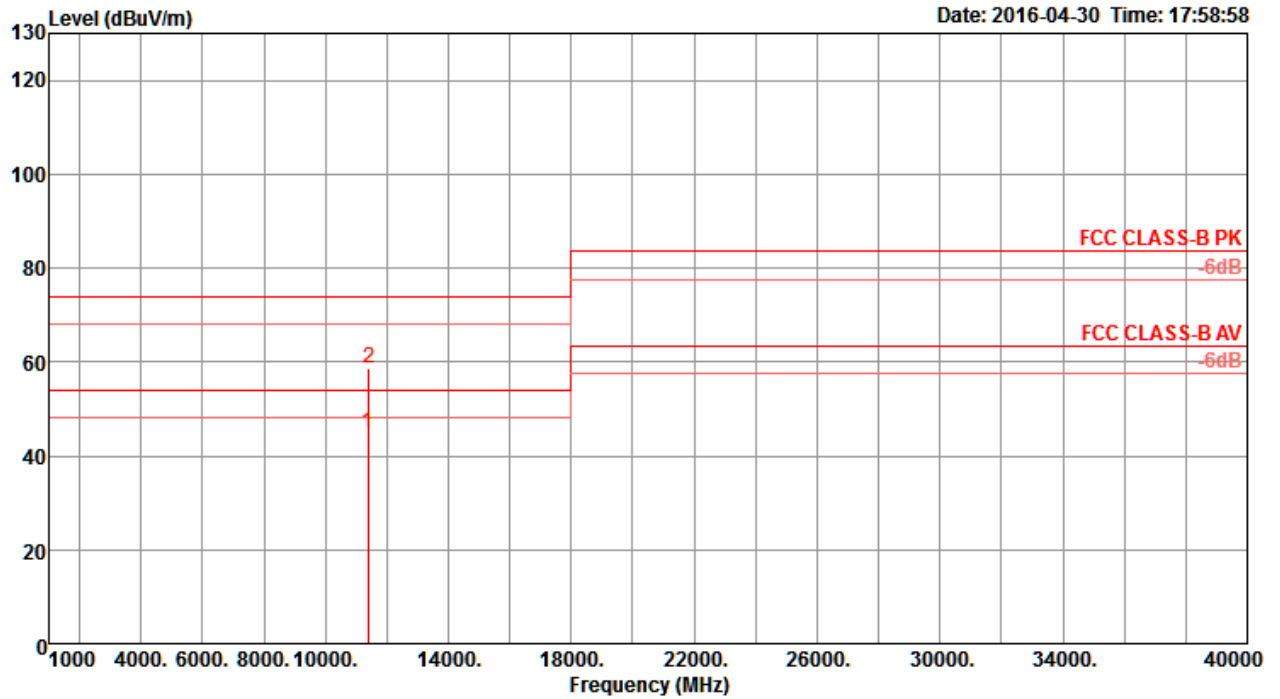
Temperature	22°C	Humidity	56%
Test Engineer	Peter Wu & Gary Chu	Configurations	IEEE 802.11ac MCS0/Nss4 VHT80 CH 138 / Chain 1 + Chain 2 + Chain 3 + Chain 4
Test Mode	Mode 2		

Horizontal



	Freq	Level	Limit	Over	Read	CableAntenna	Preamp	T/Pos	A/Pos	Remark	Pol/Phase
	MHz	dBuV/m	dBuV/m	dB	dBuV	dB	dB/m	dB	deg	cm	
1	11358.90	54.45	74.00	-19.55	40.95	9.63	38.50	34.63	152	247 Peak	HORIZONTAL
2	11368.10	41.94	54.00	-12.06	28.44	9.63	38.50	34.63	152	247 Average	HORIZONTAL

Vertical

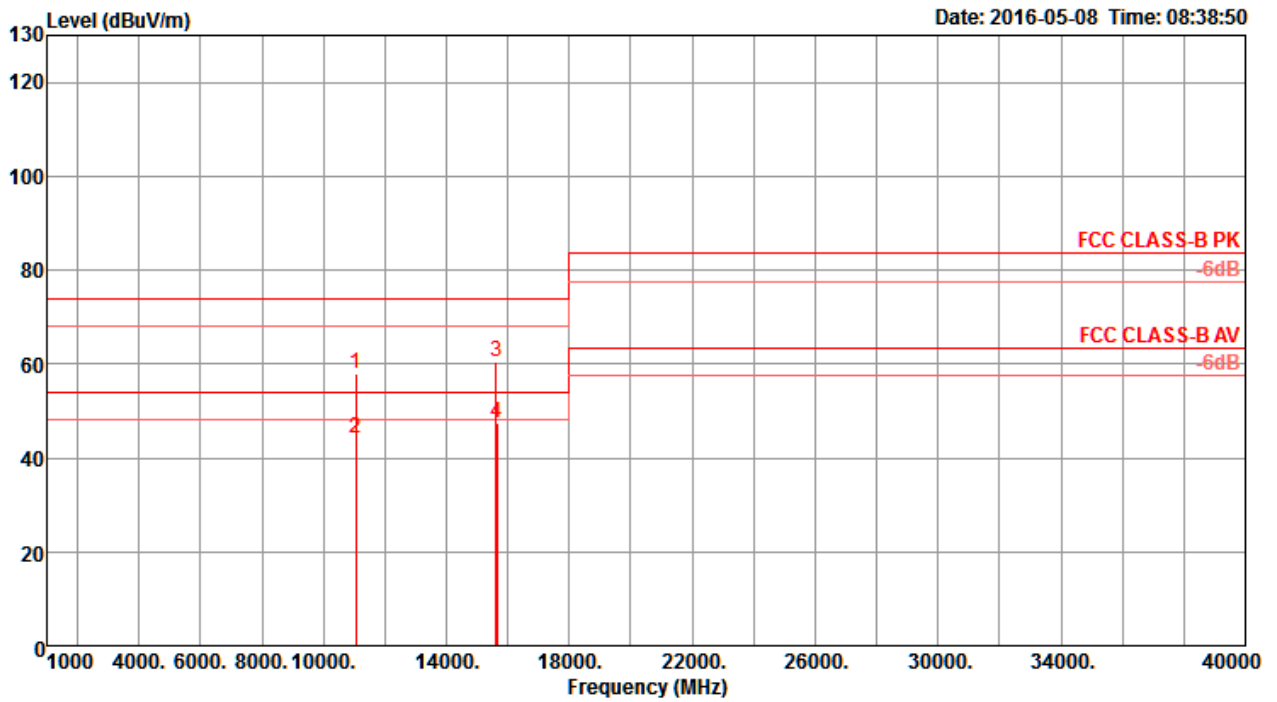


	Freq	Level	Limit Line	Over Limit	Read Level	Cable Loss	Antenna Factor	Preamp Factor	T/Pos	A/Pos	Remark	Pol/Phase
	MHz	dBuV/m	dBuV/m	dB	dBuV	dB	dB/m	dB	deg	cm		
1	11386.30	44.75	54.00	-9.25	31.25	9.63	38.50	34.63	65	211	Average	VERTICAL
2	11400.40	58.69	74.00	-15.31	45.19	9.63	38.50	34.63	65	211	Peak	VERTICAL

802.11ac MCS0/Nss2 VHT80+80

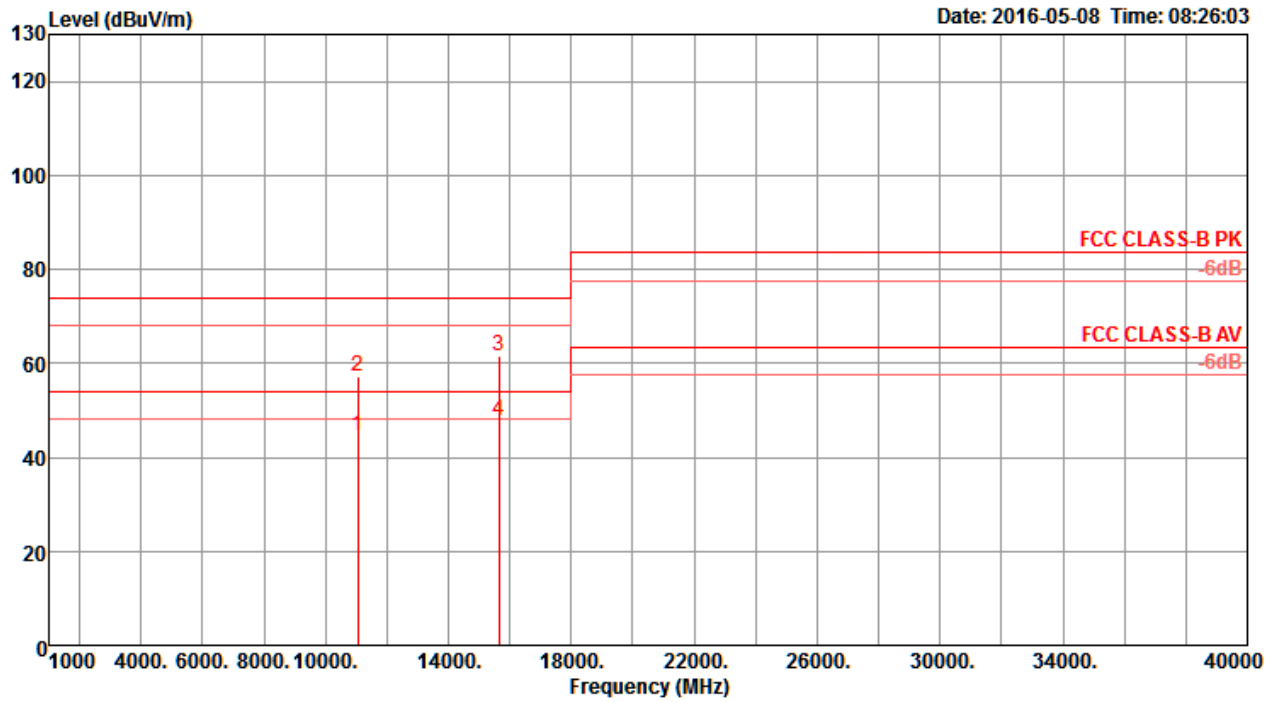
Temperature	22°C	Humidity	56%
Test Engineer	Peter Wu & Gary Chu	Configurations	IEEE 802.11ac MCS0/Nss2 VHT80+80 Type 1 / CH 42+106 / Chain 1 + Chain 2 + Chain 3 + Chain 4
Test Mode	Mode 2		

Horizontal



	Freq	Level	Limit	Over	Read	Cable	Antenna	Preamp	T/Pos	A/Pos	Remark	Pol/Phase
	MHz	dBuV/m	dBuV/m	dB	dBuV	dB	dB/m	dB	deg	cm		
1	11055.94	58.01	74.00	-15.99	44.49	9.68	38.50	34.66	84	104	Peak	HORIZONTAL
2	11061.94	44.03	54.00	-9.97	30.52	9.67	38.50	34.66	84	104	Average	HORIZONTAL
3	15626.16	60.33	74.00	-13.67	45.52	11.25	38.29	34.73	108	151	Peak	HORIZONTAL
4	15632.06	47.49	54.00	-6.51	32.68	11.25	38.29	34.73	108	151	Average	HORIZONTAL

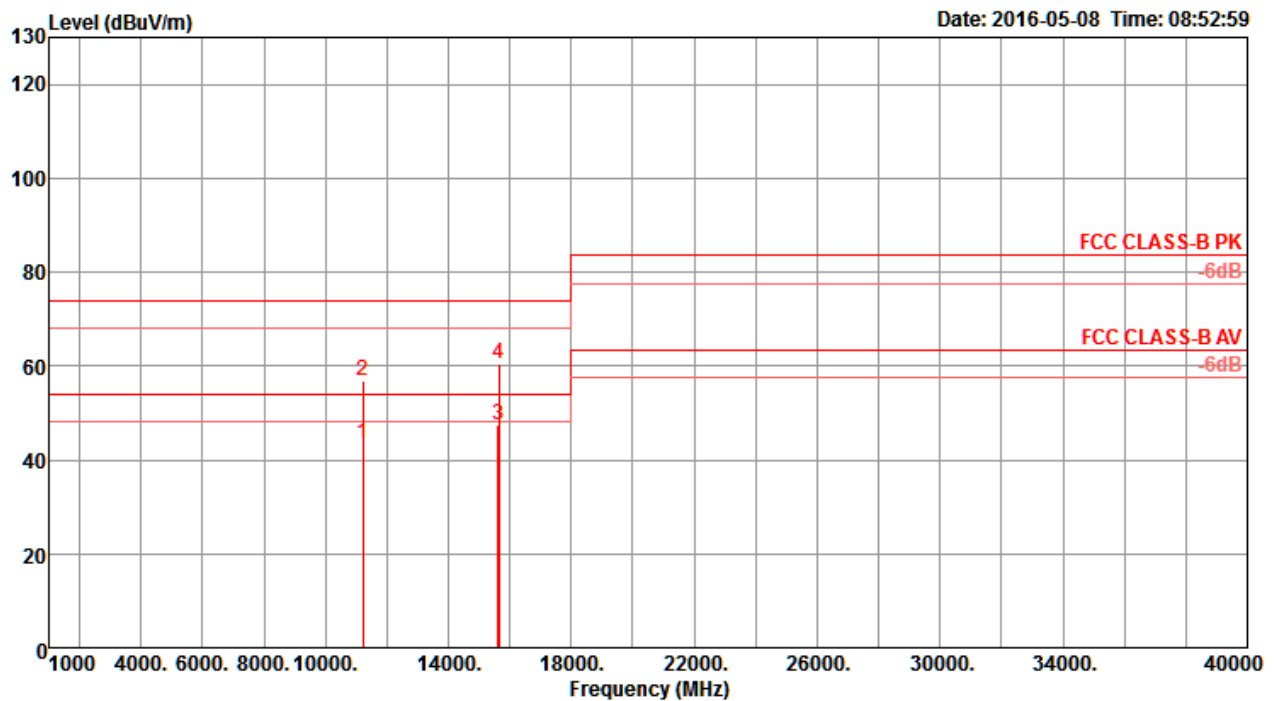
Vertical



	Freq	Level	Limit	Over	Read	CableAntenna	Preamp	T/Pos	A/Pos	Remark	Pol/Phase
	MHz	dBuV/m	dBuV/m	dB	dBuV	dB	dB/m	deg	cm		
1	11055.84	44.44	54.00	-9.56	30.92	9.68	38.50	34.66	140	101 Average	VERTICAL
2	11056.18	57.12	74.00	-16.88	43.60	9.68	38.50	34.66	140	101 Peak	VERTICAL
3	15634.10	61.53	74.00	-12.47	46.72	11.25	38.29	34.73	252	100 Peak	VERTICAL
4	15634.86	47.68	54.00	-6.32	32.87	11.25	38.29	34.73	252	100 Average	VERTICAL

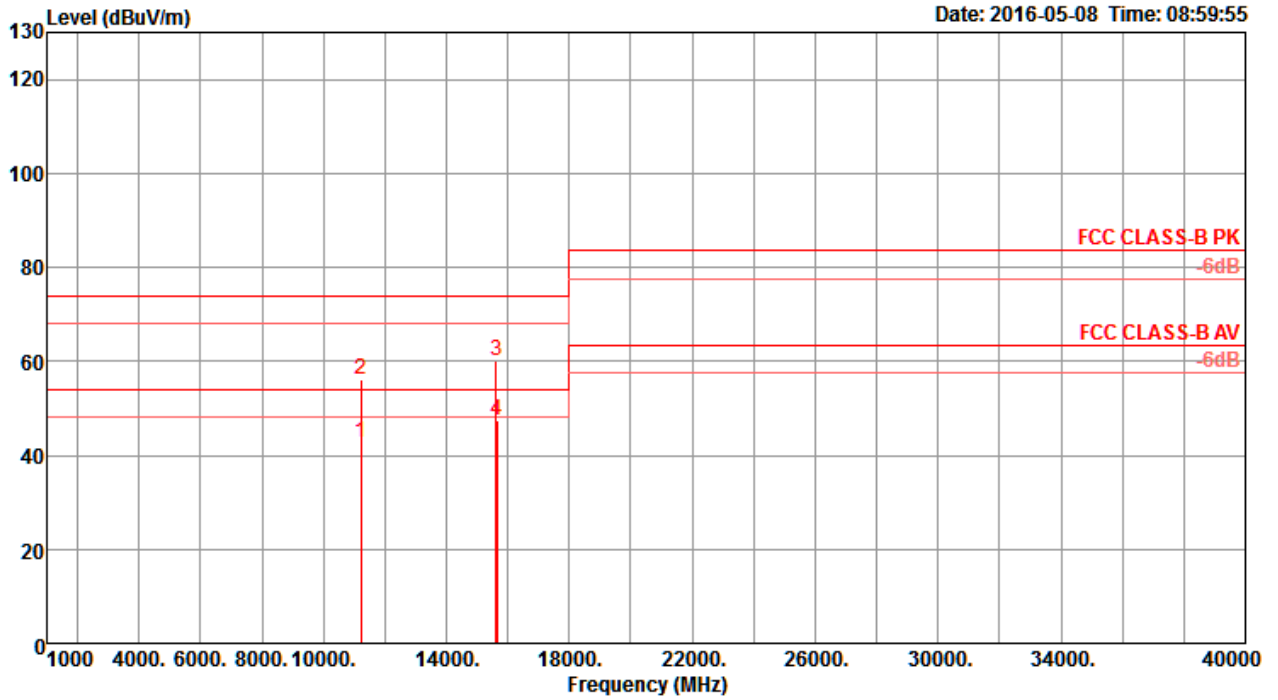
Temperature	22°C	Humidity	56%
Test Engineer	Peter Wu & Gary Chu	Configurations	IEEE 802.11ac MCS0/Nss2 VHT80+80 Type 2 / CH 42+122 / Chain 1 + Chain 2 + Chain 3 + Chain 4
Test Mode	Mode 2		

Horizontal



	Freq	Level	Limit	Over	Read	Cable	Antenna	Preamp	T/Pos	A/Pos	Remark	Pol/Phase
	MHz	dBuV/m	dBuV/m	dB	dBuV	dB	dB/m	dB	deg	cm		
1	11220.80	43.31	54.00	-10.69	29.79	9.66	38.50	34.64	123	124	Average	HORIZONTAL
2	11222.92	56.84	74.00	-17.16	43.33	9.65	38.50	34.64	123	124	Peak	HORIZONTAL
3	15630.88	47.29	54.00	-6.71	32.48	11.25	38.29	34.73	74	132	Average	HORIZONTAL
4	15634.66	60.42	74.00	-13.58	45.61	11.25	38.29	34.73	74	132	Peak	HORIZONTAL

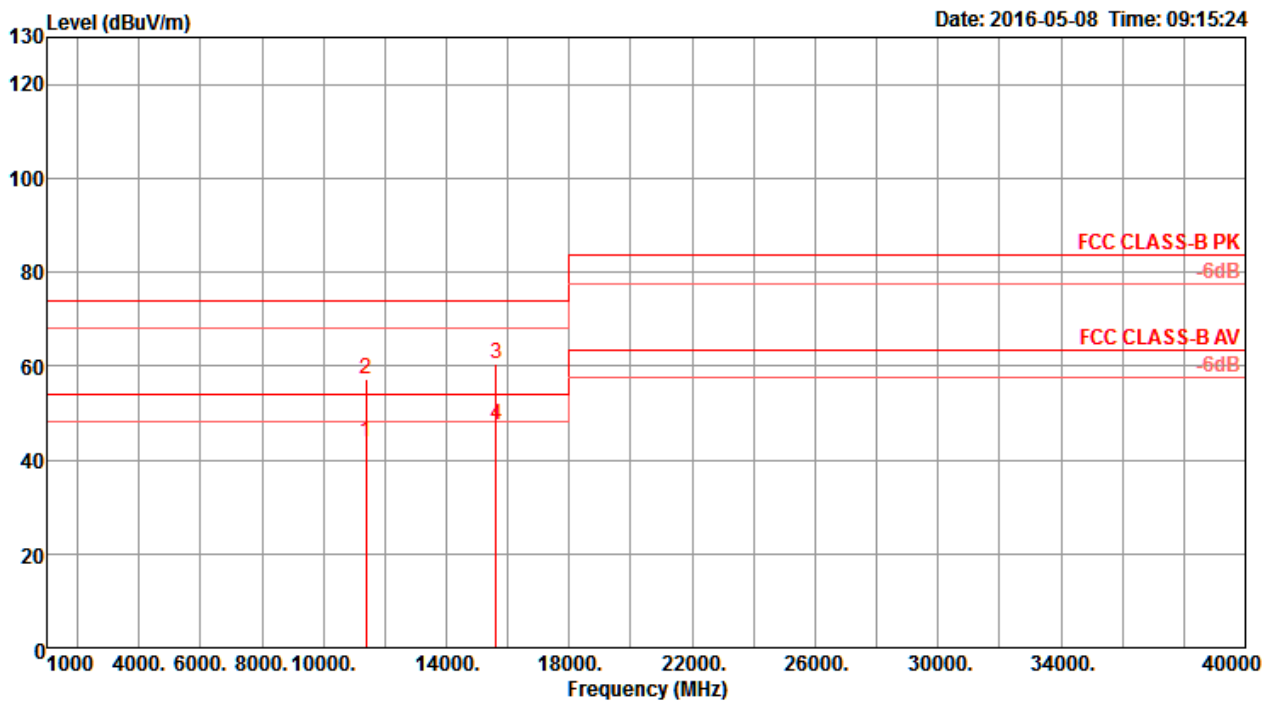
Vertical



	Freq	Level	Limit	Over	Read	CableAntenna	Preamp	T/Pos	A/Pos	Remark	Pol/Phase
	MHz	dBuV/m	dBuV/m	dB	dBuV	dB	dB/m	deg	cm		
1	11215.02	42.90	54.00	-11.10	29.38	9.66	38.50	34.64	157	119 Average	VERTICAL
2	11217.10	56.13	74.00	-17.87	42.61	9.66	38.50	34.64	157	119 Peak	VERTICAL
3	15626.52	60.19	74.00	-13.81	45.38	11.25	38.29	34.73	187	138 Peak	VERTICAL
4	15632.54	47.45	54.00	-6.55	32.64	11.25	38.29	34.73	187	138 Average	VERTICAL

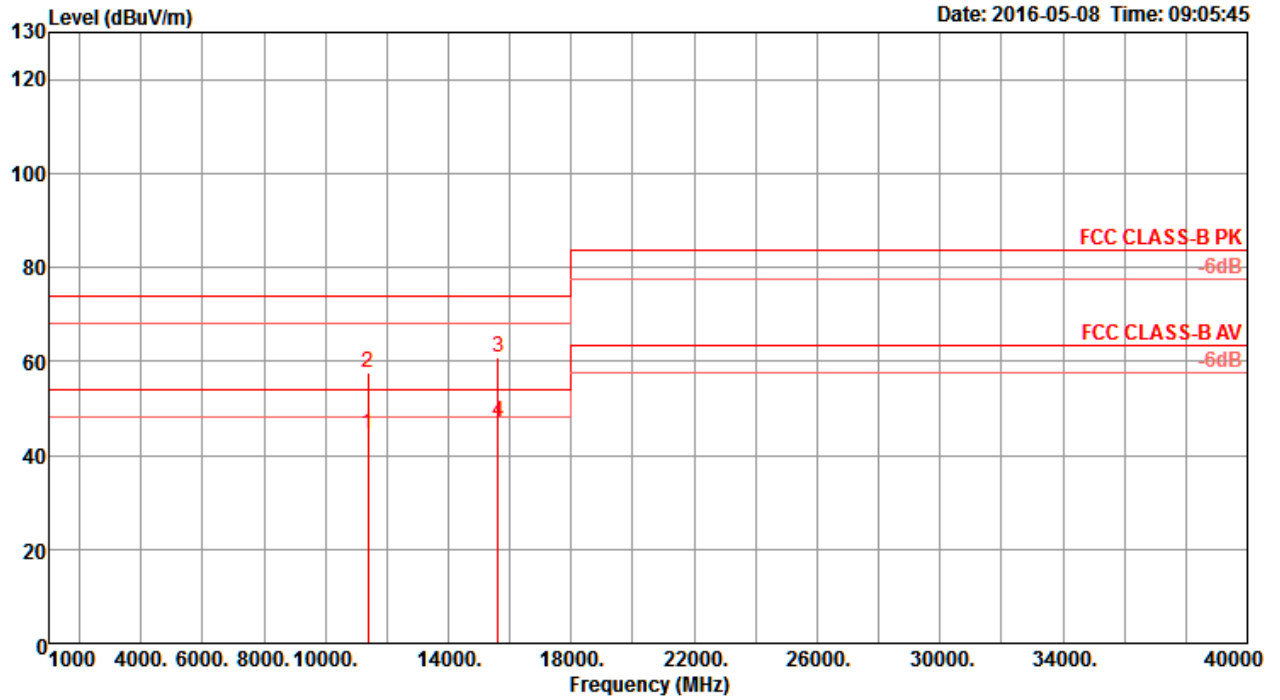
Temperature	22°C	Humidity	56%
Test Engineer	Peter Wu & Gary Chu	Configurations	IEEE 802.11ac MCS0/Nss2 VHT80+80 Type 3 / CH 42+138 / Chain 1 + Chain 2 + Chain 3 + Chain 4
Test Mode	Mode 2		

Horizontal



	Freq	Level	Limit	Over	Read	Cable	Antenna	Preamp	T/Pos	A/Pos	Remark	Pol/Phase
	MHz	dBuV/m	dBuV/m	dB	dBuV	dB	dB/m	dB	deg	cm		
1	11376.58	43.88	54.00	-10.12	30.38	9.63	38.50	34.63	224	133	Average	HORIZONTAL
2	11377.26	57.13	74.00	-16.87	43.63	9.63	38.50	34.63	224	133	Peak	HORIZONTAL
3	15625.80	60.63	74.00	-13.37	45.82	11.25	38.29	34.73	249	140	Peak	HORIZONTAL
4	15629.82	47.34	54.00	-6.66	32.53	11.25	38.29	34.73	249	140	Average	HORIZONTAL

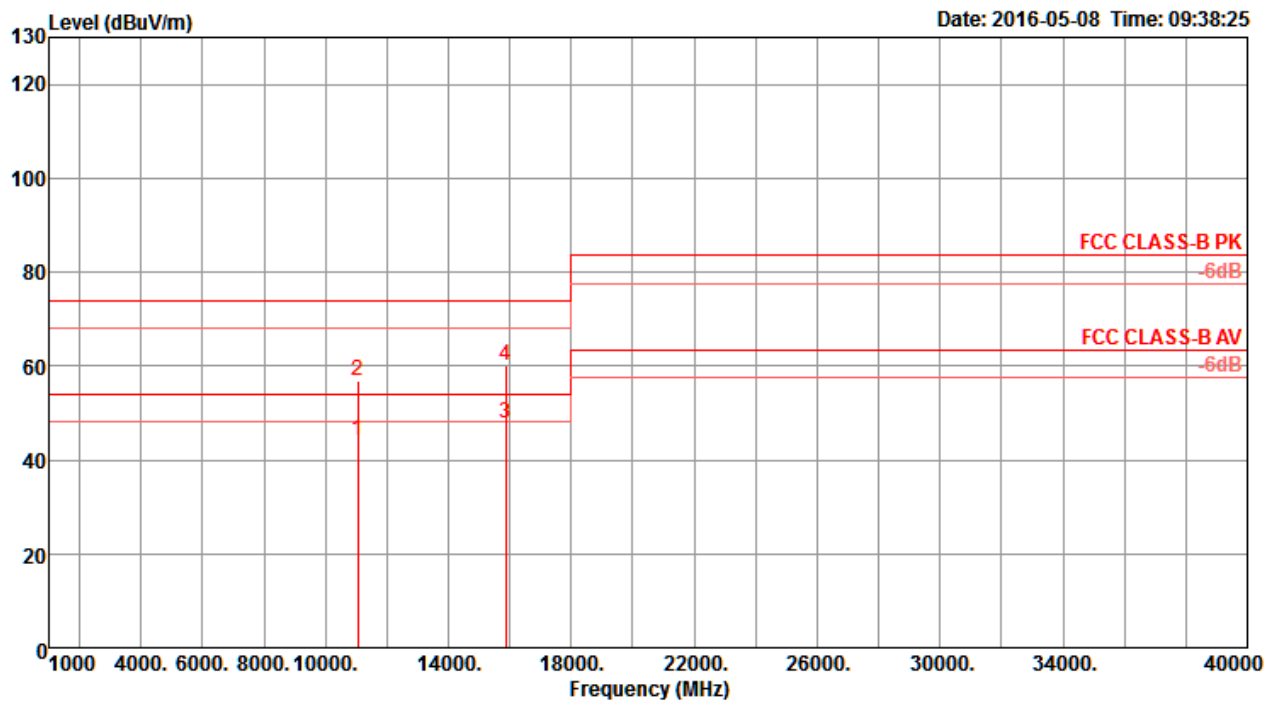
Vertical



	Freq	Level	Limit	Over	Read	CableAntenna	Preamp	T/Pos	A/Pos	Remark	Pol/Phase
	MHz	dBuV/m	dBuV/m	dB	dBuV	dB	dB/m	deg	cm		
1	11376.14	44.42	54.00	-9.58	30.92	9.63	38.50	34.63	176	104 Average	VERTICAL
2	11381.50	57.58	74.00	-16.42	44.08	9.63	38.50	34.63	176	104 Peak	VERTICAL
3	15629.30	60.86	74.00	-13.14	46.05	11.25	38.29	34.73	166	115 Peak	VERTICAL
4	15630.88	47.02	54.00	-6.98	32.21	11.25	38.29	34.73	166	115 Average	VERTICAL

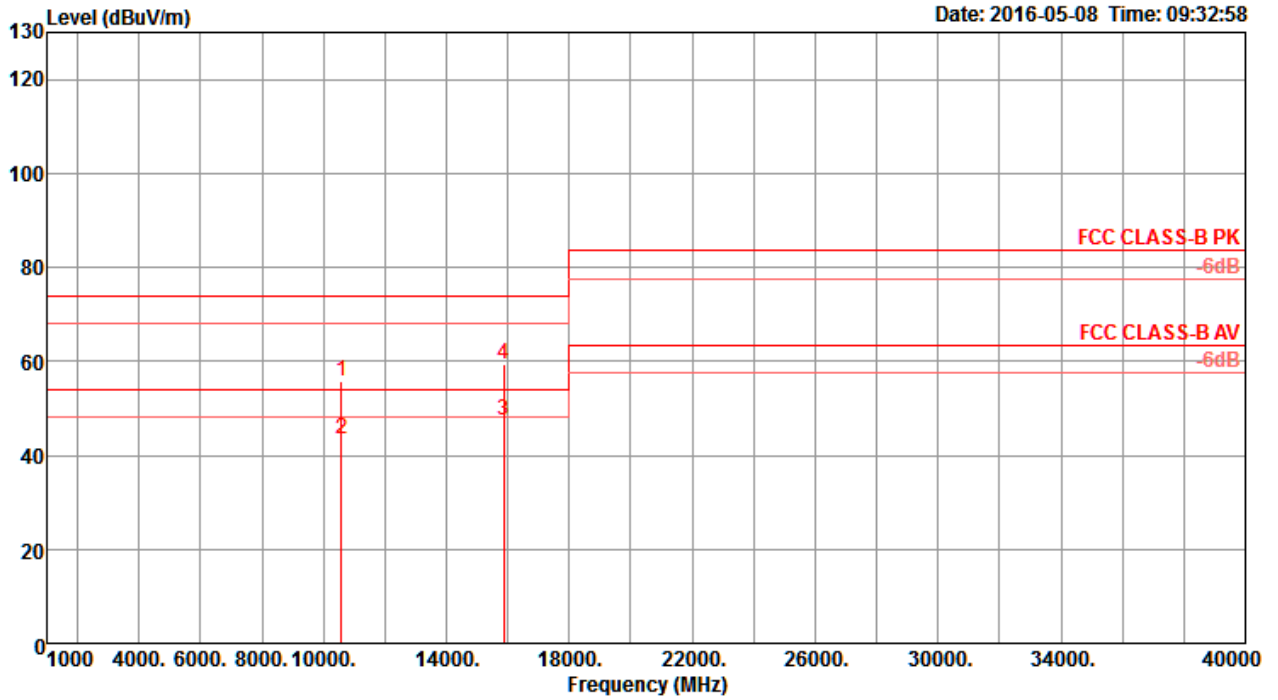
Temperature	22°C	Humidity	56%
Test Engineer	Peter Wu & Gary Chu	Configurations	IEEE 802.11ac MCS0/Nss2 VHT80+80 Type 4 / CH 58+106 / Chain 1 + Chain 2 + Chain 3 + Chain 4
Test Mode	Mode 2		

Horizontal



	Freq	Level	Limit	Over	Read	Cable	Antenna	Preamp	T/Pos	A/Pos	Remark	Pol/Phase
	MHz	dBuV/m	dBuV/m	dB	dBuV	dB	dB/m	dB	deg	cm		
1	11063.22	44.23	54.00	-9.77	30.72	9.67	38.50	34.66	233	116	Average	HORIZONTAL
2	11064.10	56.80	74.00	-17.20	43.29	9.67	38.50	34.66	233	116	Peak	HORIZONTAL
3	15867.22	47.72	54.00	-6.28	32.69	11.31	38.61	34.89	360	124	Average	HORIZONTAL
4	15872.24	60.18	74.00	-13.82	45.20	11.31	38.61	34.94	360	124	Peak	HORIZONTAL

Vertical

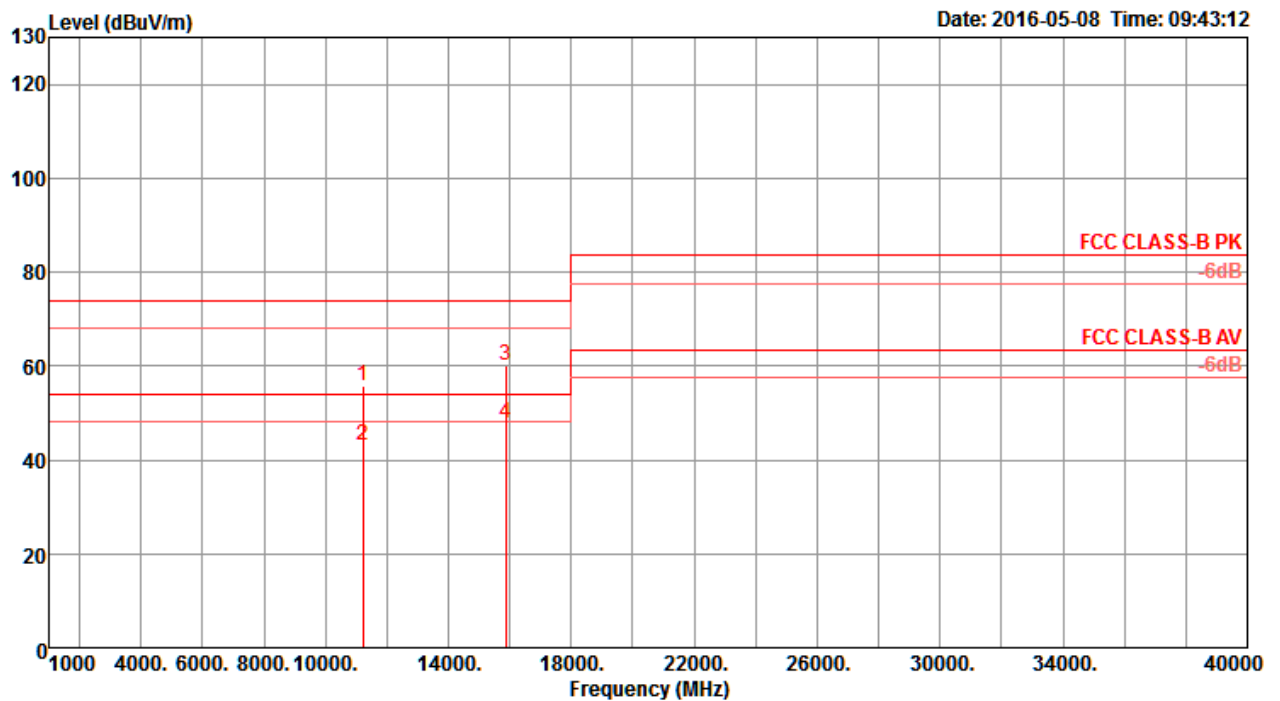


	Freq	Level	Limit	Over	Read	CableAntenna	Preamp	T/Pos	A/Pos	Remark	Pol/Phase
	MHz	dBuV/m	dBuV/m	dB	dBuV	dB	dB/m	deg	cm		
1	10577.96	55.89	74.00	-18.11	42.60	9.74	38.50	34.95	191	131 Peak	VERTICAL
2	10583.54	43.33	54.00	-10.67	30.04	9.74	38.50	34.95	191	131 Average	VERTICAL
3	15868.44	47.47	54.00	-6.53	32.49	11.31	38.61	34.94	175	117 Average	VERTICAL
4	15868.90	59.44	74.00	-14.56	44.46	11.31	38.61	34.94	175	117 Peak	VERTICAL



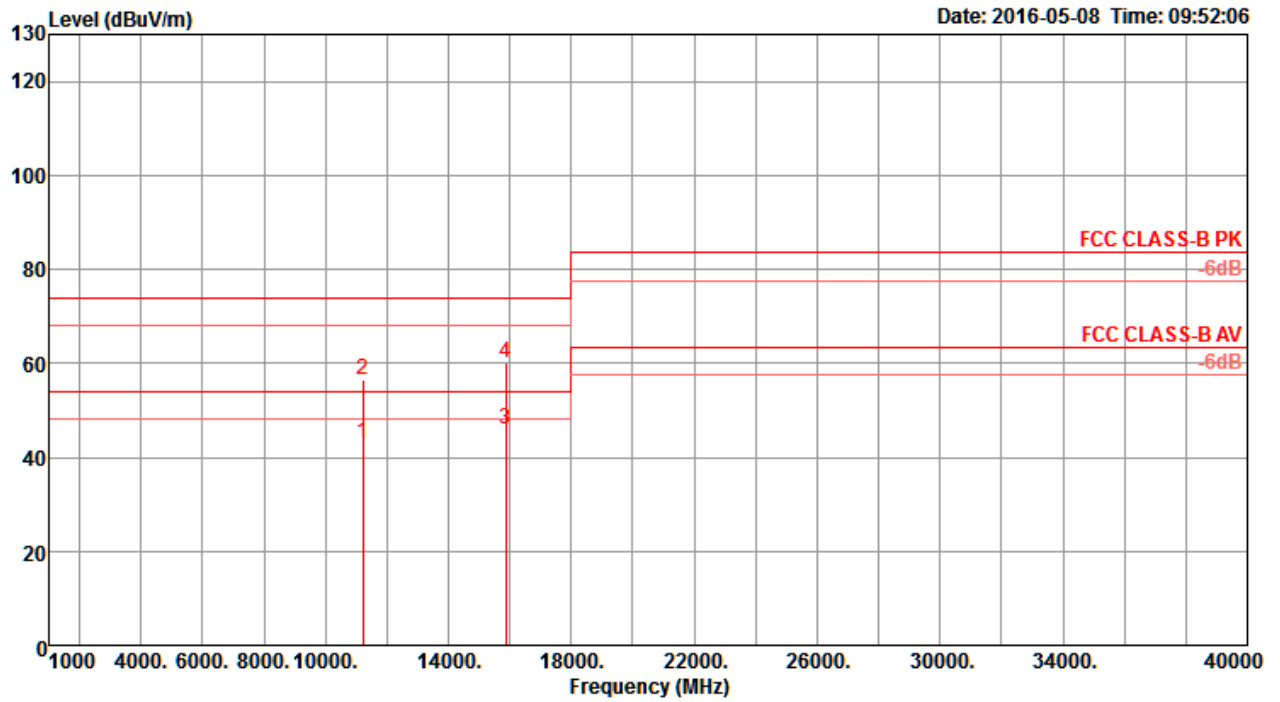
Temperature	22°C	Humidity	56%
Test Engineer	Peter Wu & Gary Chu	Configurations	IEEE 802.11ac MCS0/Nss2 VHT80+80 Type 5 / CH 58+122 / Chain 1 + Chain 2 + Chain 3 + Chain 4
Test Mode	Mode 2		

Horizontal



	Freq	Level	Limit	Over	Read	Cable	Antenna	Preamp	T/Pos	A/Pos	Remark	Pol/Phase
	MHz	dBuV/m	dBuV/m	dB	dBuV	dB	dB/m	dB	deg	cm		
1	11215.06	55.69	74.00	-18.31	42.17	9.66	38.50	34.64	321	131	Peak	HORIZONTAL
2	11225.00	43.13	54.00	-10.87	29.62	9.65	38.50	34.64	321	131	Average	HORIZONTAL
3	15865.98	59.99	74.00	-14.01	44.96	11.31	38.61	34.89	300	106	Peak	HORIZONTAL
4	15868.66	47.69	54.00	-6.31	32.71	11.31	38.61	34.94	300	106	Average	HORIZONTAL

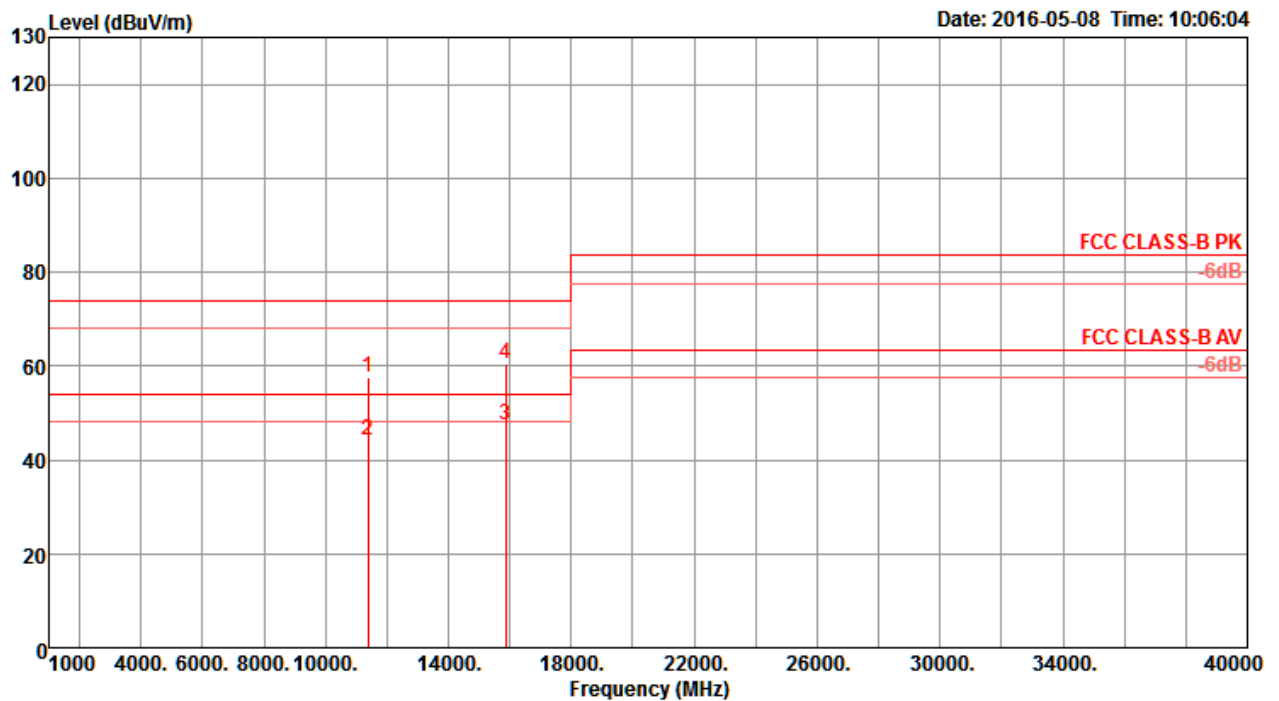
Vertical



	Freq	Level	Limit	Over	Read	CableAntenna	Preamp	T/Pos	A/Pos	Remark	Pol/Phase
	MHz	dBuV/m	dBuV/m	dB	dBuV	dB	dB/m	deg	cm		
1	11216.66	43.22	54.00	-10.78	29.70	9.66	38.50	34.64	246	103 Average	VERTICAL
2	11217.16	56.63	74.00	-17.37	43.11	9.66	38.50	34.64	246	103 Peak	VERTICAL
3	15868.12	45.86	54.00	-8.14	30.88	11.31	38.61	34.94	270	116 Average	VERTICAL
4	15873.62	60.05	74.00	-13.95	45.00	11.32	38.67	34.94	270	116 Peak	VERTICAL

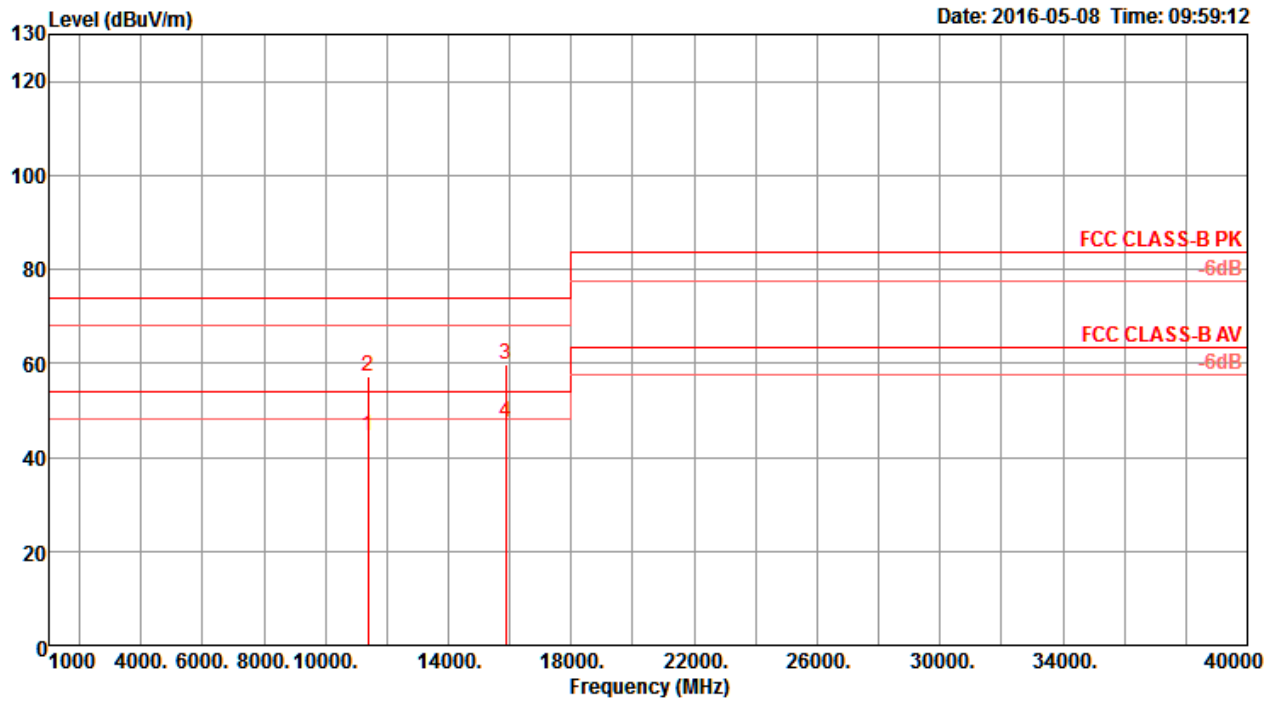
Temperature	22°C	Humidity	56%
Test Engineer	Peter Wu & Gary Chu	Configurations	IEEE 802.11ac MCS0/Nss2 VHT80+80 Type 6 / CH 58+138 / Chain 1 + Chain 2 + Chain 3 + Chain 4
Test Mode	Mode 2		

Horizontal



	Freq	Level	Limit	Over	Read	Cable	Antenna	Preamp	T/Pos	A/Pos	Remark	Pol/Phase
	MHz	dBuV/m	dBuV/m	dB	dBuV	dB	dB/m	dB	deg	cm		
1	11378.92	57.42	74.00	-16.58	43.92	9.63	38.50	34.63	306	142	Peak	HORIZONTAL
2	11384.18	44.01	54.00	-9.99	30.51	9.63	38.50	34.63	306	142	Average	HORIZONTAL
3	15870.18	47.44	54.00	-6.56	32.46	11.31	38.61	34.94	285	132	Average	HORIZONTAL
4	15870.32	60.54	74.00	-13.46	45.56	11.31	38.61	34.94	285	132	Peak	HORIZONTAL

Vertical

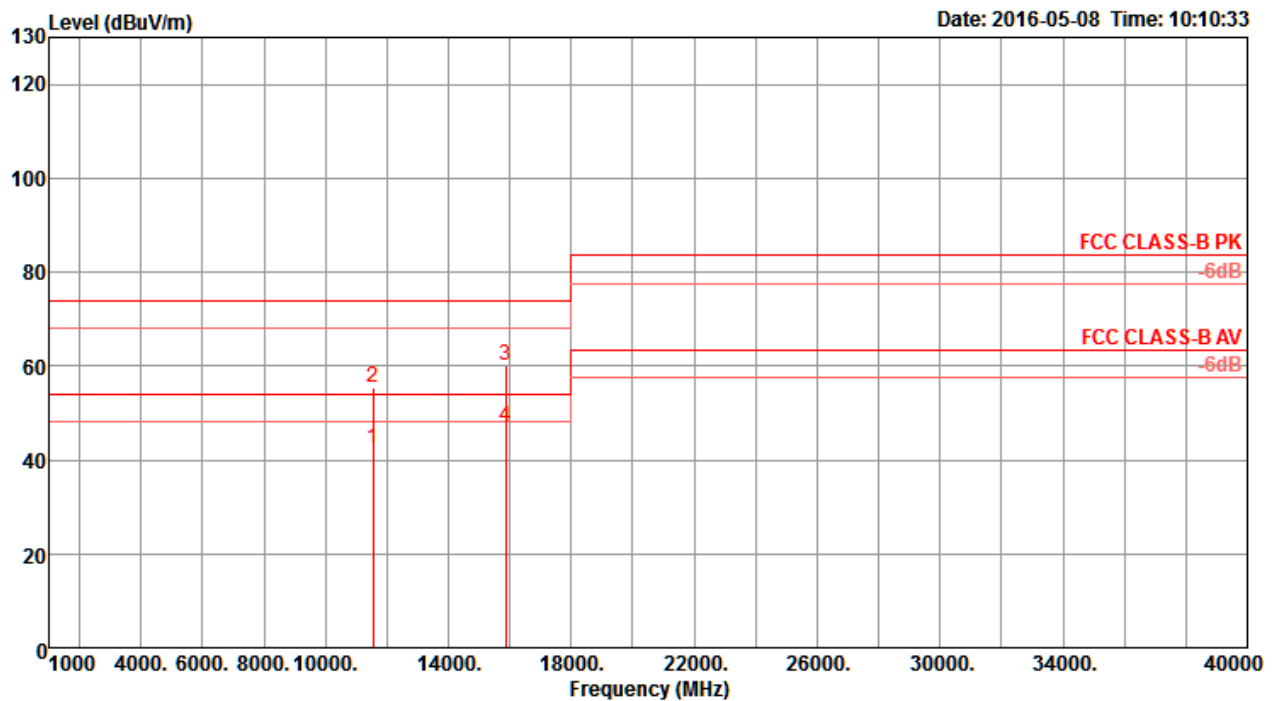


Date: 2016-05-08 Time: 09:59:12

	Freq	Level	Limit	Over	Read	CableAntenna	Preamp	T/Pos	A/Pos	Remark	Pol/Phase
	MHz	dBuV/m	dBuV/m	dB	dBuV	dB	dB/m	deg	cm		
1	11378.16	44.45	54.00	-9.55	30.95	9.63	38.50	335	131	Average	VERTICAL
2	11380.02	57.22	74.00	-16.78	43.72	9.63	38.50	335	131	Peak	VERTICAL
3	15872.58	59.81	74.00	-14.19	44.83	11.31	38.61	264	112	Peak	VERTICAL
4	15874.66	47.49	54.00	-6.51	32.44	11.32	38.67	264	112	Average	VERTICAL

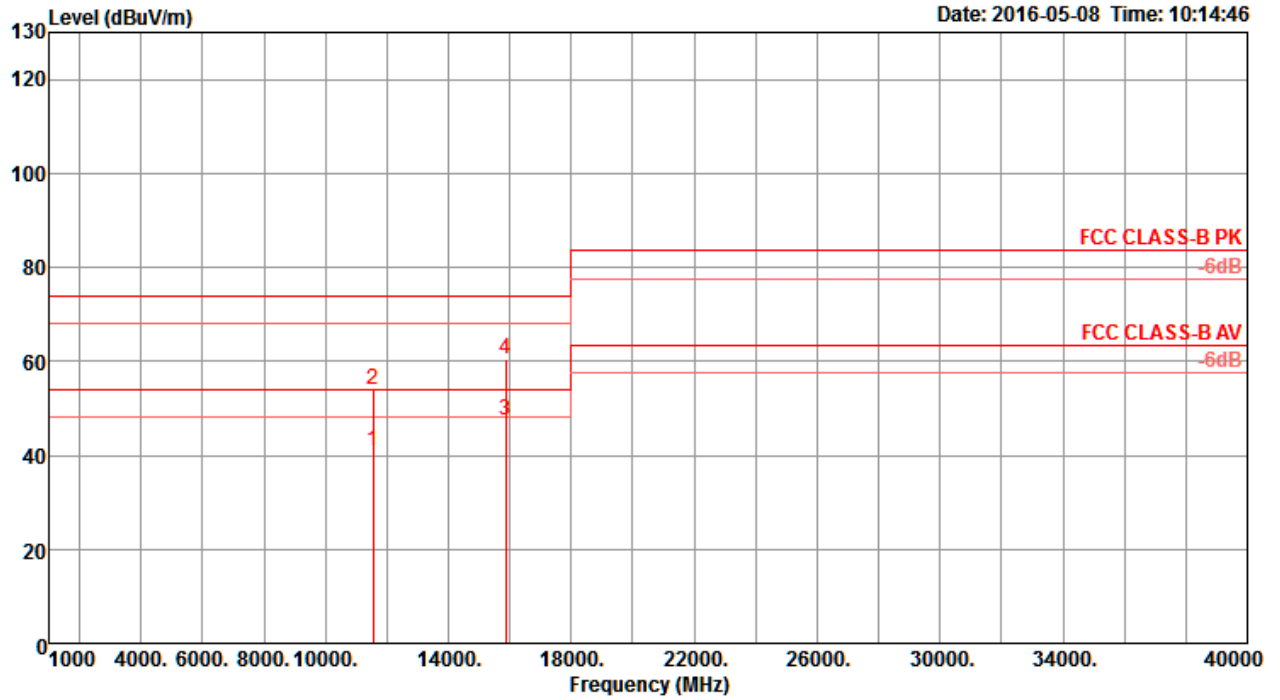
Temperature	22°C	Humidity	56%
Test Engineer	Peter Wu & Gary Chu	Configurations	IEEE 802.11ac MCS0/Nss2 VHT80+80 Type 7 / CH 58+155 / Chain 1 + Chain 2 + Chain 3 + Chain 4
Test Mode	Mode 2		

Horizontal



	Freq	Level	Limit	Over	Read	CableAntenna	Preamp	T/Pos	A/Pos	Remark	Pol/Phase
	MHz	dBuV/m	dBuV/m	dB	dBuV	dB	dB/m	deg	cm		
1	11549.36	42.32	54.00	-11.68	28.85	9.61	38.51	34.65	173	132 Average	HORIZONTAL
2	11550.52	55.51	74.00	-18.49	42.02	9.61	38.53	34.65	173	132 Peak	HORIZONTAL
3	15869.94	60.07	74.00	-13.93	45.09	11.31	38.61	34.94	219	100 Peak	HORIZONTAL
4	15870.52	46.94	54.00	-7.06	31.96	11.31	38.61	34.94	219	100 Average	HORIZONTAL

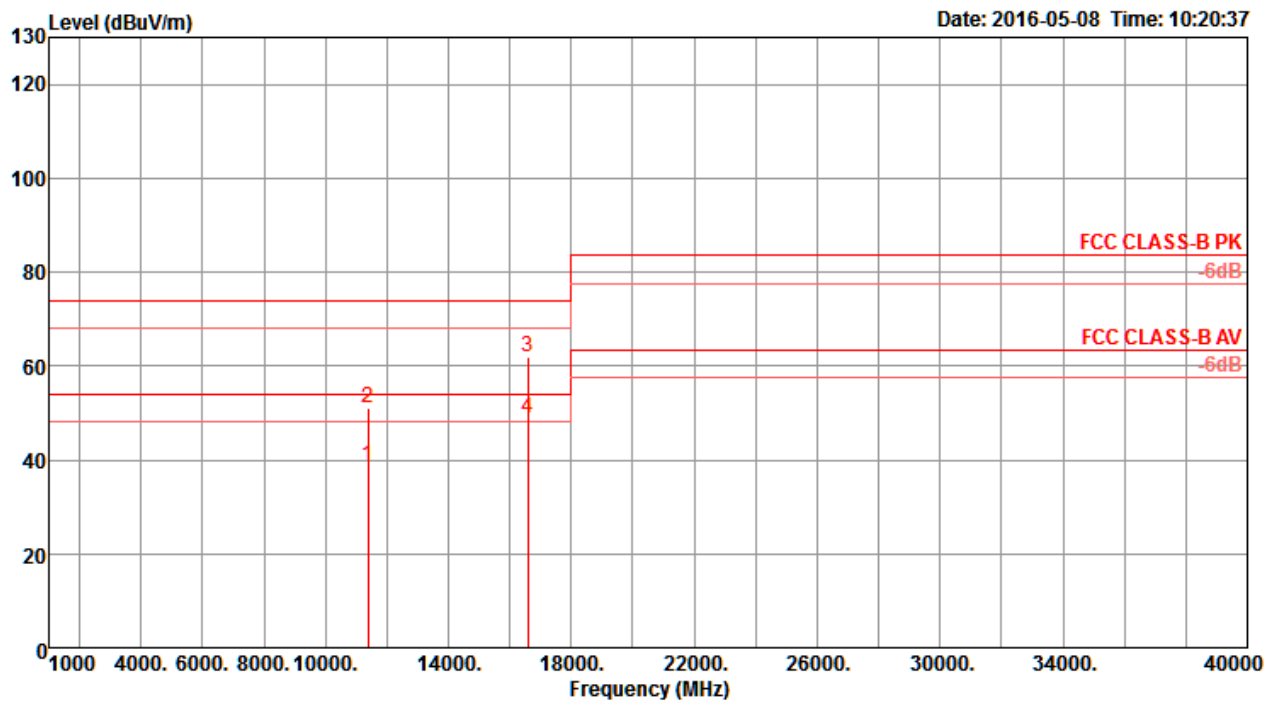
Vertical



	Freq	Level	Limit	Over	Read	CableAntenna	Preamp	T/Pos	A/Pos	Remark	Pol/Phase
	MHz	dBuV/m	dBuV/m	dB	dBuV	dB	dB/m	deg	cm		
1	11546.70	40.80	54.00	-13.20	27.33	9.61	38.51	34.65	311	128 Average	VERTICAL
2	11553.50	54.01	74.00	-19.99	40.52	9.61	38.53	34.65	311	128 Peak	VERTICAL
3	15865.00	47.44	54.00	-6.56	32.41	11.31	38.61	34.89	234	116 Average	VERTICAL
4	15865.54	60.38	74.00	-13.62	45.35	11.31	38.61	34.89	234	116 Peak	VERTICAL

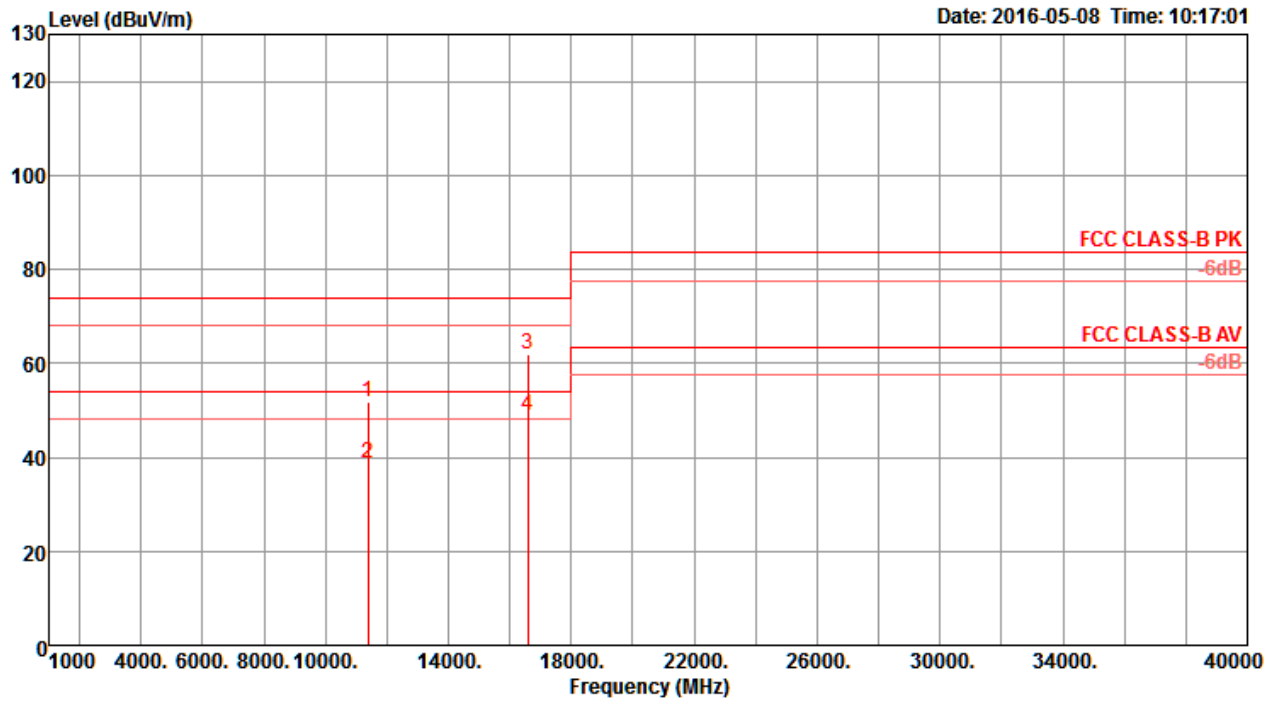
Temperature	22°C	Humidity	56%
Test Engineer	Peter Wu & Gary Chu	Configurations	IEEE 802.11ac MCS0/Nss2 VHT80+80 Type 8 / CH 106+138 / Chain 1 + Chain 2 + Chain 3 + Chain 4
Test Mode	Mode 2		

Horizontal



	Freq	Level	Limit	Over	Read	Cable	Antenna	Preamp	T/Pos	A/Pos	Remark	Pol/Phase
	MHz	dBuV/m	dBuV/m	dB	dBuV	dB	dB/m	dB	deg	cm		
1	11380.86	38.74	54.00	-15.26	25.24	9.63	38.50	34.63	325	167	Average	HORIZONTAL
2	11384.26	50.95	74.00	-23.05	37.45	9.63	38.50	34.63	325	167	Peak	HORIZONTAL
3	16586.78	62.08	74.00	-11.92	44.85	11.74	40.02	34.53	348	150	Peak	HORIZONTAL
4	16590.90	49.00	54.00	-5.00	31.77	11.74	40.02	34.53	348	150	Average	HORIZONTAL

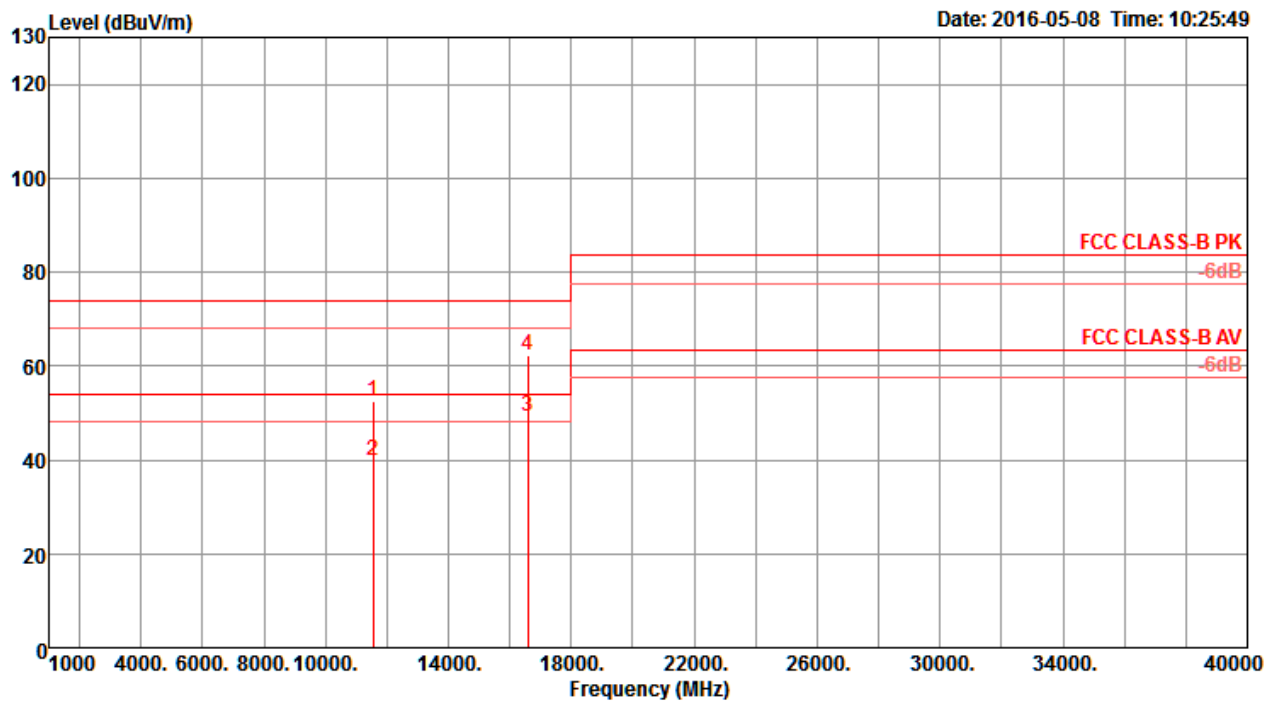
Vertical



	Freq	Level	Limit	Over	Read	CableAntenna	Preamp	T/Pos	A/Pos	Remark	Pol/Phase
	MHz	dBuV/m	dBuV/m	dB	dBuV	dB	dB/m	deg	cm		
1	11381.78	51.88	74.00	-22.12	38.38	9.63	38.50	34.63	225	152 Peak	VERTICAL
2	11383.42	38.88	54.00	-15.12	25.38	9.63	38.50	34.63	225	152 Average	VERTICAL
3	16588.92	62.06	74.00	-11.94	44.83	11.74	40.02	34.53	227	103 Peak	VERTICAL
4	16590.62	48.83	54.00	-5.17	31.60	11.74	40.02	34.53	227	103 Average	VERTICAL

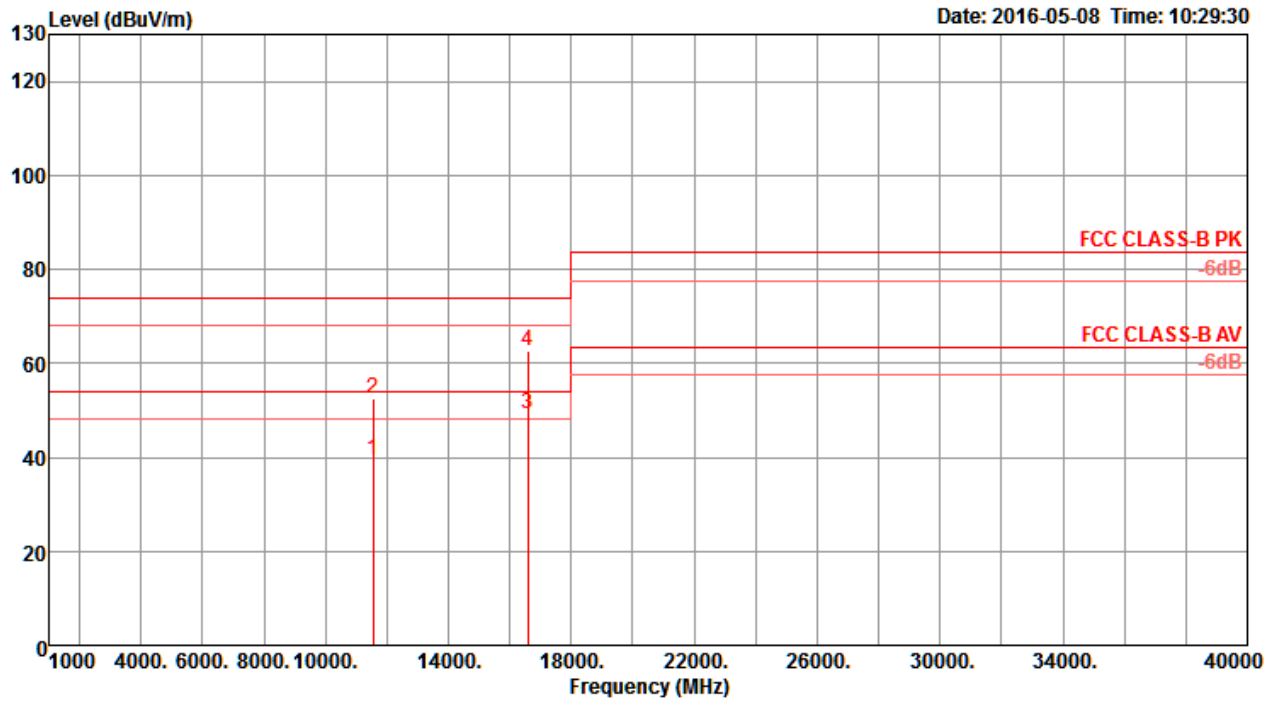
Temperature	22°C	Humidity	56%
Test Engineer	Peter Wu & Gary Chu	Configurations	IEEE 802.11ac MCS0/Nss2 VHT80+80 Type 9 / CH 106+155 / Chain 1 + Chain 2 + Chain 3 + Chain 4
Test Mode	Mode 2		

Horizontal



	Freq	Level	Limit	Over	Read	Cable	Antenna	Preamp	T/Pos	A/Pos	Remark	Pol/Phase
	MHz	dBuV/m	dBuV/m	dB	dBuV	dB	dB/m	dB	deg	cm		
1	11546.38	52.66	74.00	-21.34	39.17	9.61	38.51	34.63	263	140	Peak	HORIZONTAL
2	11548.88	39.78	54.00	-14.22	26.31	9.61	38.51	34.65	263	140	Average	HORIZONTAL
3	16590.58	49.09	54.00	-4.91	31.86	11.74	40.02	34.53	304	128	Average	HORIZONTAL
4	16591.04	62.38	74.00	-11.62	45.15	11.74	40.02	34.53	304	128	Peak	HORIZONTAL

Vertical

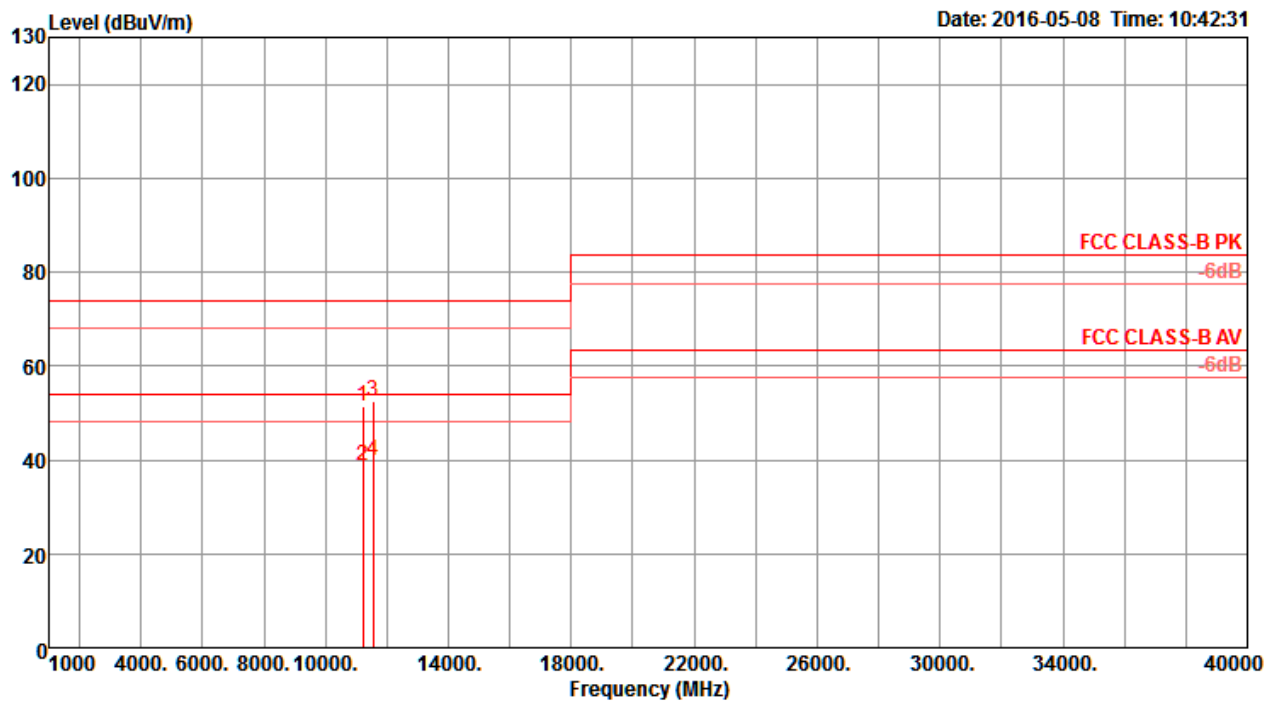


	Freq	Level	Limit	Over	Read	CableAntenna	Preamp	T/Pos	A/Pos	Remark	Pol/Phase
	MHz	dBuV/m	dBuV/m	dB	dBuV	dB	dB/m	dB	deg	cm	
1	11553.96	39.49	54.00	-14.51	26.00	9.61	38.53	34.65	252	127 Average	VERTICAL
2	11554.96	52.36	74.00	-21.64	38.87	9.61	38.53	34.65	252	127 Peak	VERTICAL
3	16588.68	49.28	54.00	-4.72	32.05	11.74	40.02	34.53	238	108 Average	VERTICAL
4	16594.02	62.57	74.00	-11.43	45.34	11.74	40.02	34.53	238	108 Peak	VERTICAL



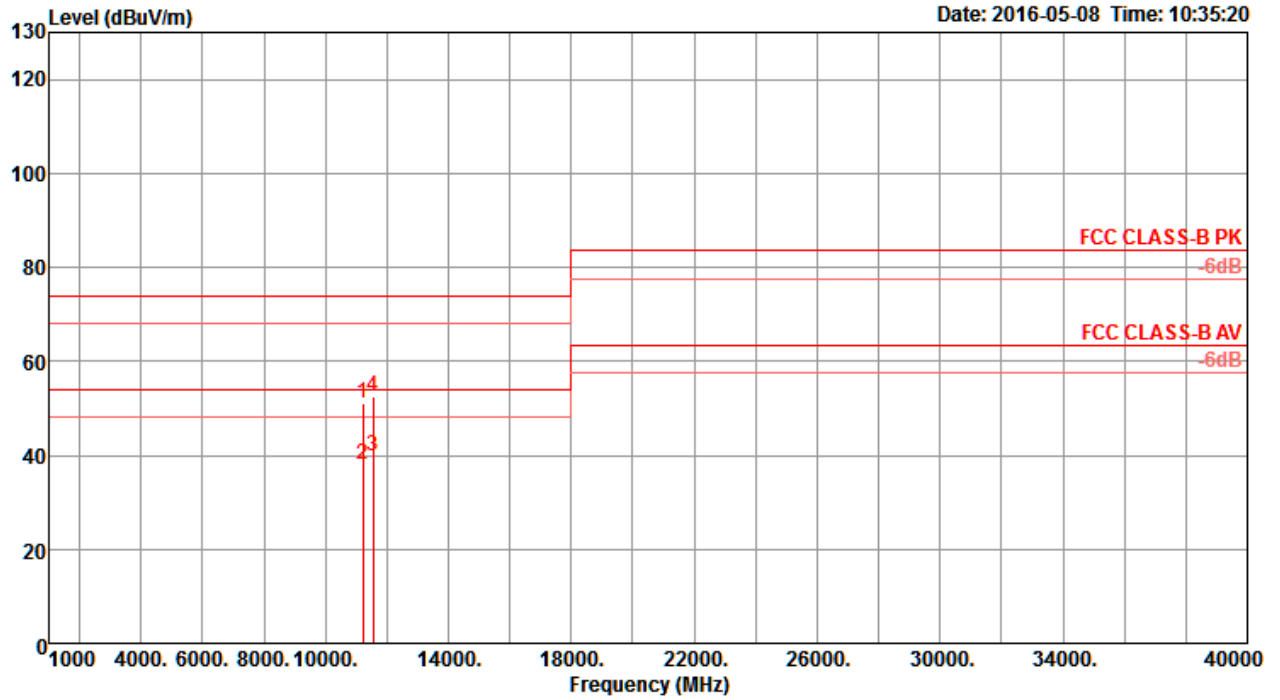
Temperature	22°C	Humidity	56%
Test Engineer	Peter Wu & Gary Chu	Configurations	IEEE 802.11ac MCS0/Nss2 VHT80+80 Type 10 / CH 122+155 / Chain 1 + Chain 2 + Chain 3 + Chain 4
Test Mode	Mode 2		

Horizontal



	Freq	Level	Limit	Over	Read	Cable	Antenna	Preamp	T/Pos	A/Pos	Remark	Pol/Phase
	MHz	dBuV/m	dBuV/m	dB	dBuV	dB	dB/m	dB	deg	cm		
1	11215.38	51.48	74.00	-22.52	37.96	9.66	38.50	34.64	232	132	Peak	HORIZONTAL
2	11216.46	38.57	54.00	-15.43	25.05	9.66	38.50	34.64	232	132	Average	HORIZONTAL
3	11552.84	52.64	74.00	-21.36	39.15	9.61	38.53	34.65	199	102	Peak	HORIZONTAL
4	11553.44	39.66	54.00	-14.34	26.17	9.61	38.53	34.65	199	102	Average	HORIZONTAL

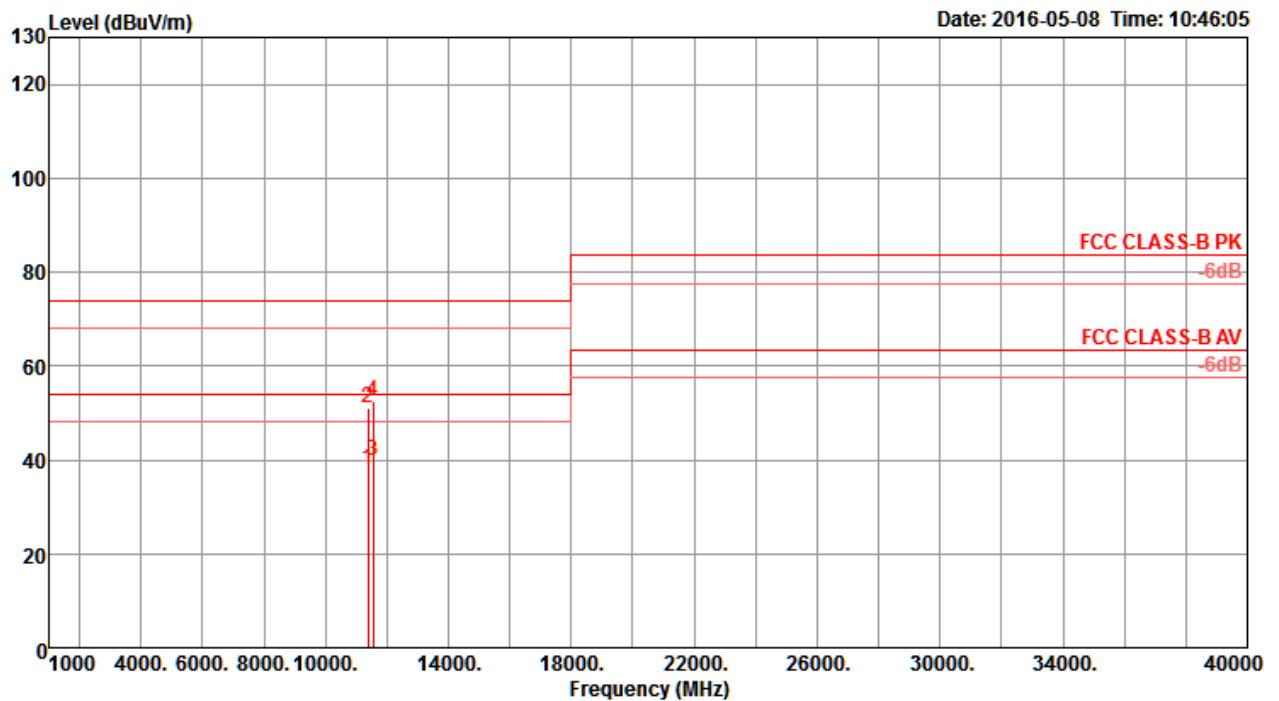
Vertical



	Freq	Level	Limit	Over	Read	CableAntenna	Preamp	T/Pos	A/Pos	Remark	Pol/Phase
	MHz	dBuV/m	dBuV/m	dB	dBuV	dB	dB/m	deg	cm		
1	11216.70	51.05	74.00	-22.95	37.53	9.66	38.50	34.64	203	116 Peak	VERTICAL
2	11220.88	38.13	54.00	-15.87	24.61	9.66	38.50	34.64	203	116 Average	VERTICAL
3	11548.40	39.81	54.00	-14.19	26.34	9.61	38.51	34.65	196	126 Average	VERTICAL
4	11554.22	52.58	74.00	-21.42	39.09	9.61	38.53	34.65	196	126 Peak	VERTICAL

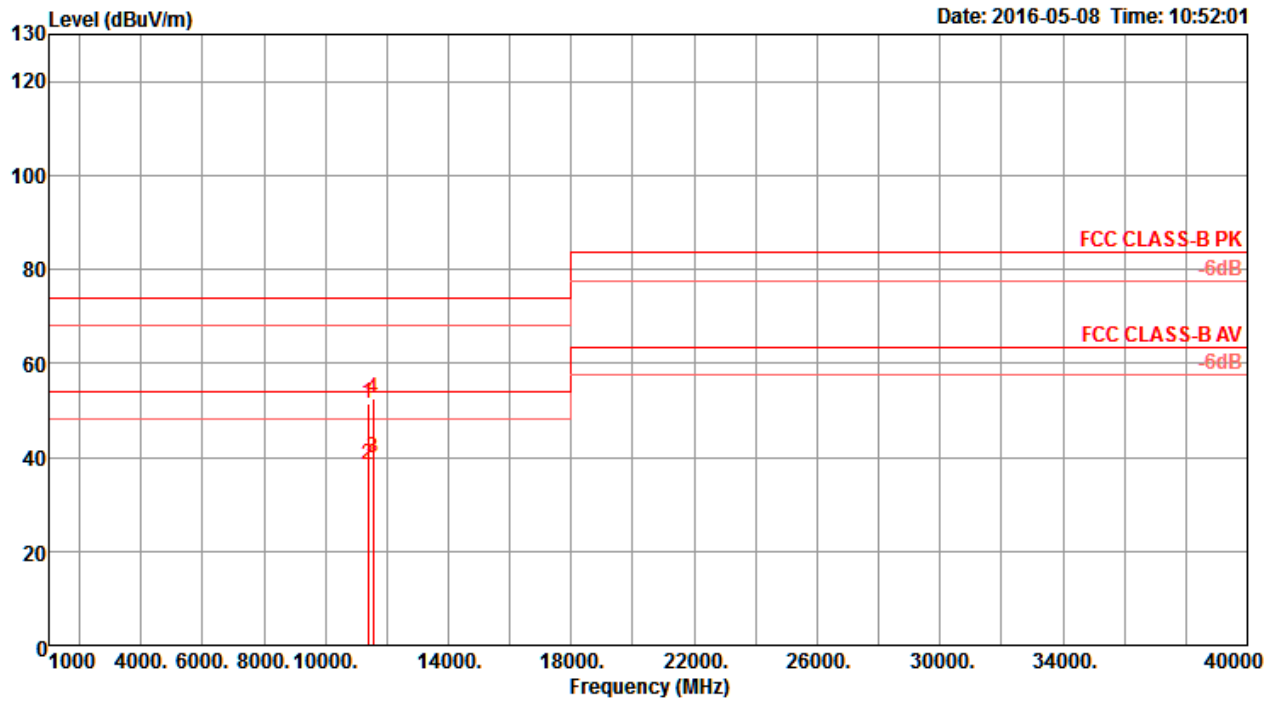
Temperature	22°C	Humidity	56%
Test Engineer	Peter Wu & Gary Chu	Configurations	IEEE 802.11ac MCS0/Nss2 VHT80+80 Type 11 / CH 138+155 / Chain 1 + Chain 2 + Chain 3 + Chain 4
Test Mode	Mode 2		

Horizontal



	Freq	Level	Limit	Over	Read	Cable	Antenna	Preamp	T/Pos	A/Pos	Remark	Pol/Phase
	MHz	dBuV/m	dBuV/m	dB	dBuV	dB	dB/m	dB	deg	cm		
1	11381.56	38.03	54.00	-15.97	24.53	9.63	38.50	34.63	200	131	Average	HORIZONTAL
2	11384.52	51.11	74.00	-22.89	37.61	9.63	38.50	34.63	200	131	Peak	HORIZONTAL
3	11546.48	39.77	54.00	-14.23	26.28	9.61	38.51	34.63	171	107	Average	HORIZONTAL
4	11551.06	52.33	74.00	-21.67	38.84	9.61	38.53	34.65	171	107	Peak	HORIZONTAL

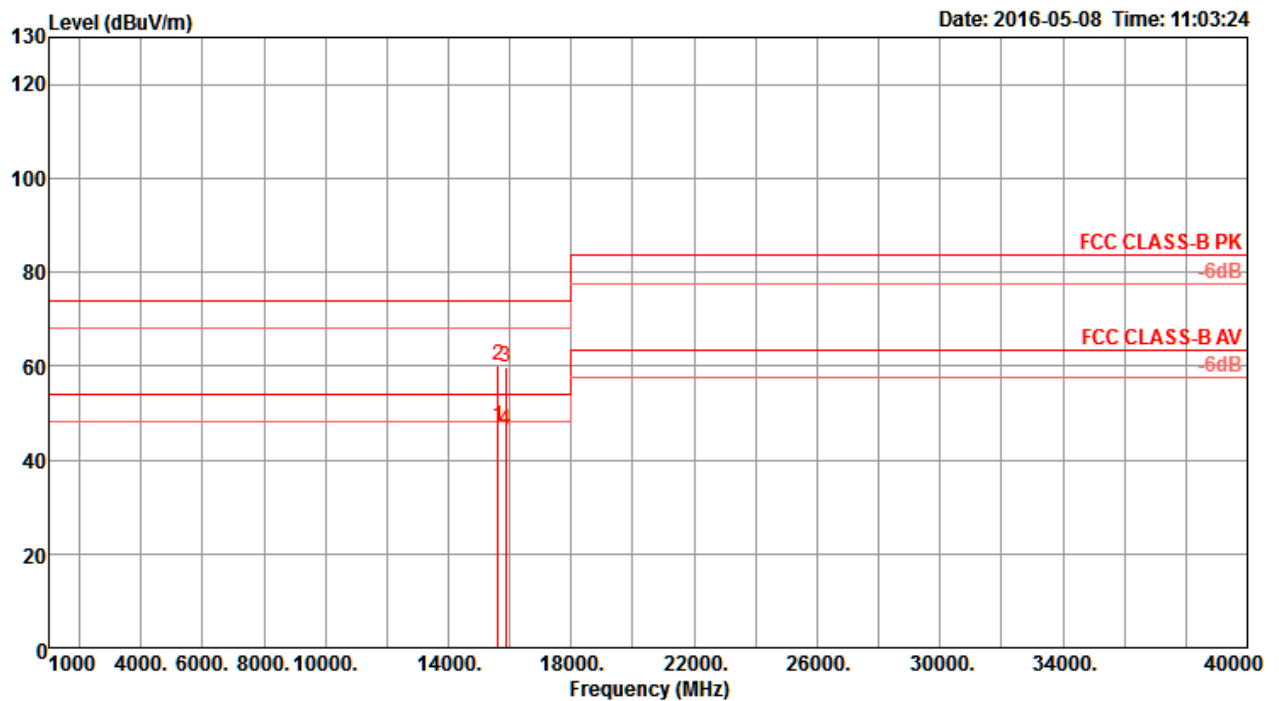
Vertical



	Freq	Level	Limit	Over	Read	CableAntenna	Preamp	T/Pos	A/Pos	Remark	Pol/Phase
	MHz	dBuV/m	dBuV/m	dB	dBuV	dB	dB/m	deg	cm		
1	11377.64	51.58	74.00	-22.42	38.08	9.63	38.50	34.63	123	123 Peak	VERTICAL
2	11384.48	38.46	54.00	-15.54	24.96	9.63	38.50	34.63	123	123 Average	VERTICAL
3	11548.68	39.85	54.00	-14.15	26.38	9.61	38.51	34.65	133	113 Average	VERTICAL
4	11550.96	52.43	74.00	-21.57	38.94	9.61	38.53	34.65	133	113 Peak	VERTICAL

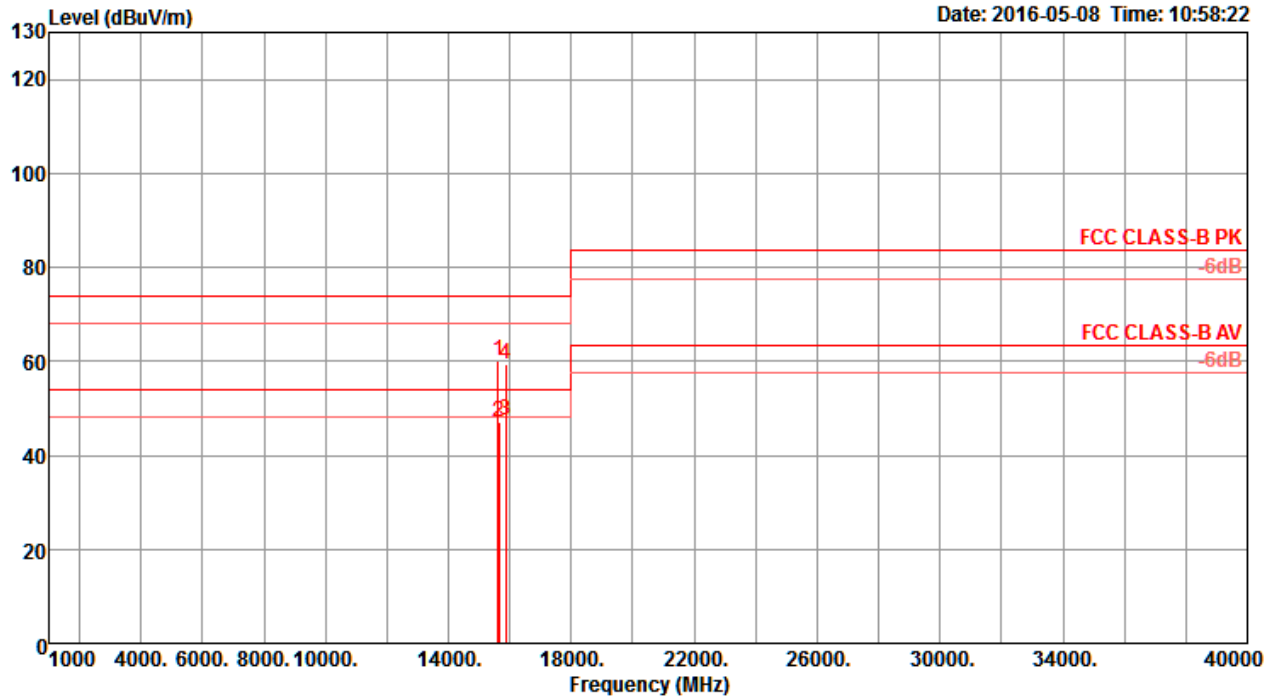
Temperature	22°C	Humidity	56%
Test Engineer	Peter Wu & Gary Chu	Configurations	IEEE 802.11ac MCS0/Nss2 VHT80+80 Type 12 / CH 42+58 / Chain 1 + Chain 2 + Chain 3 + Chain 4
Test Mode	Mode 2		

Horizontal



	Freq	Level	Limit	Over	Read	Cable	Antenna	Preamp	T/Pos	A/Pos	Remark	Pol/Phase
	MHz	dBuV/m	dBuV/m	dB	dBuV	dB	dB/m	dB	deg	cm		
1	15625.08	47.22	54.00	-6.78	32.41	11.25	38.29	34.73	94	142	Average	HORIZONTAL
2	15628.54	60.07	74.00	-13.93	45.26	11.25	38.29	34.73	94	142	Peak	HORIZONTAL
3	15865.42	59.83	74.00	-14.17	44.80	11.31	38.61	34.89	127	128	Peak	HORIZONTAL
4	15867.70	46.20	54.00	-7.80	31.22	11.31	38.61	34.94	127	128	Average	HORIZONTAL

Vertical

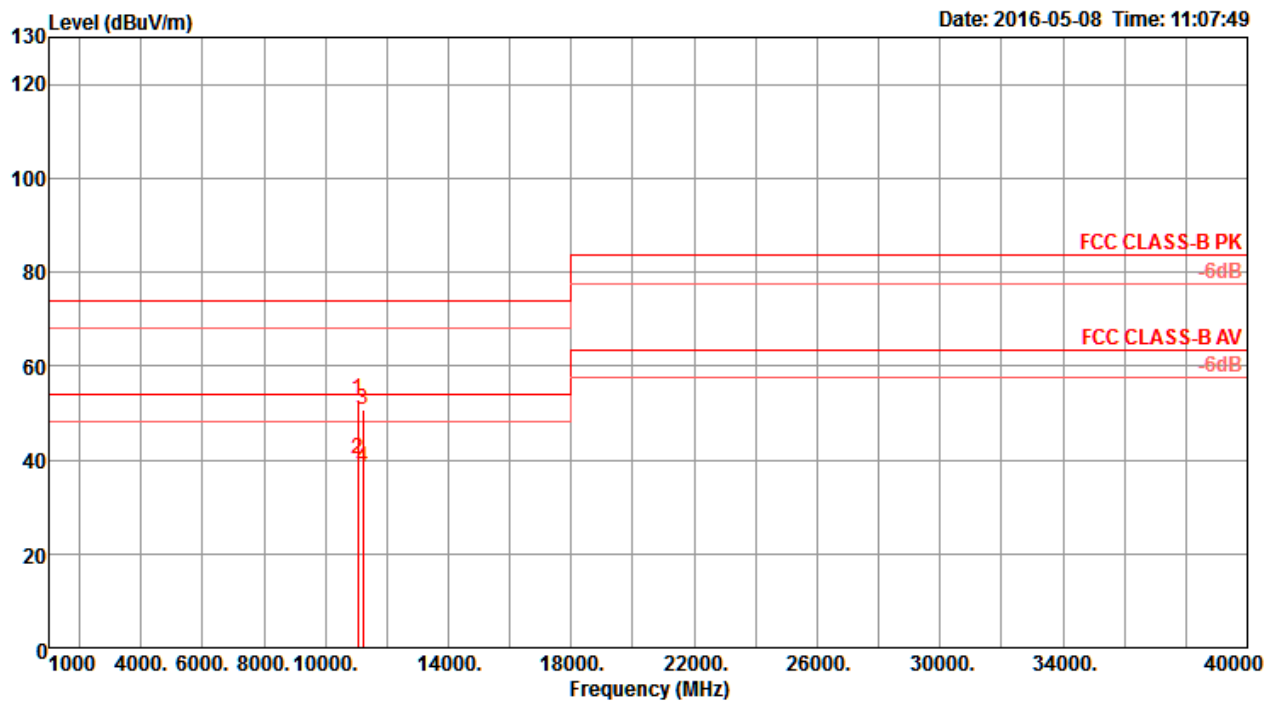


	Freq	Level	Limit	Over	Read	CableAntenna	Preamp	T/Pos	A/Pos	Remark	Pol/Phase
	MHz	dBuV/m	dBuV/m	dB	dBuV	dB	dB/m	deg	cm		
1	15631.36	60.09	74.00	-13.91	45.28	11.25	38.29	34.73	115	113 Peak	VERTICAL
2	15634.54	47.02	54.00	-6.98	32.21	11.25	38.29	34.73	115	113 Average	VERTICAL
3	15868.06	47.26	54.00	-6.74	32.28	11.31	38.61	34.94	101	136 Average	VERTICAL
4	15873.00	59.29	74.00	-14.71	44.31	11.31	38.61	34.94	101	136 Peak	VERTICAL



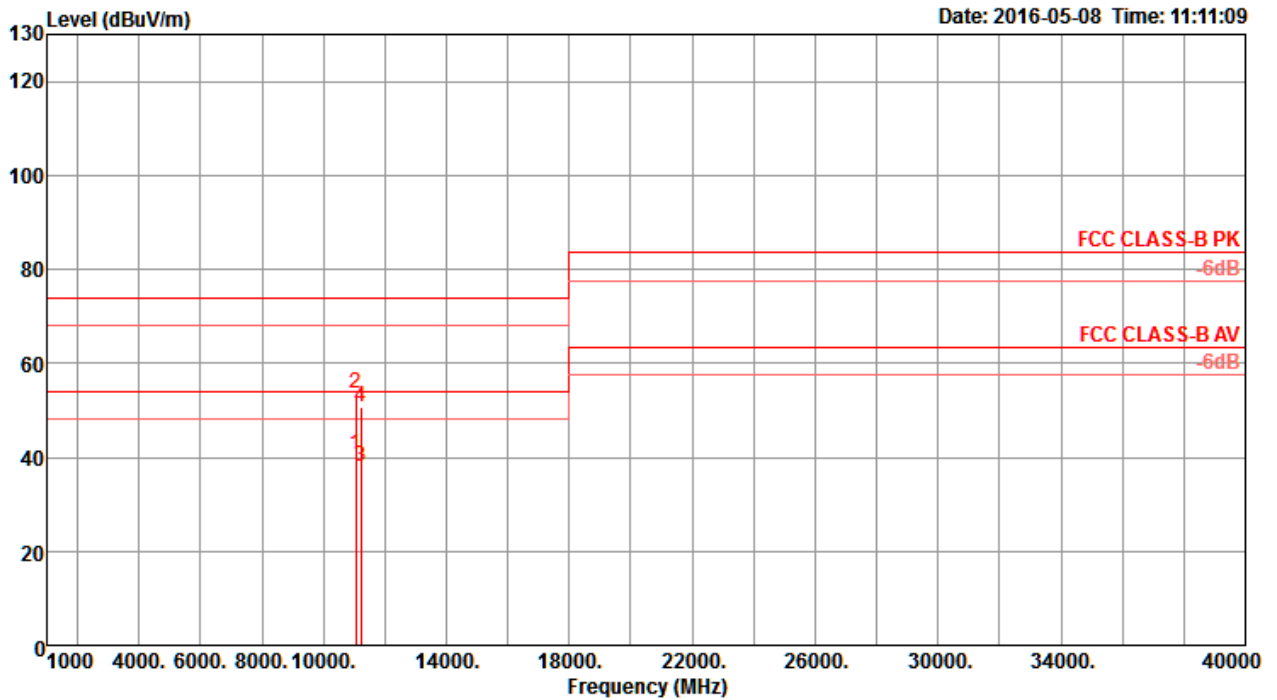
Temperature	22°C	Humidity	56%
Test Engineer	Peter Wu & Gary Chu	Configurations	IEEE 802.11ac MCS0/Nss2 VHT80+80 Type 13 / CH 106+122 / Chain 1 + Chain 2 + Chain 3 + Chain 4
Test Mode	Mode 2		

Horizontal



	Freq	Level	Limit	Over	Read	Cable	Antenna	Preamp	T/Pos	A/Pos	Remark	Pol/Phase
	MHz	dBuV/m	dBuV/m	dB	dBuV	dB	dB/m	dB	deg	cm		
1	11058.78	52.86	74.00	-21.14	39.34	9.68	38.50	34.66	97	101	Peak	HORIZONTAL
2	11063.96	40.16	54.00	-13.84	26.65	9.67	38.50	34.66	97	101	Average	HORIZONTAL
3	11215.92	50.87	74.00	-23.13	37.35	9.66	38.50	34.64	105	123	Peak	HORIZONTAL
4	11216.46	38.49	54.00	-15.51	24.97	9.66	38.50	34.64	105	123	Average	HORIZONTAL

Vertical



	Freq	Level	Limit	Over	Read	Cable	Antenna	Preamp	T/Pos	A/Pos	Remark	Pol/Phase
	MHz	dBuV/m	dBuV/m	dB	dBuV	dB	dB/m	dB	deg	cm		
1	11062.02	40.70	54.00	-13.30	27.19	9.67	38.50	34.66	225	107	Average	VERTICAL
2	11062.08	53.68	74.00	-20.32	40.17	9.67	38.50	34.66	225	107	Peak	VERTICAL
3	11215.02	37.98	54.00	-16.02	24.46	9.66	38.50	34.64	220	122	Average	VERTICAL
4	11215.60	50.85	74.00	-23.15	37.33	9.66	38.50	34.64	220	122	Peak	VERTICAL

Note:

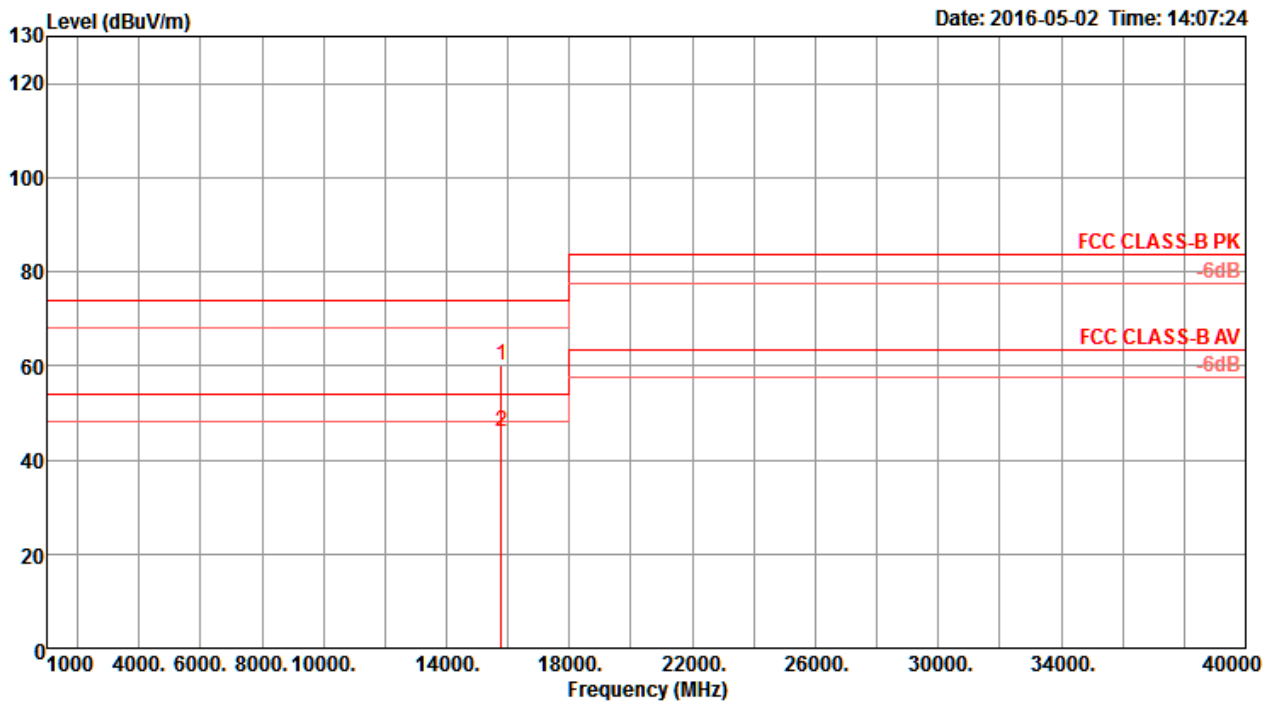
The amplitude of spurious emissions that are attenuated by more than 20dB below the permissible value has no need to be reported.

Emission level (dBuV/m) = 20 log Emission level (uV/m).

Corrected Reading: Antenna Factor + Cable Loss + Read Level - Preamp Factor = Level.

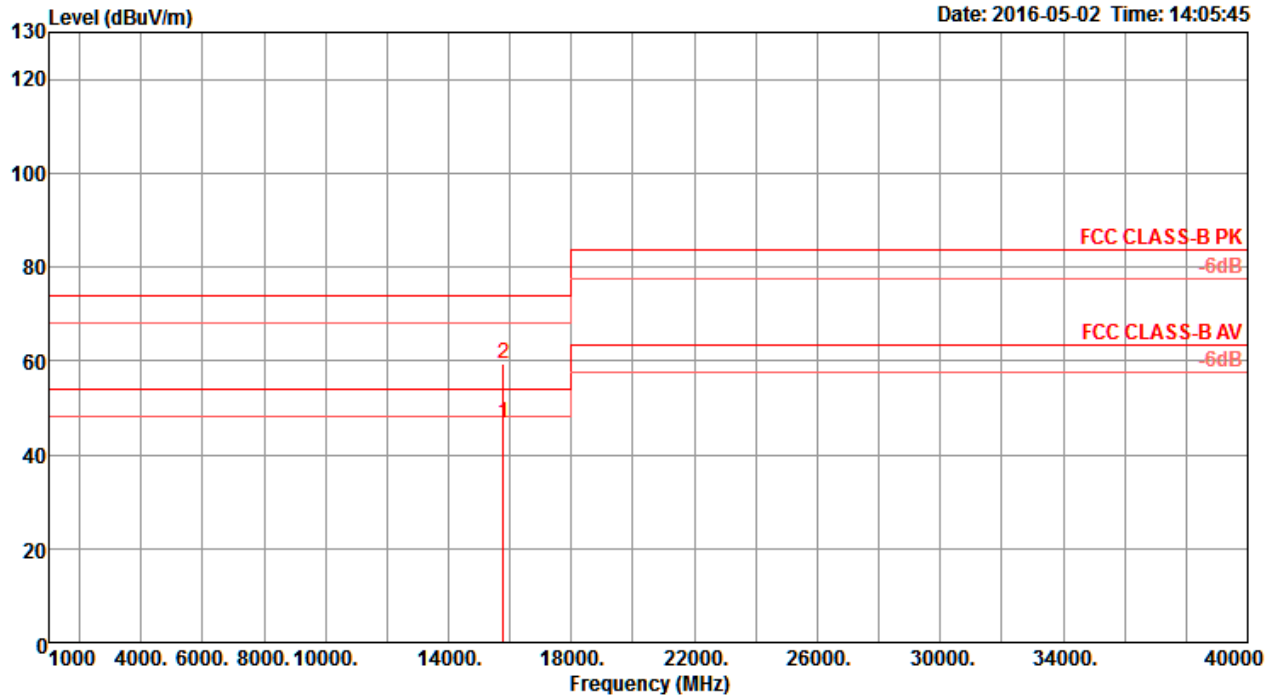
Temperature	22°C	Humidity	56%
Test Engineer	Peter Wu & Gary Chu	Configurations	IEEE 802.11a CH 52 / Chain 1 + Chain 2 + Chain 3 + Chain 4
Test Mode	Mode 3		

Horizontal



	Freq	Level	Limit	Over	Read	Cable	Antenna	Preamp	T/Pos	A/Pos	Remark	Pol/Phase
	MHz	dBuV/m	dBuV/m	dB	dBuV	dB	dB/m	dB	deg	cm		
1	15771.12	60.21	74.00	-13.79	45.29	11.29	38.48	34.85	340	190	Peak	HORIZONTAL
2	15789.68	45.96	54.00	-8.04	30.96	11.30	38.55	34.85	340	190	Average	HORIZONTAL

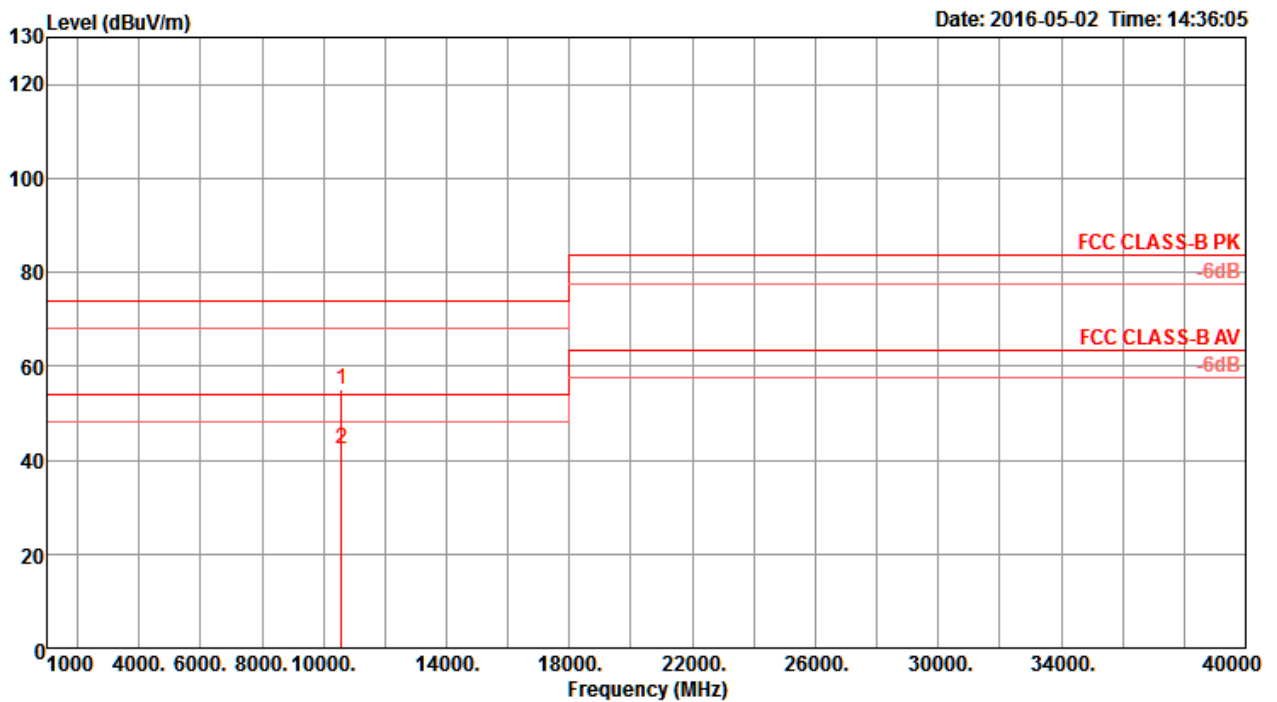
Vertical



	Freq	Level	Limit	Over	Read	Cable	Antenna	Preamp	T/Pos	A/Pos	Remark	Pol/Phase
	MHz	dBuV/m	dBuV/m	dB	dBuV	dB	dB/m	dB	deg	cm		
1	15771.60	46.86	54.00	-7.14	31.94	11.29	38.48	34.85	127	205	Average	VERTICAL
2	15775.28	59.27	74.00	-14.73	44.35	11.29	38.48	34.85	127	205	Peak	VERTICAL

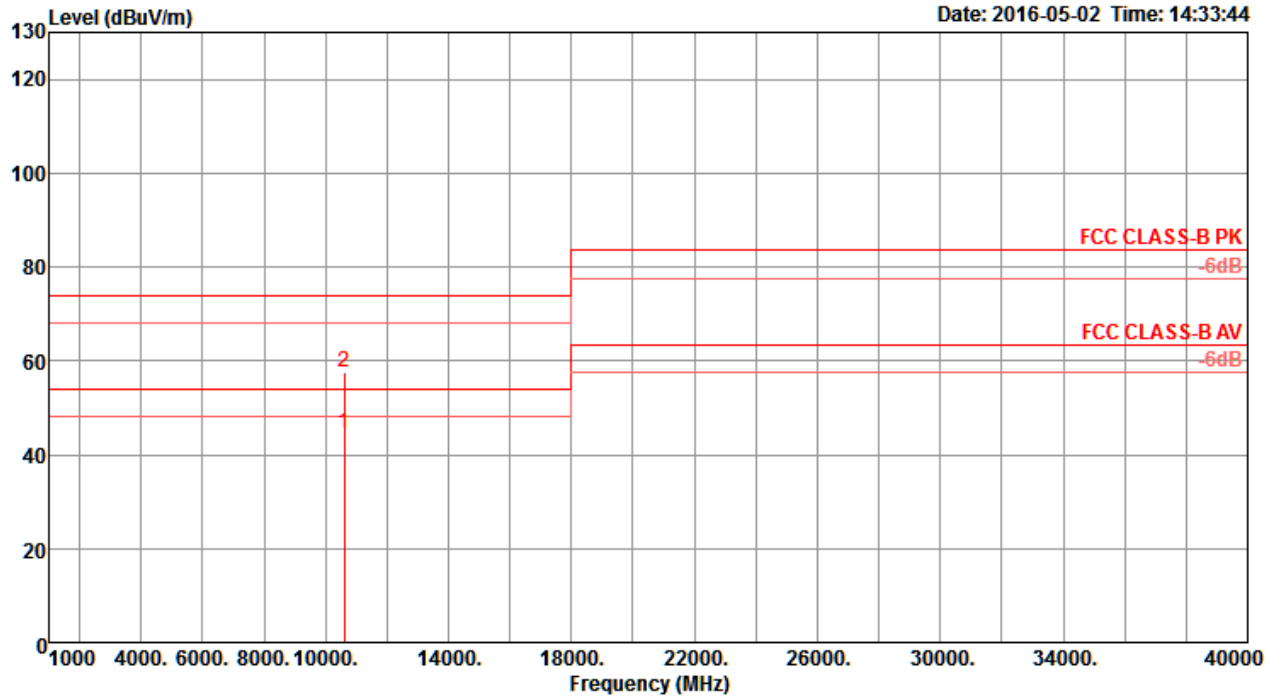
Temperature	22°C	Humidity	56%
Test Engineer	Peter Wu & Gary Chu	Configurations	IEEE 802.11a CH 60 / Chain 1 + Chain 2 + Chain 3 + Chain 4
Test Mode	Mode 3		

Horizontal



	Freq	Level	Limit	Over	Read	CableAntenna	Preamp	T/Pos	A/Pos	Remark	Pol/Phase
	MHz	dBuV/m	dBuV/m	dB	dBuV	dB	dB/m	dB	deg	cm	
1	10592.28	55.15	74.00	-18.85	41.86	9.74	38.50	34.95	340	195 Peak	HORIZONTAL
2	10592.92	42.54	54.00	-11.46	29.25	9.74	38.50	34.95	340	195 Average	HORIZONTAL

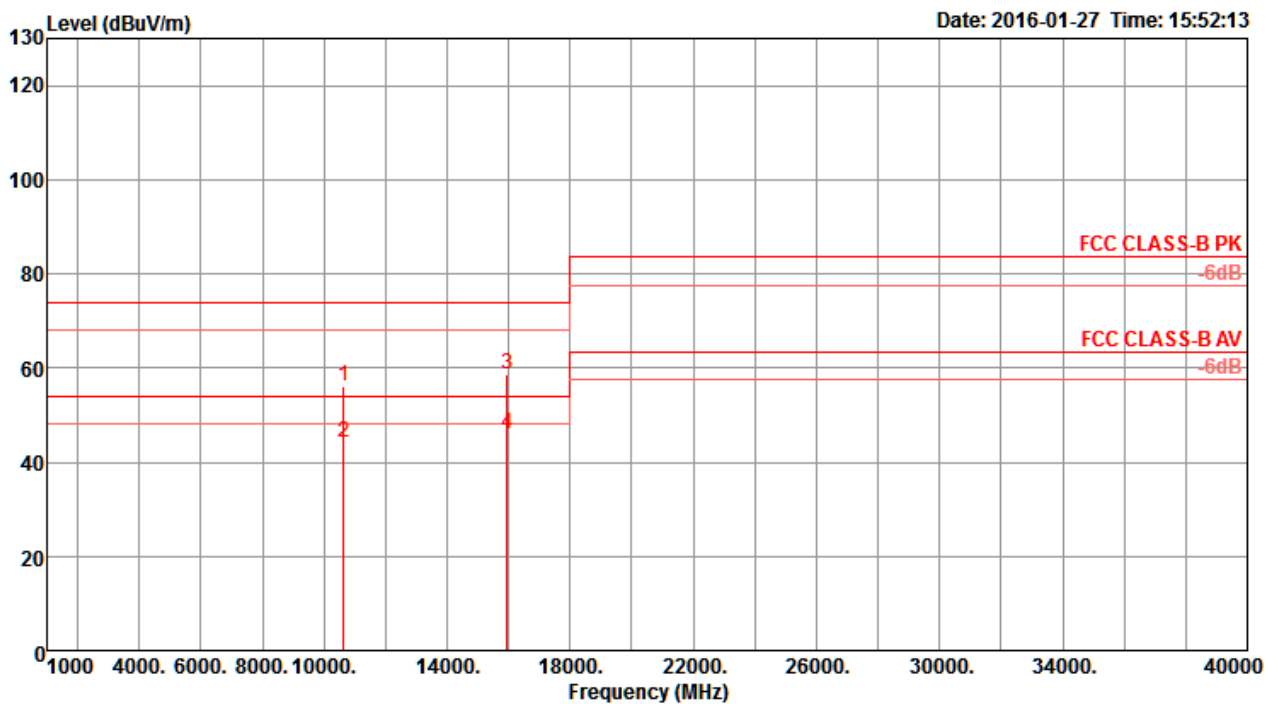
Vertical



	Freq	Level	Limit	Over	Read	Cable	Antenna	Preamp	T/Pos	A/Pos	Remark	Pol/Phase
	MHz	dBuV/m	dBuV/m	dB	dBuV	dB	dB/m	dB	deg	cm		
1	10600.16	44.46	54.00	-9.54	31.17	9.74	38.50	34.95	220	207	Average	VERTICAL
2	10601.56	57.45	74.00	-16.55	44.16	9.74	38.50	34.95	220	207	Peak	VERTICAL

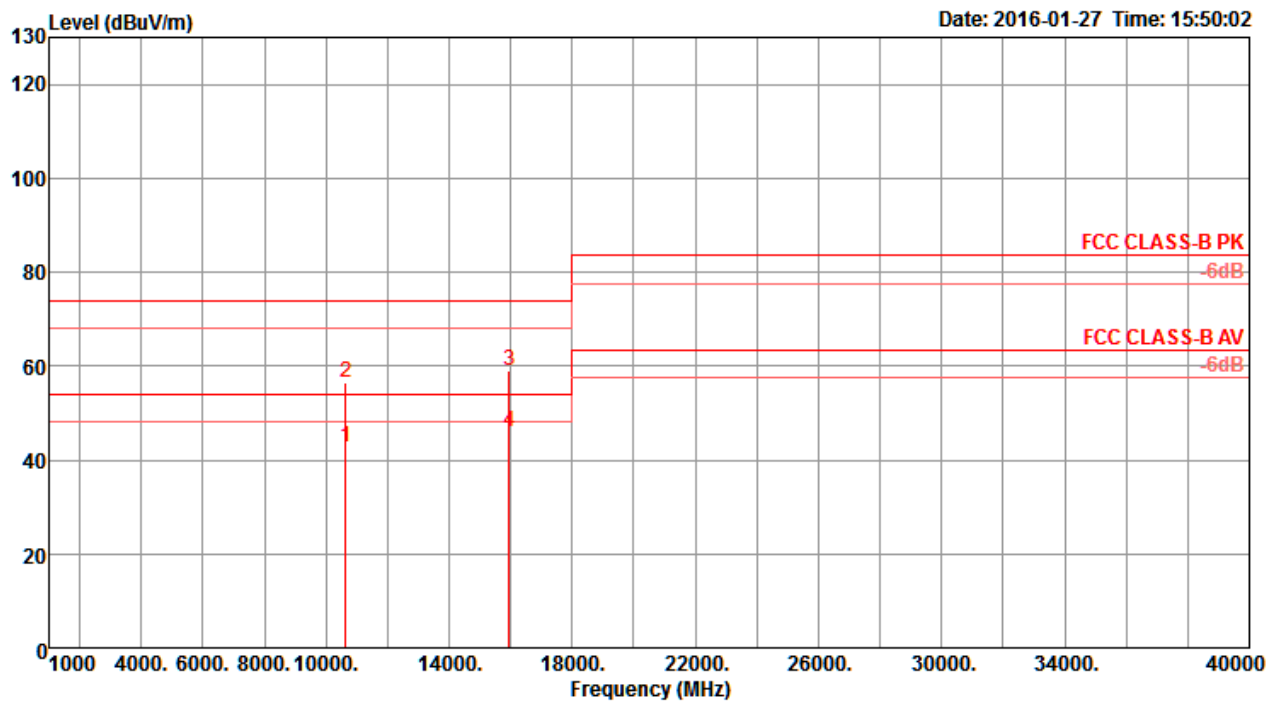
Temperature	22°C	Humidity	56%
Test Engineer	Peter Wu & Gary Chu	Configurations	IEEE 802.11a CH 64 / Chain 1 + Chain 2 + Chain 3 + Chain 4
Test Mode	Mode 3		

Horizontal



	Freq	Level	Limit	Over	Read	Cable	Antenna	Preamp	T/Pos	A/Pos	Remark	Pol/Phase
	MHz	dBuV/m	dBuV/m	dB	dBuV	dB	dB/m	dB	deg	cm		
1	10640.21	56.06	74.00	-17.94	43.28	9.18	38.50	34.90	48	159	Peak	HORIZONTAL
2	10640.36	44.19	54.00	-9.81	31.41	9.18	38.50	34.90	48	159	Average	HORIZONTAL
3	15959.52	58.59	74.00	-15.41	43.14	11.69	38.74	34.98	92	254	Peak	HORIZONTAL
4	15960.46	46.05	54.00	-7.95	30.60	11.69	38.74	34.98	92	254	Average	HORIZONTAL

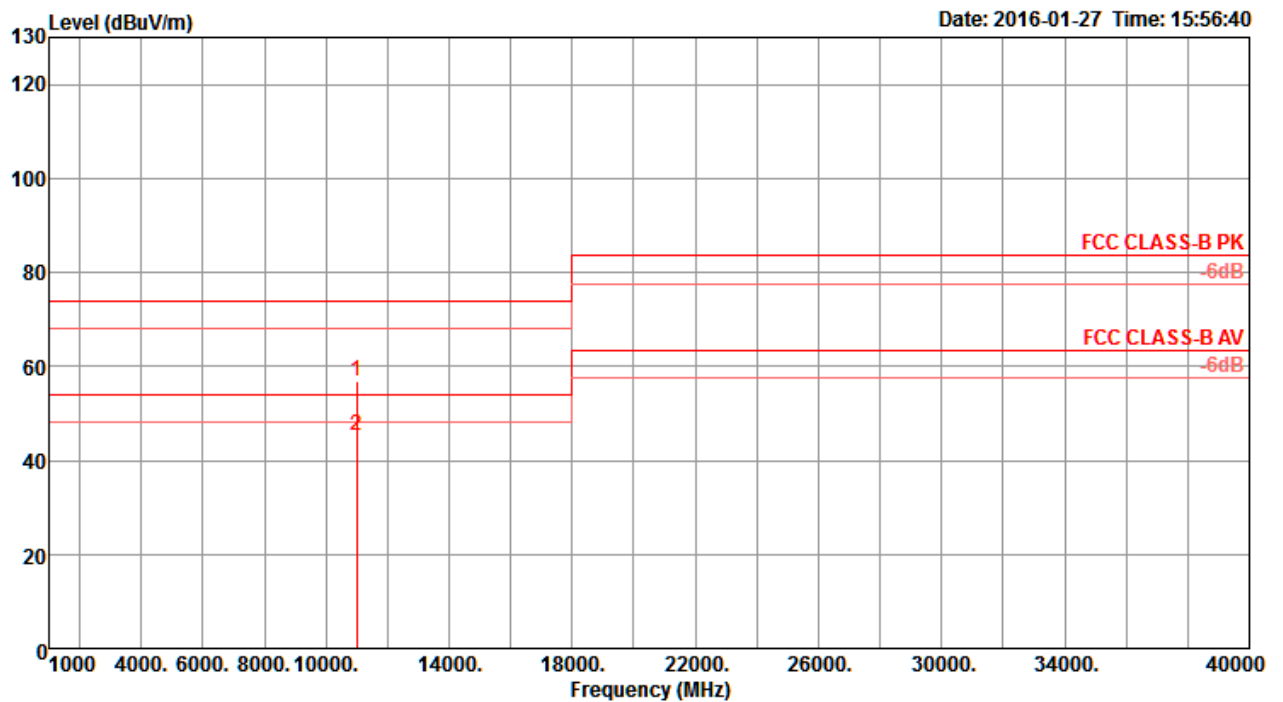
Vertical



	Freq	Level	Limit	Over	Read	CableAntenna	Preamp	T/Pos	A/Pos	Remark	Pol/Phase
	MHz	dBuV/m	dBuV/m	dB	dBuV	dB	dB/m	deg	cm		
1	10639.99	42.58	54.00	-11.42	29.80	9.18	38.50	34.90	241	114 Average	VERTICAL
2	10640.74	56.47	74.00	-17.53	43.69	9.18	38.50	34.90	241	114 Peak	VERTICAL
3	15959.10	58.86	74.00	-15.14	43.41	11.69	38.74	34.98	190	297 Peak	VERTICAL
4	15960.74	45.95	54.00	-8.05	30.50	11.69	38.74	34.98	190	297 Average	VERTICAL

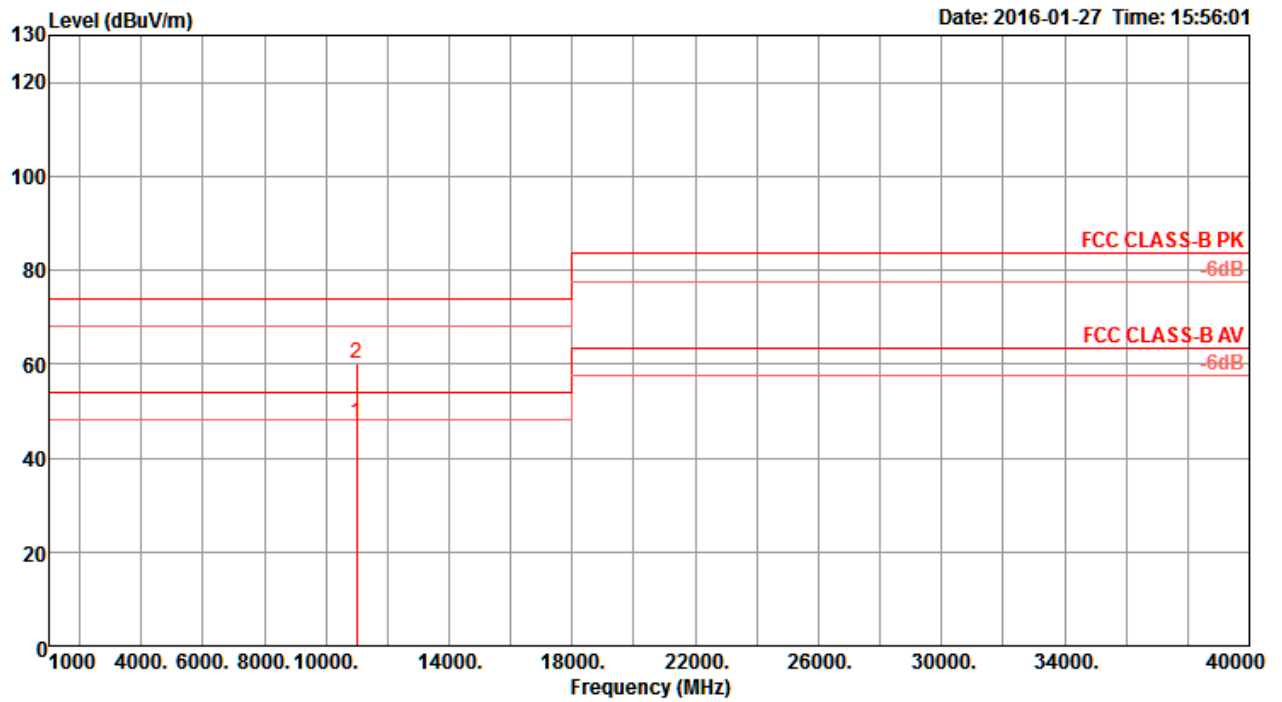
Temperature	22°C	Humidity	56%
Test Engineer	Peter Wu & Gary Chu	Configurations	IEEE 802.11a CH 100 / Chain 1 + Chain 2 + Chain 3 + Chain 4
Test Mode	Mode 3		

Horizontal



	Freq	Level	Limit	Over	Read	Cable	Antenna	Preamp	T/Pos	A/Pos	Remark	Pol/Phase
	MHz	dBuV/m	dBuV/m	dB	dBuV	dB	dB/m	dB	deg	cm		
1	10995.75	56.94	74.00	-17.06	43.72	9.38	38.50	34.66	28	160	Peak	HORIZONTAL
2	10997.80	45.19	54.00	-8.81	31.95	9.40	38.50	34.66	28	160	Average	HORIZONTAL

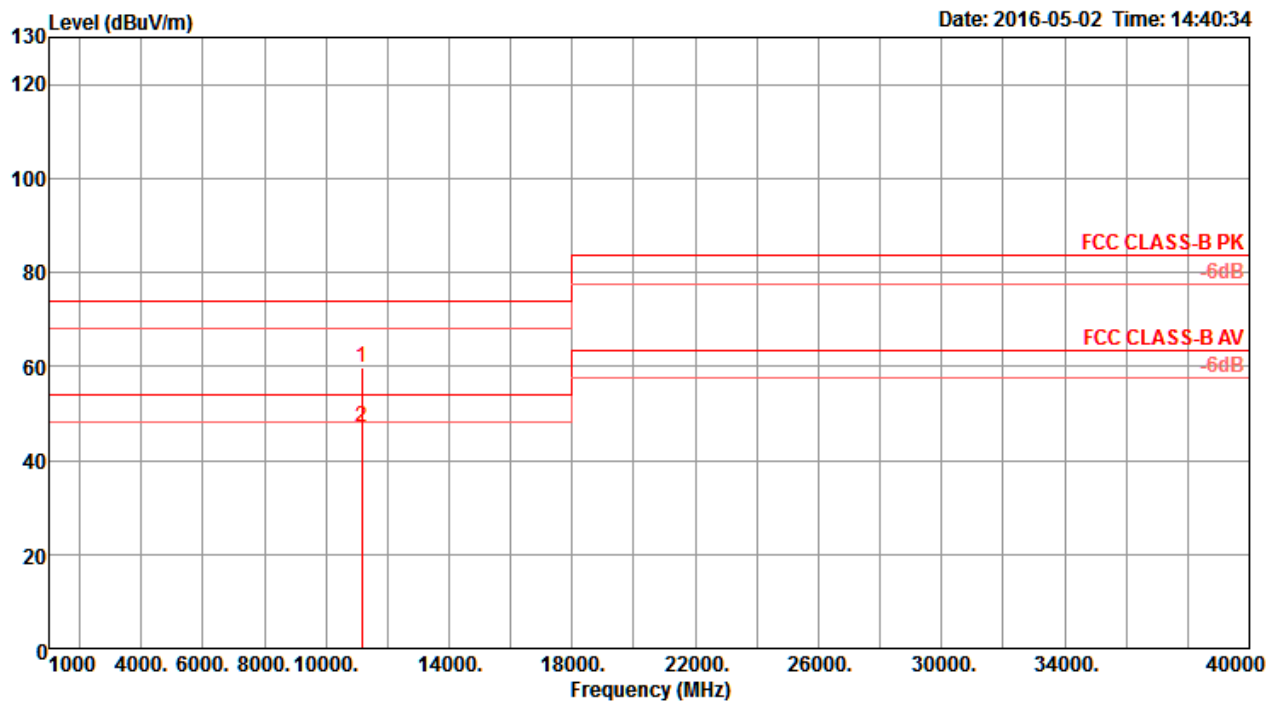
Vertical



	Freq	Level	Limit Line	Over Limit	Read Level	CableAntenna Loss	Antenna Factor	Preamp Factor	T/Pos	A/Pos	Remark	Pol/Phase
	MHz	dBuV/m	dBuV/m	dB	dBuV	dB	dB/m	dB	deg	cm		
1	10999.78	47.47	54.00	-6.53	34.23	9.40	38.50	34.66	132	200	Average	VERTICAL
2	11000.27	59.94	74.00	-14.06	46.70	9.40	38.50	34.66	132	200	Peak	VERTICAL

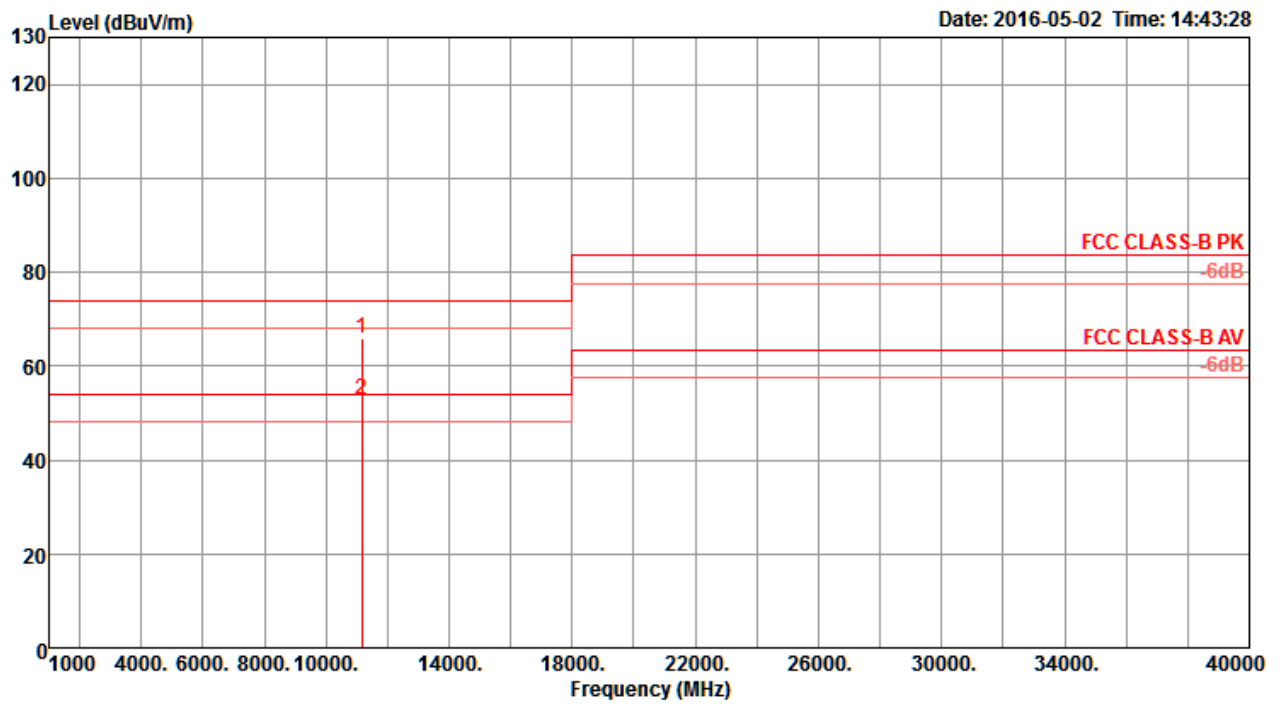
Temperature	22°C	Humidity	56%
Test Engineer	Peter Wu & Gary Chu	Configurations	IEEE 802.11a CH 116 / Chain 1 + Chain 2 + Chain 3 + Chain 4
Test Mode	Mode 3		

Horizontal



	Freq	Level	Limit	Over	Read	Cable	Antenna	Preamp	T/Pos	A/Pos	Remark	Pol/Phase
	MHz	dBuV/m	dBuV/m	dB	dBuV	dB	dB/m	dB	deg	cm		
1	11164.80	59.77	74.00	-14.23	46.26	9.66	38.50	34.65	28	202	Peak	HORIZONTAL
2	11165.84	47.04	54.00	-6.96	33.53	9.66	38.50	34.65	28	202	Average	HORIZONTAL

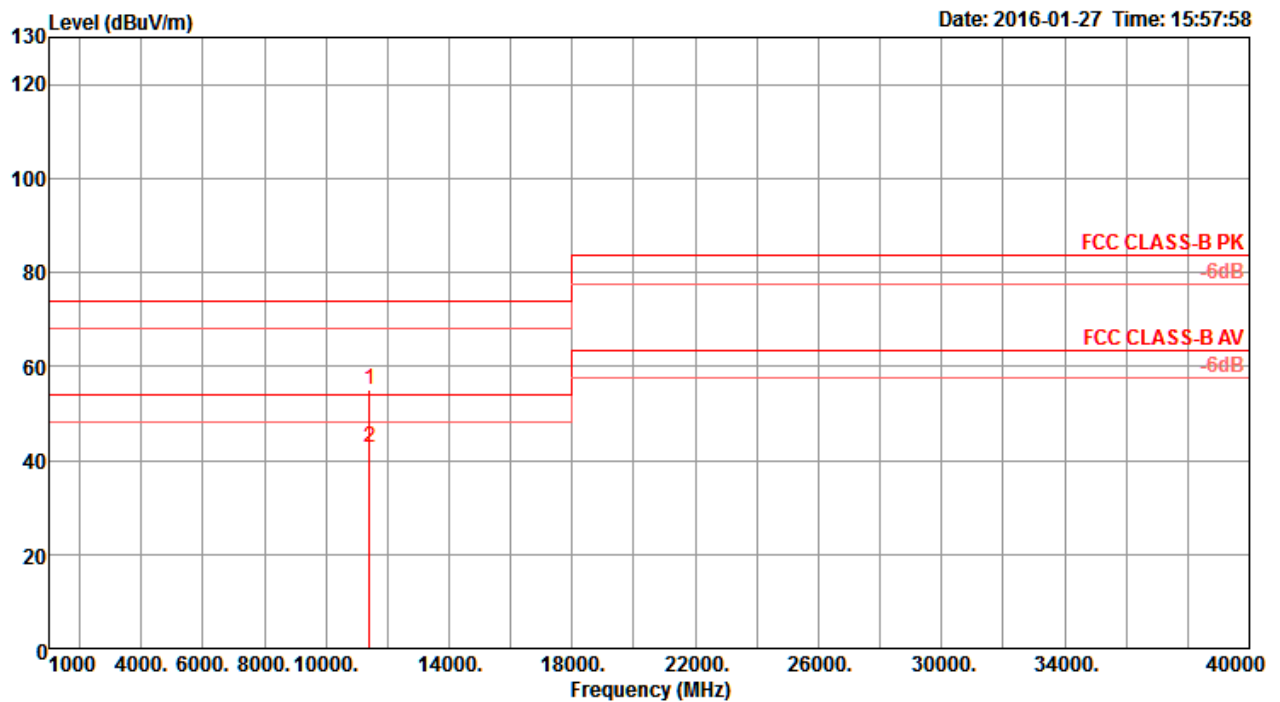
Vertical



	Freq	Level	Limit	Over	Read	Cable	Antenna	Preamp	T/Pos	A/Pos	Remark	Pol/Phase
	MHz	dBuV/m	dBuV/m	dB	dBuV	dB	dB/m	dB	deg	cm		
1	11167.60	66.02	74.00	-7.98	52.51	9.66	38.50	34.65	216	209	Peak	VERTICAL
2	11167.60	52.85	54.00	-1.15	39.34	9.66	38.50	34.65	216	209	Average	VERTICAL

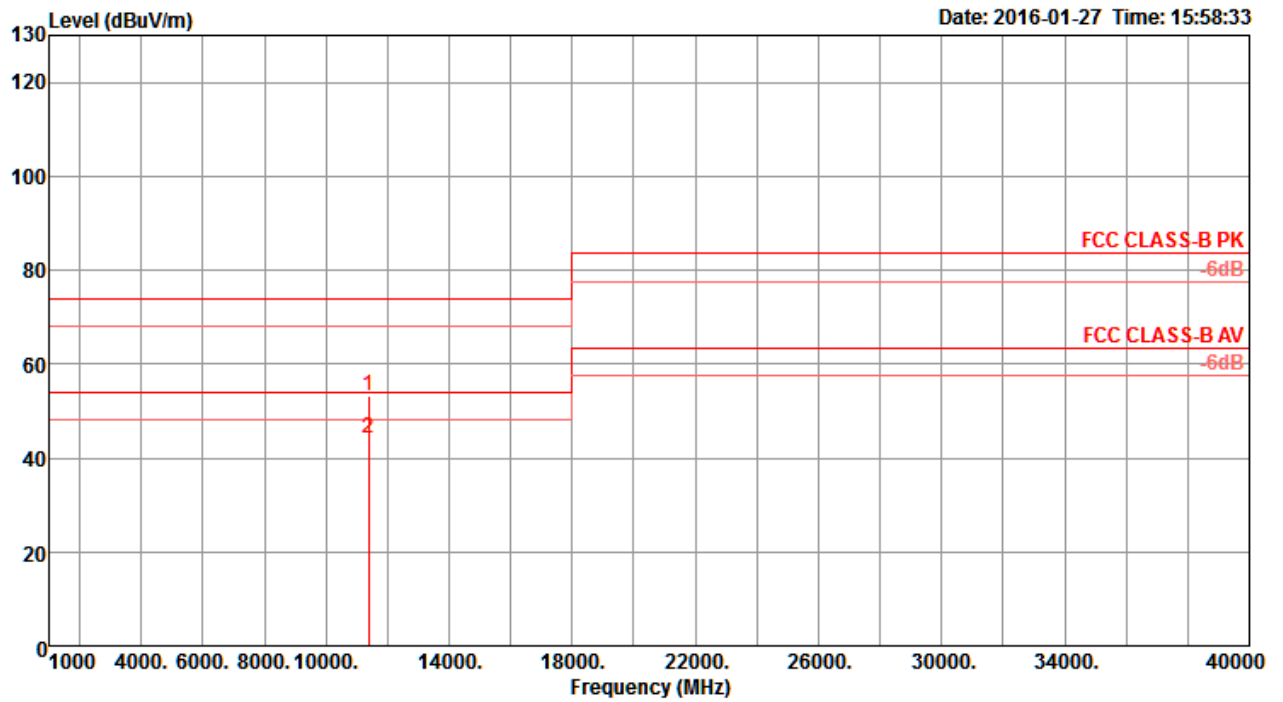
Temperature	22°C	Humidity	56%
Test Engineer	Peter Wu & Gary Chu	Configurations	IEEE 802.11a CH 140 / Chain 1 + Chain 2 + Chain 3 + Chain 4
Test Mode	Mode 3		

Horizontal



	Freq	Level	Limit	Over	Read	Cable	Antenna	Preamp	T/Pos	A/Pos	Remark	Pol/Phase
	MHz	dBuV/m	dBuV/m	dB	dBuV	dB	dB/m	dB	deg	cm		
1	11401.99	55.13	74.00	-18.87	41.64	9.62	38.50	34.63	23	151	Peak	HORIZONTAL
2	11402.58	42.90	54.00	-11.10	29.41	9.62	38.50	34.63	23	151	Average	HORIZONTAL

Vertical

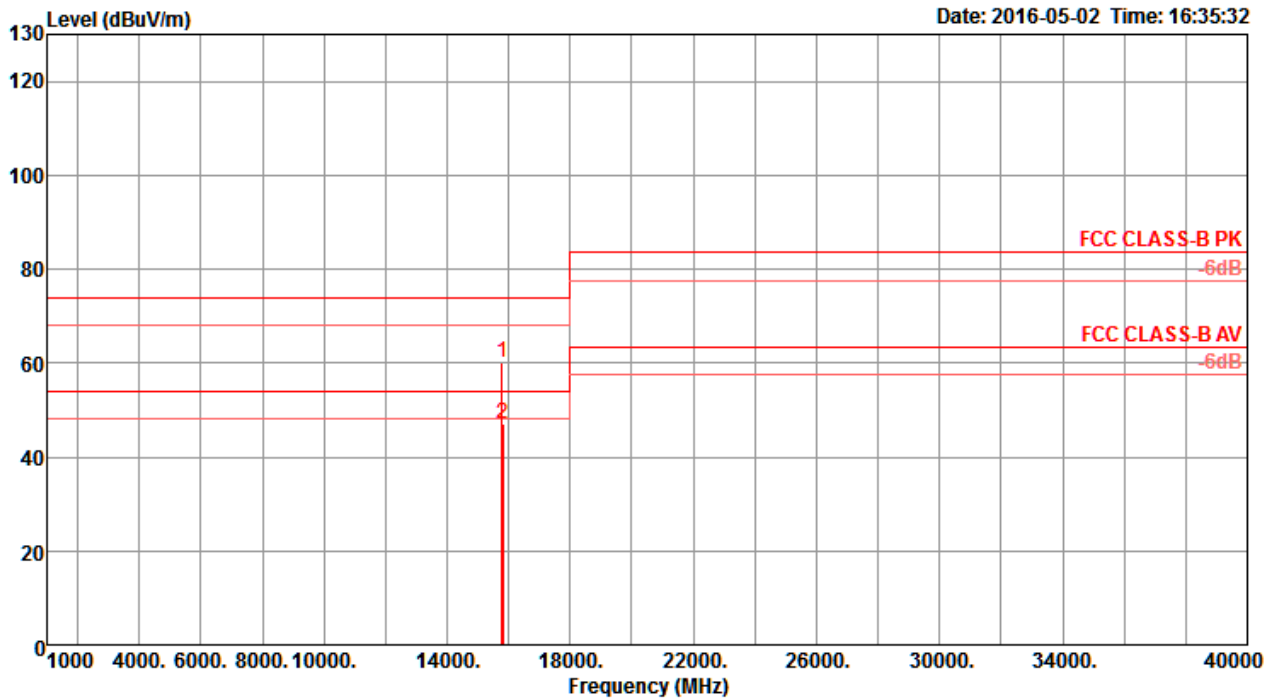


	Freq	Level	Limit	Over	Read	CableAntenna	Preamp	T/Pos	A/Pos	Remark	Pol/Phase
	MHz	dBuV/m	dBuV/m	dB	dBuV	dB	dB/m	dB	deg	cm	
1	11395.03	53.33	74.00	-20.67	39.84	9.62	38.50	34.63	114	149 Peak	VERTICAL
2	11398.00	44.18	54.00	-9.82	30.69	9.62	38.50	34.63	114	149 Average	VERTICAL



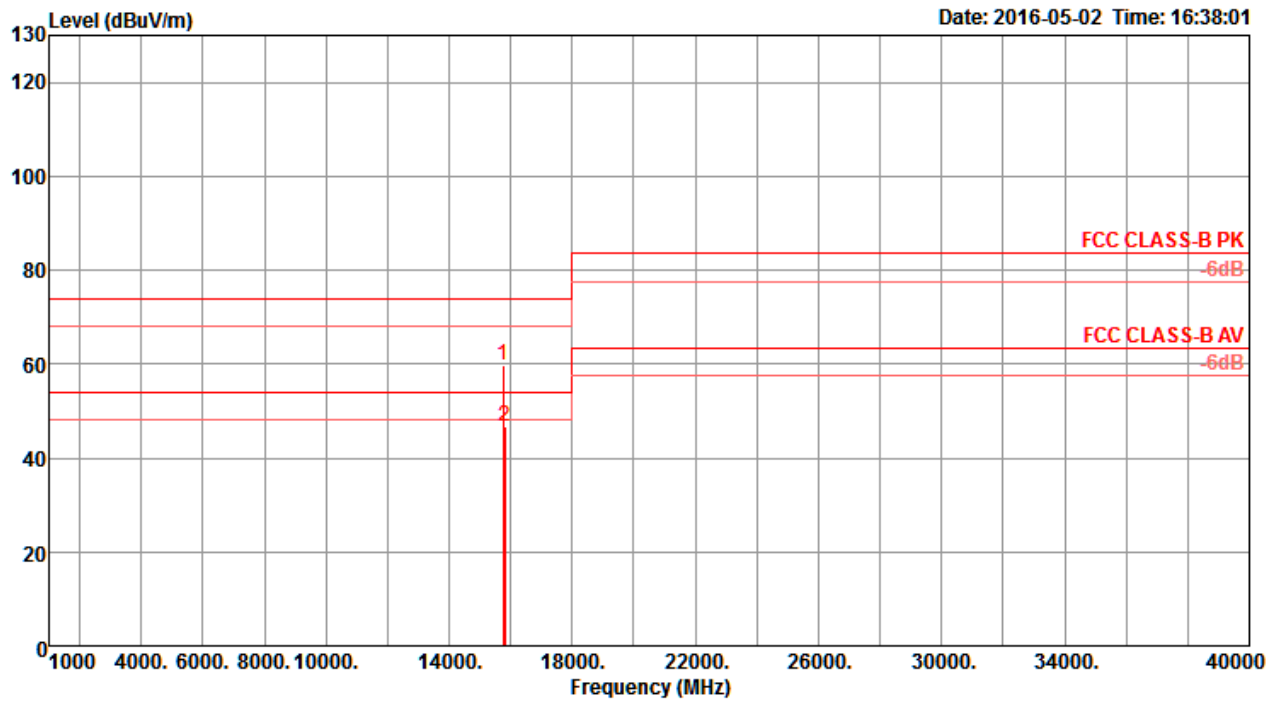
Temperature	22°C	Humidity	56%
Test Engineer	Peter Wu & Gary Chu	Configurations	IEEE 802.11ac MCS0/Nss1 VHT20 CH 52 / Chain 1 + Chain 2 + Chain 3 + Chain 4
Test Mode	Mode 3		

Horizontal



	Freq	Level	Limit	Over	Read	Cable	Antenna	Preamp	T/Pos	A/Pos	Remark	Pol/Phase
	MHz	dBuV/m	dBuV/m	dB	dBuV	dB	dB/m	dB	deg	cm		
1	15785.12	60.04	74.00	-13.96	45.04	11.30	38.55	34.85	348	158	Peak	HORIZONTAL
2	15818.40	46.94	54.00	-7.06	31.98	11.30	38.55	34.89	348	158	Average	HORIZONTAL

Vertical

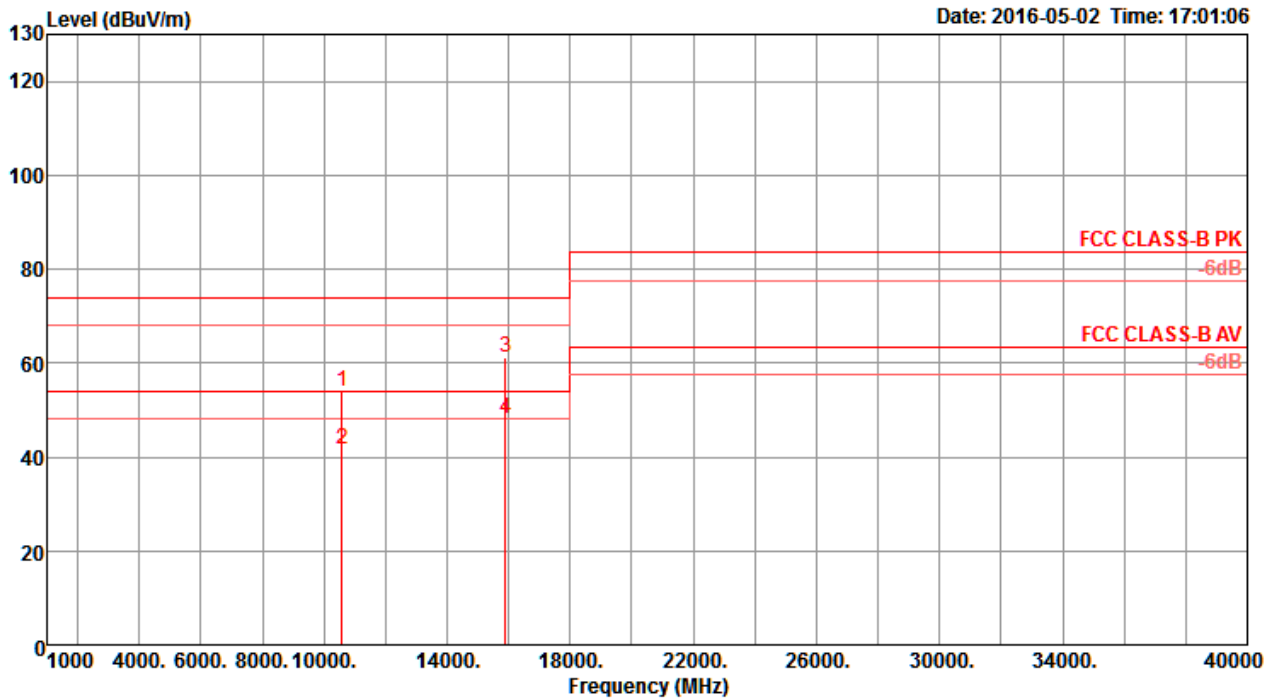


	Freq	Level	Limit	Over	Read	CableAntenna	Preamp	T/Pos	A/Pos	Remark	Pol/Phase
	MHz	dBuV/m	dBuV/m	dB	dBuV	dB	dB/m	deg	cm		
1	15747.52	59.66	74.00	-14.34	44.70	11.29	38.48	34.81	106	199 Peak	VERTICAL
2	15816.64	46.86	54.00	-7.14	31.90	11.30	38.55	34.89	106	199 Average	VERTICAL



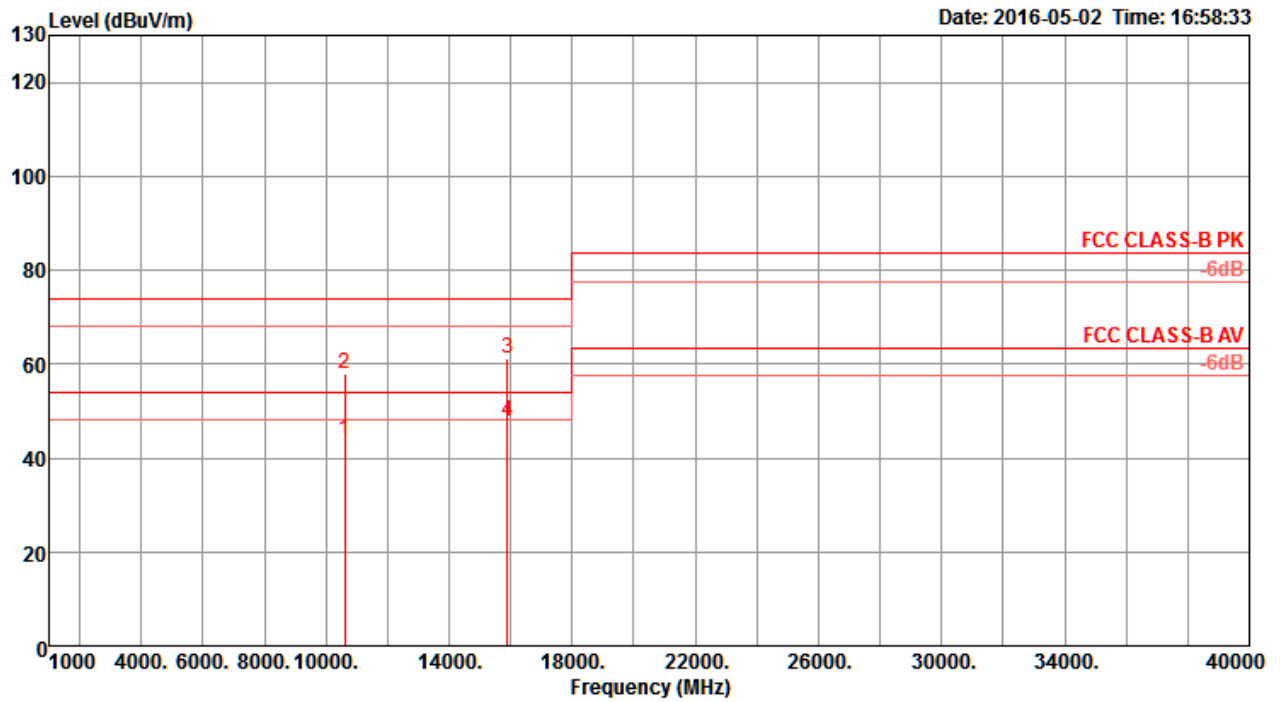
Temperature	22°C	Humidity	56%
Test Engineer	Peter Wu & Gary Chu	Configurations	IEEE 802.11ac MCS0/Nss1 VHT20 CH 60 / Chain 1 + Chain 2 + Chain 3 + Chain 4
Test Mode	Mode 3		

Horizontal



	Freq	Level	Limit	Over	Read	Cable	Antenna	Preamp	T/Pos	A/Pos	Remark	Pol/Phase
	MHz	dBuV/m	dBuV/m	dB	dBuV	dB	dB/m	dB	deg	cm		
1	10590.04	54.10	74.00	-19.90	40.81	9.74	38.50	34.95	46	211	Peak	HORIZONTAL
2	10592.56	41.69	54.00	-12.31	28.40	9.74	38.50	34.95	46	211	Average	HORIZONTAL
3	15892.04	61.29	74.00	-12.71	46.24	11.32	38.67	34.94	288	138	Peak	HORIZONTAL
4	15893.04	48.08	54.00	-5.92	33.03	11.32	38.67	34.94	288	138	Average	HORIZONTAL

Vertical

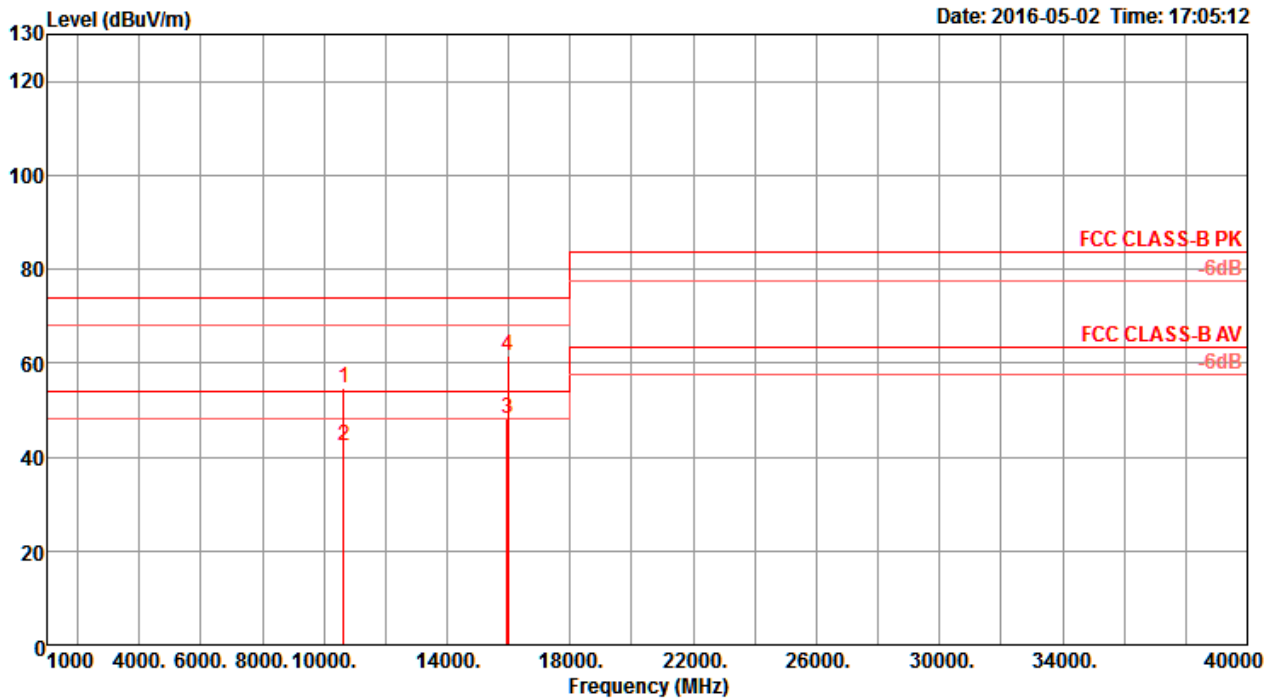


	Freq	Level	Limit	Over	Read	Cable	Antenna	Preamp	T/Pos	A/Pos	Remark	Pol/Phase
	MHz	dBuV/m	dBuV/m	dB	dBuV	dB	dB/m	dB	deg	cm		
1	10600.32	43.80	54.00	-10.20	30.51	9.74	38.50	34.95	222	208	Average	VERTICAL
2	10602.64	57.78	74.00	-16.22	44.49	9.74	38.50	34.95	222	208	Peak	VERTICAL
3	15892.24	61.36	74.00	-12.64	46.31	11.32	38.67	34.94	49	173	Peak	VERTICAL
4	15892.32	47.91	54.00	-6.09	32.86	11.32	38.67	34.94	49	173	Average	VERTICAL



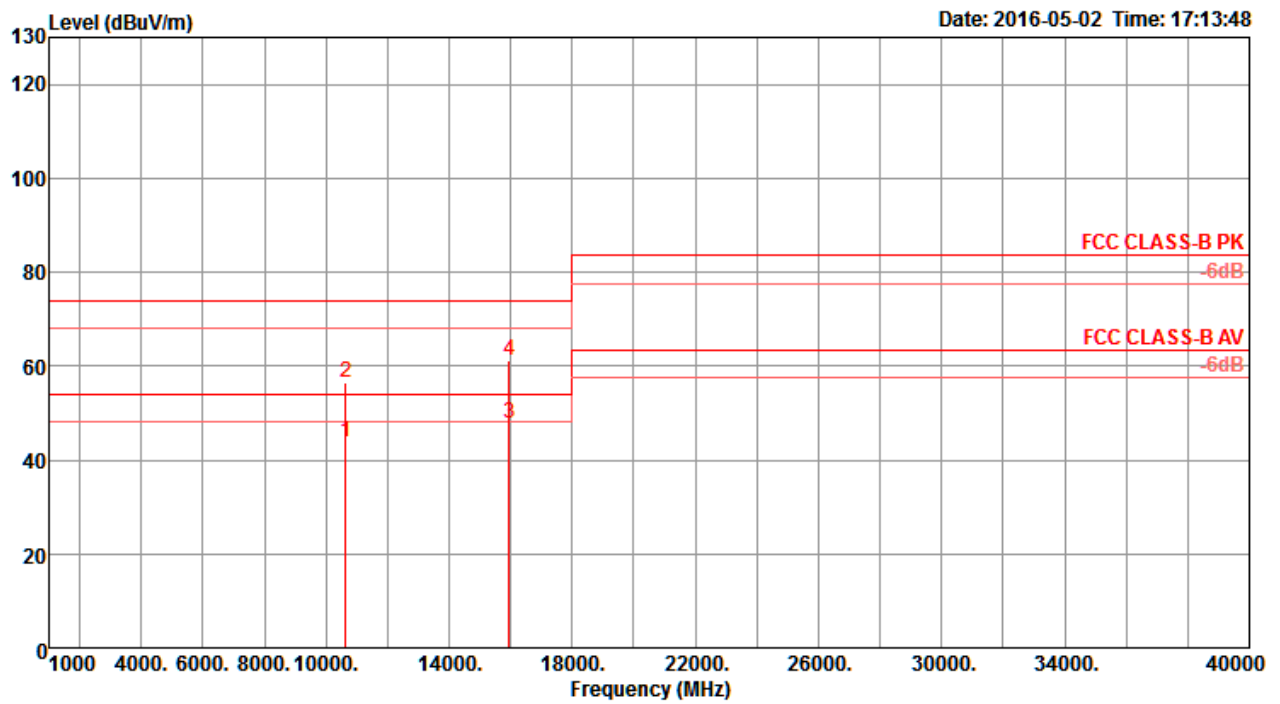
Temperature	22°C	Humidity	56%
Test Engineer	Peter Wu & Gary Chu	Configurations	IEEE 802.11ac MCS0/Nss1 VHT20 CH 64 / Chain 1 + Chain 2 + Chain 3 + Chain 4
Test Mode	Mode 3		

Horizontal



	Freq	Level	Limit Line	Over Limit	Read Level	Cable Loss	Antenna Factor	Preamp Factor	T/Pos	A/Pos	Remark	Pol/Phase
	MHz	dBuV/m	dBuV/m	dB	dBuV	dB	dB/m	dB	deg	cm		
1	10634.56	54.80	74.00	-19.20	41.50	9.73	38.50	34.93	336	207	Peak	HORIZONTAL
2	10649.36	42.38	54.00	-11.62	29.05	9.73	38.50	34.90	336	207	Average	HORIZONTAL
3	15958.20	48.03	54.00	-5.97	32.94	11.33	38.74	34.98	87	181	Average	HORIZONTAL
4	15965.28	61.58	74.00	-12.42	46.49	11.33	38.74	34.98	87	181	Peak	HORIZONTAL

Vertical

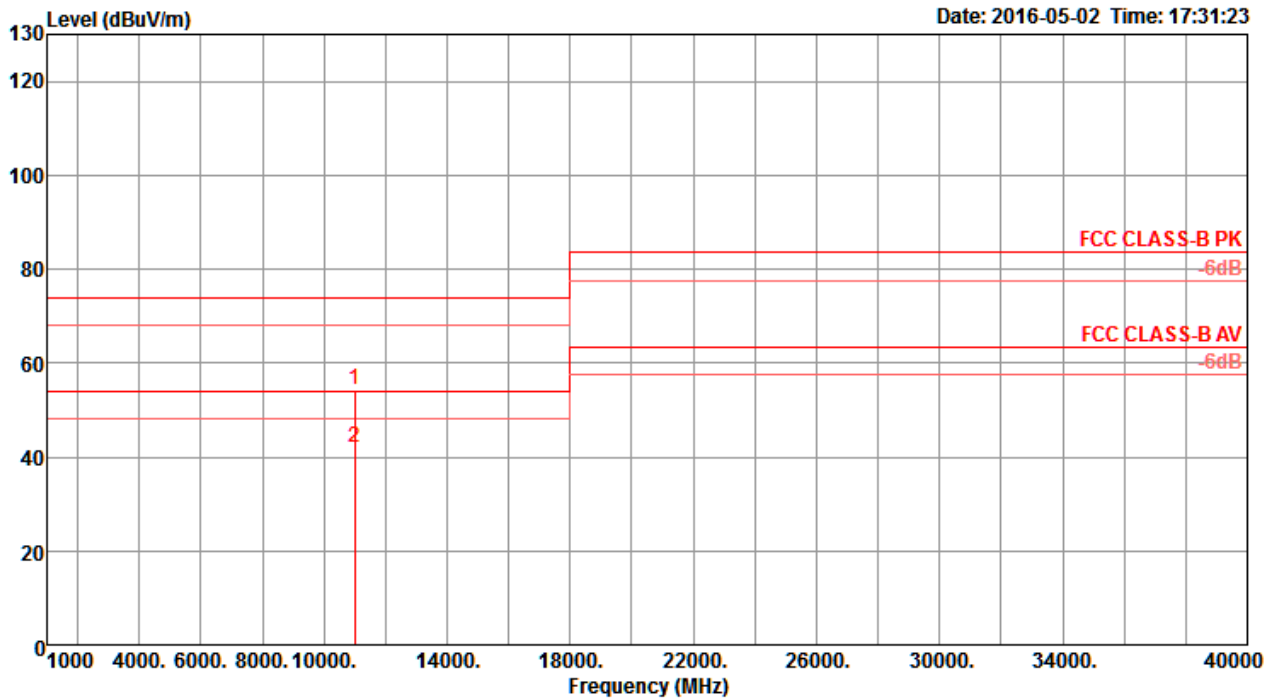


	Freq	Level	Limit	Over	Read	Cable	Antenna	Preamp	T/Pos	A/Pos	Remark	Pol/Phase
	MHz	dBuV/m	dBuV/m	dB	dBuV	dB	dB/m	dB	deg	cm		
1	10648.48	43.82	54.00	-10.18	30.49	9.73	38.50	34.90	217	175	Average	VERTICAL
2	10648.84	56.32	74.00	-17.68	42.99	9.73	38.50	34.90	217	175	Peak	VERTICAL
3	15950.84	47.92	54.00	-6.08	32.83	11.33	38.74	34.98	150	158	Average	VERTICAL
4	15951.60	61.10	74.00	-12.90	46.01	11.33	38.74	34.98	150	158	Peak	VERTICAL



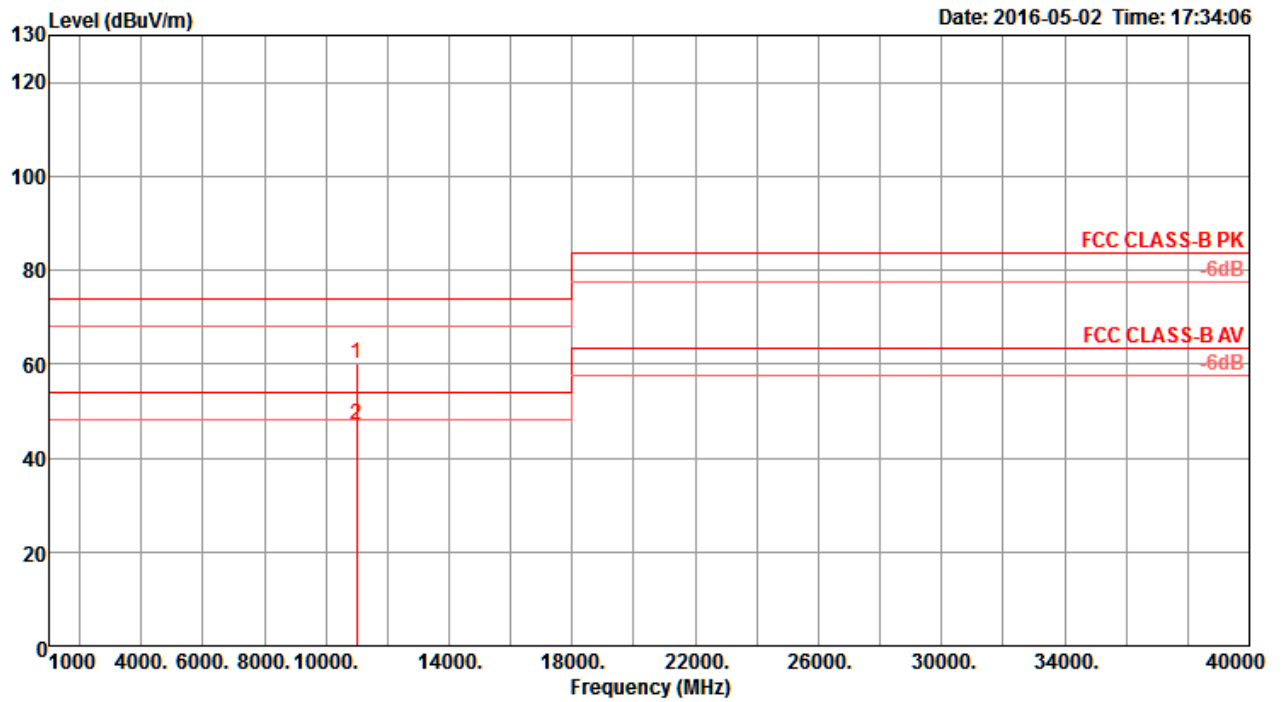
Temperature	22°C	Humidity	56%
Test Engineer	Peter Wu & Gary Chu	Configurations	IEEE 802.11ac MCS0/Nss1 VHT20 CH 100 / Chain 1 + Chain 2 + Chain 3 + Chain 4
Test Mode	Mode 3		

Horizontal



	Freq	Level	Limit	Over	Read	Cable	Antenna	Preamp	T/Pos	A/Pos	Remark	Pol/Phase
	MHz	dBuV/m	dBuV/m	dB	dBuV	dB	dB/m	dB	deg	cm		
1	10999.68	54.32	74.00	-19.68	40.80	9.68	38.50	34.66	40	155	Peak	HORIZONTAL
2	11009.72	41.90	54.00	-12.10	28.38	9.68	38.50	34.66	40	155	Average	HORIZONTAL

Vertical

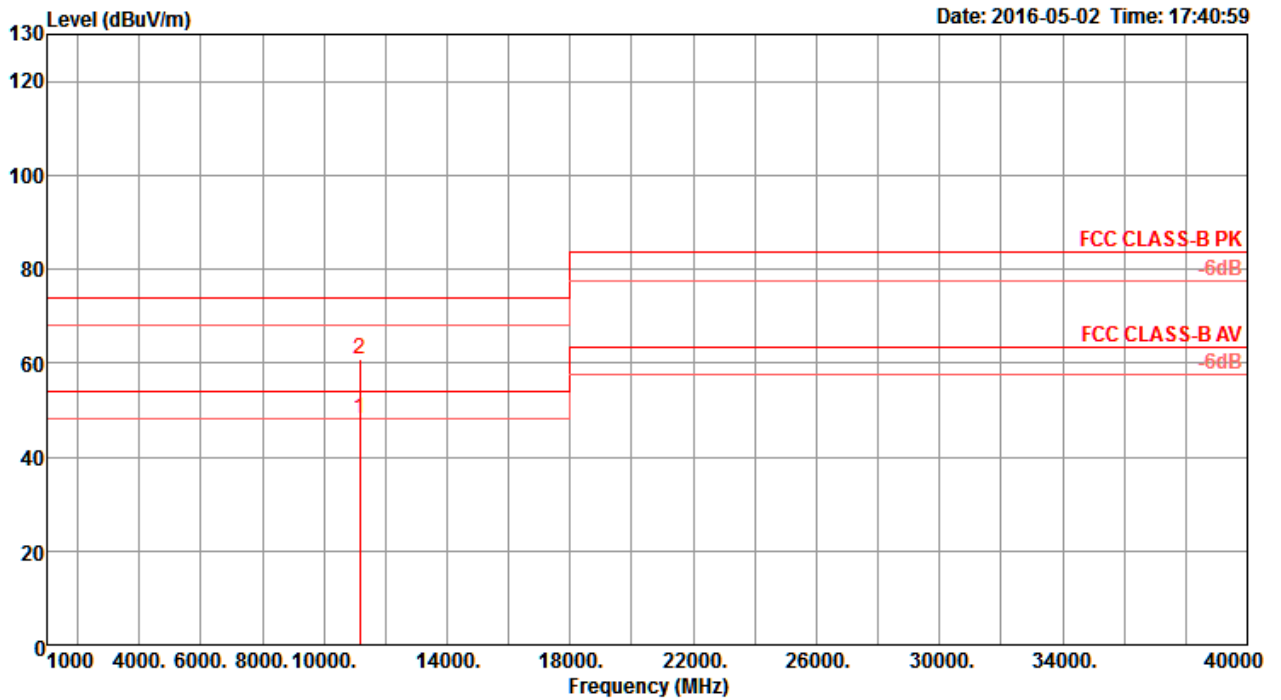


	Freq	Level	Limit	Over	Read	Cable	Antenna	Preamp	T/Pos	A/Pos	Remark	Pol/Phase
	MHz	dBuV/m	dBuV/m	dB	dBuV	dB	dB/m	dB	deg	cm		
1	11008.28	60.19	74.00	-13.81	46.67	9.68	38.50	34.66	198	213	Peak	VERTICAL
2	11008.36	46.93	54.00	-7.07	33.41	9.68	38.50	34.66	198	213	Average	VERTICAL



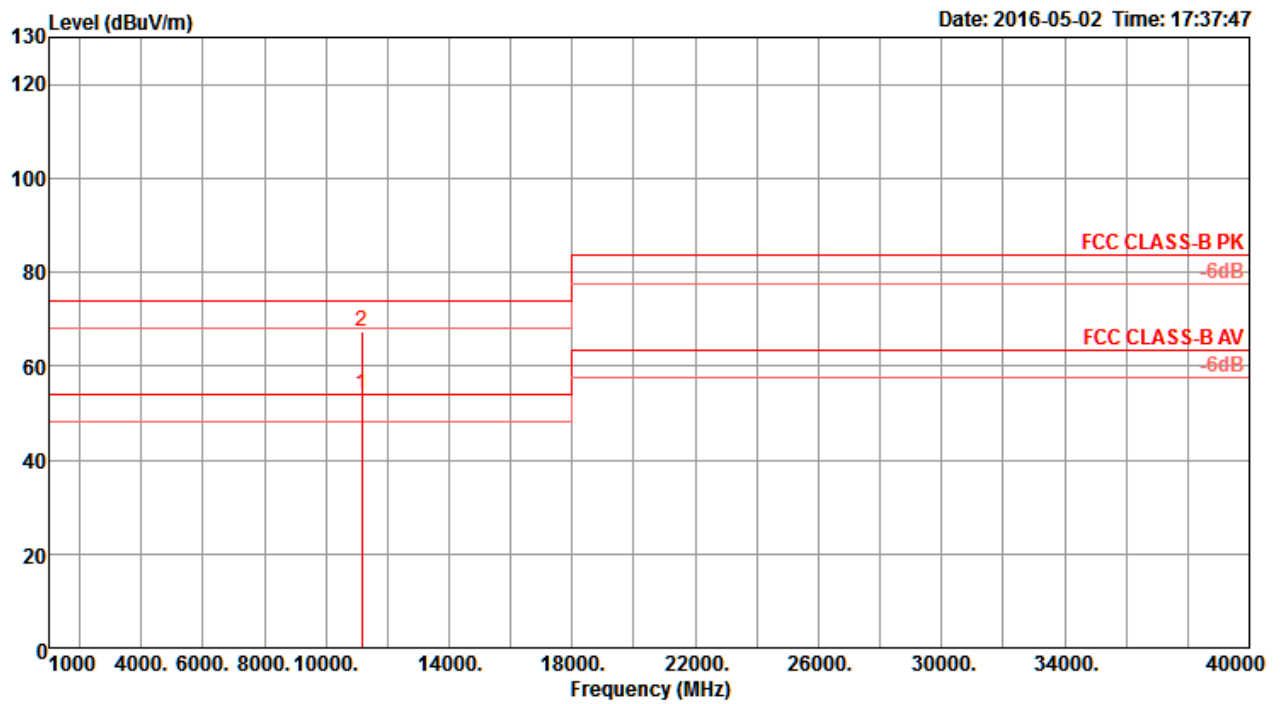
Temperature	22°C	Humidity	56%
Test Engineer	Peter Wu & Gary Chu	Configurations	IEEE 802.11ac MCS0/Nss1 VHT20 CH 116 / Chain 1 + Chain 2 + Chain 3 + Chain 4
Test Mode	Mode 3		

Horizontal



	Freq	Level	Limit	Over	Read	Cable	Antenna	Preamp	T/Pos	A/Pos	Remark	Pol/Phase
	MHz	dBuV/m	dBuV/m	dB	dBuV	dB	dB/m	dB	deg	cm		
1	11168.50	48.11	54.00	-5.89	34.60	9.66	38.50	34.65	342	196	Average	HORIZONTAL
2	11169.20	60.70	74.00	-13.30	47.19	9.66	38.50	34.65	342	196	Peak	HORIZONTAL

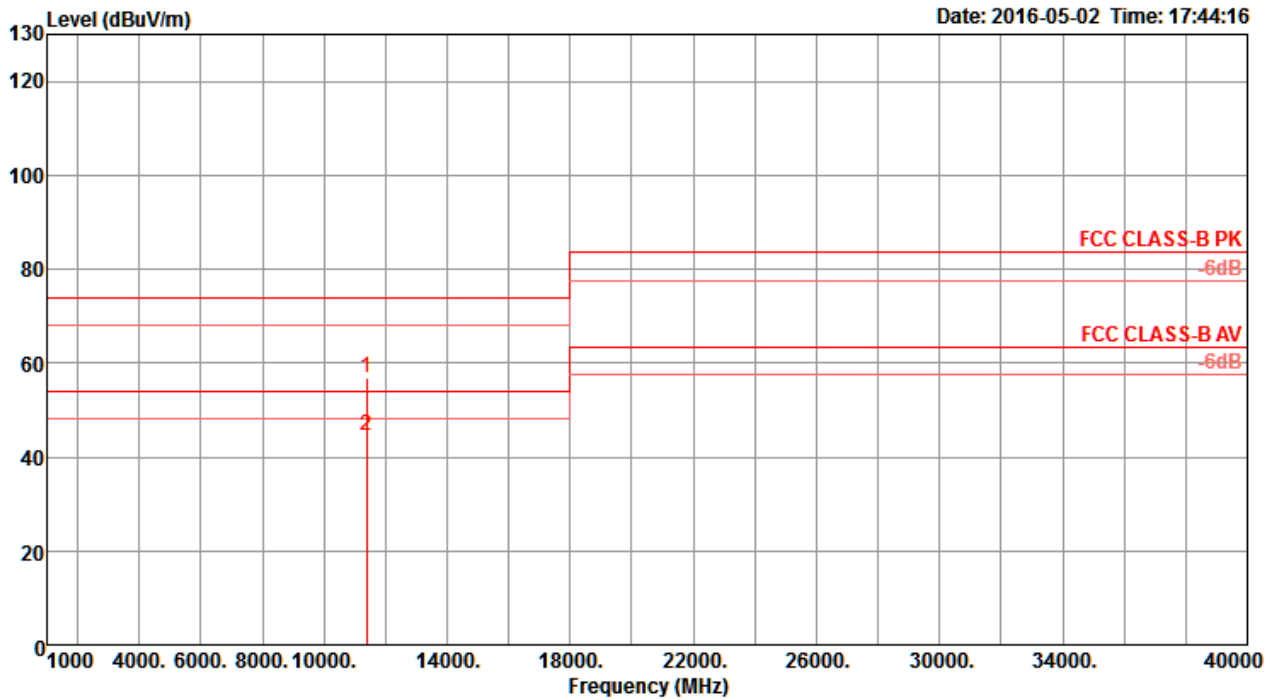
Vertical



	Freq	Level	Limit	Over	Read	Cable	Antenna	Preamp	T/Pos	A/Pos	Remark	Pol/Phase
	MHz	dBuV/m	dBuV/m	dB	dBuV	dB	dB/m	dB	deg	cm		
1	11168.50	53.90	54.00	-0.10	40.39	9.66	38.50	34.65	216	207	Average	VERTICAL
2	11169.44	67.24	74.00	-6.76	53.73	9.66	38.50	34.65	216	207	Peak	VERTICAL

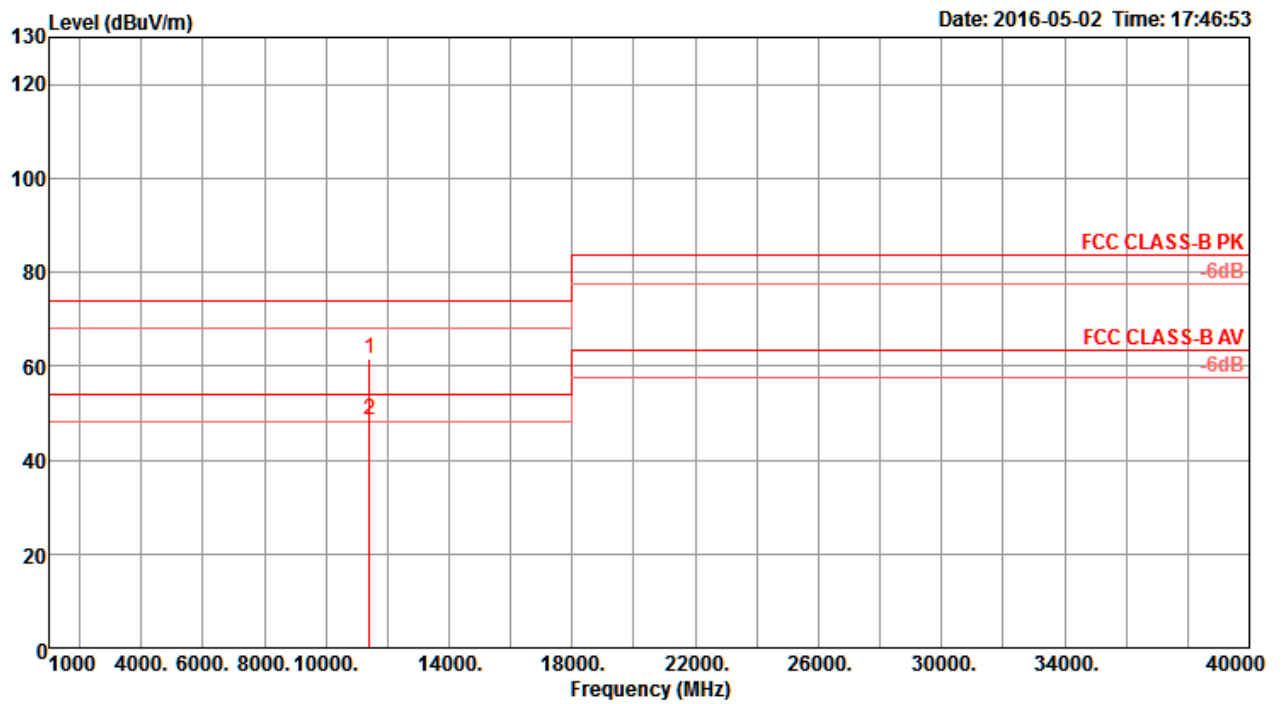
Temperature	22°C	Humidity	56%
Test Engineer	Peter Wu & Gary Chu	Configurations	IEEE 802.11ac MCS0/Nss1 VHT20 CH 140 / Chain 1 + Chain 2 + Chain 3 + Chain 4
Test Mode	Mode 3		

Horizontal



	Freq	Level	Limit	Over	Read	Cable	Antenna	Preamp	T/Pos	A/Pos	Remark	Pol/Phase
	MHz	dBuV/m	dBuV/m	dB	dBuV	dB	dB/m	dB	deg	cm		
1	11394.00	57.03	74.00	-16.97	43.53	9.63	38.50	34.63	37	208	Peak	HORIZONTAL
2	11394.50	44.54	54.00	-9.46	31.04	9.63	38.50	34.63	37	208	Average	HORIZONTAL

Vertical

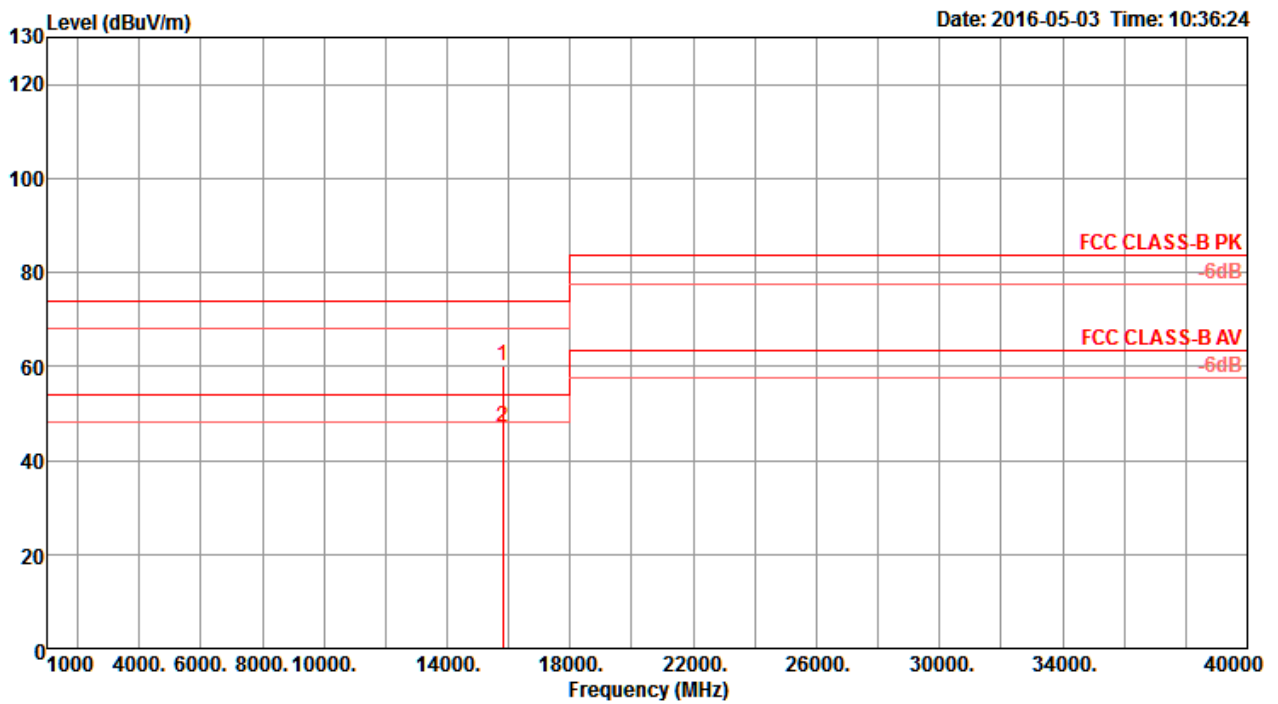


	Freq	Level	Limit	Over	Read	Cable	Antenna	Preamp	T/Pos	A/Pos	Remark	Pol/Phase
	MHz	dBuV/m	dBuV/m	dB	dBuV	dB	dB/m	dB	deg	cm		
1	11409.60	61.53	74.00	-12.47	48.03	9.63	38.50	34.63	173	195	Peak	VERTICAL
2	11409.60	48.48	54.00	-5.52	34.98	9.63	38.50	34.63	173	195	Average	VERTICAL



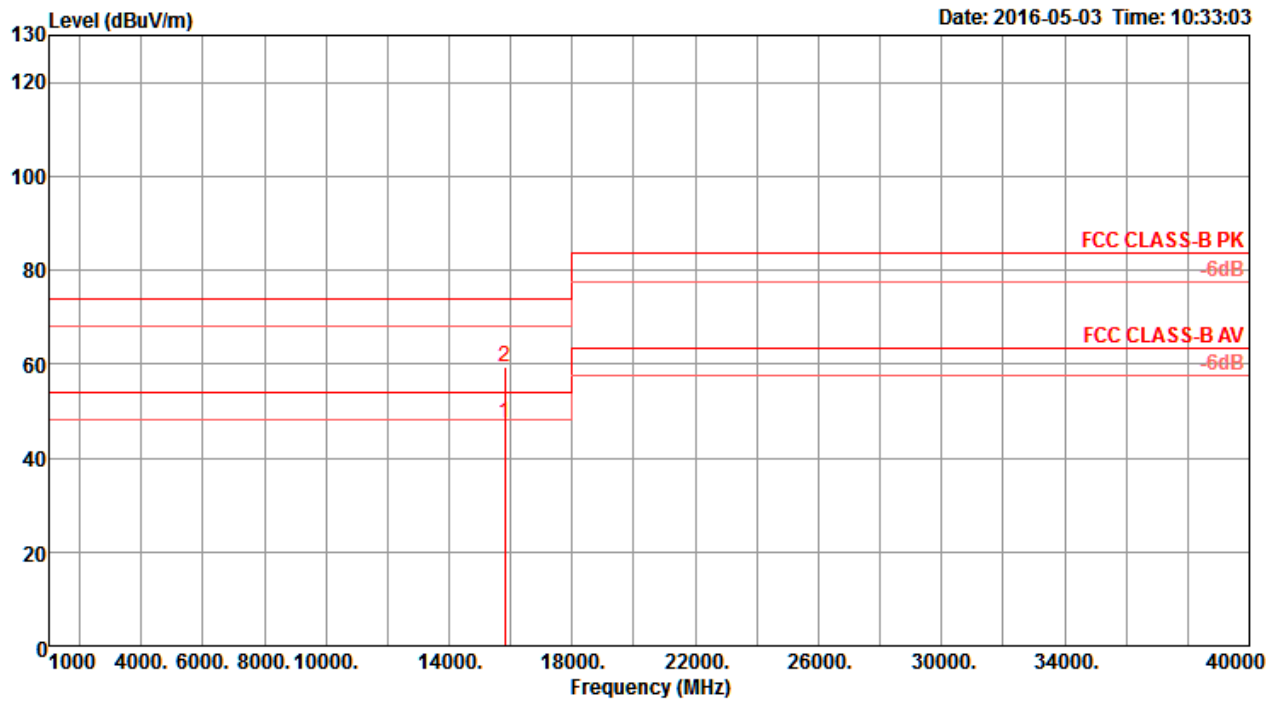
Temperature	22°C	Humidity	56%
Test Engineer	Peter Wu & Gary Chu	Configurations	IEEE 802.11ac MCS0/Nss1 VHT40 CH 54 / Chain 1 + Chain 2 + Chain 3 + Chain 4
Test Mode	Mode 3		

Horizontal



	Freq	Level	Limit	Over	Read	Cable	Antenna	Preamp	T/Pos	A/Pos	Remark	Pol/Phase
	MHz	dBuV/m	dBuV/m	dB	dBuV	dB	dB/m	dB	deg	cm		
1	15809.12	60.19	74.00	-13.81	45.19	11.30	38.55	34.85	186	258	Peak	HORIZONTAL
2	15824.96	47.16	54.00	-6.84	32.20	11.30	38.55	34.89	186	258	Average	HORIZONTAL

Vertical

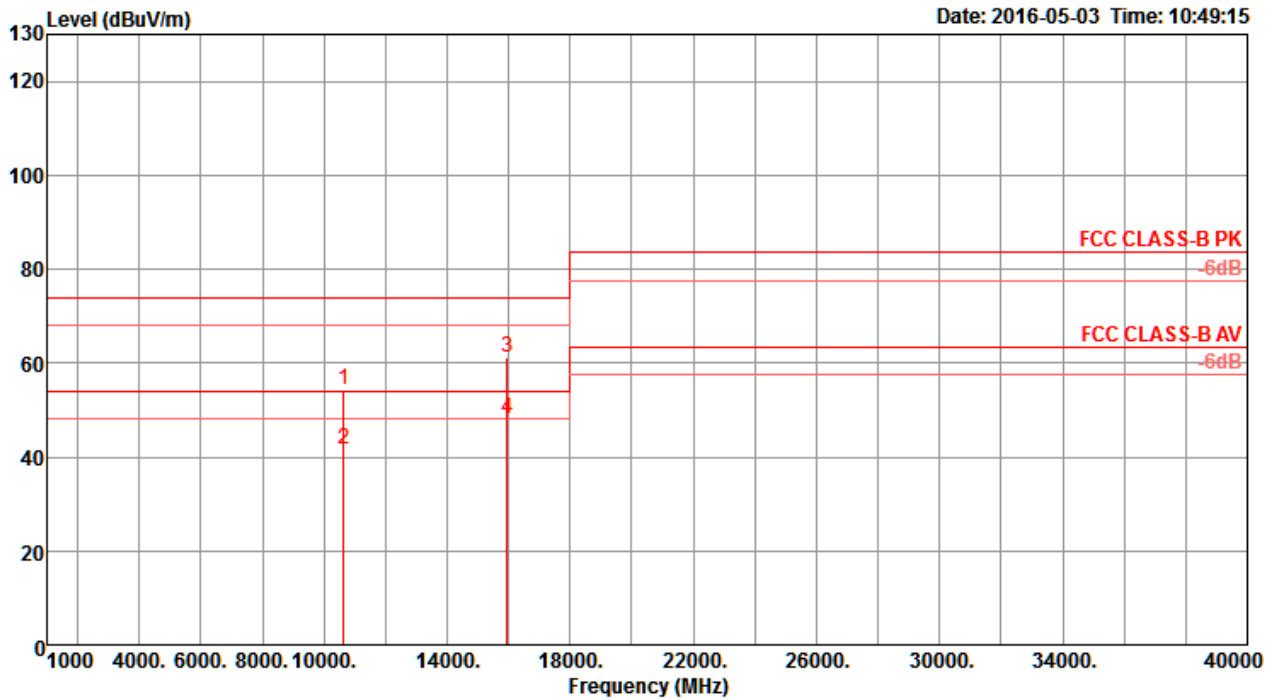


	Freq	Level	Limit	Over	Read	Cable	Antenna	Preamp	T/Pos	A/Pos	Remark	Pol/Phase
	MHz	dBuV/m	dBuV/m	dB	dBuV	dB	dB/m	dB	deg	cm		
1	15817.52	47.35	54.00	-6.65	32.39	11.30	38.55	34.89	181	182	Average	VERTICAL
2	15819.60	59.49	74.00	-14.51	44.53	11.30	38.55	34.89	181	182	Peak	VERTICAL



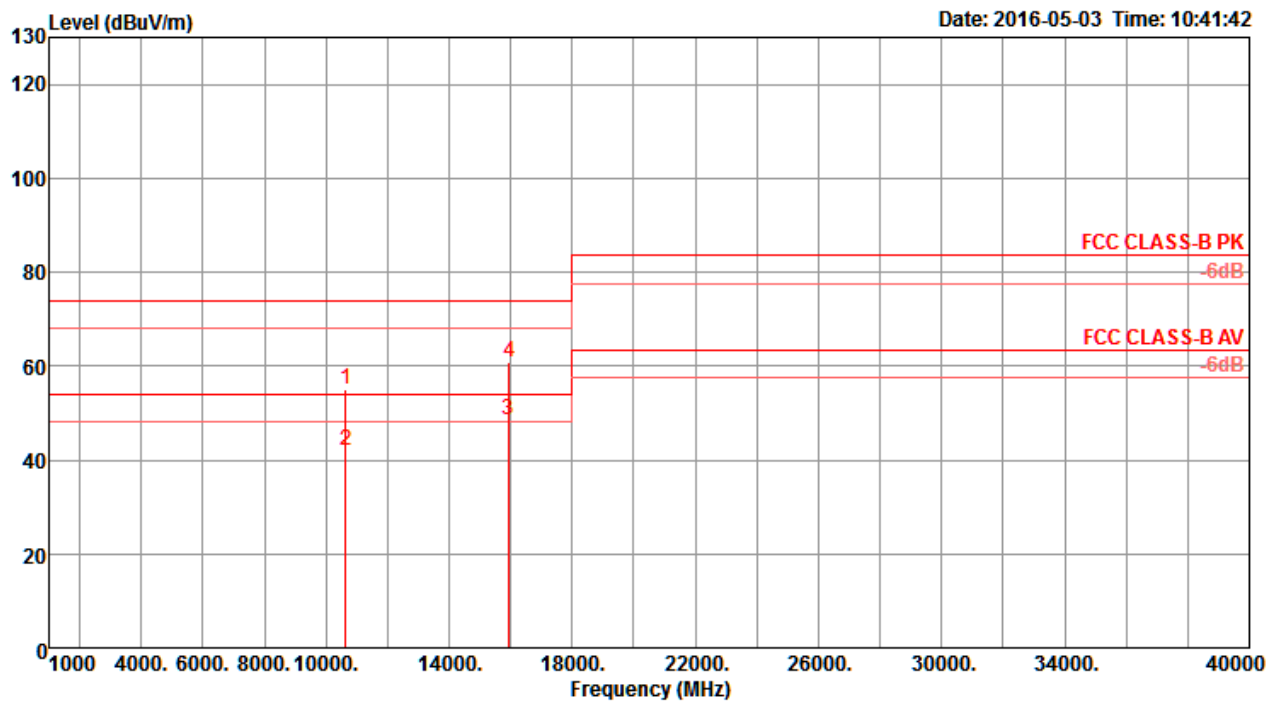
Temperature	22°C	Humidity	56%
Test Engineer	Peter Wu & Gary Chu	Configurations	IEEE 802.11ac MCS0/Nss1 VHT40 CH 62 / Chain 1 + Chain 2 + Chain 3 + Chain 4
Test Mode	Mode 3		

Horizontal



	Freq	Level	Limit	Over	Read	Cable	Antenna	Preamp	T/Pos	A/Pos	Remark	Pol/Phase
	MHz	dBuV/m	dBuV/m	dB	dBuV	dB	dB/m	dB	deg	cm		
1	10629.76	54.35	74.00	-19.65	41.05	9.73	38.50	34.93	213	176	Peak	HORIZONTAL
2	10633.04	41.59	54.00	-12.41	28.29	9.73	38.50	34.93	213	176	Average	HORIZONTAL
3	15938.00	61.16	74.00	-12.84	46.07	11.33	38.74	34.98	126	223	Peak	HORIZONTAL
4	15946.40	48.28	54.00	-5.72	33.19	11.33	38.74	34.98	126	223	Average	HORIZONTAL

Vertical

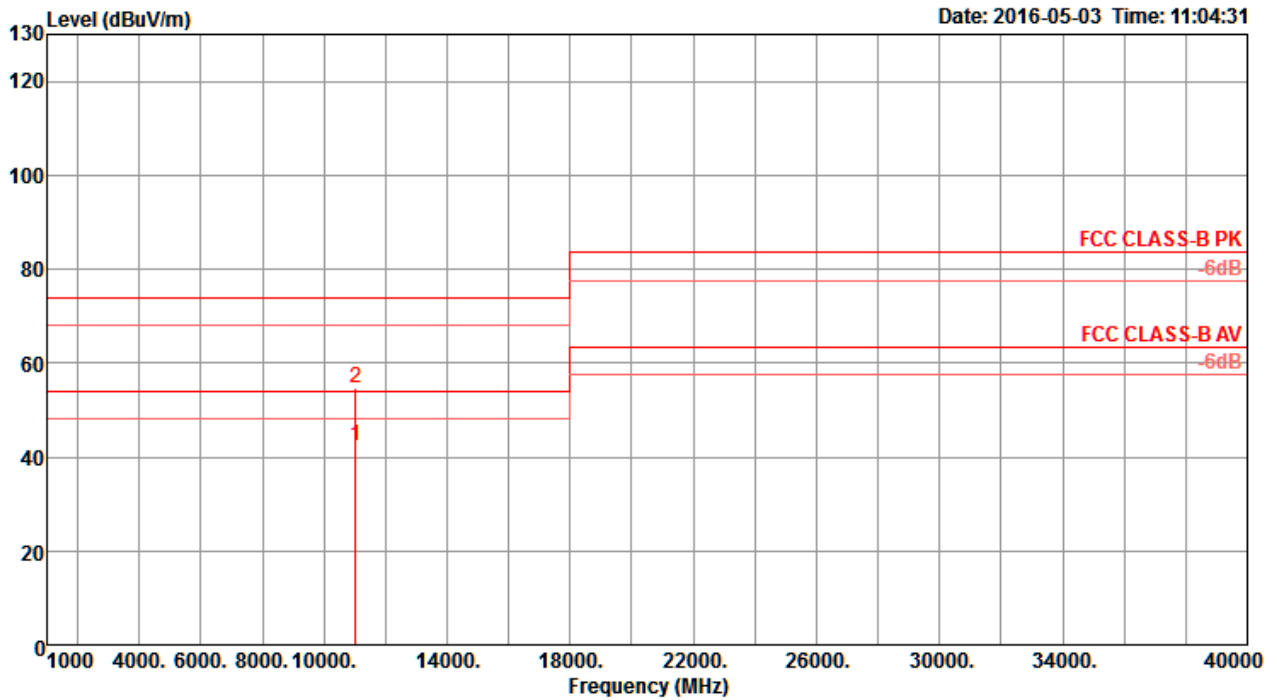


	Freq	Level	Limit	Over	Read	Cable	Antenna	Preamp	T/Pos	A/Pos	Remark	Pol/Phase
	MHz	dBuV/m	dBuV/m	dB	dBuV	dB	dB/m	dB	deg	cm		
1	10626.24	54.97	74.00	-19.03	41.67	9.73	38.50	34.93	219	214	Peak	VERTICAL
2	10627.84	42.17	54.00	-11.83	28.87	9.73	38.50	34.93	219	214	Average	VERTICAL
3	15910.72	48.43	54.00	-5.57	33.38	11.32	38.67	34.94	116	127	Average	VERTICAL
4	15939.44	60.68	74.00	-13.32	45.59	11.33	38.74	34.98	116	127	Peak	VERTICAL



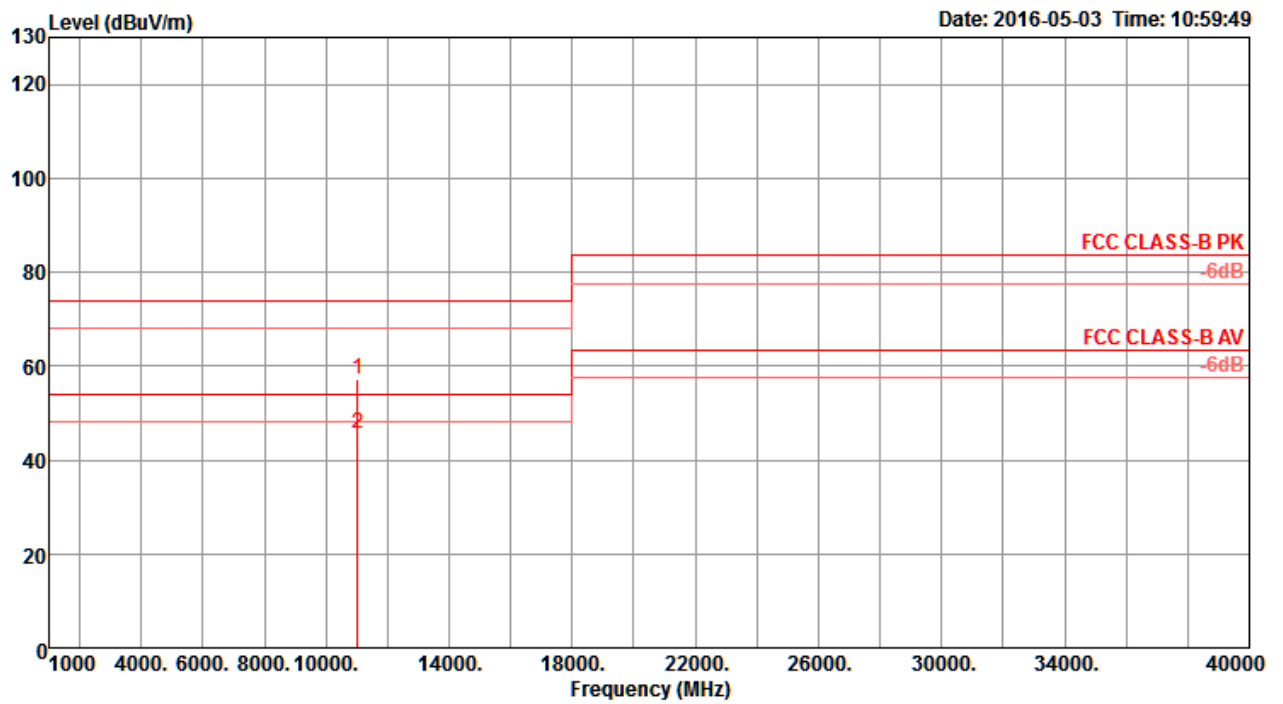
Temperature	22°C	Humidity	56%
Test Engineer	Peter Wu & Gary Chu	Configurations	IEEE 802.11ac MCS0/Nss1 VHT40 CH 102 / Chain 1 + Chain 2 + Chain 3 + Chain 4
Test Mode	Mode 3		

Horizontal



	Freq	Level	Limit	Over	Read	Cable	Antenna	Preamp	T/Pos	A/Pos	Remark	Pol/Phase
	MHz	dBuV/m	dBuV/m	dB	dBuV	dB	dB/m	dB	deg	cm		
1	11027.68	42.52	54.00	-11.48	29.00	9.68	38.50	34.66	338	232	Average	HORIZONTAL
2	11030.64	54.79	74.00	-19.21	41.27	9.68	38.50	34.66	338	232	Peak	HORIZONTAL

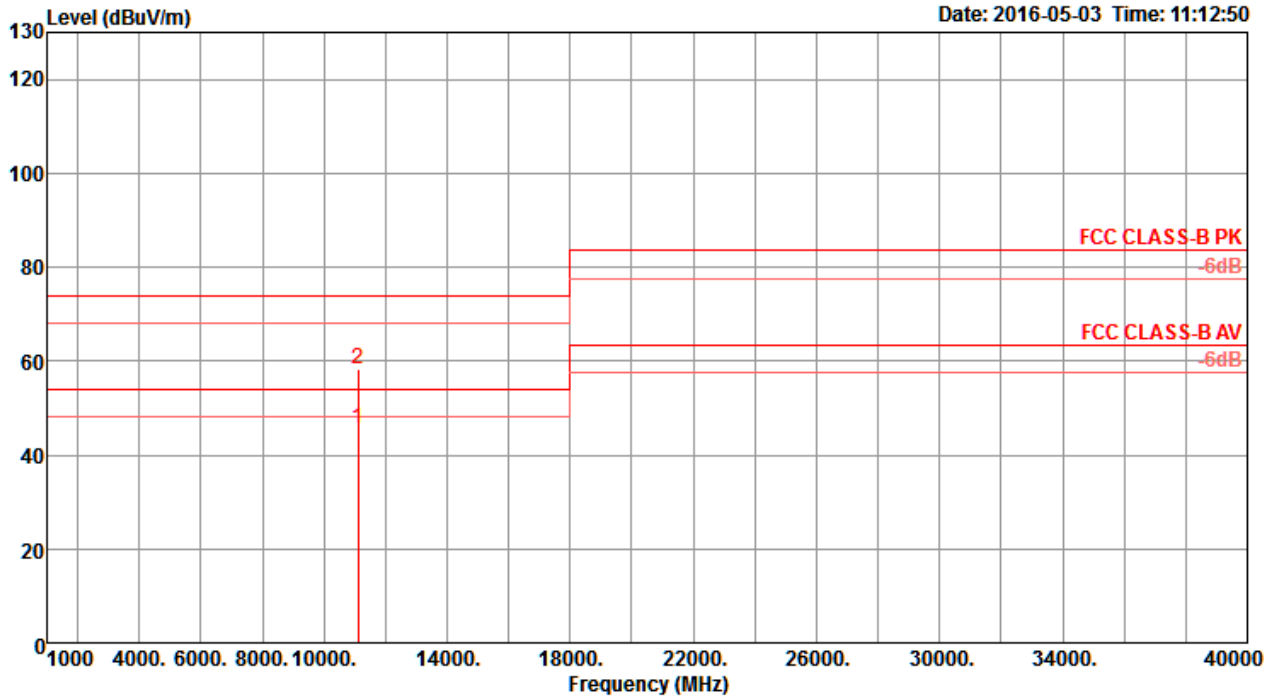
Vertical



	Freq	Level	Limit	Over	Read	Cable	Antenna	Preamp	T/Pos	A/Pos	Remark	Pol/Phase
	MHz	dBuV/m	dBuV/m	dB	dBuV	dB	dB/m	dB	deg	cm		
1	11027.36	57.34	74.00	-16.66	43.82	9.68	38.50	34.66	201	200	Peak	VERTICAL
2	11028.16	45.62	54.00	-8.38	32.10	9.68	38.50	34.66	201	200	Average	VERTICAL

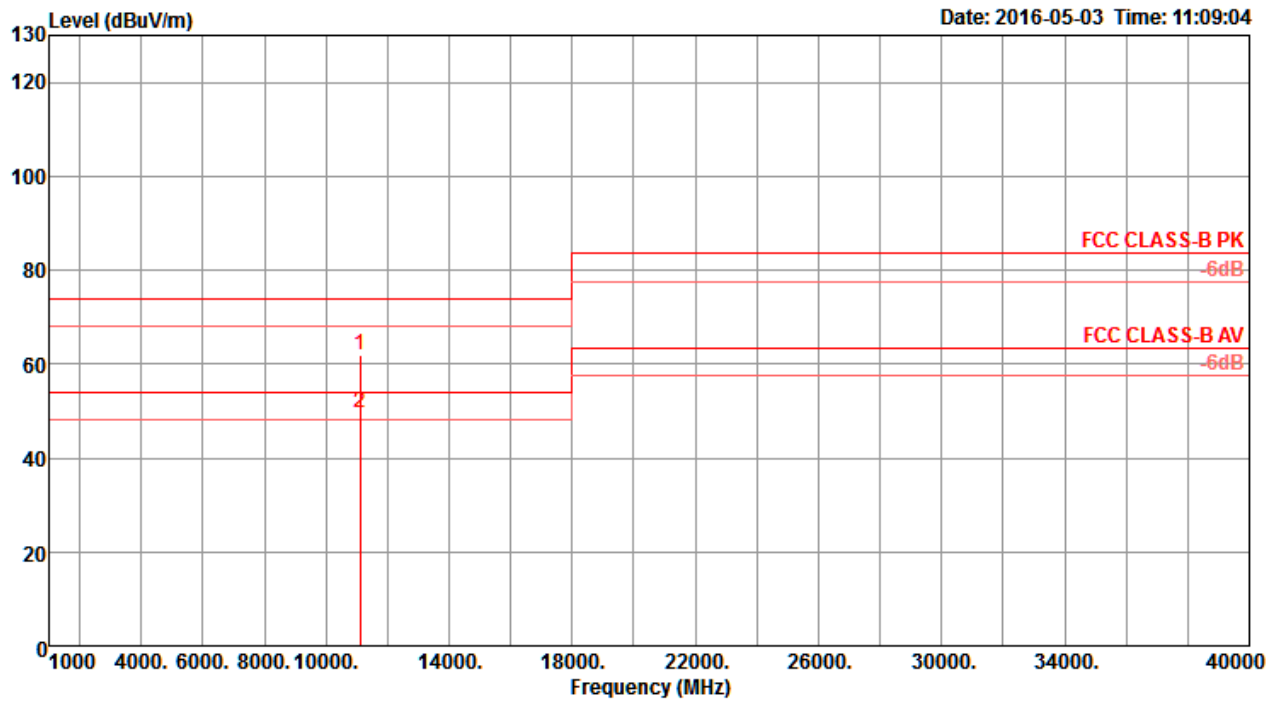
Temperature	22°C	Humidity	56%
Test Engineer	Peter Wu & Gary Chu	Configurations	IEEE 802.11ac MCS0/Nss1 VHT40 CH 110 / Chain 1 + Chain 2 + Chain 3 + Chain 4
Test Mode	Mode 3		

Horizontal



	Freq	Level	Limit Line	Over Limit	Read Level	Cable Loss	Antenna Factor	Preamp Factor	T/Pos	A/Pos	Remark	Pol/Phase
	MHz	dBuV/m	dBuV/m	dB	dBuV	dB	dB/m	dB	deg	cm		
1	11109.28	45.58	54.00	-8.42	32.06	9.67	38.50	34.65	342	240	Average	HORIZONTAL
2	11112.40	58.15	74.00	-15.85	44.63	9.67	38.50	34.65	342	240	Peak	HORIZONTAL

Vertical

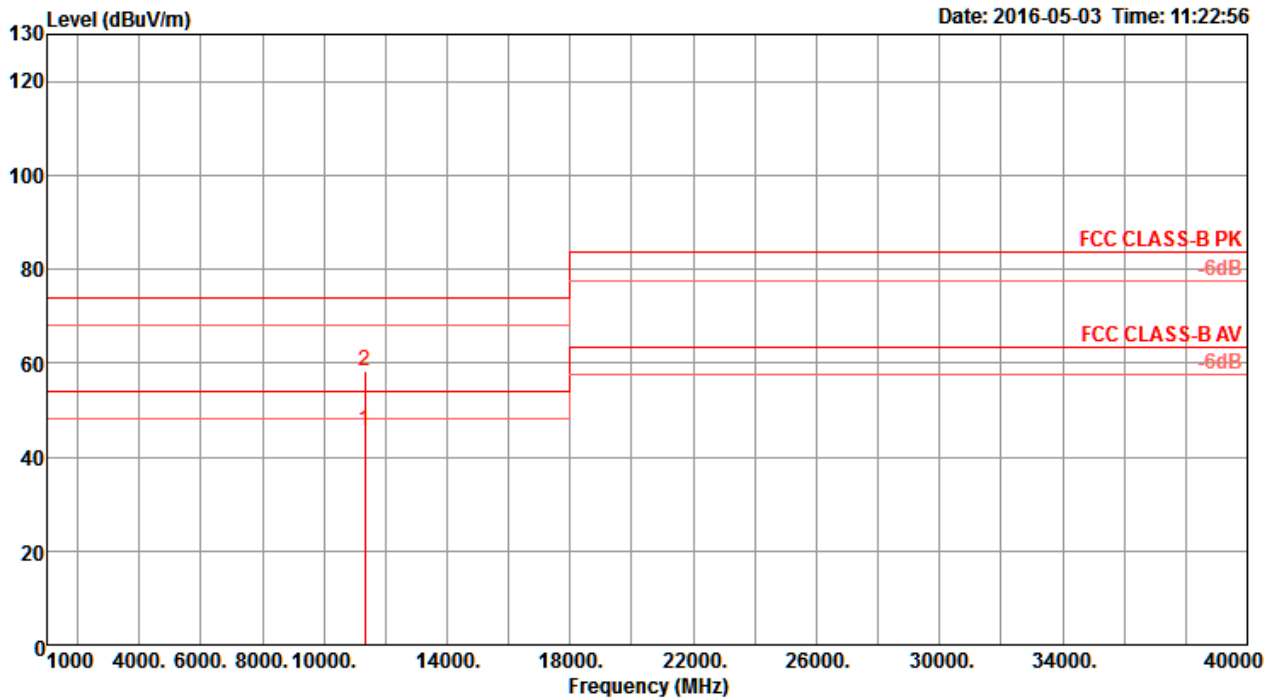


	Freq	Level	Limit	Over	Read	Cable	Antenna	Preamp	T/Pos	A/Pos	Remark	Pol/Phase
	MHz	dBuV/m	dBuV/m	dB	dBuV	dB	dB/m	dB	deg	cm		
1	11107.60	61.82	74.00	-12.18	48.30	9.67	38.50	34.65	219	207	Peak	VERTICAL
2	11107.92	49.49	54.00	-4.51	35.97	9.67	38.50	34.65	219	207	Average	VERTICAL



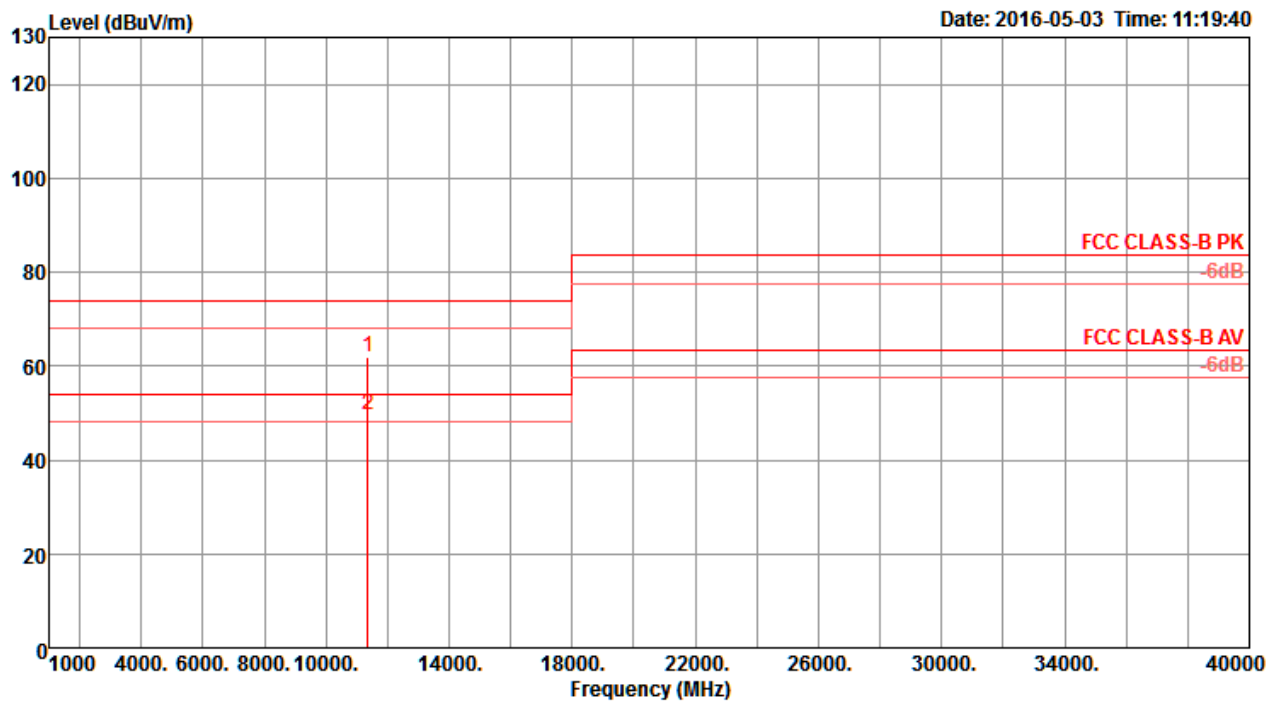
Temperature	22°C	Humidity	56%
Test Engineer	Peter Wu & Gary Chu	Configurations	IEEE 802.11ac MCS0/Nss1 VHT40 CH 134 / Chain 1 + Chain 2 + Chain 3 + Chain 4
Test Mode	Mode 3		

Horizontal



	Freq	Level	Limit	Over	Read	Cable	Antenna	Preamp	T/Pos	A/Pos	Remark	Pol/Phase
	MHz	dBuV/m	dBuV/m	dB	dBuV	dB	dB/m	dB	deg	cm		
1	11330.88	45.52	54.00	-8.48	32.01	9.64	38.50	34.63	337	198	Average	HORIZONTAL
2	11331.68	58.17	74.00	-15.83	44.66	9.64	38.50	34.63	337	198	Peak	HORIZONTAL

Vertical

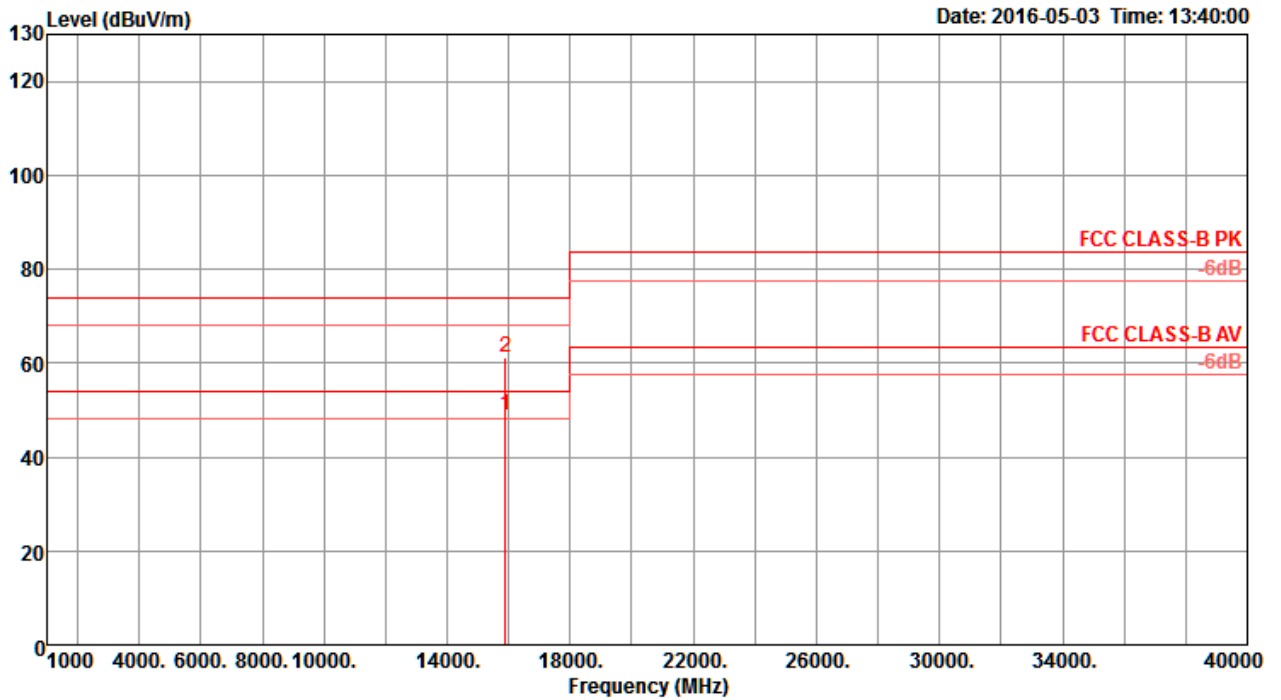


	Freq	Level	Limit	Over	Read	Cable	Antenna	Preamp	T/Pos	A/Pos	Remark	Pol/Phase
	MHz	dBuV/m	dBuV/m	dB	dBuV	dB	dB/m	dB	deg	cm		
1	11348.16	61.91	74.00	-12.09	48.40	9.64	38.50	34.63	174	196	Peak	VERTICAL
2	11349.20	49.57	54.00	-4.43	36.06	9.64	38.50	34.63	174	196	Average	VERTICAL



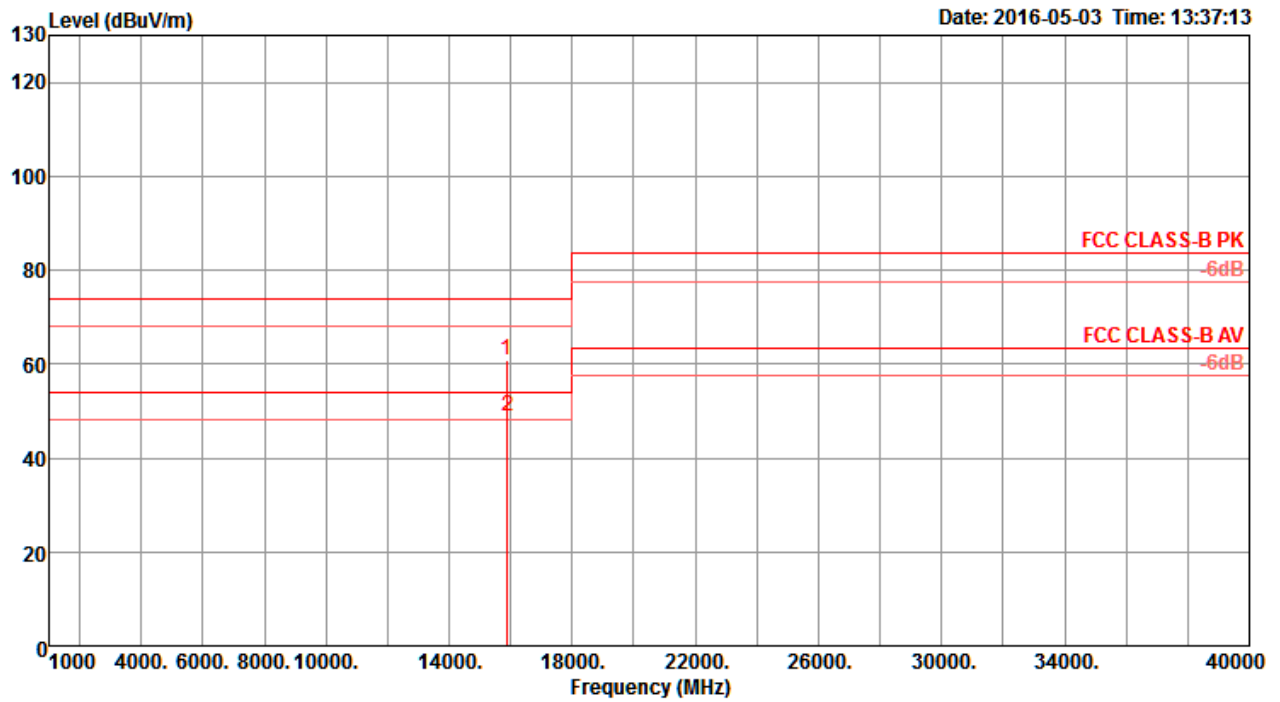
Temperature	22°C	Humidity	56%
Test Engineer	Peter Wu & Gary Chu	Configurations	IEEE 802.11ac MCS0/Nss1 VHT80 CH 58 / Chain 1 + Chain 2 + Chain 3 + Chain 4
Test Mode	Mode 3		

Horizontal



	Freq	Level	Limit	Over	Read	Cable	Antenna	Preamp	T/Pos	A/Pos	Remark	Pol/Phase
	MHz	dBuV/m	dBuV/m	dB	dBuV	dB	dB/m	dB	deg	cm		
1	15887.60	48.97	54.00	-5.03	33.92	11.32	38.67	34.94	143	184	Average	HORIZONTAL
2	15902.80	61.21	74.00	-12.79	46.16	11.32	38.67	34.94	143	184	Peak	HORIZONTAL

Vertical

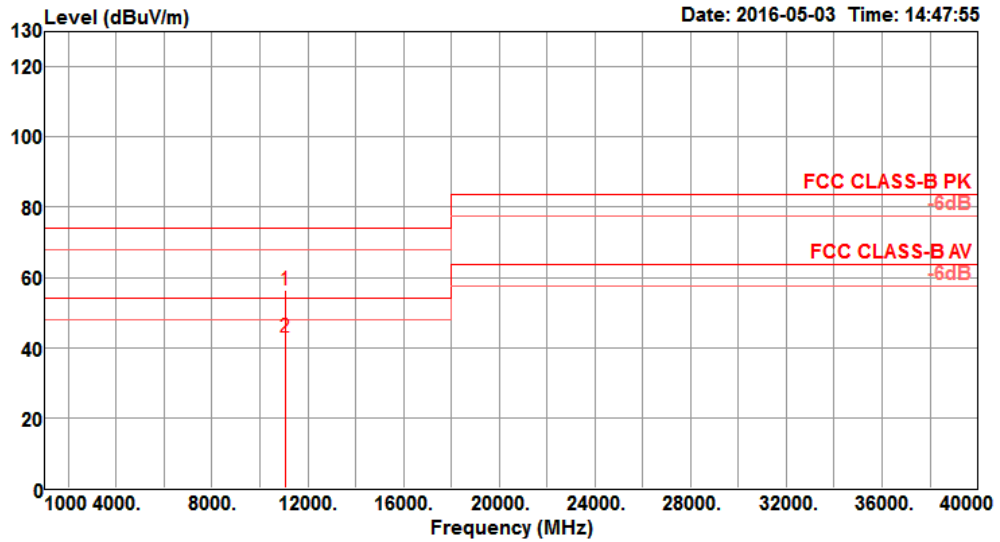


	Freq	Level	Limit	Over	Read	CableAntenna	Preamp	T/Pos	A/Pos	Remark	Pol/Phase
	MHz	dBuV/m	dBuV/m	dB	dBuV	dB	dB/m	deg	cm		
1	15886.80	61.00	74.00	-13.00	45.97	11.31	38.61	34.89	103	187 Peak	VERTICAL
2	15890.48	48.81	54.00	-5.19	33.76	11.32	38.67	34.94	103	187 Average	VERTICAL



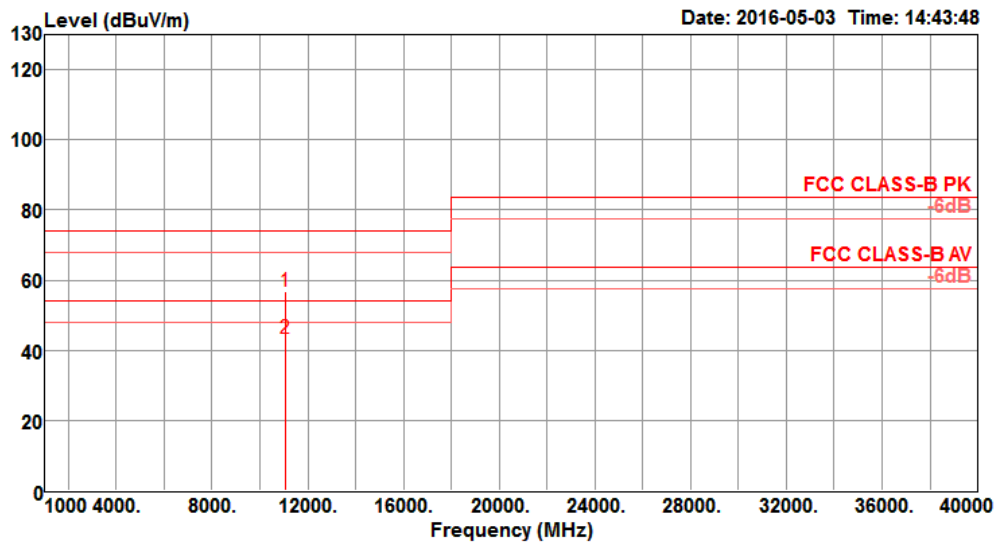
Temperature	22°C	Humidity	56%
Test Engineer	Peter Wu & Gary Chu	Configurations	IEEE 802.11ac MCS0/Nss1 VHT80 CH 106 / Chain 1 + Chain 2 + Chain 3 + Chain 4
Test Mode	Mode 3		

Horizontal



	Freq	Level	Limit	Over	Read	CableAntenna	Preamp	A/Pos	T/Pos	Remark	Pol/Phase
	MHz	dBuV/m	dBuV/m	dB	dBuV	dB	dB/m	dB	cm	deg	
1	11059.78	56.23	74.00	-17.77	41.10	10.67	39.14	34.68	100	360 Peak	HORIZONTAL
2	11061.00	43.08	54.00	-10.92	27.91	10.67	39.18	34.68	100	360 Average	HORIZONTAL

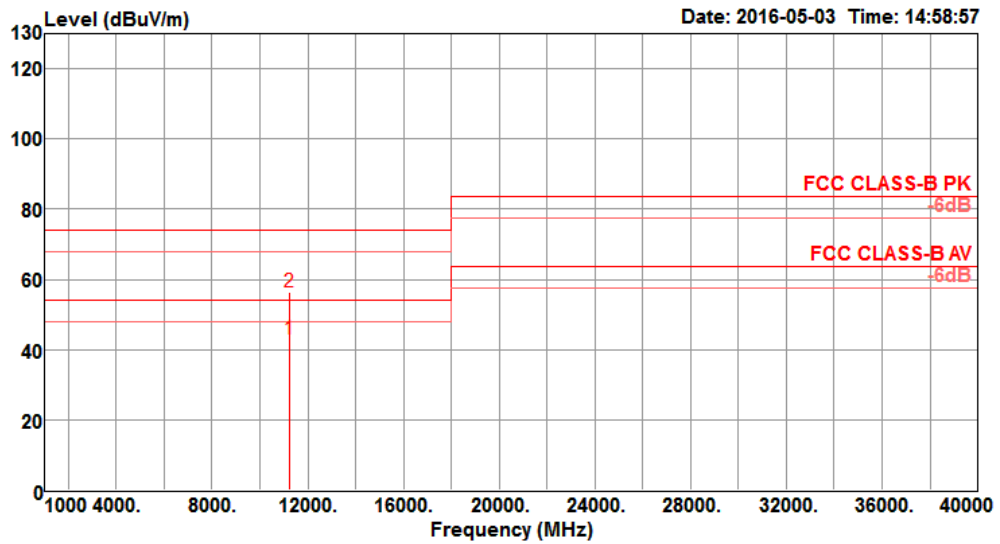
Vertical



	Freq	Level	Limit Line	Over Limit	Read Level	CableAntenna Loss	Preamp Factor	A/Pos	T/Pos	Remark	Pol/Phase
	MHz	dBuV/m	dBuV/m	dB	dBuV	dB	dB/m	dB	cm	deg	
1	11060.39	56.96	74.00	-17.04	41.79	10.67	39.18	34.68	134	51 Peak	VERTICAL
2	11060.46	43.30	54.00	-10.70	28.13	10.67	39.18	34.68	134	51 Average	VERTICAL

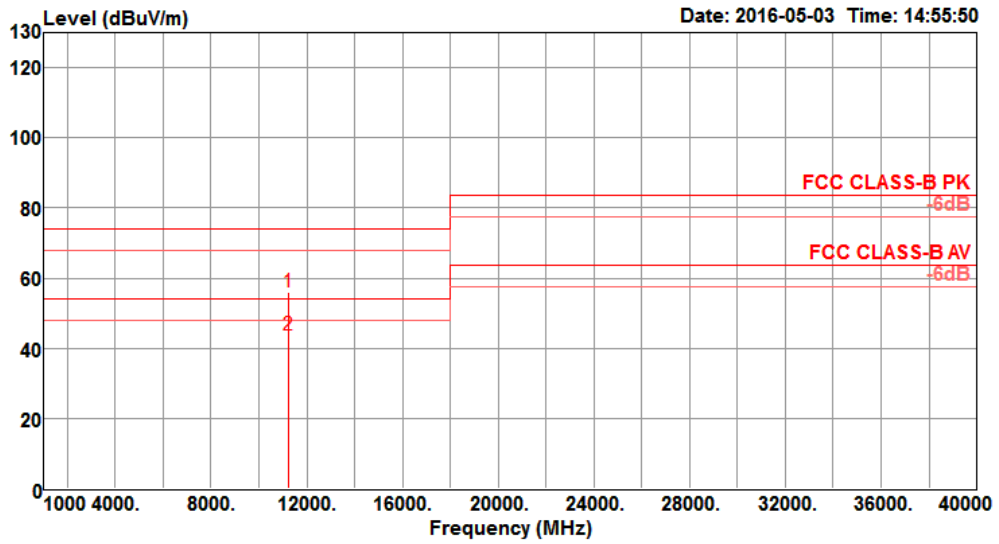
Temperature	22°C	Humidity	56%
Test Engineer	Peter Wu & Gary Chu	Configurations	IEEE 802.11ac MCS0/Nss1 VHT80 CH 122 / Chain 1 + Chain 2 + Chain 3 + Chain 4
Test Mode	Mode 3		

Horizontal



	Freq	Level	Limit Line	Over Limit	Read Level	CableAntenna Loss	Preamp Factor	A/Pos	T/Pos	Remark	Pol/Phase	
	MHz	dBuV/m	dBuV/m	dB	dBuV	dB	dB/m	dB	cm	deg		
1	11219.04	43.04	54.00	-10.96	27.70	10.70	39.34	34.70	184	168	Average	HORIZONTAL
2	11219.74	56.23	74.00	-17.77	40.89	10.70	39.34	34.70	184	168	Peak	HORIZONTAL

Vertical

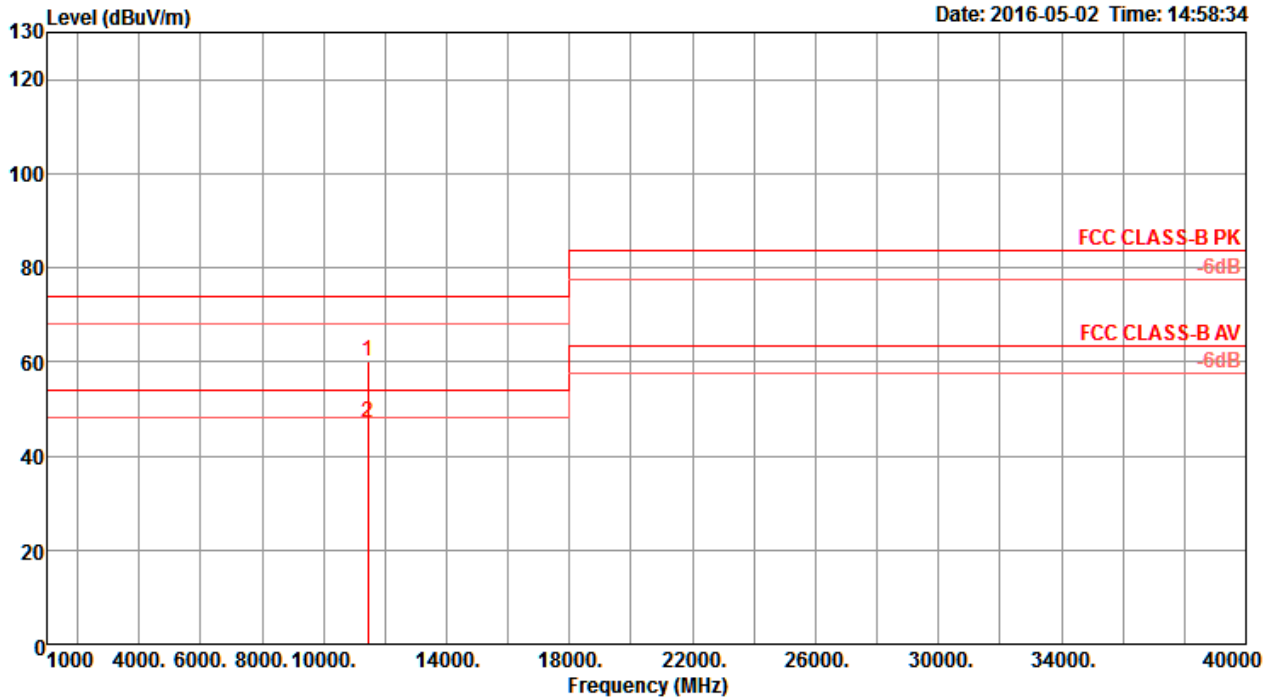


	Freq	Level	Limit Line	Over Limit	Read Level	CableAntenna Loss	Preamp Factor	A/Pos	T/Pos	Remark	Pol/Phase	
	MHz	dBuV/m	dBuV/m	dB	dBuV	dB	dB/m	dB	cm	deg		
1	11219.02	55.93	74.00	-18.07	40.59	10.70	39.34	34.70	208	255	Peak	VERTICAL
2	11219.23	43.55	54.00	-10.45	28.21	10.70	39.34	34.70	208	255	Average	VERTICAL

Straddle Channel

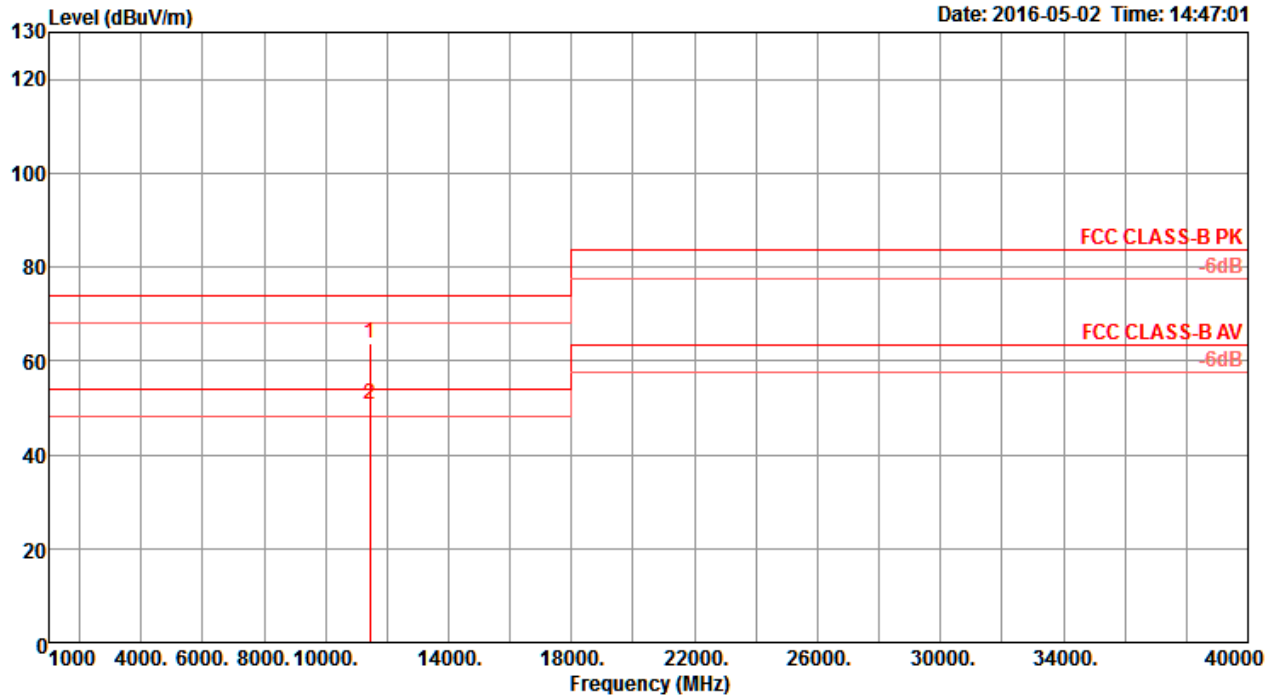
Temperature	22°C	Humidity	56%
Test Engineer	Peter Wu & Gary Chu	Configurations	IEEE 802.11a CH 144 / Chain 1 + Chain 2 + Chain 3 + Chain 4
Test Mode	Mode 3		

Horizontal



	Freq	Level	Limit	Over	Read	CableAntenna	Preamp	T/Pos	A/Pos	Remark	Pol/Phase
	MHz	dBuV/m	dBuV/m	dB	dBuV	dB	dB/m	dB	deg	cm	
1	11440.92	59.97	74.00	-14.03	46.46	9.63	38.50	34.62	31	205 Peak	HORIZONTAL
2	11441.56	47.23	54.00	-6.77	33.72	9.63	38.50	34.62	31	205 Average	HORIZONTAL

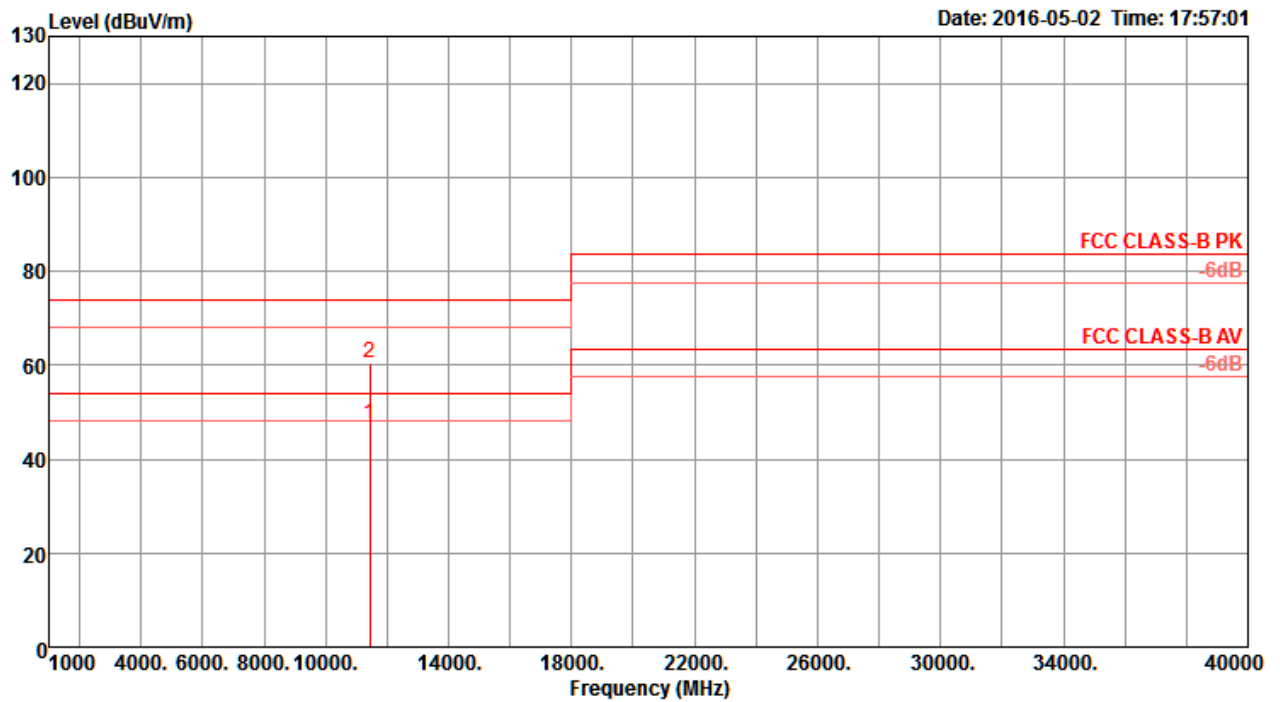
Vertical



	Freq	Level	Limit	Over	Read	Cable	Antenna	Preamp	T/Pos	A/Pos	Remark	Pol/Phase
	MHz	dBuV/m	dBuV/m	dB	dBuV	dB	dB/m	dB	deg	cm		
1	11429.80	63.79	74.00	-10.21	50.29	9.63	38.50	34.63	184	197	Peak	VERTICAL
2	11450.40	50.63	54.00	-3.37	37.12	9.63	38.50	34.62	184	197	Average	VERTICAL

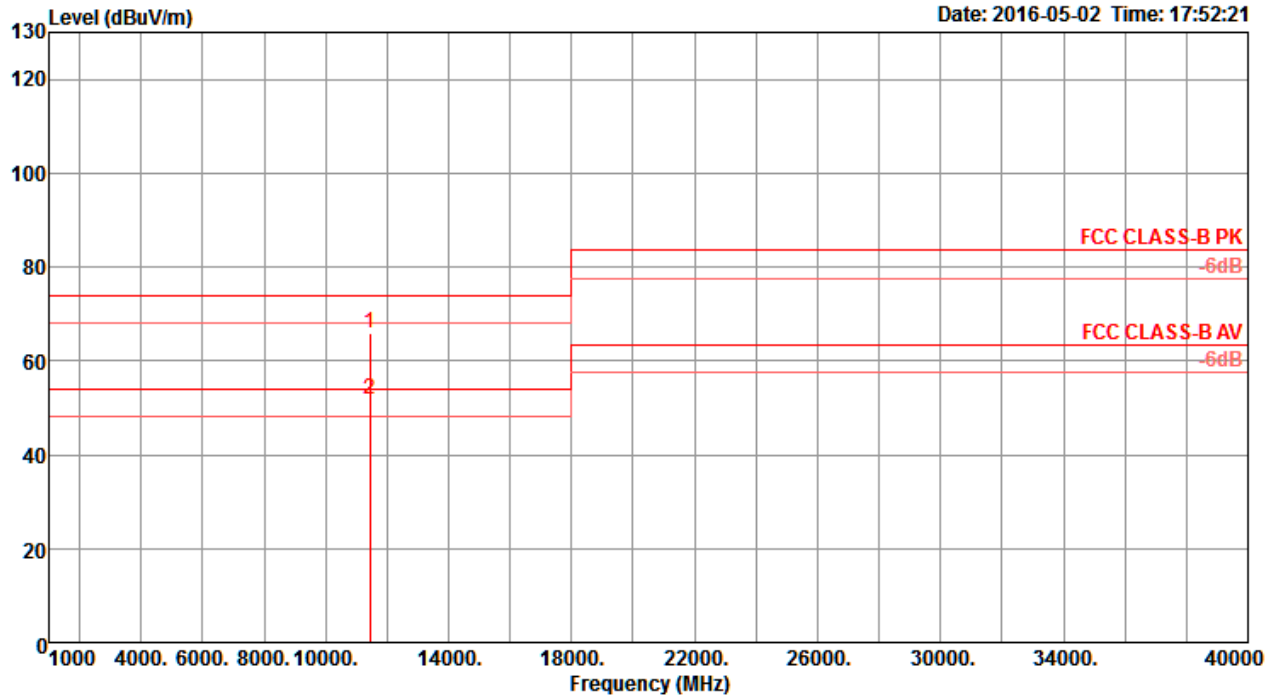
Temperature	22°C	Humidity	56%
Test Engineer	Peter Wu & Gary Chu	Configurations	IEEE 802.11ac MCS0/Nss1 VHT20 CH 144 / Chain 1 + Chain 2 + Chain 3 + Chain 4
Test Mode	Mode 3		

Horizontal



	Freq	Level	Limit	Over	Read	Cable	Antenna	Preamp	T/Pos	A/Pos	Remark	Pol/Phase
	MHz	dBuV/m	dBuV/m	dB	dBuV	dB	dB/m	dB	deg	cm		
1	11441.28	47.27	54.00	-6.73	33.76	9.63	38.50	34.62	31	207	Average	HORIZONTAL
2	11441.84	60.29	74.00	-13.71	46.78	9.63	38.50	34.62	31	207	Peak	HORIZONTAL

Vertical

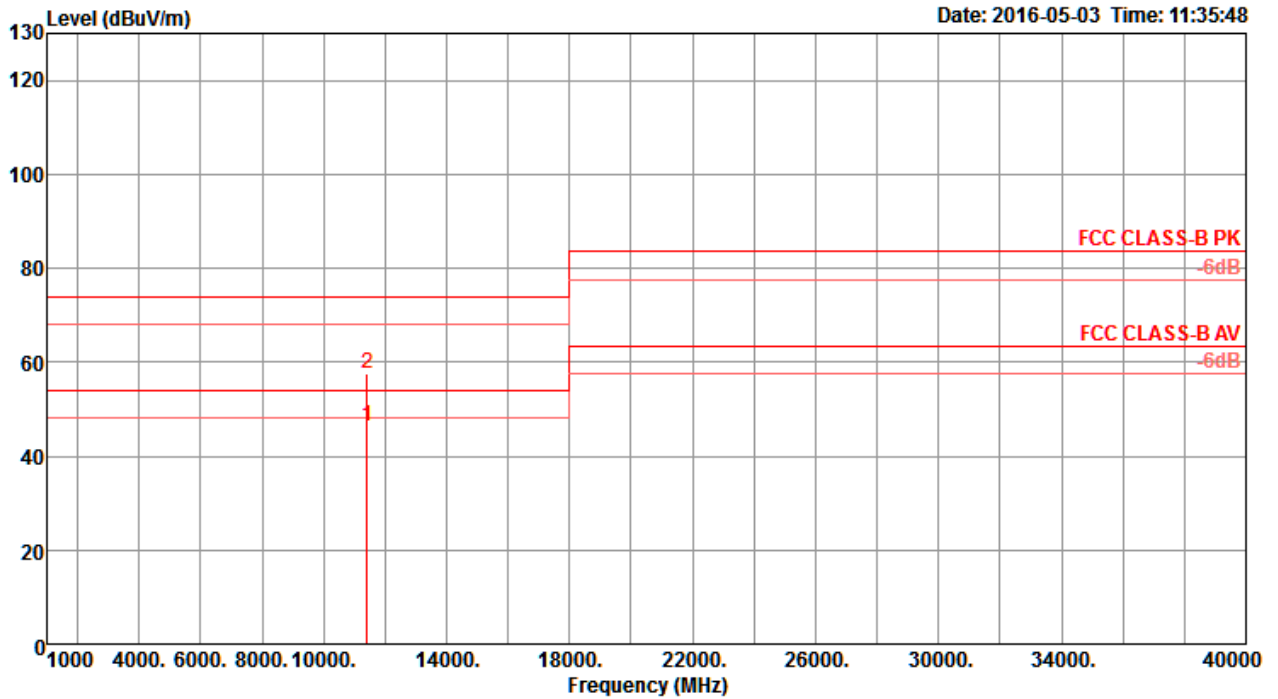


	Freq	Level	Limit	Over	Read	CableAntenna	Preamp	T/Pos	A/Pos	Remark	Pol/Phase
	MHz	dBuV/m	dBuV/m	dB	dBuV	dB	dB/m	dB	deg	cm	
1	11449.44	65.97	74.00	-8.03	52.46	9.63	38.50	34.62	182	196 Peak	VERTICAL
2	11449.68	51.71	54.00	-2.29	38.20	9.63	38.50	34.62	182	196 Average	VERTICAL



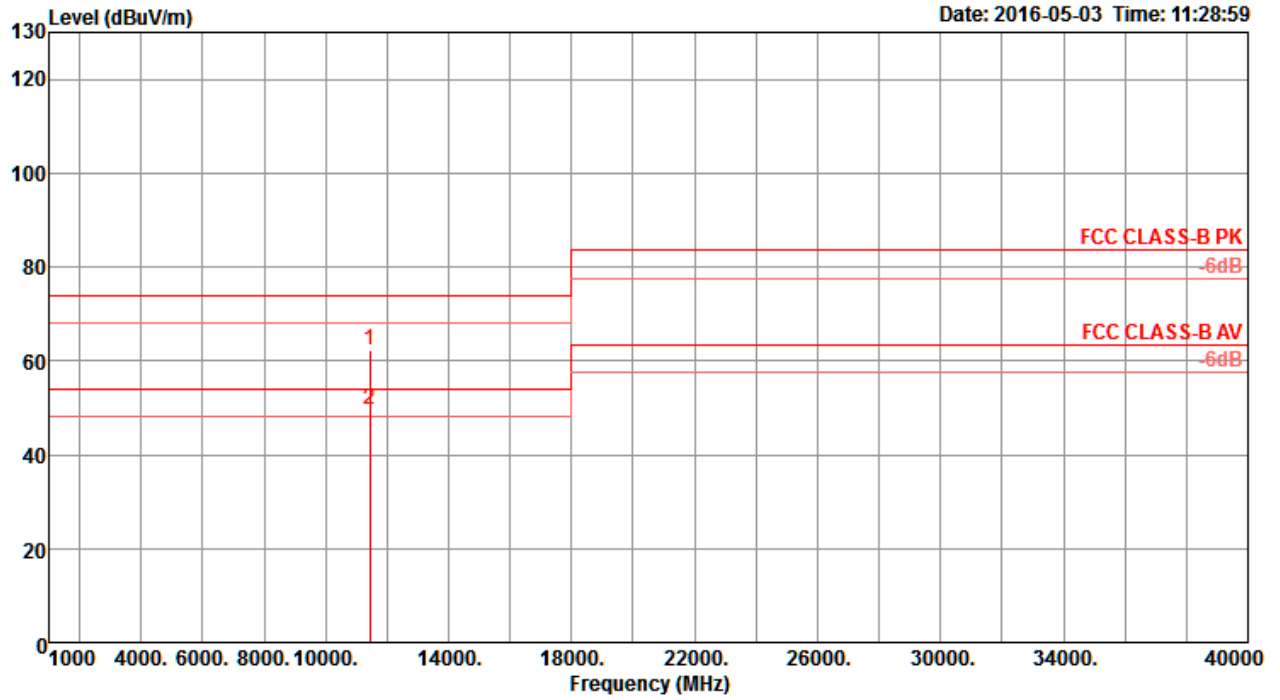
Temperature	22°C	Humidity	56%
Test Engineer	Peter Wu & Gary Chu	Configurations	IEEE 802.11ac MCS0/Nss1 VHT40 CH 142 / Chain 1 + Chain 2 + Chain 3 + Chain 4
Test Mode	Mode 3		

Horizontal



	Freq	Level	Limit	Over	Read	Cable	Antenna	Preamp	T/Pos	A/Pos	Remark	Pol/Phase
	MHz	dBuV/m	dBuV/m	dB	dBuV	dB	dB/m	dB	deg	cm		
1	11412.40	46.20	54.00	-7.80	32.70	9.63	38.50	34.63	338	190	Average	HORIZONTAL
2	11412.56	57.56	74.00	-16.44	44.06	9.63	38.50	34.63	338	190	Peak	HORIZONTAL

Vertical

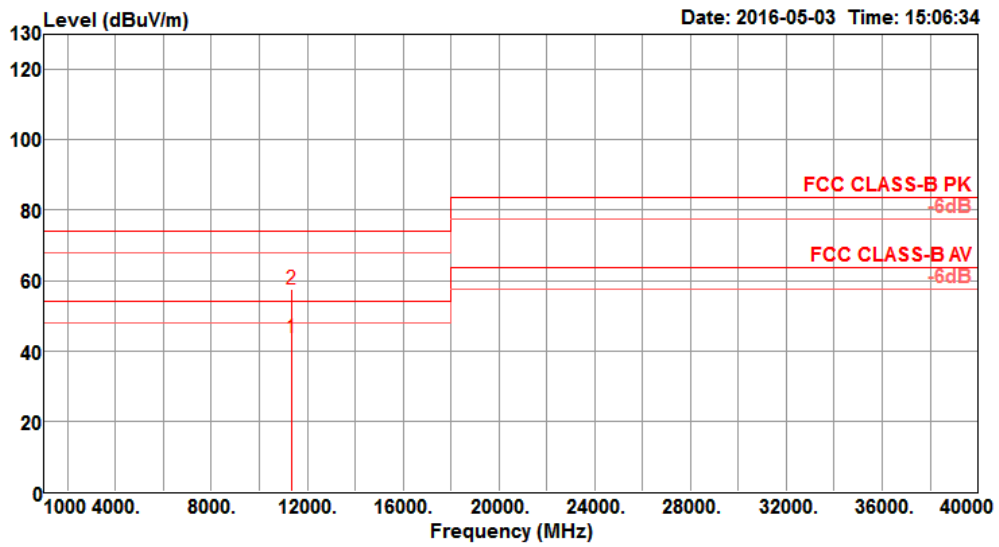


	Freq	Level	Limit	Over	Read	CableAntenna	Preamp	T/Pos	A/Pos	Remark	Pol/Phase	
	MHz	dBuV/m	dBuV/m	dB	dBuV	dB	dB/m	dB	deg	cm		
1	11428.80	62.27	74.00	-11.73	48.77	9.63	38.50	34.63	183	202	Peak	VERTICAL
2	11429.28	49.65	54.00	-4.35	36.15	9.63	38.50	34.63	183	202	Average	VERTICAL



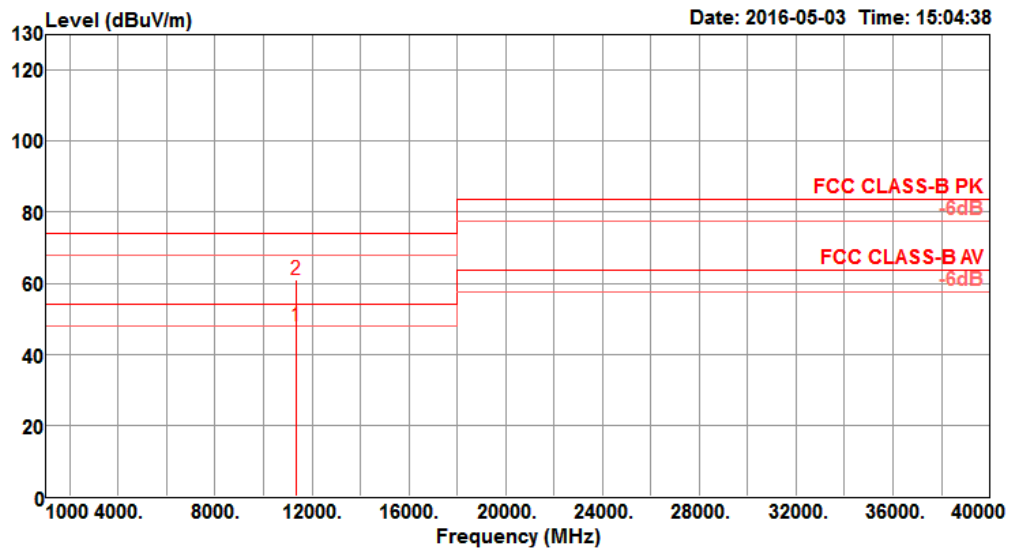
Temperature	22°C	Humidity	56%
Test Engineer	Peter Wu & Gary Chu	Configurations	IEEE 802.11ac MCS0/Nss1 VHT80 CH 138 / Chain 1 + Chain 2 + Chain 3 + Chain 4
Test Mode	Mode 3		

Horizontal



	Freq	Level	Limit	Over	Read	CableAntenna	Preamp	A/Pos	T/Pos	Remark	Pol/Phase	
	MHz	dBuV/m	dBuV/m	dB	dBuV	dB	dB/m	dB	cm	deg		
1	11379.32	43.90	54.00	-10.10	28.37	10.72	39.54	34.73	144	316	Average	HORIZONTAL
2	11379.81	57.71	74.00	-16.29	42.18	10.72	39.54	34.73	144	316	Peak	HORIZONTAL

Vertical

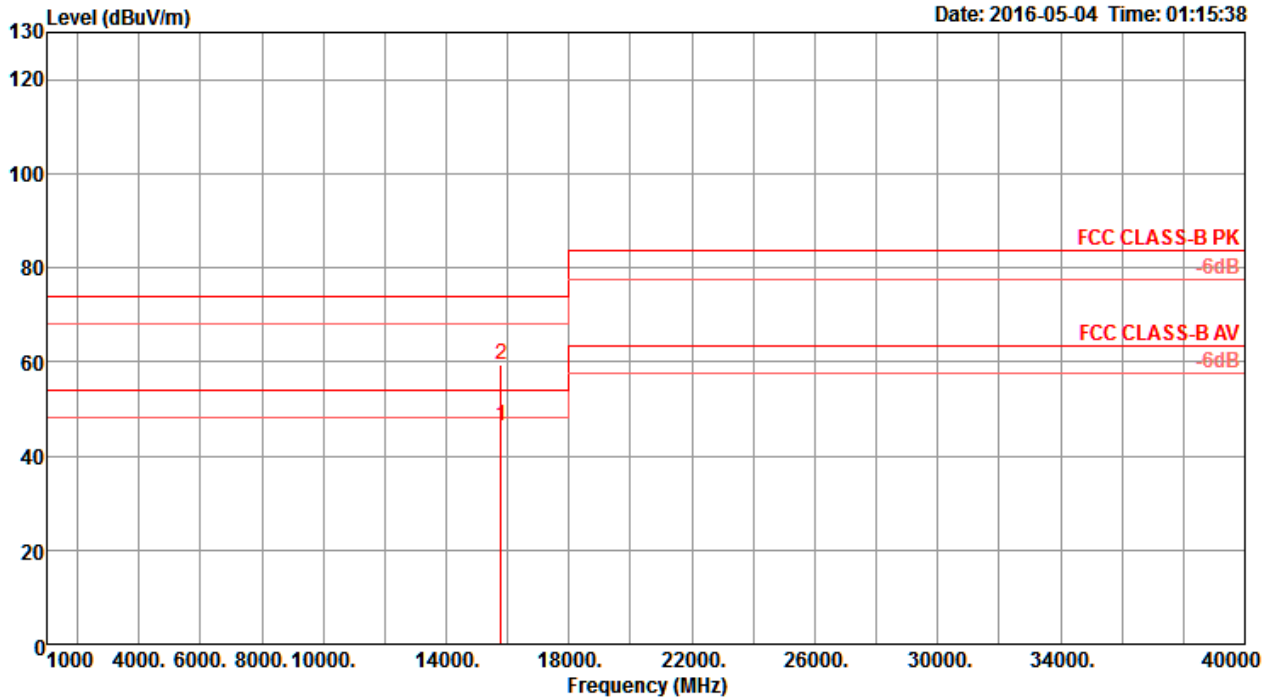


	Freq	Level	Limit Line	Over Limit	Read Level	CableAntenna Loss	Preamp Factor	A/Pos	T/Pos	Remark	Pol/Phase	
	MHz	dBuV/m	dBuV/m	dB	dBuV	dB	dB/m	dB	cm	deg		
1	11379.87	47.83	54.00	-6.17	32.30	10.72	39.54	34.73	256	131	Average	VERTICAL
2	11380.37	61.04	74.00	-12.96	45.51	10.72	39.54	34.73	256	131	Peak	VERTICAL



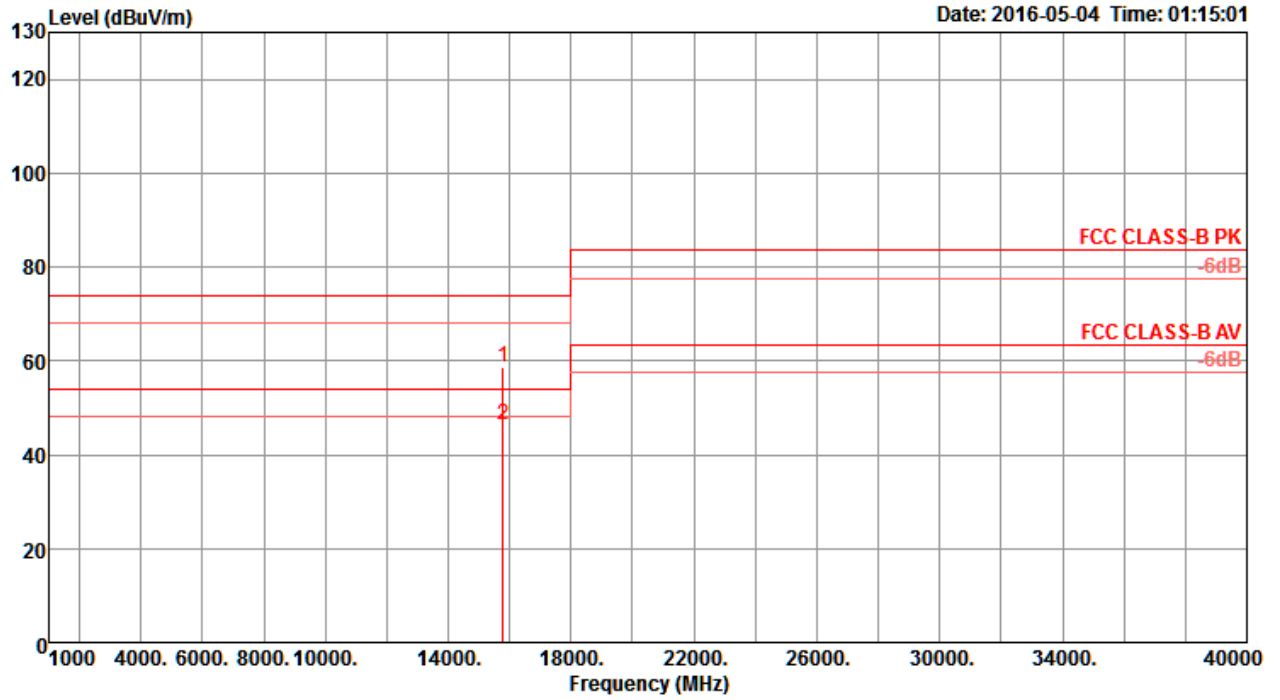
Temperature	22°C	Humidity	56%
Test Engineer	Peter Wu & Gary Chu	Configurations	IEEE 802.11ac MCS0/Nss4 VHT20 CH 52 / Chain 1 + Chain 2 + Chain 3 + Chain 4
Test Mode	Mode 3		

Horizontal



	Freq	Level	Limit	Over	Read	CableAntenna	Preamp	T/Pos	A/Pos	Remark	Pol/Phase
	MHz	dBuV/m	dBuV/m	dB	dBuV	dB	dB/m	dB	deg	cm	
1	15780.38	46.29	54.00	-7.71	31.37	11.29	38.48	34.85	105	155 Average	HORIZONTAL
2	15786.25	59.24	74.00	-14.76	44.24	11.30	38.55	34.85	105	155 Peak	HORIZONTAL

Vertical

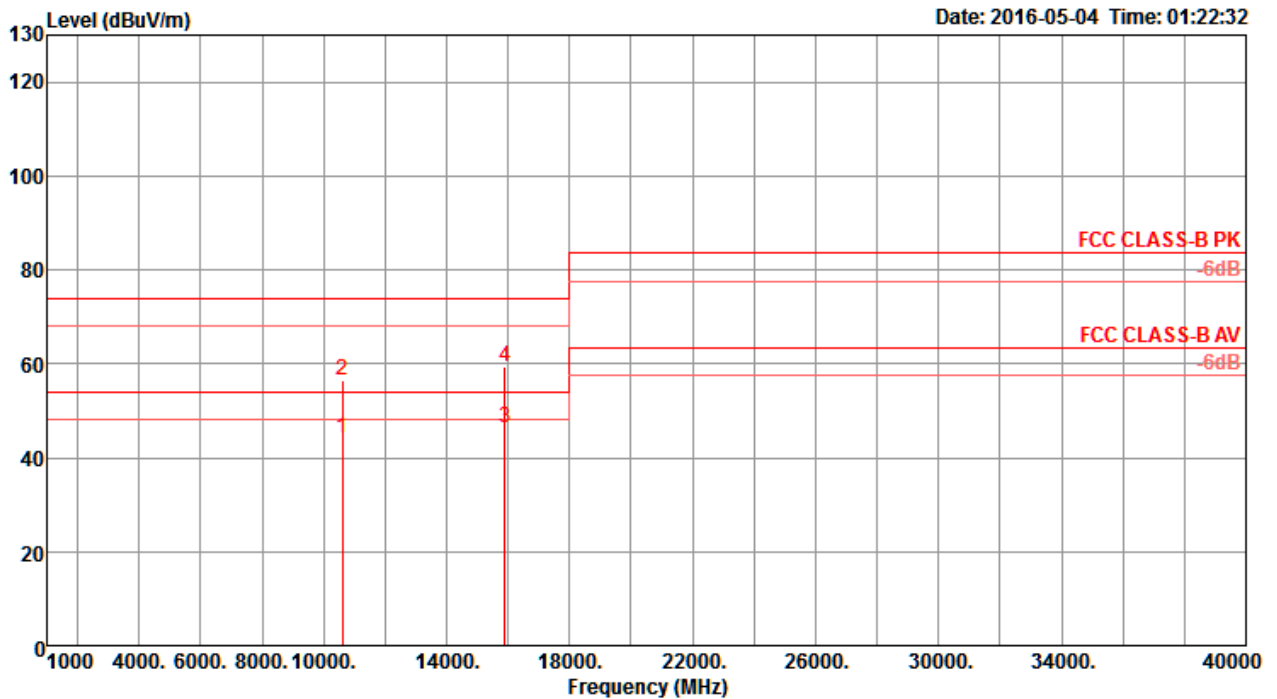


	Freq	Level	Limit	Over	Read	Cable	Antenna	Preamp	T/Pos	A/Pos	Remark	Pol/Phase
	MHz	dBuV/m	dBuV/m	dB	dBuV	dB	dB/m	dB	deg	cm		
1	15783.08	58.64	74.00	-15.36	43.64	11.30	38.55	34.85	226	158	Peak	VERTICAL
2	15784.94	46.29	54.00	-7.71	31.29	11.30	38.55	34.85	226	158	Average	VERTICAL



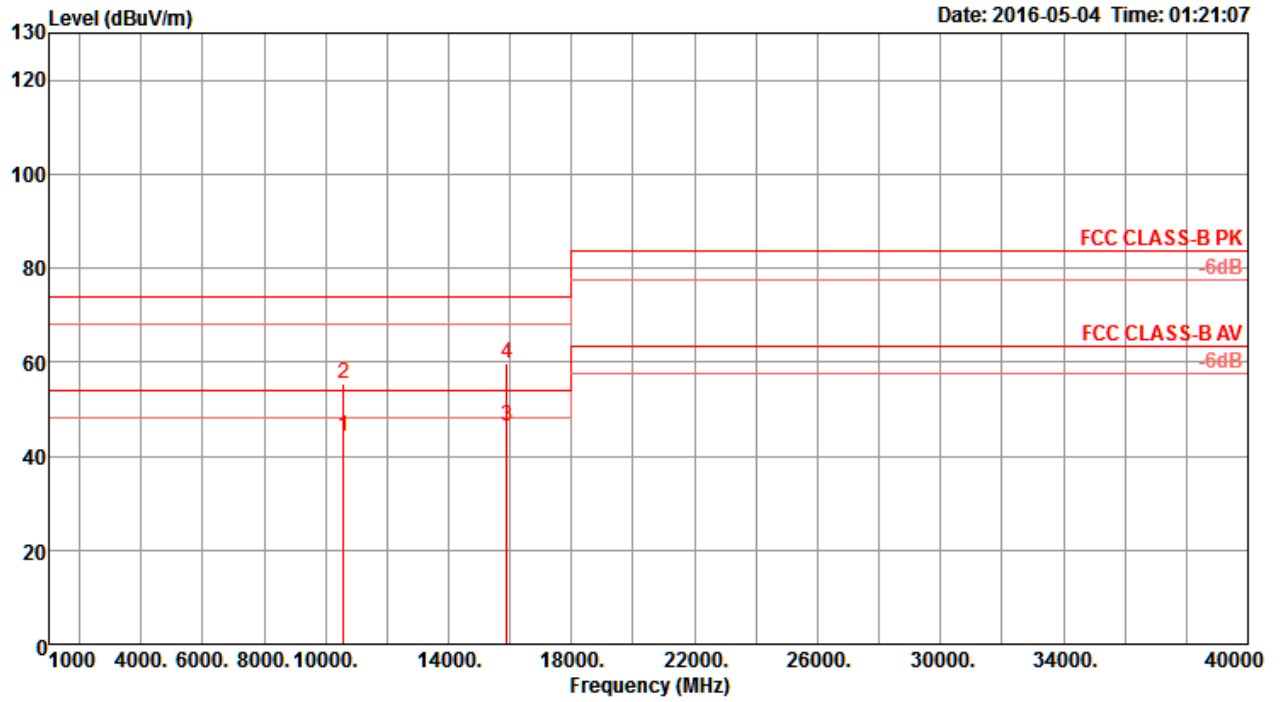
Temperature	22°C	Humidity	56%
Test Engineer	Peter Wu & Gary Chu	Configurations	IEEE 802.11ac MCS0/Nss4 VHT20 CH 60 / Chain 1 + Chain 2 + Chain 3 + Chain 4
Test Mode	Mode 3		

Horizontal



	Freq	Level	Limit	Over	Read	CableAntenna	Preamp	T/Pos	A/Pos	Remark	Pol/Phase
	MHz	dBuV/m	dBuV/m	dB	dBuV	dB	dB/m	dB	deg	cm	
1	10600.99	44.06	54.00	-9.94	30.77	9.74	38.50	34.95	268	151 Average	HORIZONTAL
2	10607.53	56.64	74.00	-17.36	43.33	9.74	38.50	34.93	268	151 Peak	HORIZONTAL
3	15890.61	46.41	54.00	-7.59	31.36	11.32	38.67	34.94	56	149 Average	HORIZONTAL
4	15902.02	59.56	74.00	-14.44	44.51	11.32	38.67	34.94	56	149 Peak	HORIZONTAL

Vertical



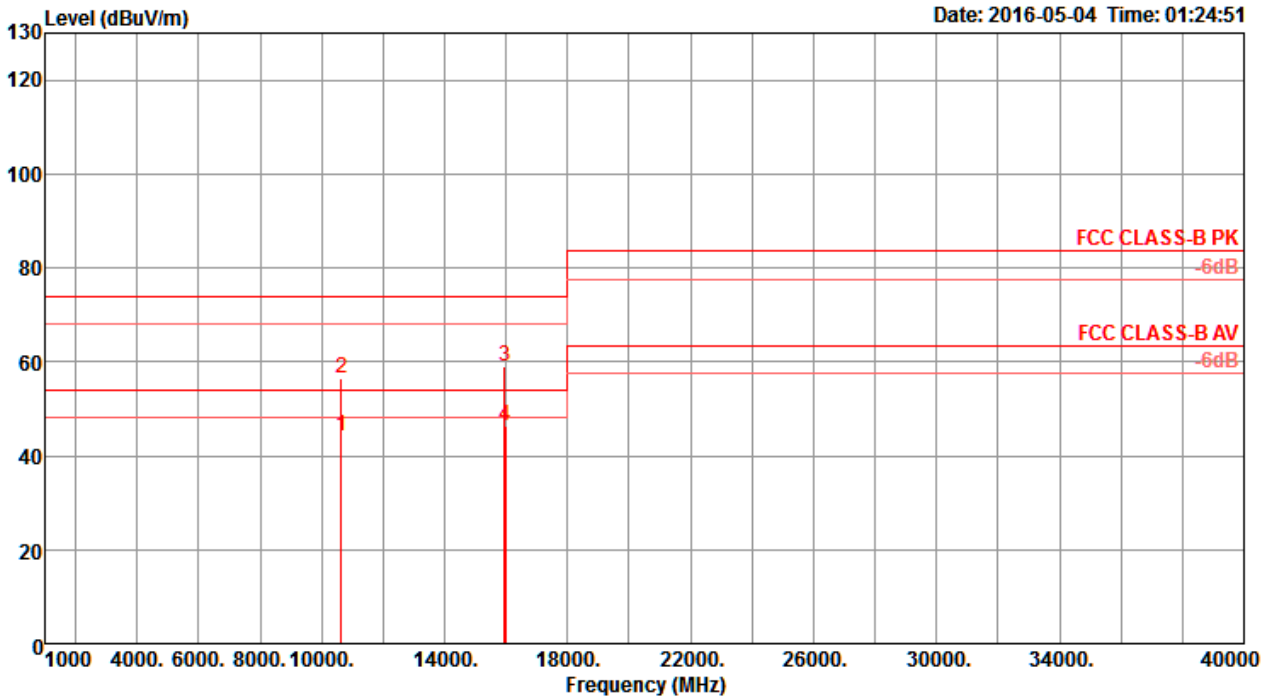
Date: 2016-05-04 Time: 01:21:07

	Freq	Level	Limit	Over	Read	CableAntenna	Preamp	T/Pos	A/Pos	Remark	Pol/Phase
	MHz	dBuV/m	dBuV/m	dB	dBuV	dB	dB/m	deg	cm		
1	10592.53	44.23	54.00	-9.77	30.94	9.74	38.50	34.95	22	149 Average	VERTICAL
2	10596.22	55.57	74.00	-18.43	42.28	9.74	38.50	34.95	22	149 Peak	VERTICAL
3	15907.85	46.45	54.00	-7.55	31.40	11.32	38.67	34.94	223	153 Average	VERTICAL
4	15908.04	59.81	74.00	-14.19	44.76	11.32	38.67	34.94	223	153 Peak	VERTICAL



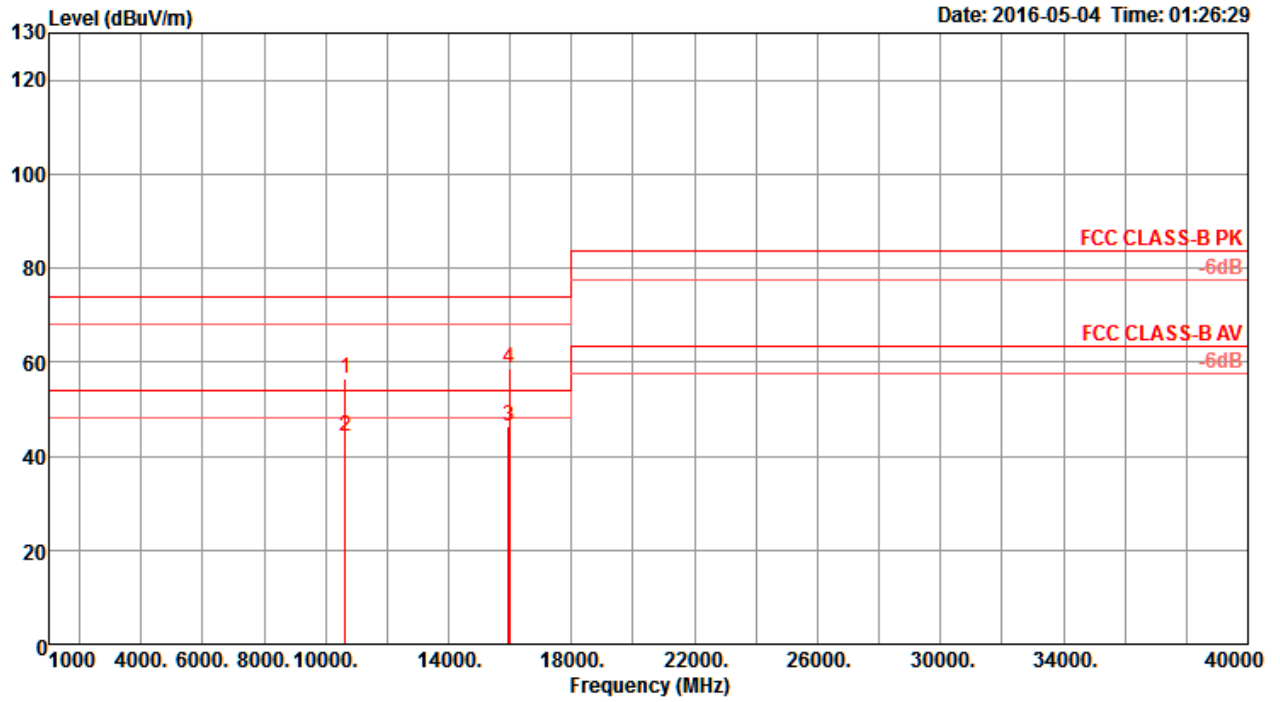
Temperature	22°C	Humidity	56%
Test Engineer	Peter Wu & Gary Chu	Configurations	IEEE 802.11ac MCS0/Nss4 VHT20 CH 64 / Chain 1 + Chain 2 + Chain 3 + Chain 4
Test Mode	Mode 3		

Horizontal



	Freq	Level	Limit Line	Over Limit	Read Level	Cable Loss	Antenna Factor	Preamp Factor	T/Pos	A/Pos	Remark	Pol/Phase
	MHz	dBuV/m	dBuV/m	dB	dBuV	dB	dB/m	dB	deg	cm		
1	10635.87	44.07	54.00	-9.93	30.77	9.73	38.50	34.93	13	152	Average	HORIZONTAL
2	10643.72	56.56	74.00	-17.44	43.23	9.73	38.50	34.90	13	152	Peak	HORIZONTAL
3	15959.01	58.89	74.00	-15.11	43.80	11.33	38.74	34.98	306	155	Peak	HORIZONTAL
4	15968.81	46.37	54.00	-7.63	31.21	11.34	38.80	34.98	306	155	Average	HORIZONTAL

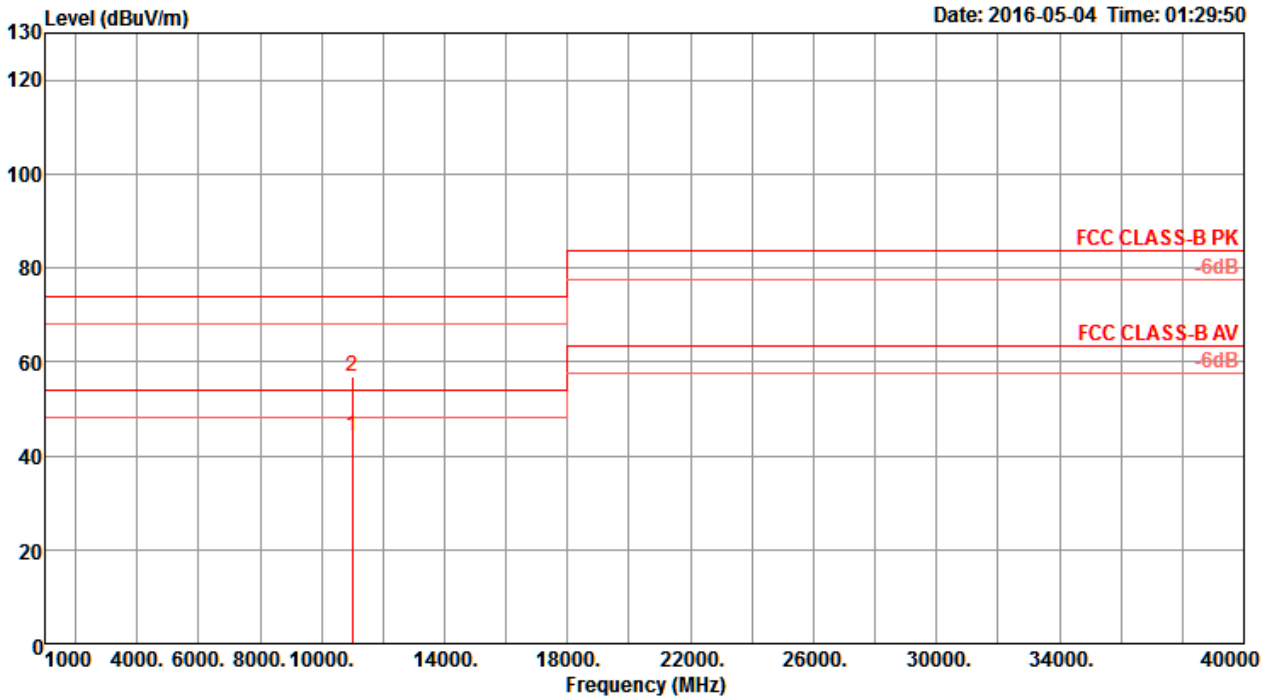
Vertical



	Freq	Level	Limit	Over	Read	CableAntenna	Preamp	T/Pos	A/Pos	Remark	Pol/Phase
	MHz	dBuV/m	dBuV/m	dB	dBuV	dB	dB/m	deg	cm		
1	10632.69	56.67	74.00	-17.33	43.37	9.73	38.50	304	168	Peak	VERTICAL
2	10638.43	44.29	54.00	-9.71	30.96	9.73	38.50	304	168	Average	VERTICAL
3	15962.47	46.35	54.00	-7.65	31.26	11.33	38.74	105	148	Average	VERTICAL
4	15963.94	58.66	74.00	-15.34	43.57	11.33	38.74	105	148	Peak	VERTICAL

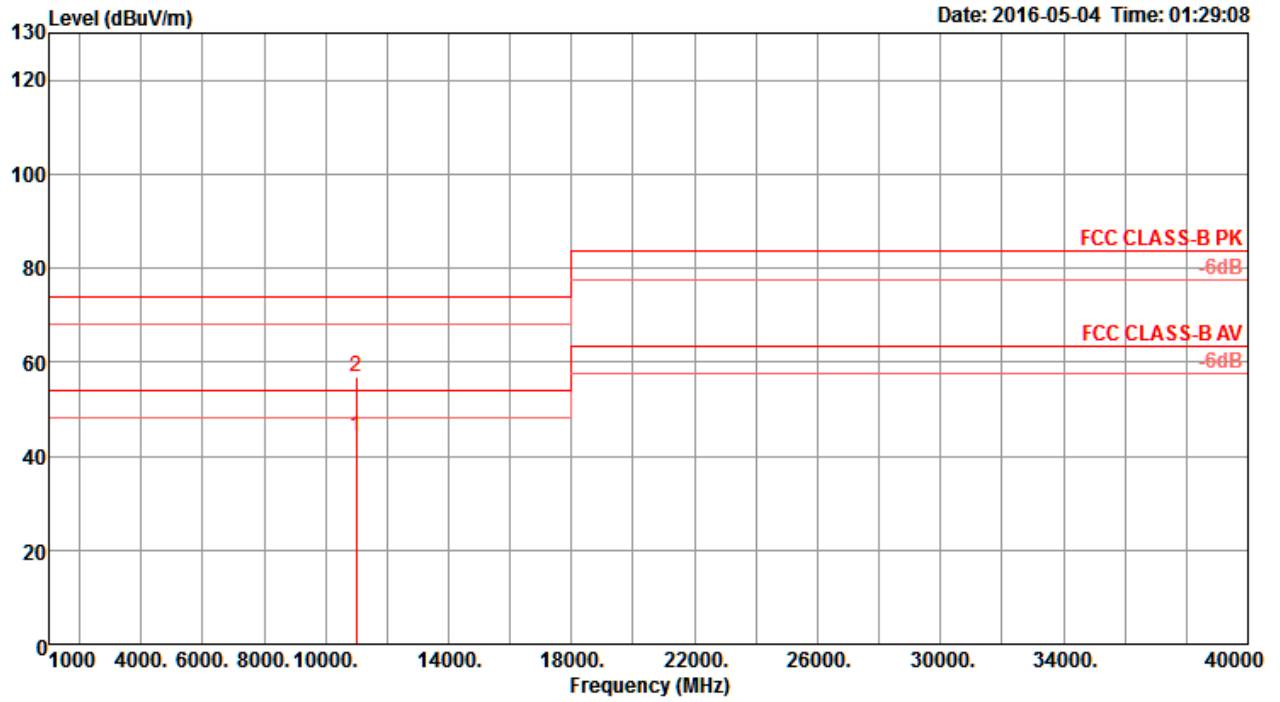
Temperature	22°C	Humidity	56%
Test Engineer	Peter Wu & Gary Chu	Configurations	IEEE 802.11ac MCS0/Nss4 VHT20 CH 100 / Chain 1 + Chain 2 + Chain 3 + Chain 4
Test Mode	Mode 3		

Horizontal



	Freq	Level	Limit	Over	Read	CableAntenna	Preamp	T/Pos	A/Pos	Remark	Pol/Phase	
	MHz	dBuV/m	dBuV/m	dB	dBuV	dB	dB/m	dB	deg	cm		
1	10992.72	44.18	54.00	-9.82	30.65	9.69	38.50	34.66	294	171	Average	HORIZONTAL
2	11002.05	56.83	74.00	-17.17	43.31	9.68	38.50	34.66	294	171	Peak	HORIZONTAL

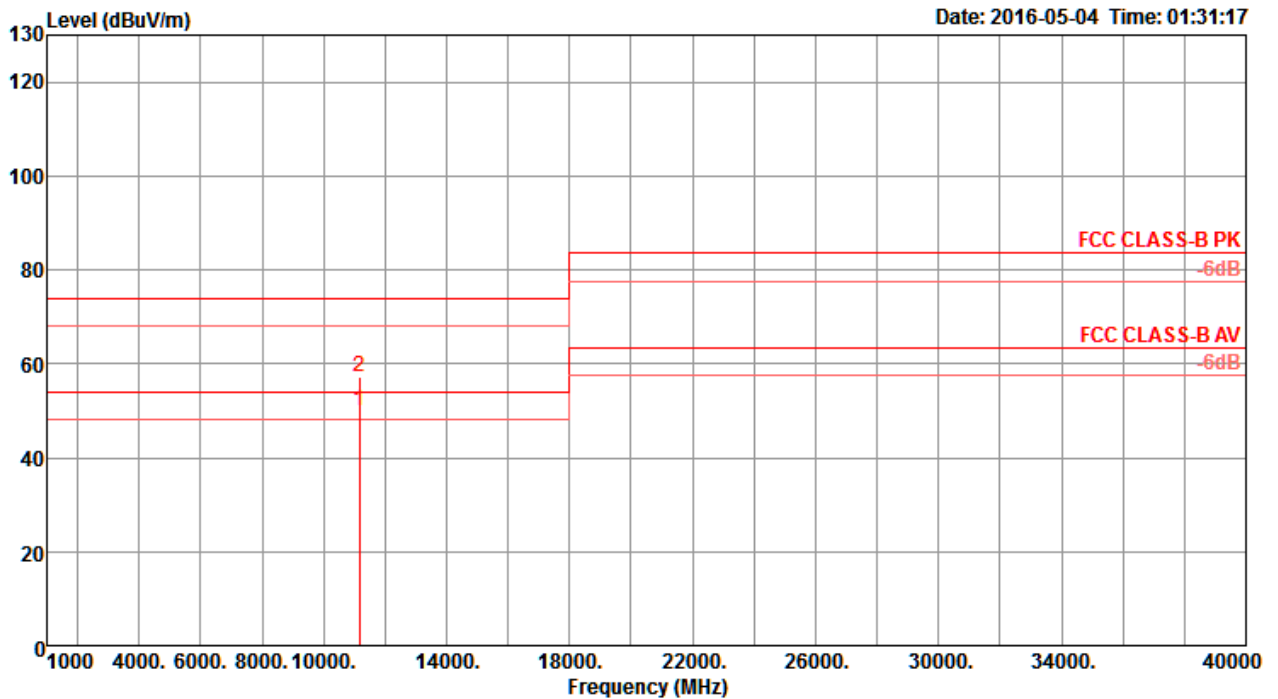
Vertical



	Freq	Level	Limit	Over	Read	Cable	Antenna	Preamp	T/Pos	A/Pos	Remark	Pol/Phase
	MHz	dBuV/m	dBuV/m	dB	dBuV	dB	dB/m	dB	deg	cm		
1	10994.33	44.26	54.00	-9.74	30.73	9.69	38.50	34.66	107	168	Average	VERTICAL
2	11000.51	56.80	74.00	-17.20	43.28	9.68	38.50	34.66	107	168	Peak	VERTICAL

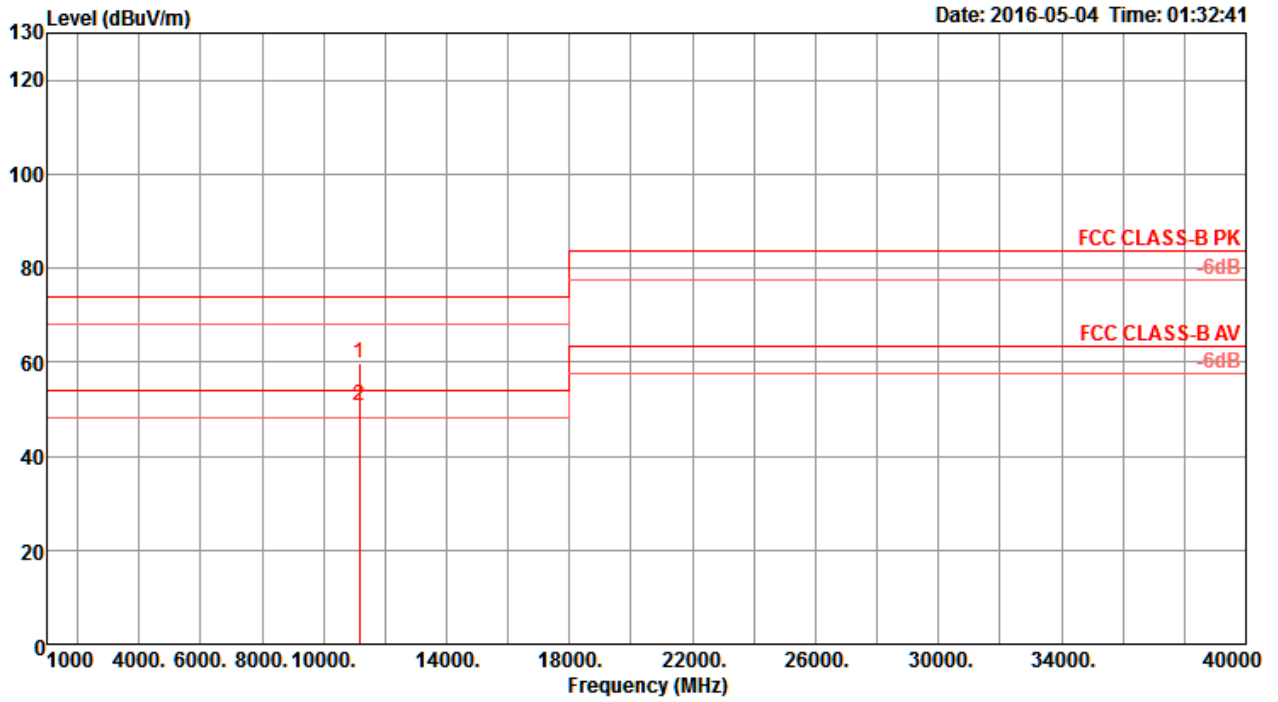
Temperature	22°C	Humidity	56%
Test Engineer	Peter Wu & Gary Chu	Configurations	IEEE 802.11ac MCS0/Nss4 VHT20 CH 116 / Chain 1 + Chain 2 + Chain 3 + Chain 4
Test Mode	Mode 3		

Horizontal



	Freq	Level	Limit	Over	Read	CableAntenna	Preamp	T/Pos	A/Pos	Remark	Pol/Phase	
	MHz	dBuV/m	dBuV/m	dB	dBuV	dB	dB/m	dB	deg	cm		
1	11167.21	49.93	54.00	-4.07	36.42	9.66	38.50	34.65	94	174	Average	HORIZONTAL
2	11167.82	57.36	74.00	-16.64	43.85	9.66	38.50	34.65	94	174	Peak	HORIZONTAL

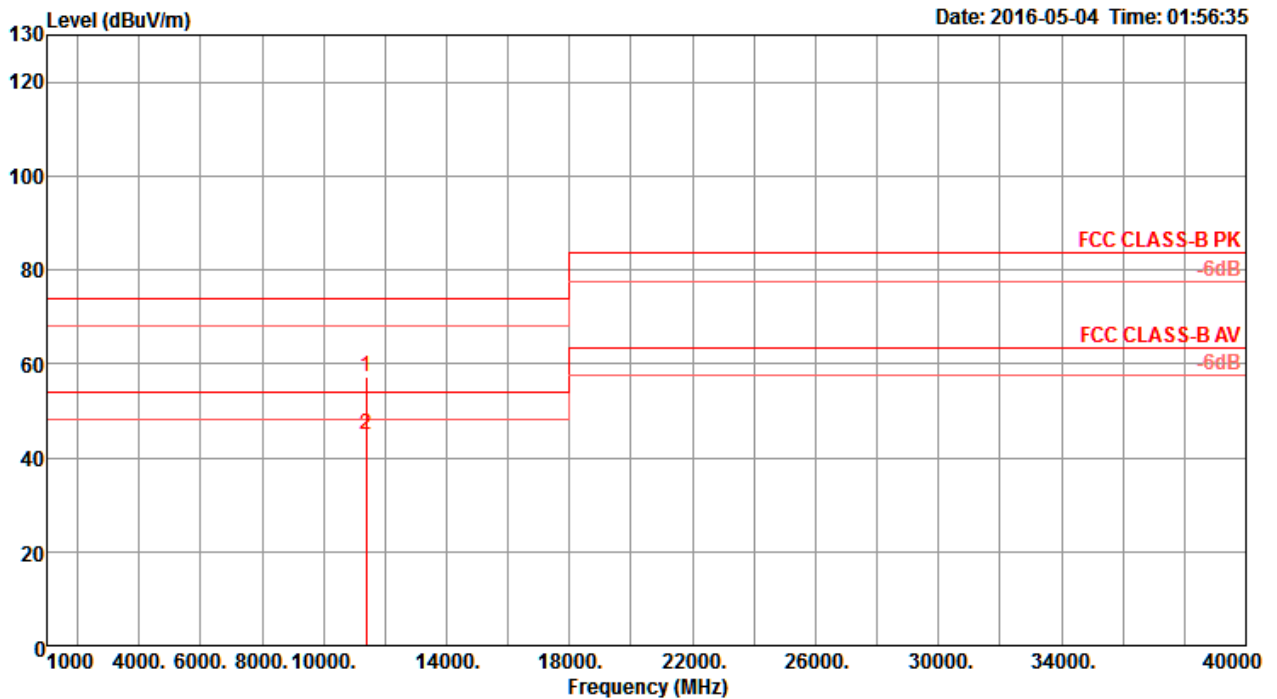
Vertical



	Freq	Level	Limit	Over	Read	Cable	Antenna	Preamp	T/Pos	A/Pos	Remark	Pol/Phase
	MHz	dBuV/m	dBuV/m	dB	dBuV	dB	dB/m	dB	deg	cm		
1	11151.28	59.58	74.00	-14.42	46.07	9.66	38.50	34.65	325	164	Peak	VERTICAL
2	11169.55	50.87	54.00	-3.13	37.36	9.66	38.50	34.65	325	164	Average	VERTICAL

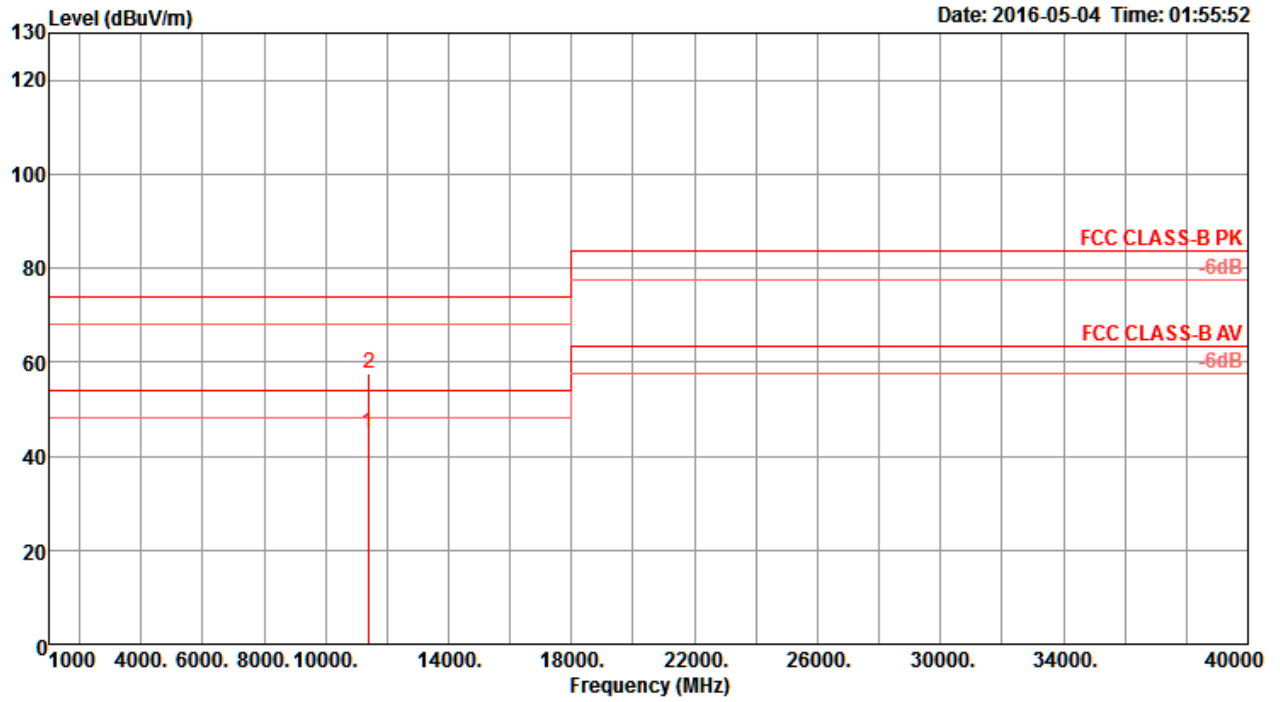
Temperature	22°C	Humidity	56%
Test Engineer	Peter Wu & Gary Chu	Configurations	IEEE 802.11ac MCS0/Nss4 VHT20 CH 140 / Chain 1 + Chain 2 + Chain 3 + Chain 4
Test Mode	Mode 3		

Horizontal



	Freq	Level	Limit Line	Over Limit	Read Level	CableAntenna Loss	Antenna Factor	Preamp Factor	T/Pos	A/Pos	Remark	Pol/Phase
	MHz	dBuV/m	dBuV/m	dB	dBuV	dB	dB/m	dB	deg	cm		
1	11392.60	57.06	74.00	-16.94	43.56	9.63	38.50	34.63	245	175	Peak	HORIZONTAL
2	11396.47	44.97	54.00	-9.03	31.47	9.63	38.50	34.63	245	175	Average	HORIZONTAL

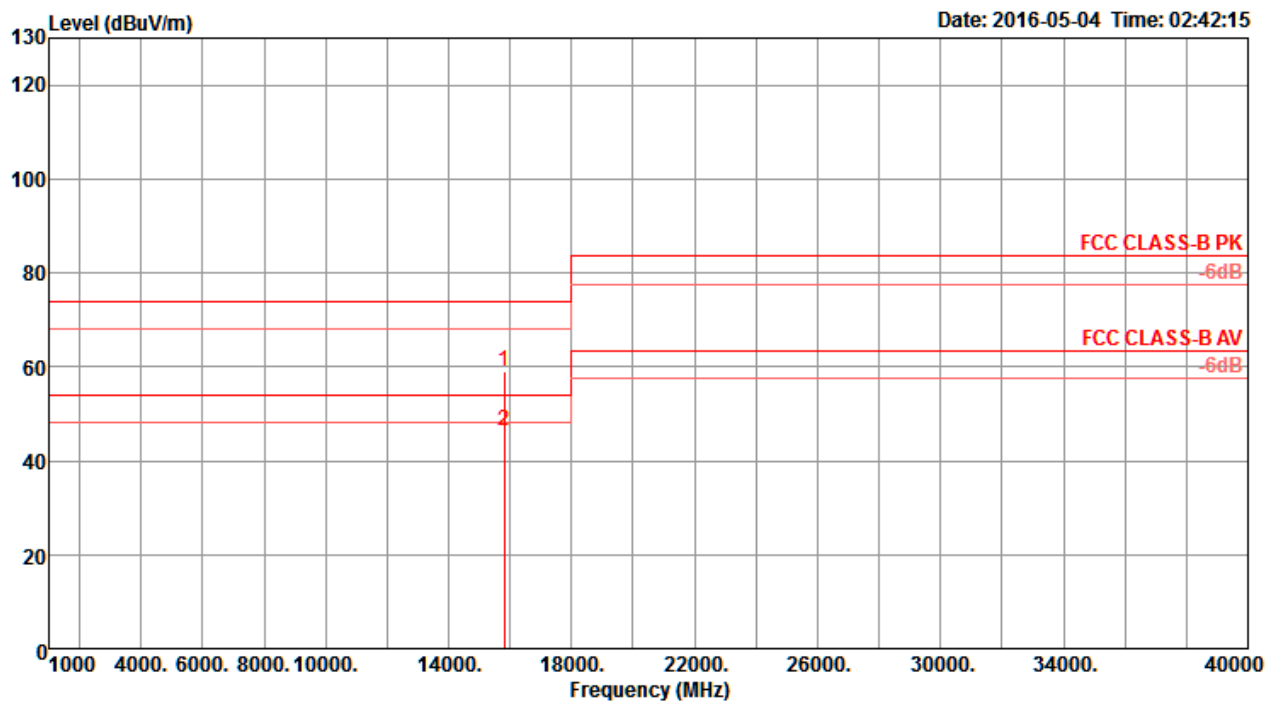
Vertical



	Freq	Level	Limit	Over	Read	Cable	Antenna	Preamp	T/Pos	A/Pos	Remark	Pol/Phase
	MHz	dBuV/m	dBuV/m	dB	dBuV	dB	dB/m	dB	deg	cm		
1	11397.63	44.84	54.00	-9.16	31.34	9.63	38.50	34.63	11	180	Average	VERTICAL
2	11402.05	57.49	74.00	-16.51	43.99	9.63	38.50	34.63	11	180	Peak	VERTICAL

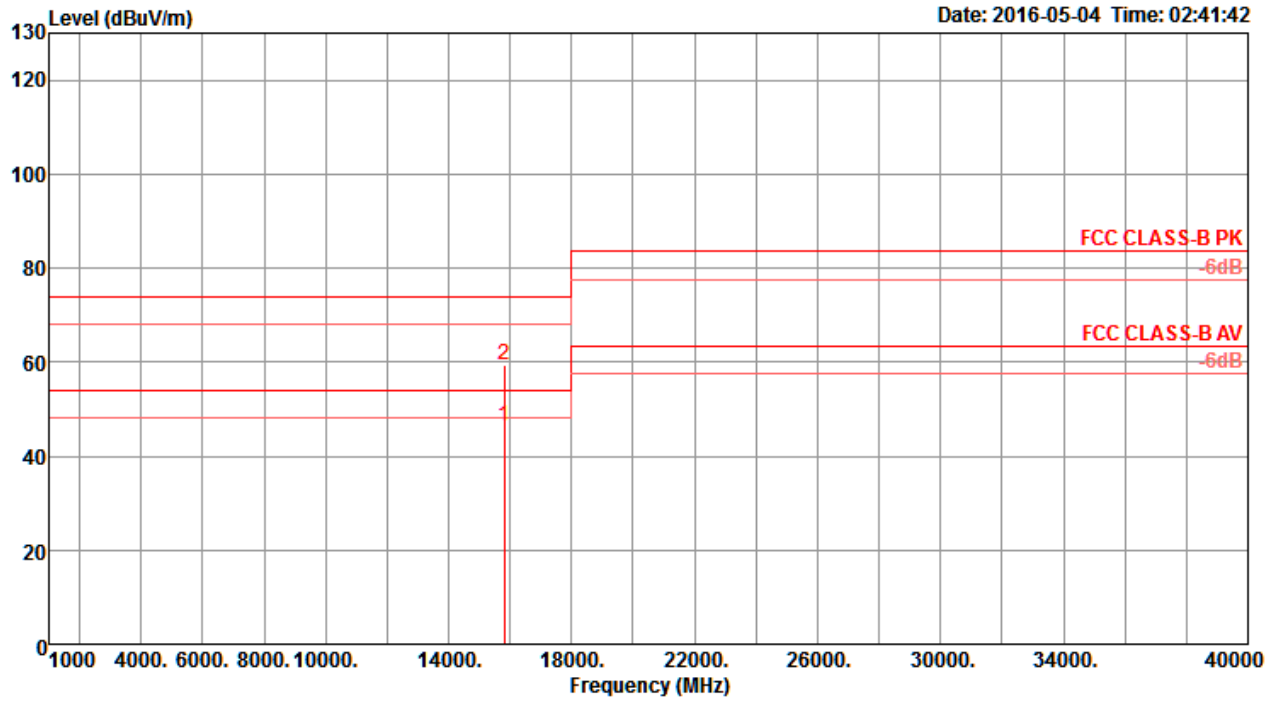
Temperature	22°C	Humidity	56%
Test Engineer	Peter Wu & Gary Chu	Configurations	IEEE 802.11ac MCS0/Nss4 VHT40 CH 54 / Chain 1 + Chain 2 + Chain 3 + Chain 4
Test Mode	Mode 3		

Horizontal



	Freq	Level	Limit	Over	Read	Cable	Antenna	Preamp	T/Pos	A/Pos	Remark	Pol/Phase
	MHz	dBuV/m	dBuV/m	dB	dBuV	Loss	Factor	Factor	deg	cm		
1	15800.96	58.88	74.00	-15.12	43.88	11.30	38.55	34.85	221	174	Peak	HORIZONTAL
2	15814.36	46.22	54.00	-7.78	31.22	11.30	38.55	34.85	221	174	Average	HORIZONTAL

Vertical

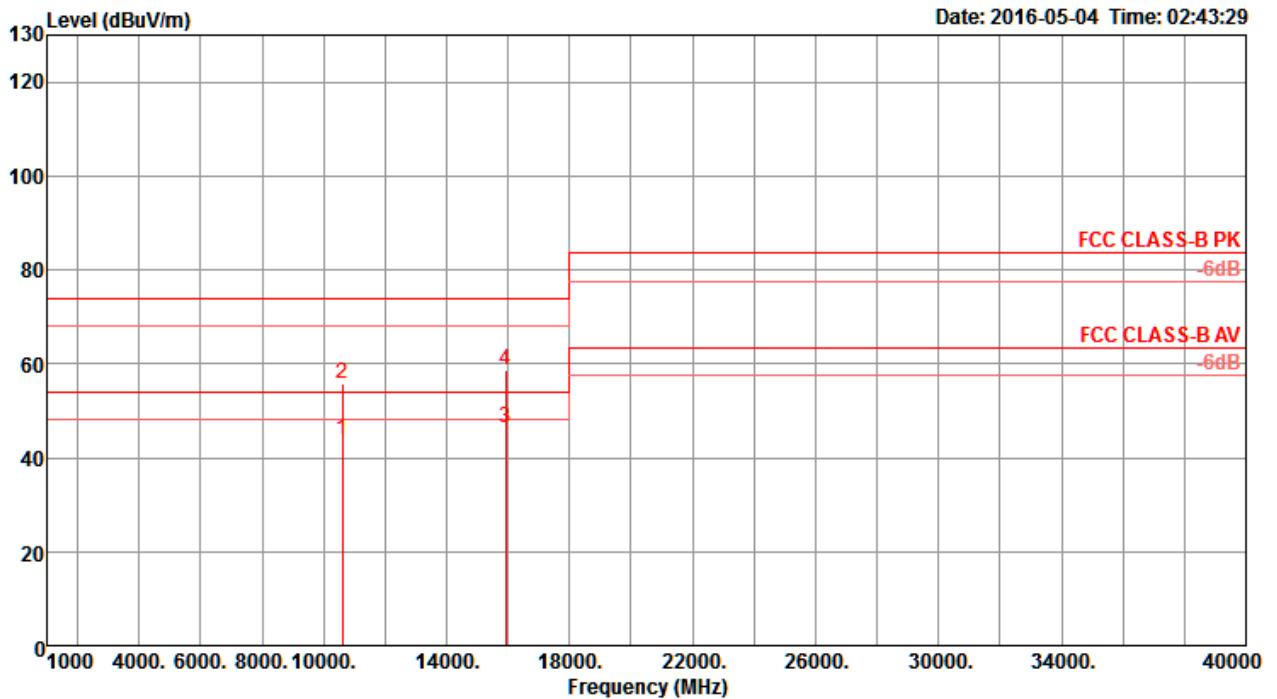


	Freq	Level	Limit	Over	Read	Cable	Antenna	Preamp	T/Pos	A/Pos	Remark	Pol/Phase
	MHz	dBuV/m	dBuV/m	dB	dBuV	dB	dB/m	dB	deg	cm		
1	15810.99	46.34	54.00	-7.66	31.34	11.30	38.55	34.85	91	172	Average	VERTICAL
2	15811.22	59.29	74.00	-14.71	44.29	11.30	38.55	34.85	91	172	Peak	VERTICAL



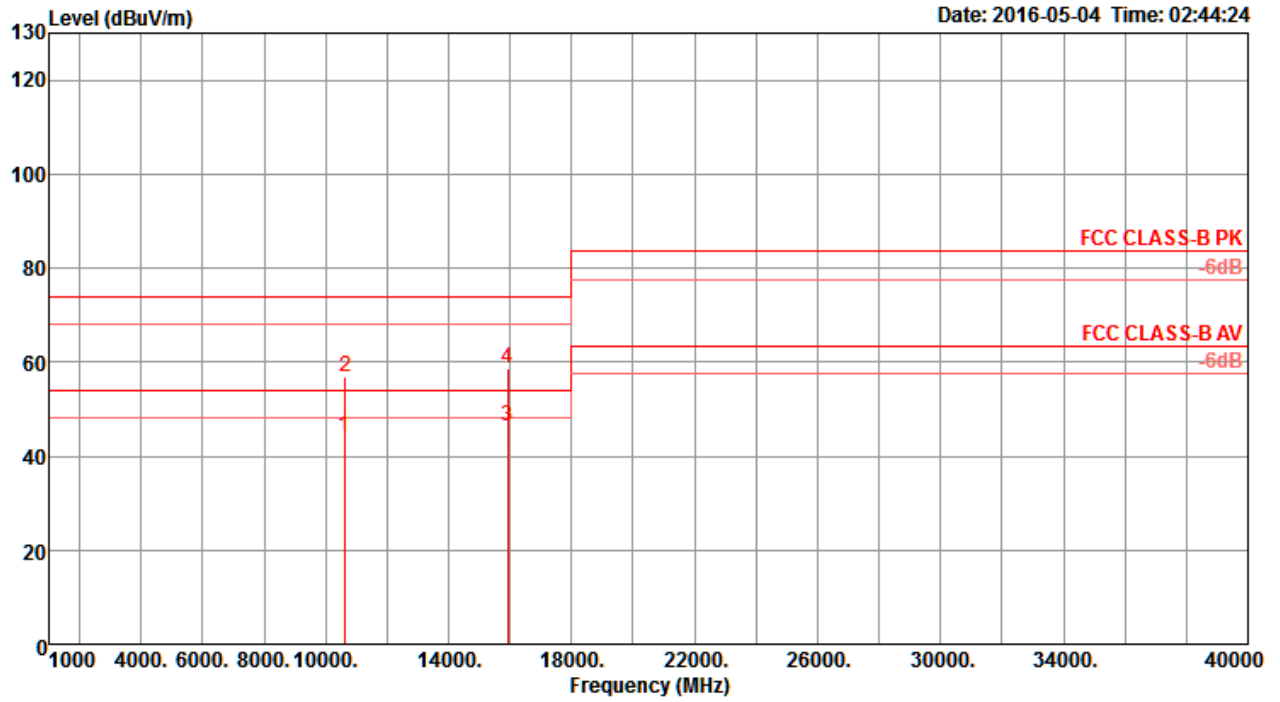
Temperature	22°C	Humidity	56%
Test Engineer	Peter Wu & Gary Chu	Configurations	IEEE 802.11ac MCS0/Nss4 VHT40 CH 62 / Chain 1 + Chain 2 + Chain 3 + Chain 4
Test Mode	Mode 3		

Horizontal



	Freq	Level	Limit Line	Over Limit	Read Level	Cable Loss	Antenna Factor	Preamp Factor	T/Pos	A/Pos	Remark	Pol/Phase
	MHz	dBuV/m	dBuV/m	dB	dBuV	dB	dB/m	dB	deg	cm		
1	10610.35	43.94	54.00	-10.06	30.63	9.74	38.50	34.93	112	175	Average	HORIZONTAL
2	10612.28	55.72	74.00	-18.28	42.41	9.74	38.50	34.93	112	175	Peak	HORIZONTAL
3	15922.02	46.31	54.00	-7.69	31.22	11.33	38.74	34.98	168	176	Average	HORIZONTAL
4	15926.28	58.76	74.00	-15.24	43.67	11.33	38.74	34.98	168	176	Peak	HORIZONTAL

Vertical

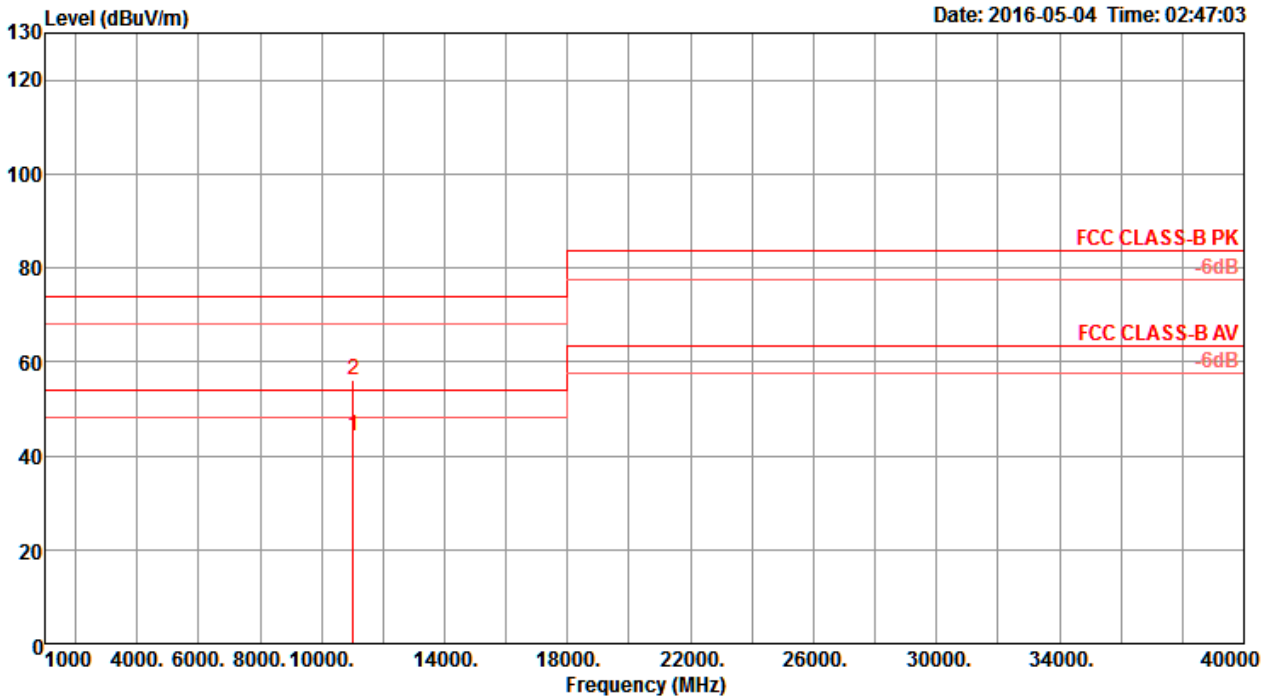


	Freq	Level	Limit	Over	Read	CableAntenna	Preamp	T/Pos	A/Pos	Remark	Pol/Phase
	MHz	dBuV/m	dBuV/m	dB	dBuV	dB	dB/m	dB	deg	cm	
1	10618.78	44.07	54.00	-9.93	30.76	9.74	38.50	34.93	311	174 Average	VERTICAL
2	10627.44	56.77	74.00	-17.23	43.47	9.73	38.50	34.93	311	174 Peak	VERTICAL
3	15921.19	46.33	54.00	-7.67	31.24	11.33	38.74	34.98	223	178 Average	VERTICAL
4	15924.84	58.63	74.00	-15.37	43.54	11.33	38.74	34.98	223	178 Peak	VERTICAL



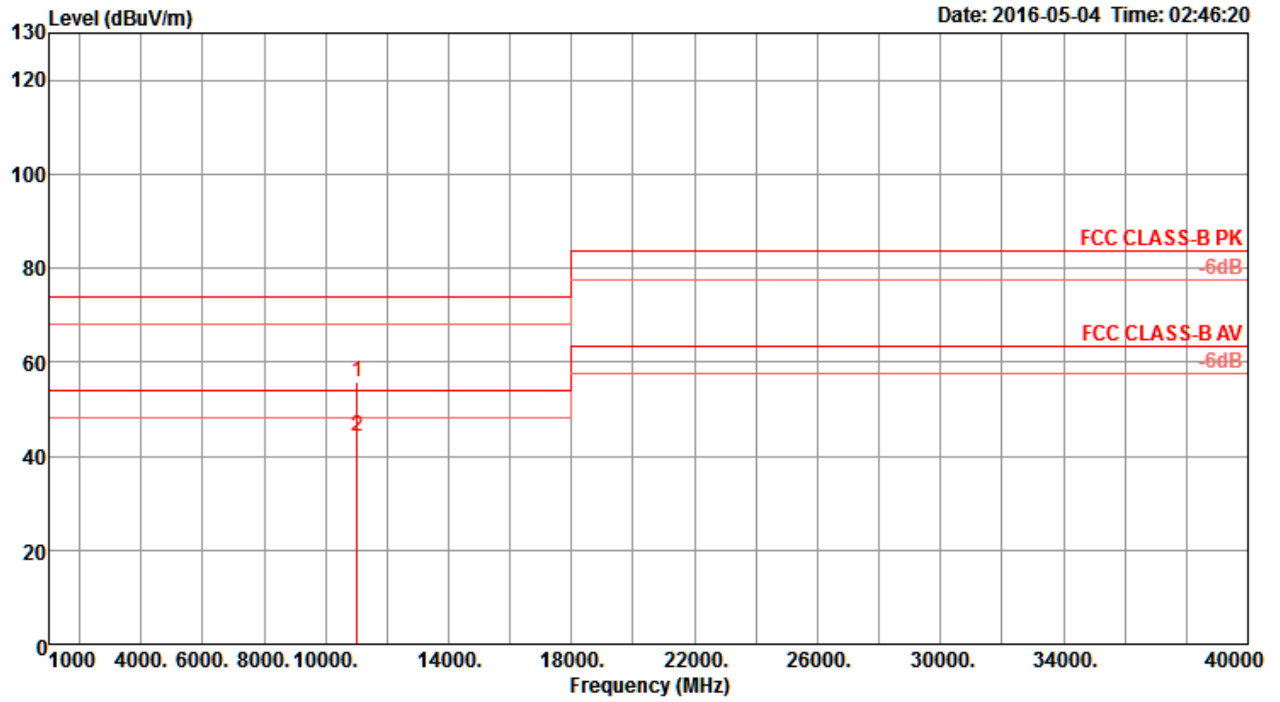
Temperature	22°C	Humidity	56%
Test Engineer	Peter Wu & Gary Chu	Configurations	IEEE 802.11ac MCS0/Nss4 VHT40 CH 102 / Chain 1 + Chain 2 + Chain 3 + Chain 4
Test Mode	Mode 3		

Horizontal



	Freq	Level	Limit	Over	Read	CableAntenna	Preamp	T/Pos	A/Pos	Remark	Pol/Phase
	MHz	dBuV/m	dBuV/m	dB	dBuV	dB	dB/m	deg	cm		
1	11021.92	44.02	54.00	-9.98	30.50	9.68	38.50	34.66	251	173 Average	HORIZONTAL
2	11027.50	56.07	74.00	-17.93	42.55	9.68	38.50	34.66	251	173 Peak	HORIZONTAL

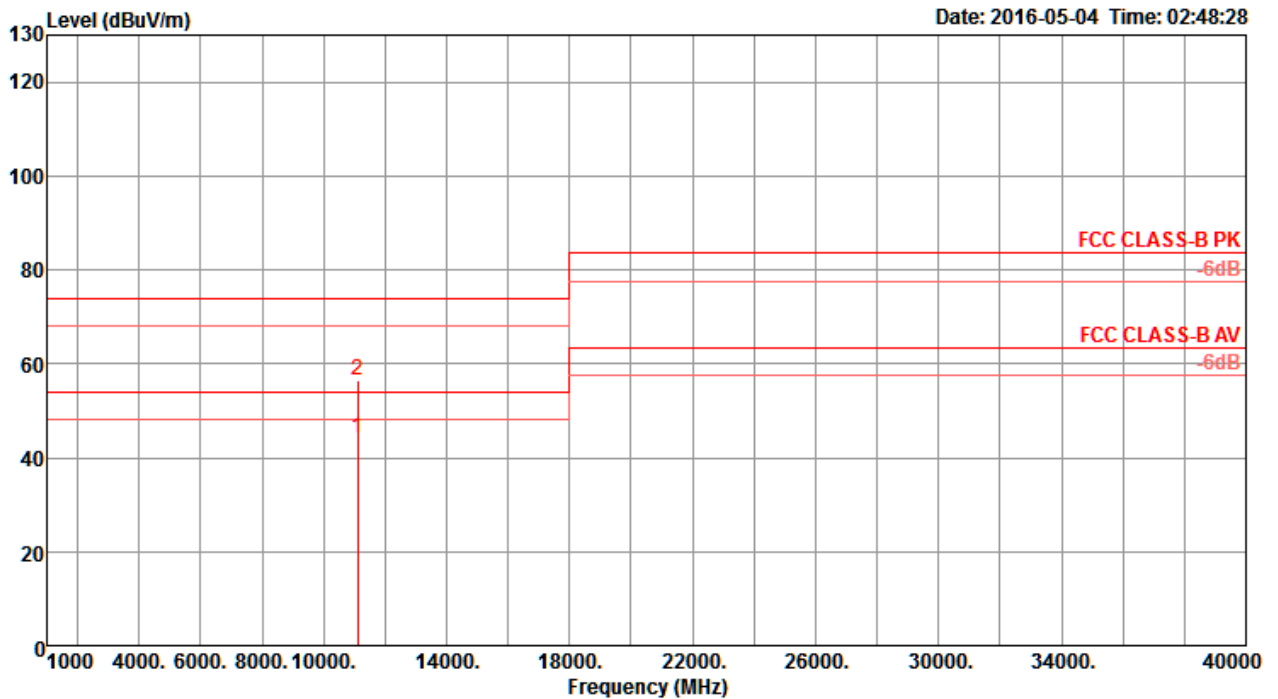
Vertical



	Freq	Level	Limit	Over	Read	Cable	Antenna	Preamp	T/Pos	A/Pos	Remark	Pol/Phase
	MHz	dBuV/m	dBuV/m	dB	dBuV	dB	dB/m	dB	deg	cm		
1	11013.94	55.91	74.00	-18.09	42.39	9.68	38.50	34.66	32	170	Peak	VERTICAL
2	11019.26	44.19	54.00	-9.81	30.67	9.68	38.50	34.66	32	170	Average	VERTICAL

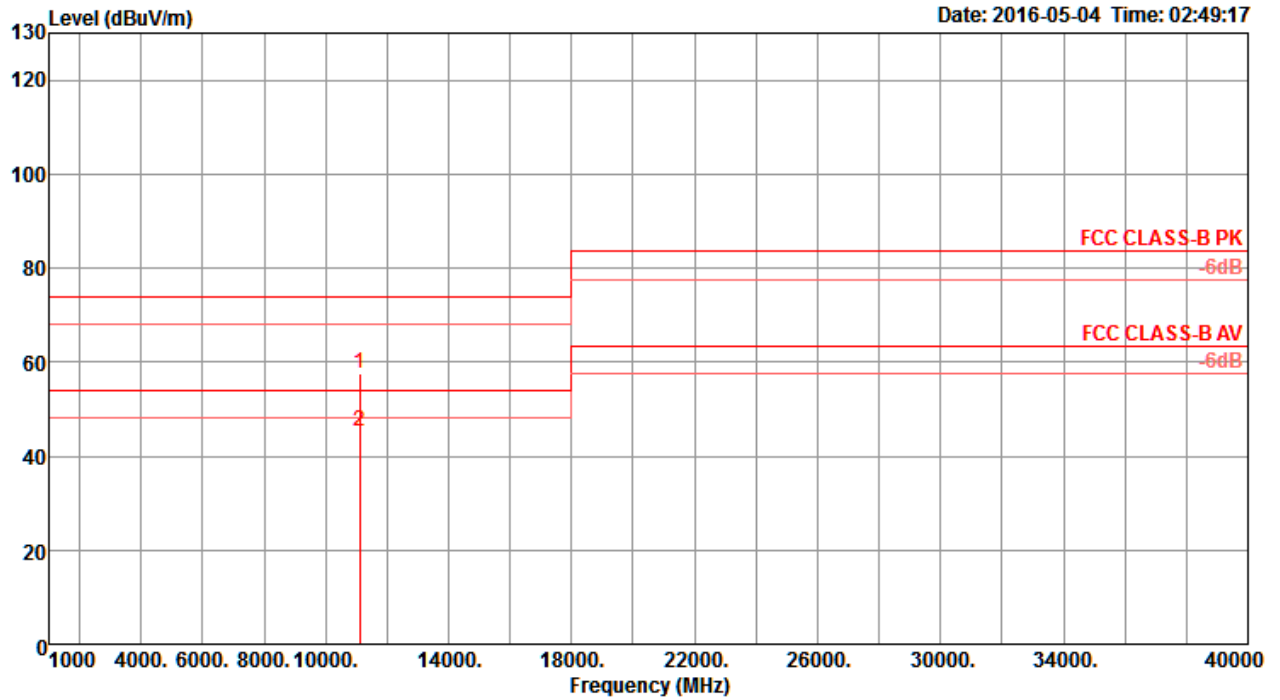
Temperature	22°C	Humidity	56%
Test Engineer	Peter Wu & Gary Chu	Configurations	IEEE 802.11ac MCS0/Nss4 VHT40 CH 110 / Chain 1 + Chain 2 + Chain 3 + Chain 4
Test Mode	Mode 3		

Horizontal



	Freq	Level	Limit	Over	Read	CableAntenna	Preamp	T/Pos	A/Pos	Remark	Pol/Phase
	MHz	dBuV/m	dBuV/m	dB	dBuV	dB	dB/m	dB	deg	cm	
1	11099.36	44.06	54.00	-9.94	30.54	9.67	38.50	34.65	61	176 Average	HORIZONTAL
2	11102.37	56.51	74.00	-17.49	42.99	9.67	38.50	34.65	61	176 Peak	HORIZONTAL

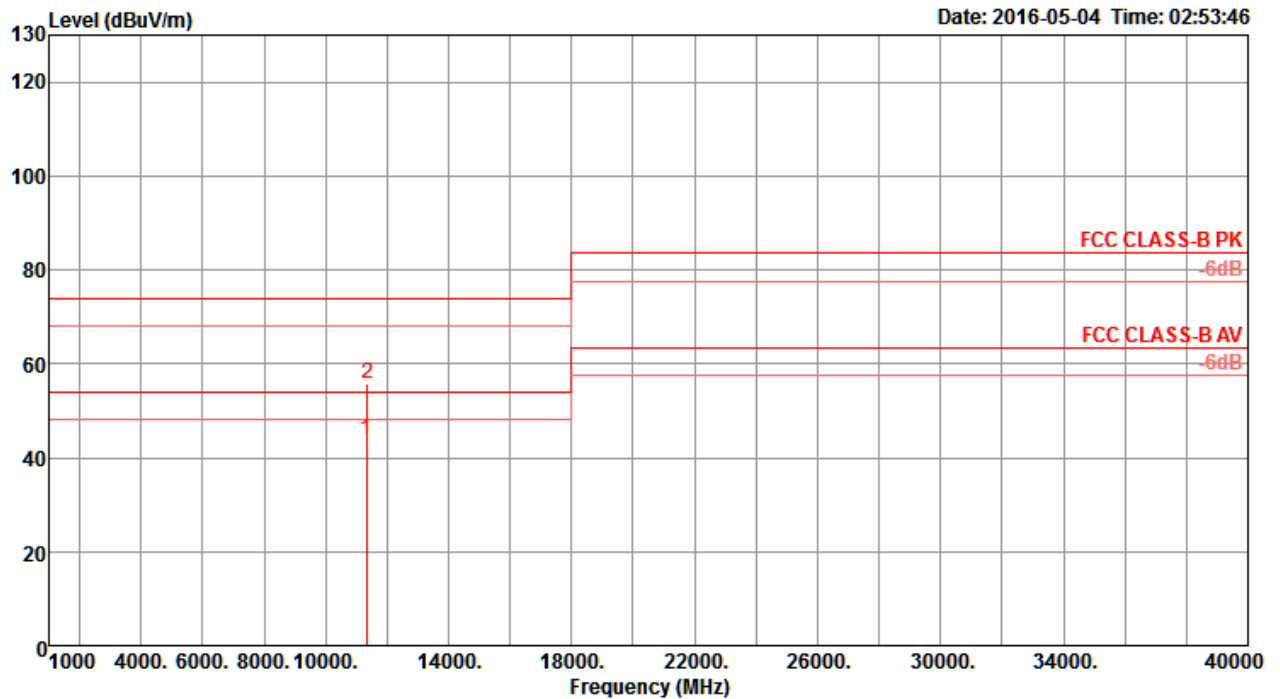
Vertical



	Freq	Level	Limit	Over	Read	Cable	Antenna	Preamp	T/Pos	A/Pos	Remark	Pol/Phase
	MHz	dBuV/m	dBuV/m	dB	dBuV	dB	dB/m	dB	deg	cm		
1	11100.35	57.48	74.00	-16.52	43.96	9.67	38.50	34.65	223	174	Peak	VERTICAL
2	11101.92	45.35	54.00	-8.65	31.83	9.67	38.50	34.65	223	174	Average	VERTICAL

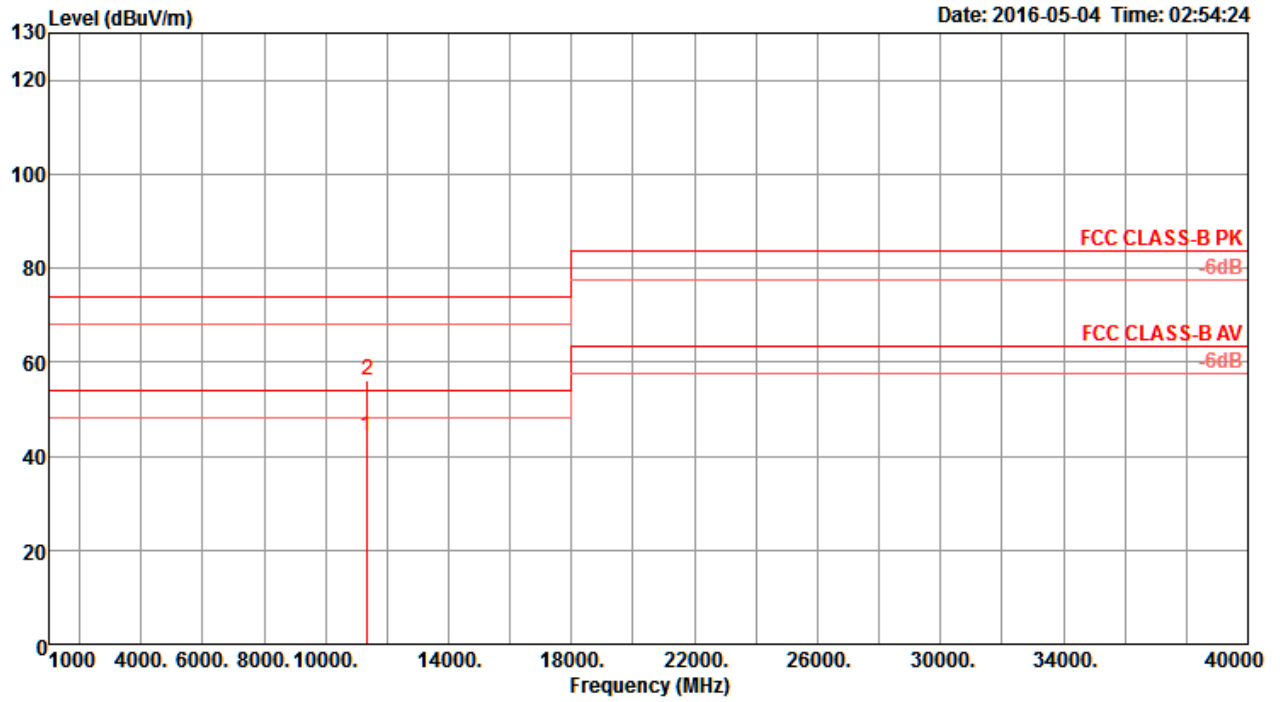
Temperature	22°C	Humidity	56%
Test Engineer	Peter Wu & Gary Chu	Configurations	IEEE 802.11ac MCS0/Nss4 VHT40 CH 134 / Chain 1 + Chain 2 + Chain 3 + Chain 4
Test Mode	Mode 3		

Horizontal



	Freq	Level	Limit	Over	Read	CableAntenna	Preamp	T/Pos	A/Pos	Remark	Pol/Phase
	MHz	dBuV/m	dBuV/m	dB	dBuV	dB	dB/m	dB	deg	cm	
1	11343.30	43.86	54.00	-10.14	30.35	9.64	38.50	34.63	128	175 Average	HORIZONTAL
2	11347.12	55.78	74.00	-18.22	42.27	9.64	38.50	34.63	128	175 Peak	HORIZONTAL

Vertical

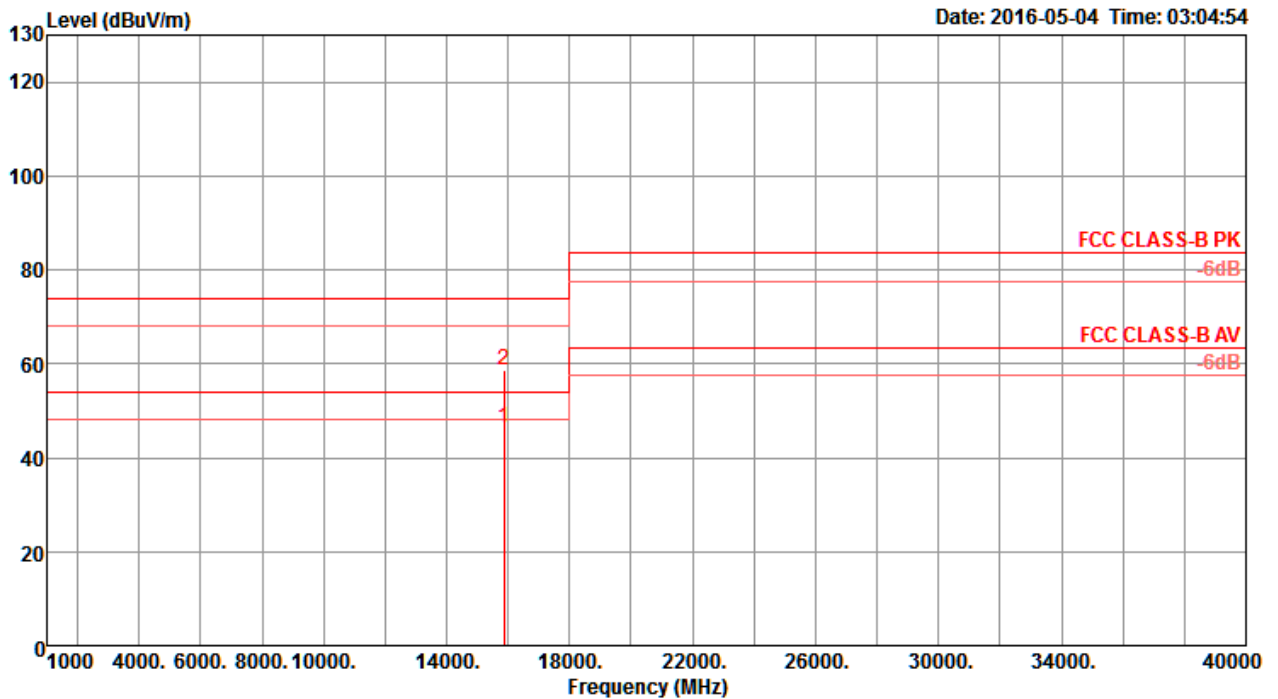


	Freq	Level	Limit	Over	Read	Cable	Antenna	Preamp	T/Pos	A/Pos	Remark	Pol/Phase
	MHz	dBuV/m	dBuV/m	dB	dBuV	dB	dB/m	dB	deg	cm		
1	11339.42	44.02	54.00	-9.98	30.51	9.64	38.50	34.63	310	178	Average	VERTICAL
2	11347.02	56.10	74.00	-17.90	42.59	9.64	38.50	34.63	310	178	Peak	VERTICAL



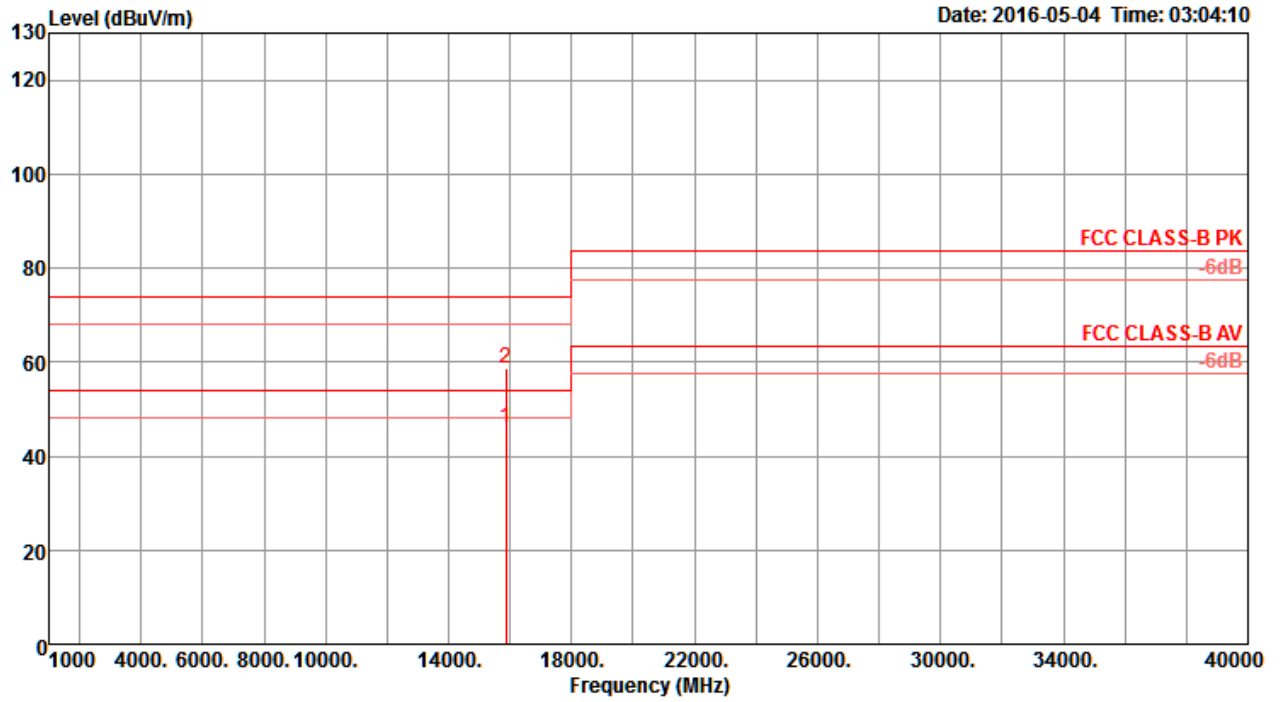
Temperature	22°C	Humidity	56%
Test Engineer	Peter Wu & Gary Chu	Configurations	IEEE 802.11ac MCS0/Nss4 VHT80 CH 58 / Chain 1 + Chain 2 + Chain 3 + Chain 4
Test Mode	Mode 3		

Horizontal



	Freq	Level	Limit	Over	Read	Cable	Antenna	Preamp	T/Pos	A/Pos	Remark	Pol/Phase
	MHz	dBuV/m	dBuV/m	dB	dBuV	dB	dB/m	dB	deg	cm		
1	15877.79	46.30	54.00	-7.70	31.25	11.32	38.67	34.94	348	173	Average	HORIZONTAL
2	15879.36	58.71	74.00	-15.29	43.66	11.32	38.67	34.94	348	173	Peak	HORIZONTAL

Vertical

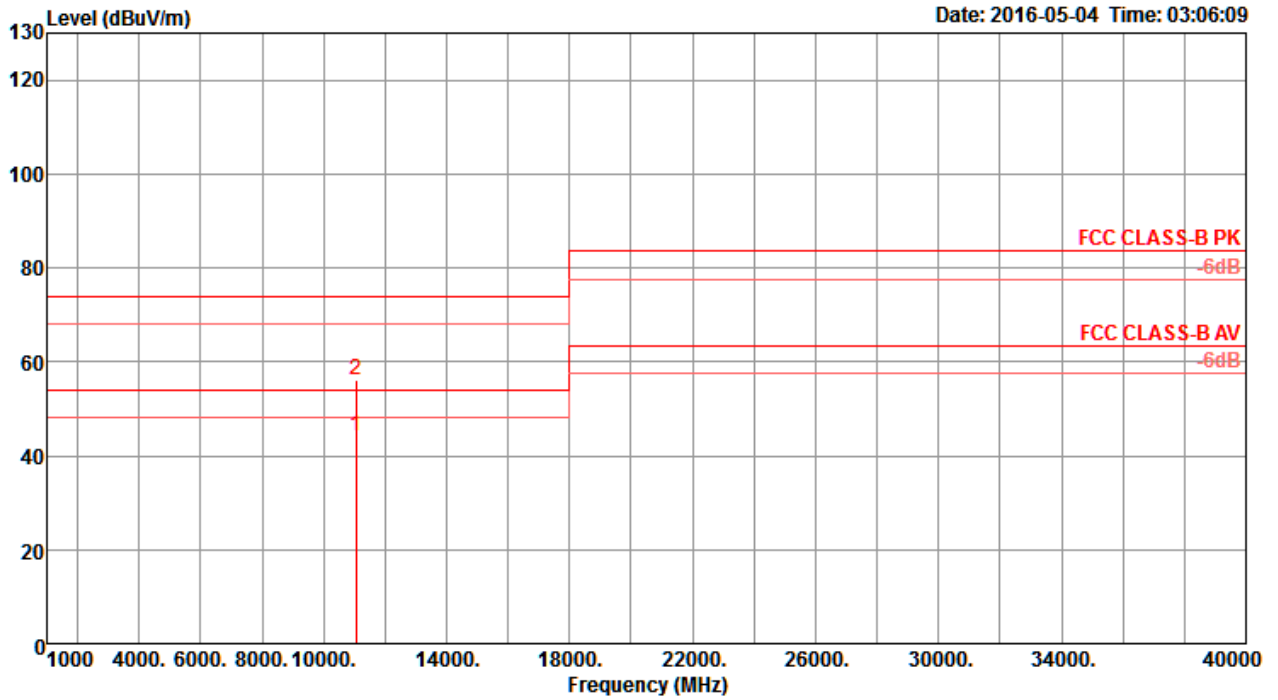


	Freq	Level	Limit	Over	Read	Cable	Antenna	Preamp	T/Pos	A/Pos	Remark	Pol/Phase
	MHz	dBuV/m	dBuV/m	dB	dBuV	dB	dB/m	dB	deg	cm		
1	15871.06	46.12	54.00	-7.88	31.14	11.31	38.61	34.94	149	167	Average	VERTICAL
2	15874.01	58.69	74.00	-15.31	43.64	11.32	38.67	34.94	149	167	Peak	VERTICAL



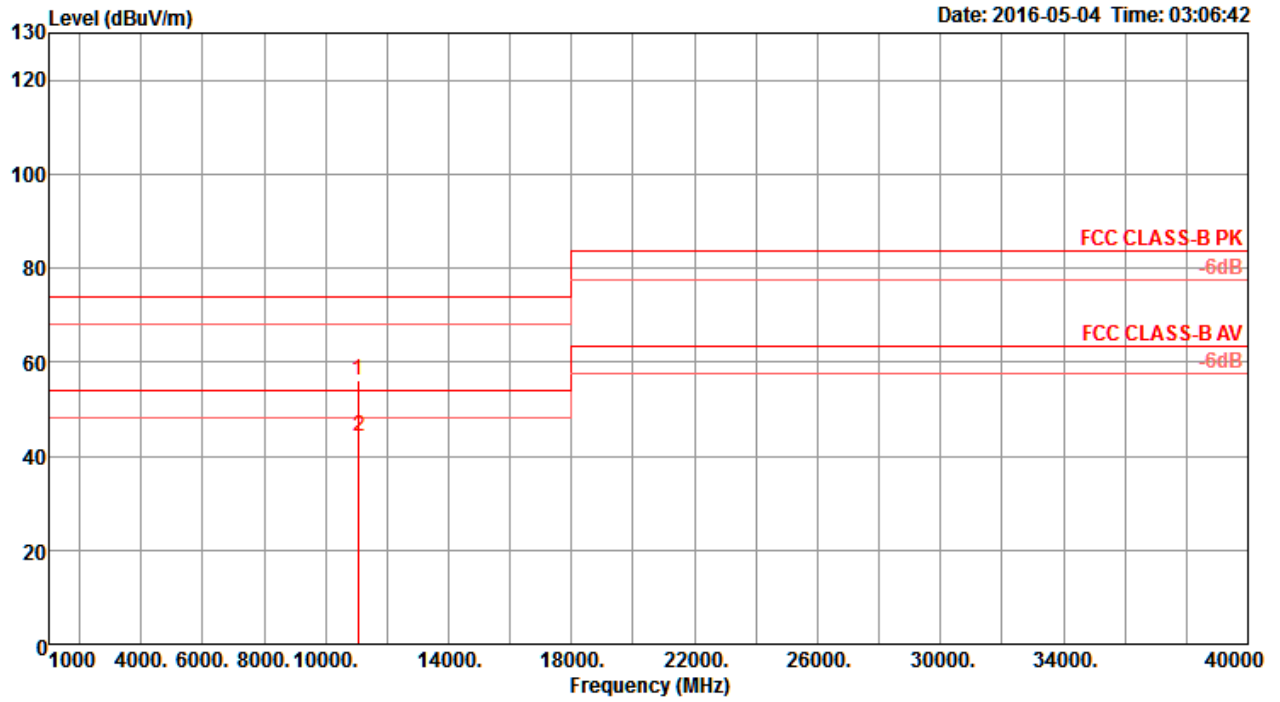
Temperature	22°C	Humidity	56%
Test Engineer	Peter Wu & Gary Chu	Configurations	IEEE 802.11ac MCS0/Nss4 VHT80 CH 106 / Chain 1 + Chain 2 + Chain 3 + Chain 4
Test Mode	Mode 3		

Horizontal



	Freq	Level	Limit Line	Over Limit	Read Level	CableAntenna Loss	Antenna Factor	Preamp Factor	T/Pos	A/Pos	Remark	Pol/Phase
	MHz	dBuV/m	dBuV/m	dB	dBuV	dB	dB/m	dB	deg	cm		
1	11062.69	44.05	54.00	-9.95	30.54	9.67	38.50	34.66	148	176	Average	HORIZONTAL
2	11067.12	56.01	74.00	-17.99	42.49	9.67	38.50	34.65	148	176	Peak	HORIZONTAL

Vertical

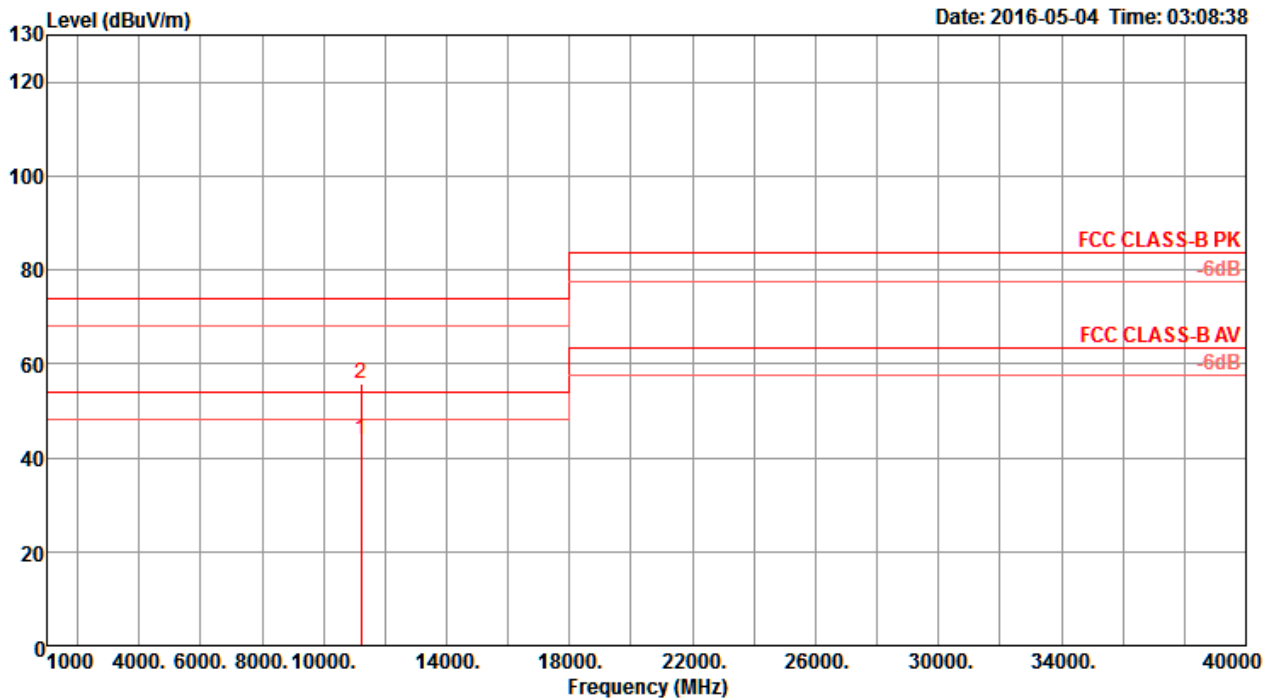


	Freq	Level	Limit	Over	Read	Cable	Antenna	Preamp	T/Pos	A/Pos	Remark	Pol/Phase
	MHz	dBuV/m	dBuV/m	dB	dBuV	dB	dB/m	dB	deg	cm		
1	11062.40	56.08	74.00	-17.92	42.57	9.67	38.50	34.66	268	174	Peak	VERTICAL
2	11069.07	44.04	54.00	-9.96	30.52	9.67	38.50	34.65	268	174	Average	VERTICAL



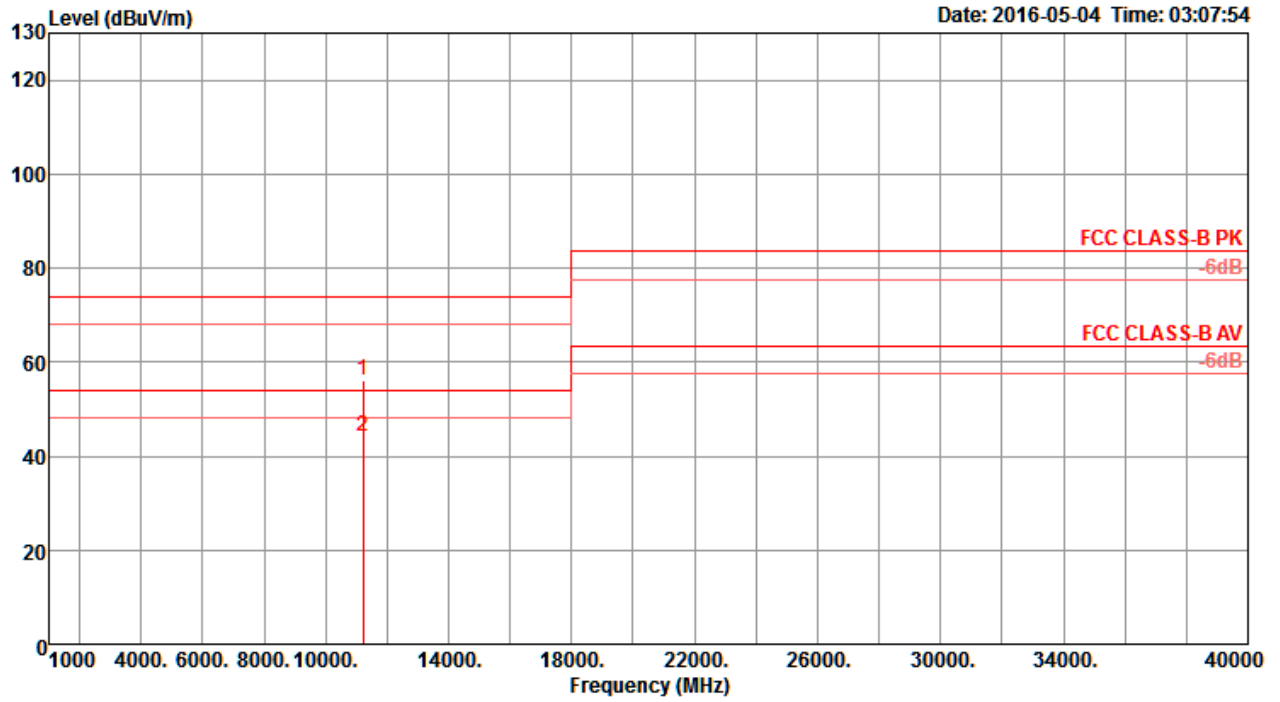
Temperature	22°C	Humidity	56%
Test Engineer	Peter Wu & Gary Chu	Configurations	IEEE 802.11ac MCS0/Nss4 VHT80 CH 122 / Chain 1 + Chain 2 + Chain 3 + Chain 4
Test Mode	Mode 3		

Horizontal



	Freq	Level	Limit Line	Over Limit	Read Level	Cable Loss	Antenna Factor	Preamp Factor	T/Pos	A/Pos	Remark	Pol/Phase
	MHz	dBuV/m	dBuV/m	dB	dBuV	dB	dB/m	dB	deg	cm		
1	11219.97	43.83	54.00	-10.17	30.31	9.66	38.50	34.64	289	176	Average	HORIZONTAL
2	11221.09	55.90	74.00	-18.10	42.38	9.66	38.50	34.64	289	176	Peak	HORIZONTAL

Vertical

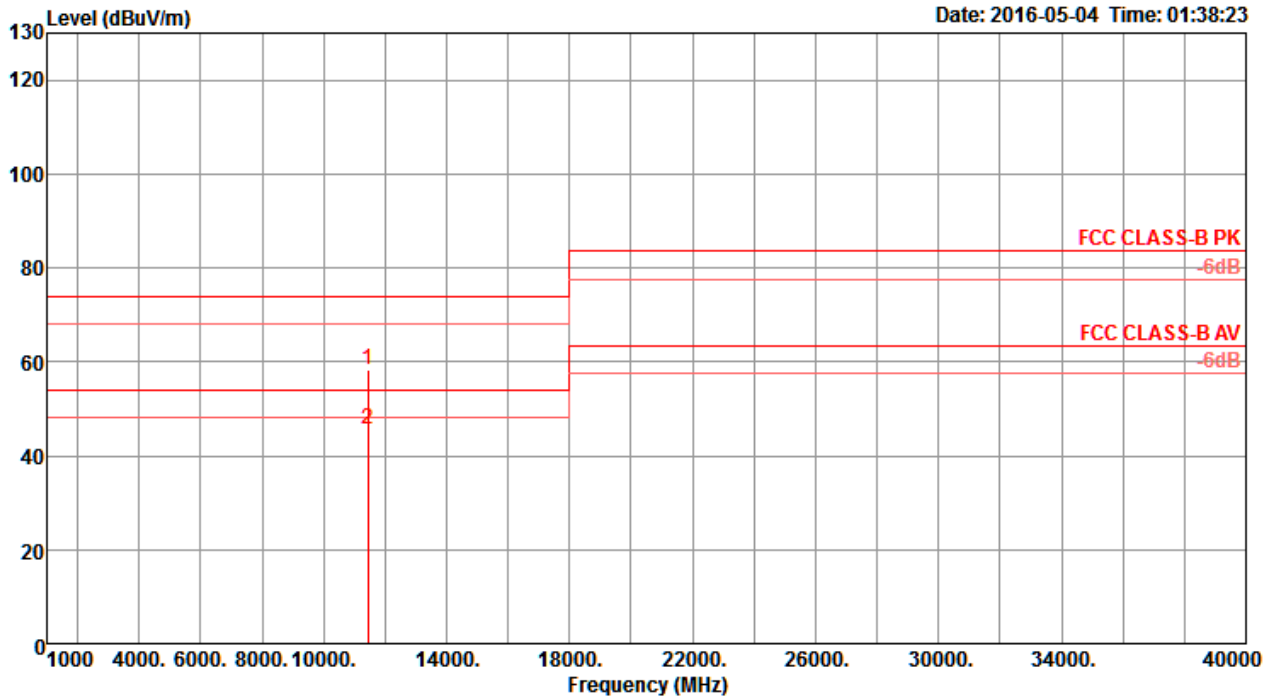


	Freq	Level	Limit	Over	Read	Cable	Antenna	Preamp	T/Pos	A/Pos	Remark	Pol/Phase
	MHz	dBuV/m	dBuV/m	dB	dBuV	dB	dB/m	dB	deg	cm		
1	11210.67	56.20	74.00	-17.80	42.68	9.66	38.50	34.64	91	172	Peak	VERTICAL
2	11225.64	44.14	54.00	-9.86	30.63	9.65	38.50	34.64	91	172	Average	VERTICAL

Straddle Channel

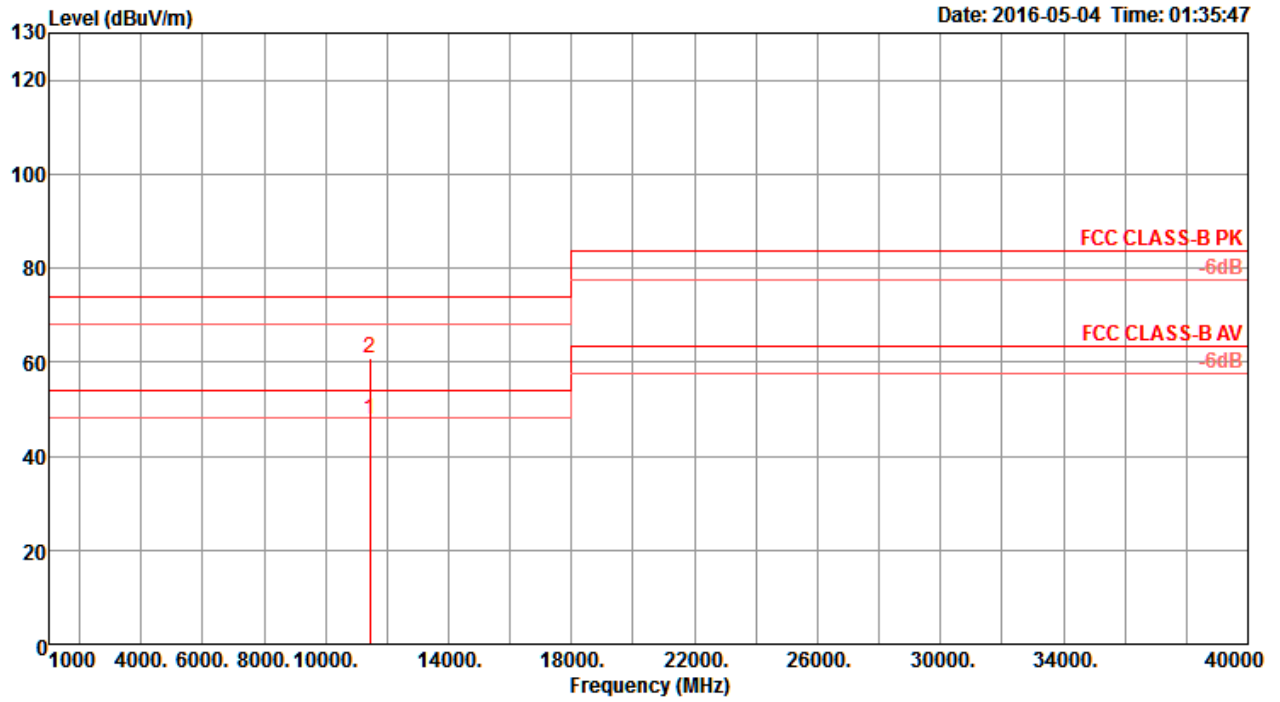
Temperature	22°C	Humidity	56%
Test Engineer	Peter Wu & Gary Chu	Configurations	IEEE 802.11ac MCS0/Nss4 VHT20 CH 144 / Chain 1 + Chain 2 + Chain 3 + Chain 4
Test Mode	Mode 3		

Horizontal



	Freq	Level	Limit Line	Over Limit	Read Level	Cable Loss	Antenna Factor	Preamp Factor	T/Pos	A/Pos	Remark	Pol/Phase
	MHz	dBuV/m	dBuV/m	dB	dBuV	dB	dB/m	dB	deg	cm		
1	11438.08	58.45	74.00	-15.55	44.94	9.63	38.50	34.62	286	182	Peak	HORIZONTAL
2	11440.22	45.57	54.00	-8.43	32.06	9.63	38.50	34.62	286	182	Average	HORIZONTAL

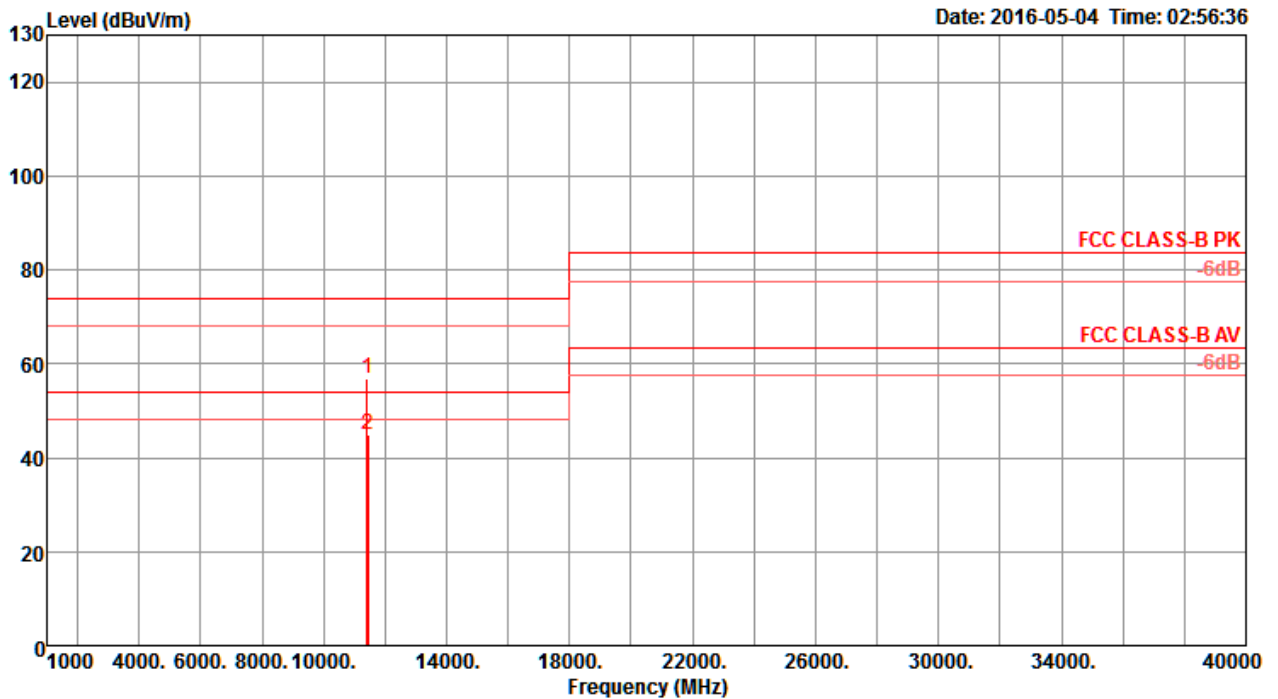
Vertical



	Freq	Level	Limit	Over	Read	CableAntenna	Preamp	T/Pos	A/Pos	Remark	Pol/Phase
	MHz	dBuV/m	dBuV/m	dB	dBuV	dB	dB/m	dB	deg	cm	
1	11440.58	47.78	54.00	-6.22	34.27	9.63	38.50	34.62	191	181 Average	VERTICAL
2	11449.01	60.83	74.00	-13.17	47.32	9.63	38.50	34.62	191	181 Peak	VERTICAL

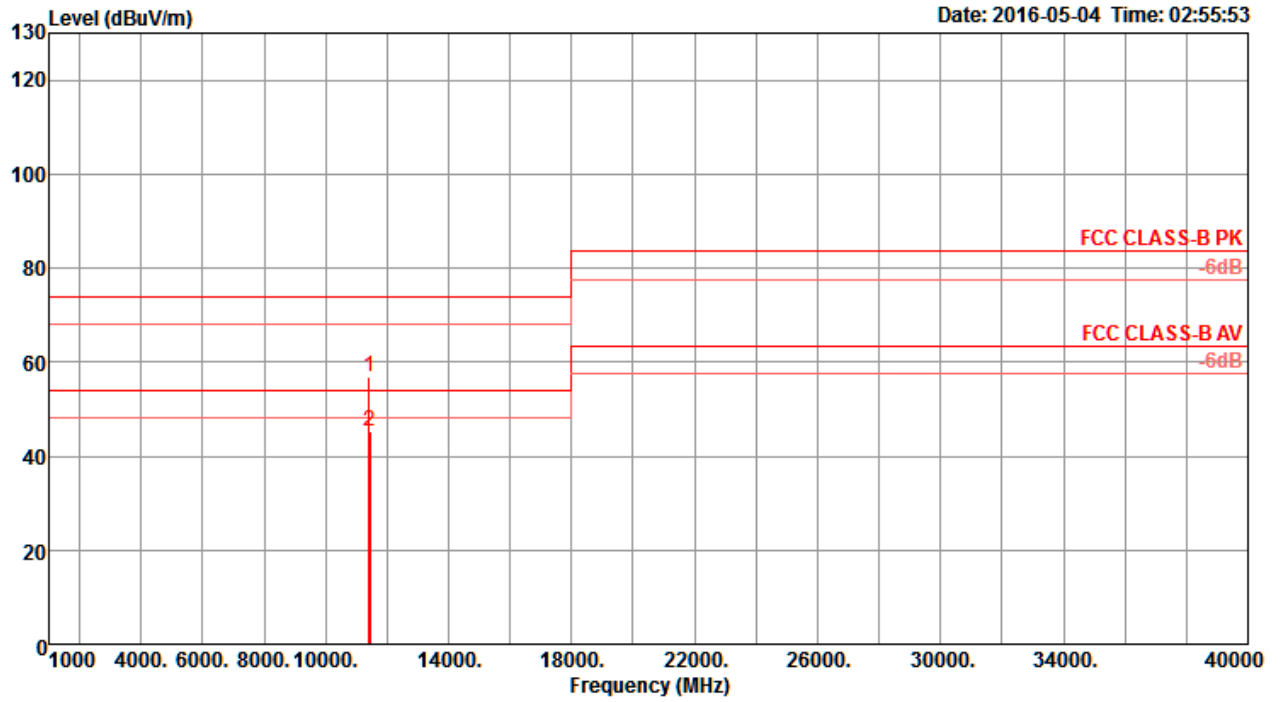
Temperature	22°C	Humidity	56%
Test Engineer	Peter Wu & Gary Chu	Configurations	IEEE 802.11ac MCS0/Nss4 VHT40 CH 142 / Chain 1 + Chain 2 + Chain 3 + Chain 4
Test Mode	Mode 3		

Horizontal



	Freq	Level	Limit	Over	Read	CableAntenna	Preamp	T/Pos	A/Pos	Remark	Pol/Phase
	MHz	dBuV/m	dBuV/m	dB	dBuV	dB	dB/m	dB	deg	cm	
1	11420.71	56.80	74.00	-17.20	43.30	9.63	38.50	34.63	246	177 Peak	HORIZONTAL
2	11429.58	44.81	54.00	-9.19	31.31	9.63	38.50	34.63	246	177 Average	HORIZONTAL

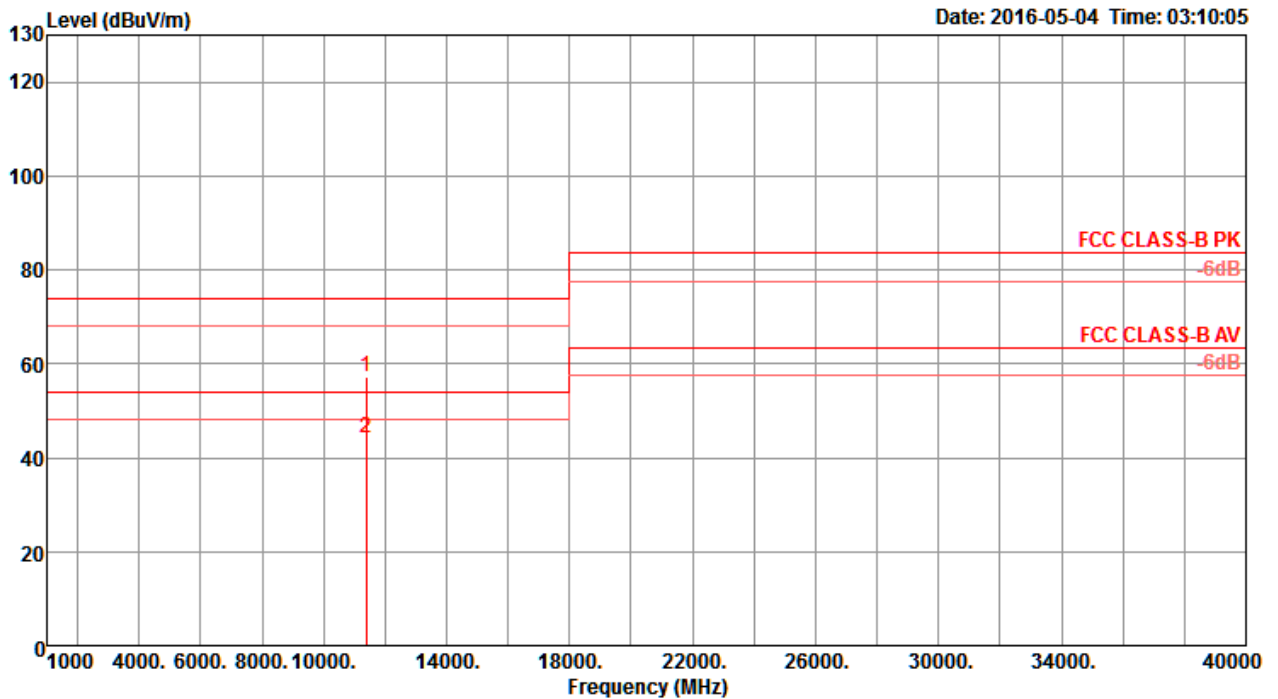
Vertical



	Freq	Level	Limit	Over	Read	Cable	Antenna	Preamp	T/Pos	A/Pos	Remark	Pol/Phase
	MHz	dBuV/m	dBuV/m	dB	dBuV	dB	dB/m	dB	deg	cm		
1	11426.73	57.02	74.00	-16.98	43.52	9.63	38.50	34.63	42	176	Peak	VERTICAL
2	11429.49	45.31	54.00	-8.69	31.81	9.63	38.50	34.63	42	176	Average	VERTICAL

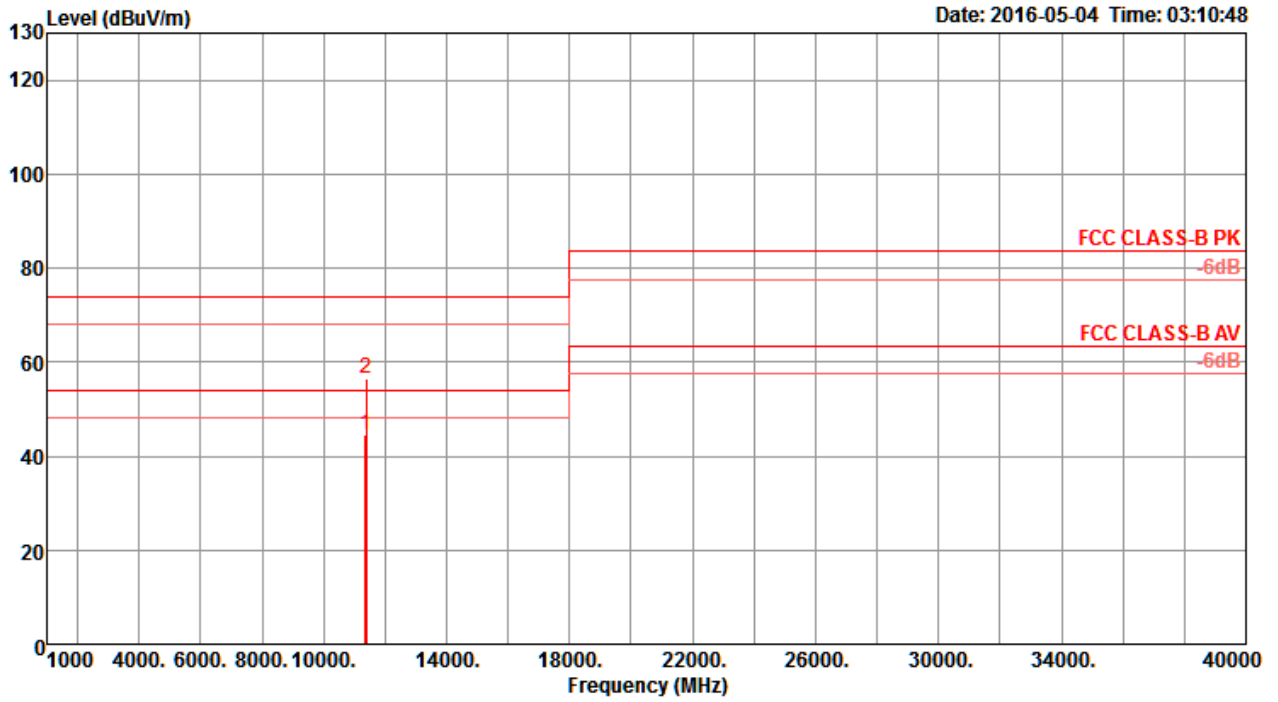
Temperature	22°C	Humidity	56%
Test Engineer	Peter Wu & Gary Chu	Configurations	IEEE 802.11ac MCS0/Nss4 VHT80 CH 138 / Chain 1 + Chain 2 + Chain 3 + Chain 4
Test Mode	Mode 3		

Horizontal



	Freq	Level	Limit	Over	Read	CableAntenna	Preamp	T/Pos	A/Pos	Remark	Pol/Phase
	MHz	dBuV/m	dBuV/m	dB	dBuV	dB	dB/m	dB	deg	cm	
1	11384.17	57.24	74.00	-16.76	43.74	9.63	38.50	34.63	105	178 Peak	HORIZONTAL
2	11386.83	44.23	54.00	-9.77	30.73	9.63	38.50	34.63	105	178 Average	HORIZONTAL

Vertical

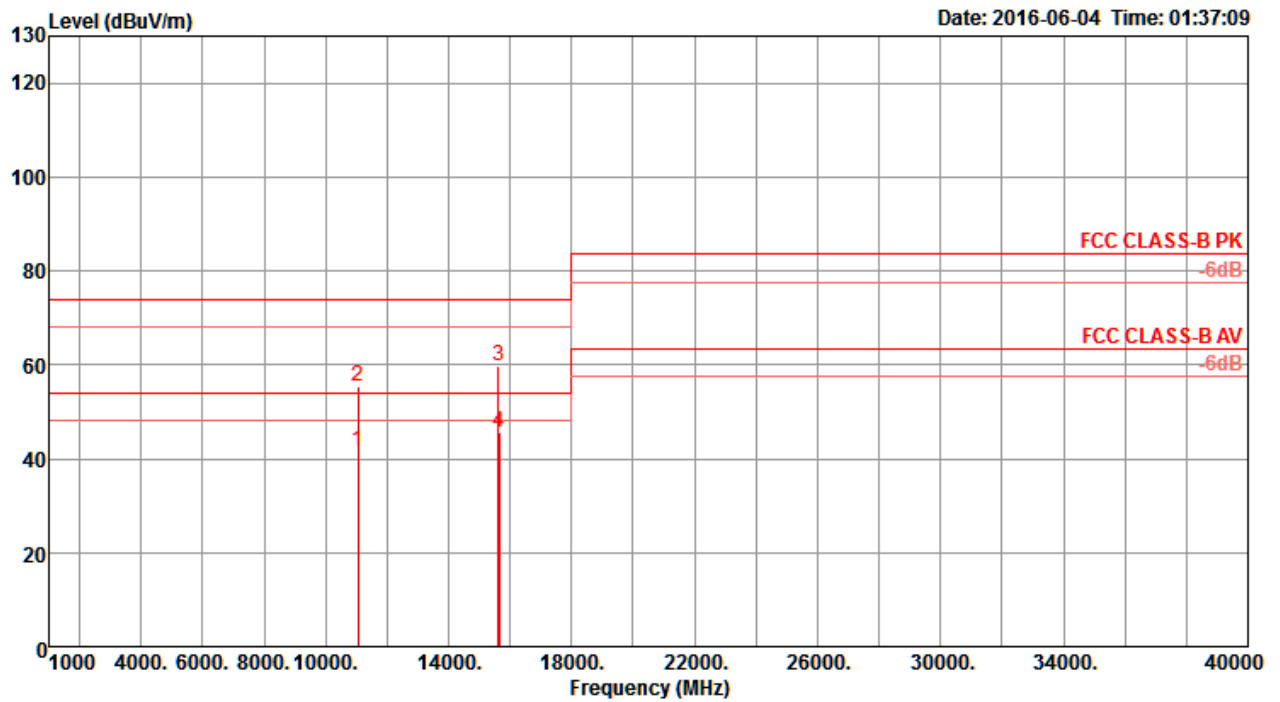


	Freq	Level	Limit	Over	Read	Cable	Antenna	Preamp	T/Pos	A/Pos	Remark	Pol/Phase
	MHz	dBuV/m	dBuV/m	dB	dBuV	dB	dB/m	dB	deg	cm		
1	11371.28	44.66	54.00	-9.34	31.16	9.63	38.50	34.63	284	173	Average	VERTICAL
2	11387.02	56.35	74.00	-17.65	42.85	9.63	38.50	34.63	284	173	Peak	VERTICAL

802.11ac MCS0/Nss2 VHT80+80

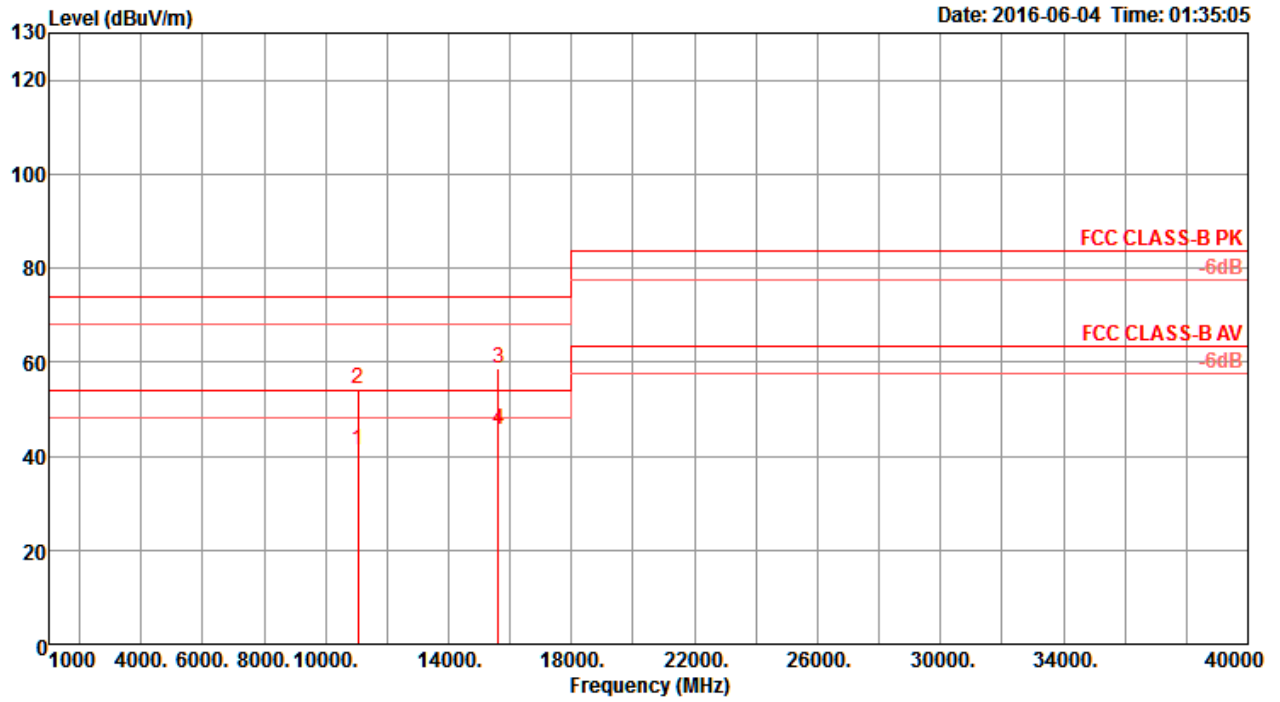
Temperature	22°C	Humidity	56%
Test Engineer	Peter Wu & Gary Chu	Configurations	IEEE 802.11ac MCS0/Nss2 VHT80+80 Type 1 / CH 42+106 / Chain 1 + Chain 2 + Chain 3 + Chain 4
Test Mode	Mode 3		

Horizontal



	Freq	Level	Limit	Over	Read	Cable	Antenna	Preamp	A/Pos	T/Pos	Remark	Pol/Phase
	MHz	dBuV/m	dBuV/m	dB	dBuV	Loss	Factor	Factor	cm	deg		
1	11057.16	41.57	54.00	-12.43	28.05	9.68	38.50	34.66	188	357	Average	HORIZONTAL
2	11064.40	55.37	74.00	-18.63	41.86	9.67	38.50	34.66	188	357	Peak	HORIZONTAL
3	15628.94	59.61	74.00	-14.39	44.80	11.25	38.29	34.73	179	338	Peak	HORIZONTAL
4	15634.24	45.54	54.00	-8.46	30.73	11.25	38.29	34.73	179	338	Average	HORIZONTAL

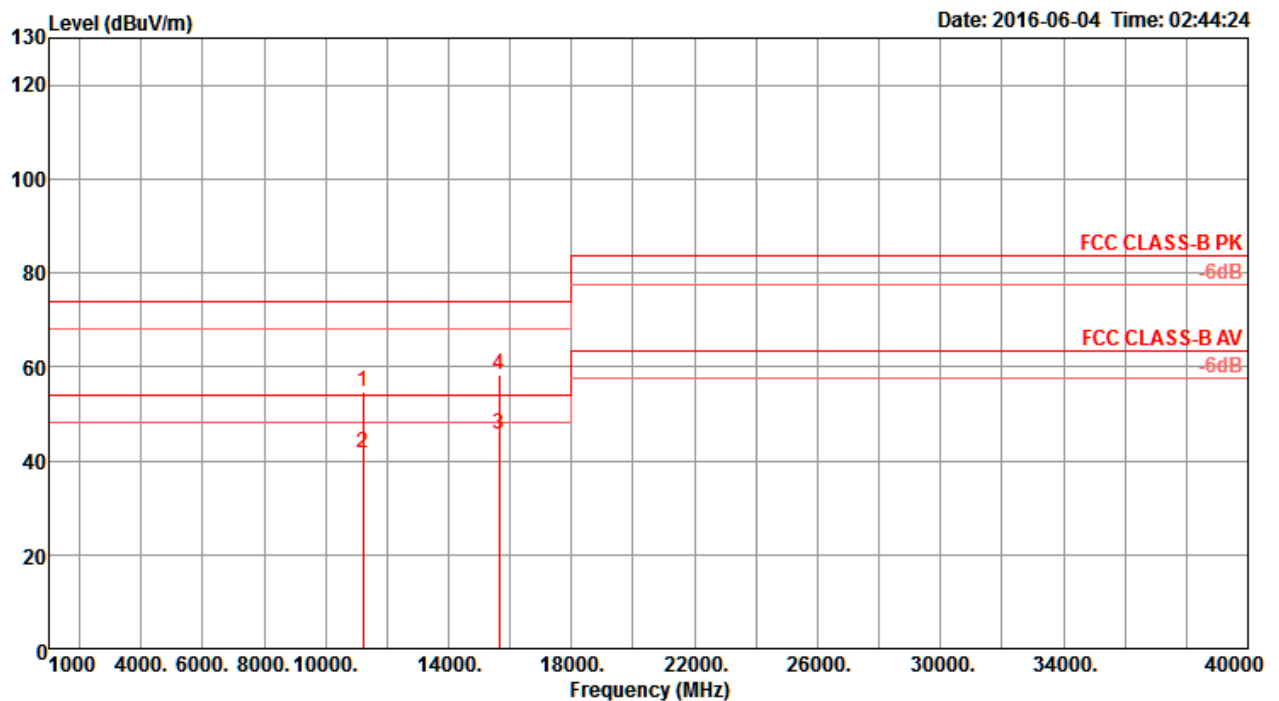
Vertical



	Freq	Level	Limit	Over	Read	CableAntenna	Preamp	A/Pos	T/Pos	Remark	Pol/Phase
	MHz	dBuV/m	dBuV/m	dB	dBuV	dB	dB/m	dB	cm	deg	
1	11059.78	41.40	54.00	-12.60	27.88	9.68	38.50	34.66	189	3 Average	VERTICAL
2	11061.22	54.50	74.00	-19.50	40.99	9.67	38.50	34.66	189	3 Peak	VERTICAL
3	15626.22	58.75	74.00	-15.25	43.94	11.25	38.29	34.73	184	359 Peak	VERTICAL
4	15628.36	45.67	54.00	-8.33	30.86	11.25	38.29	34.73	184	359 Average	VERTICAL

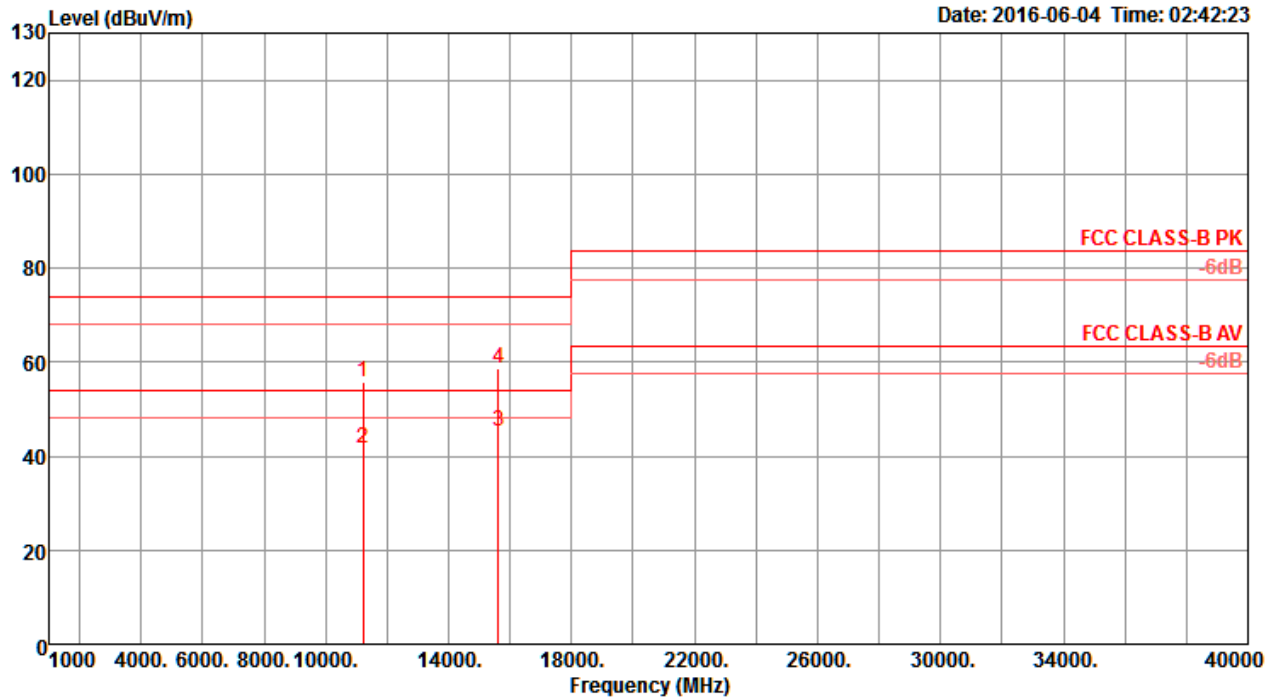
Temperature	22°C	Humidity	56%
Test Engineer	Peter Wu & Gary Chu	Configurations	IEEE 802.11ac MCS0/Nss2 VHT80+80 Type 2 / CH 42+122 / Chain 1 + Chain 2 + Chain 3 + Chain 4
Test Mode	Mode 3		

Horizontal



	Freq	Level	Limit	Over	Read	Cable	Antenna	Preamp	A/Pos	T/Pos	Remark	Pol/Phase
	MHz	dBuV/m	dBuV/m	dB	dBuV	Loss	Factor	Factor	cm	deg		
1	11219.37	54.51	74.00	-19.49	40.99	9.66	38.50	34.64	166	353	Peak	HORIZONTAL
2	11220.08	41.78	54.00	-12.22	28.26	9.66	38.50	34.64	166	353	Average	HORIZONTAL
3	15632.35	45.53	54.00	-8.47	30.72	11.25	38.29	34.73	176	43	Average	HORIZONTAL
4	15632.37	58.30	74.00	-15.70	43.49	11.25	38.29	34.73	176	43	Peak	HORIZONTAL

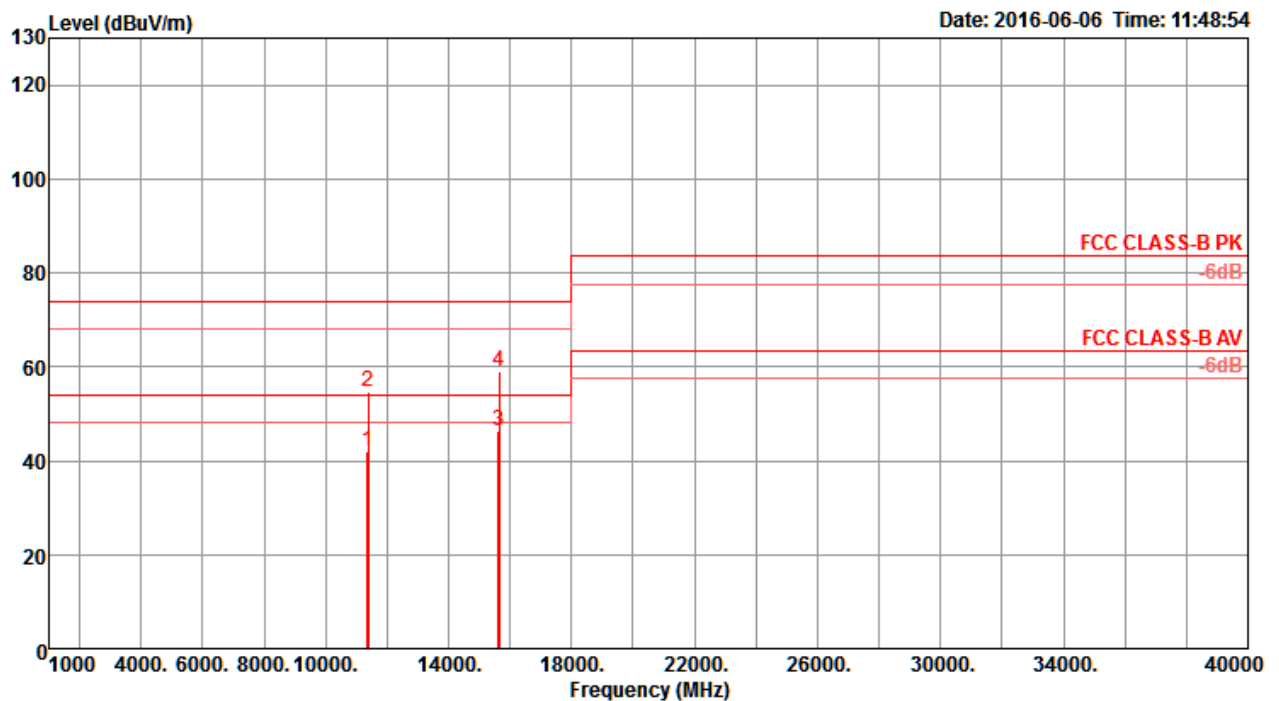
Vertical



	Freq	Level	Limit	Over	Read	CableAntenna	Preamp	A/Pos	T/Pos	Remark	Pol/Phase	
	MHz	dBuV/m	dBuV/m	dB	dBuV	dB	dB/m	dB	cm	deg		
1	11219.37	55.68	74.00	-18.32	42.16	9.66	38.50	34.64	186	358	Peak	VERTICAL
2	11219.87	41.55	54.00	-12.45	28.03	9.66	38.50	34.64	186	358	Average	VERTICAL
3	15628.20	45.39	54.00	-8.61	30.58	11.25	38.29	34.73	182	355	Average	VERTICAL
4	15630.32	58.75	74.00	-15.25	43.94	11.25	38.29	34.73	182	355	Peak	VERTICAL

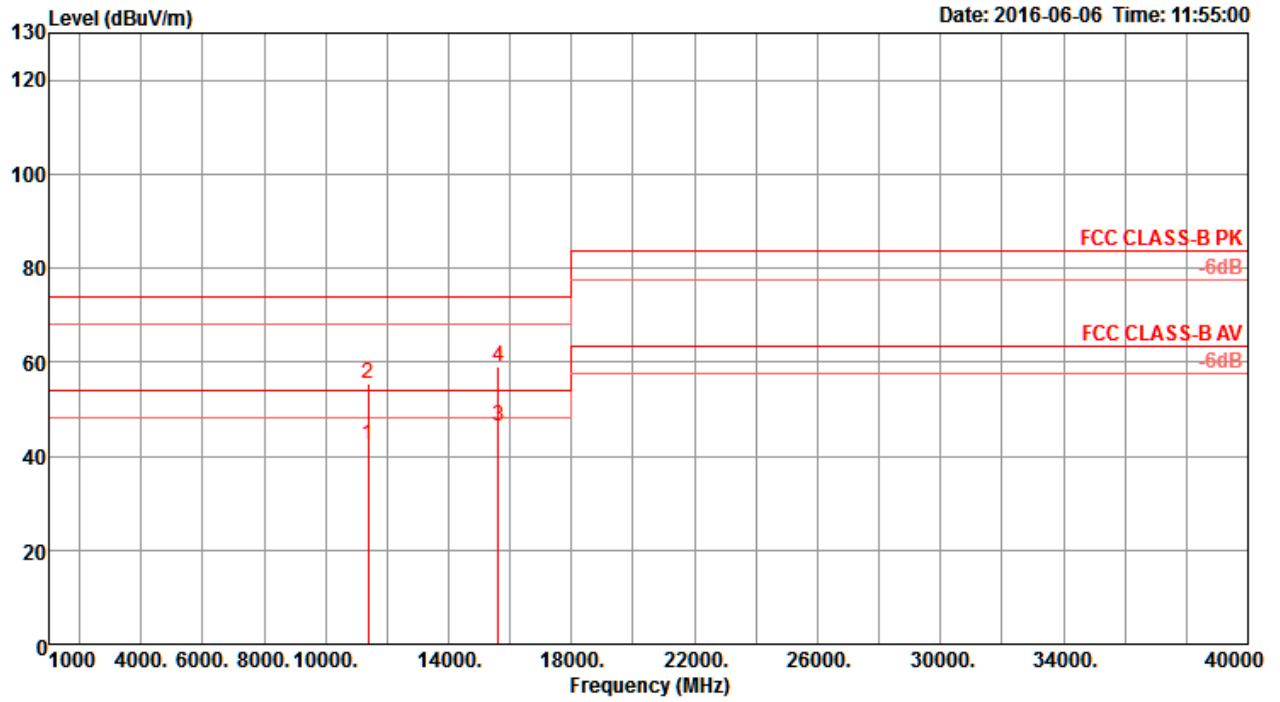
Temperature	22°C	Humidity	56%
Test Engineer	Peter Wu & Gary Chu	Configurations	IEEE 802.11ac MCS0/Nss2 VHT80+80 Type 3 / CH 42+138 / Chain 1 + Chain 2 + Chain 3 + Chain 4
Test Mode	Mode 3		

Horizontal



	Freq	Level	Limit	Over	Read	Cable	Antenna	Preamp	A/Pos	T/Pos	Remark	Pol/Phase
	MHz	dBuV/m	dBuV/m	dB	dBuV	Loss	Factor	Factor	cm	deg		
1	11368.64	42.14	54.00	-11.86	28.64	9.63	38.50	34.63	221	91	Average	HORIZONTAL
2	11374.88	54.70	74.00	-19.30	41.20	9.63	38.50	34.63	221	91	Peak	HORIZONTAL
3	15626.08	46.31	54.00	-7.69	31.50	11.25	38.29	34.73	176	48	Average	HORIZONTAL
4	15634.96	59.06	74.00	-14.94	44.25	11.25	38.29	34.73	176	48	Peak	HORIZONTAL

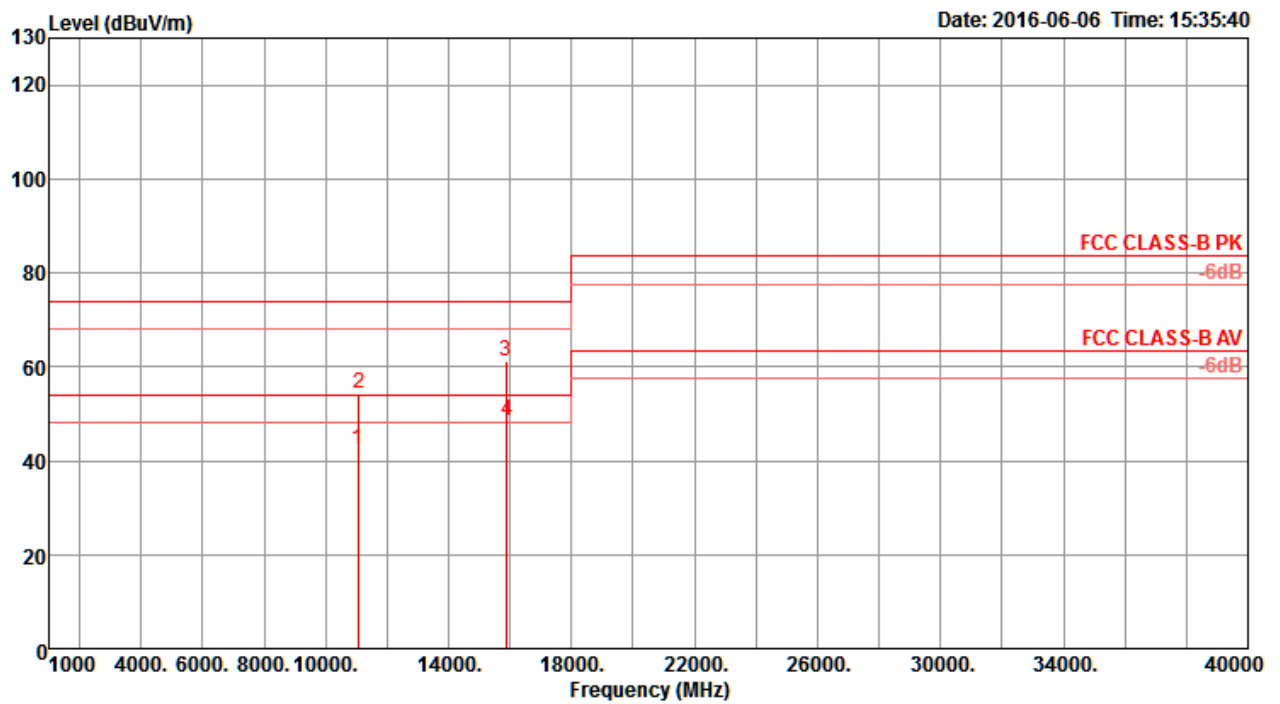
Vertical



	Freq	Level	Limit	Over	Read	CableAntenna	Preamp	A/Pos	T/Pos	Remark	Pol/Phase	
	MHz	dBuV/m	dBuV/m	dB	dBuV	dB	dB/m	dB	cm	deg		
1	11379.76	42.30	54.00	-11.70	28.80	9.63	38.50	34.63	213	16	Average	VERTICAL
2	11390.80	55.55	74.00	-18.45	42.05	9.63	38.50	34.63	213	16	Peak	VERTICAL
3	15612.00	46.22	54.00	-7.78	31.41	11.25	38.29	34.73	198	271	Average	VERTICAL
4	15613.84	59.16	74.00	-14.84	44.35	11.25	38.29	34.73	198	271	Peak	VERTICAL

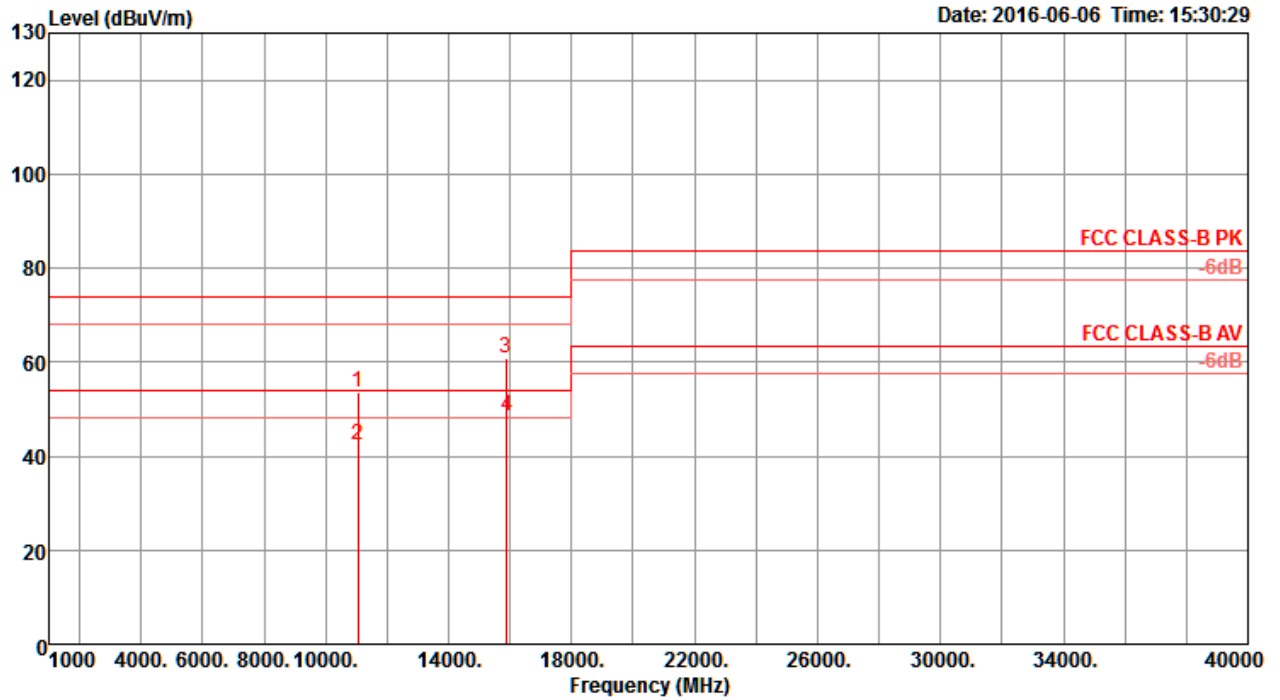
Temperature	22°C	Humidity	56%
Test Engineer	Peter Wu & Gary Chu	Configurations	IEEE 802.11ac MCS0/Nss2 VHT80+80 Type 4 / CH 58+106 / Chain 1 + Chain 2 + Chain 3 + Chain 4
Test Mode	Mode 3		

Horizontal



	Freq	Level	Limit	Over	Read	Cable	Antenna	Preamp	A/Pos	T/Pos	Remark	Pol/Phase
	MHz	dBuV/m	dBuV/m	dB	dBuV	Loss	Factor	Factor	cm	deg		
1	11052.00	42.32	54.00	-11.68	28.80	9.68	38.50	34.66	198	343	Average	HORIZONTAL
2	11069.60	54.39	74.00	-19.61	40.87	9.67	38.50	34.65	198	343	Peak	HORIZONTAL
3	15873.04	61.19	74.00	-12.81	46.21	11.31	38.61	34.94	182	128	Peak	HORIZONTAL
4	15882.00	48.44	54.00	-5.56	33.39	11.32	38.67	34.94	182	128	Average	HORIZONTAL

Vertical

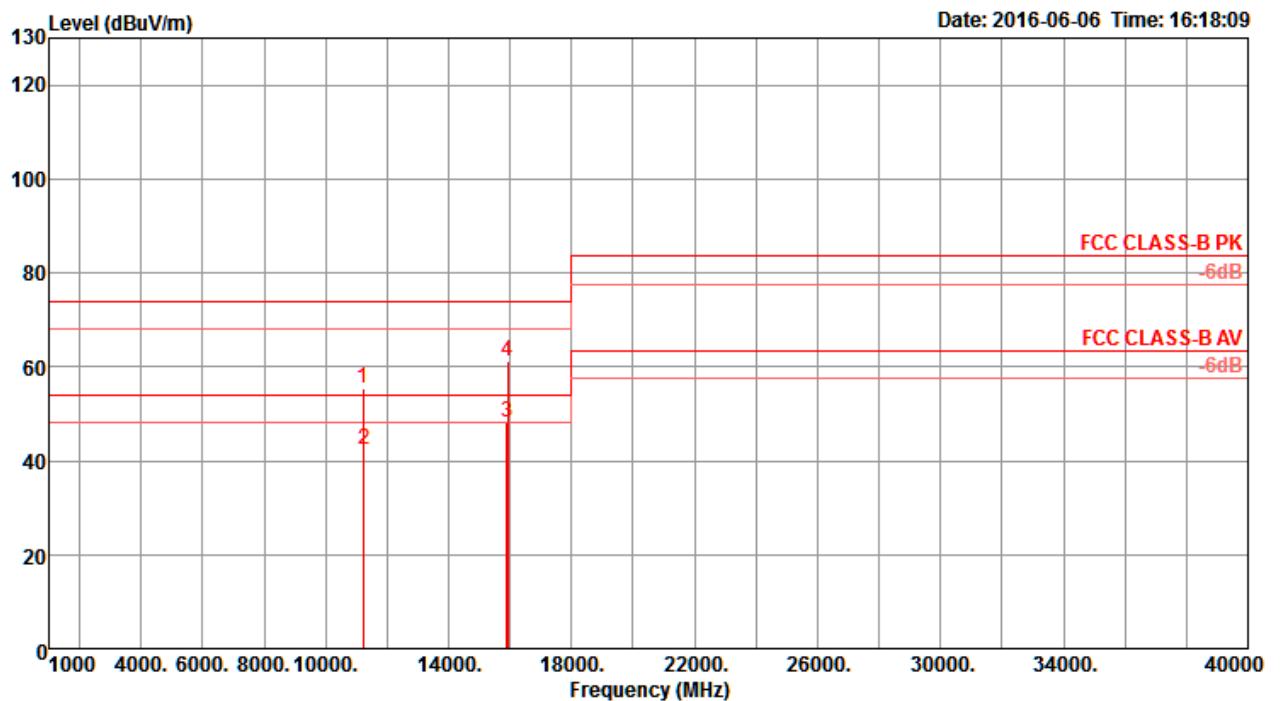


	Freq	Level	Limit	Over	Read	CableAntenna	Preamp	A/Pos	T/Pos	Remark	Pol/Phase	
	MHz	dBuV/m	dBuV/m	dB	dBuV	dB	dB/m	dB	cm	deg		
1	11043.68	53.51	74.00	-20.49	39.99	9.68	38.50	34.66	163	71	Peak	VERTICAL
2	11046.56	42.22	54.00	-11.78	28.70	9.68	38.50	34.66	163	71	Average	VERTICAL
3	15865.84	60.98	74.00	-13.02	45.95	11.31	38.61	34.89	177	357	Peak	VERTICAL
4	15890.80	48.45	54.00	-5.55	33.40	11.32	38.67	34.94	177	357	Average	VERTICAL



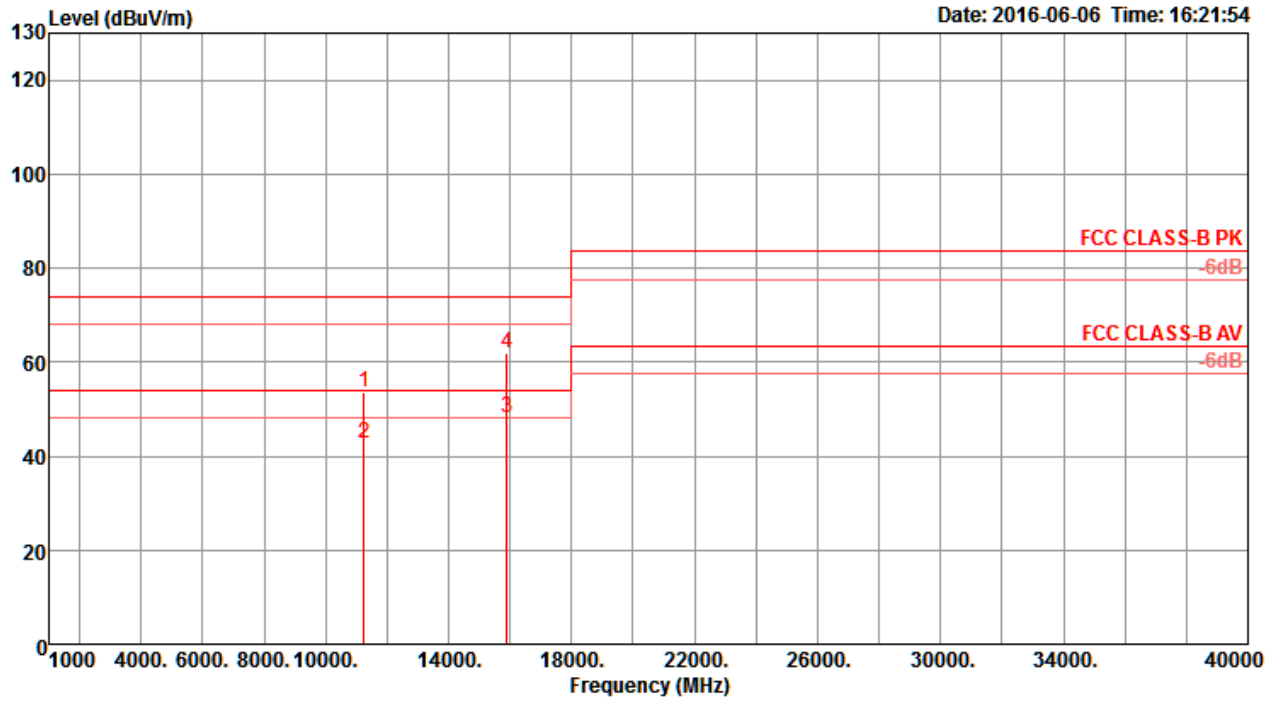
Temperature	22°C	Humidity	56%
Test Engineer	Peter Wu & Gary Chu	Configurations	IEEE 802.11ac MCS0/Nss2 VHT80+80 Type 5 / CH 58+122 / Chain 1 + Chain 2 + Chain 3 + Chain 4
Test Mode	Mode 3		

Horizontal



	Freq	Level	Limit	Over	Read	Cable	Antenna	Preamp	A/Pos	T/Pos	Remark	Pol/Phase
	MHz	dBuV/m	dBuV/m	dB	dBuV	Loss	Factor	Factor	cm	deg		
1	11223.20	55.38	74.00	-18.62	41.87	9.65	38.50	34.64	271	296	Peak	HORIZONTAL
2	11242.40	42.21	54.00	-11.79	28.70	9.65	38.50	34.64	271	296	Average	HORIZONTAL
3	15884.72	48.31	54.00	-5.69	33.26	11.32	38.67	34.94	270	54	Average	HORIZONTAL
4	15909.04	61.14	74.00	-12.86	46.09	11.32	38.67	34.94	270	54	Peak	HORIZONTAL

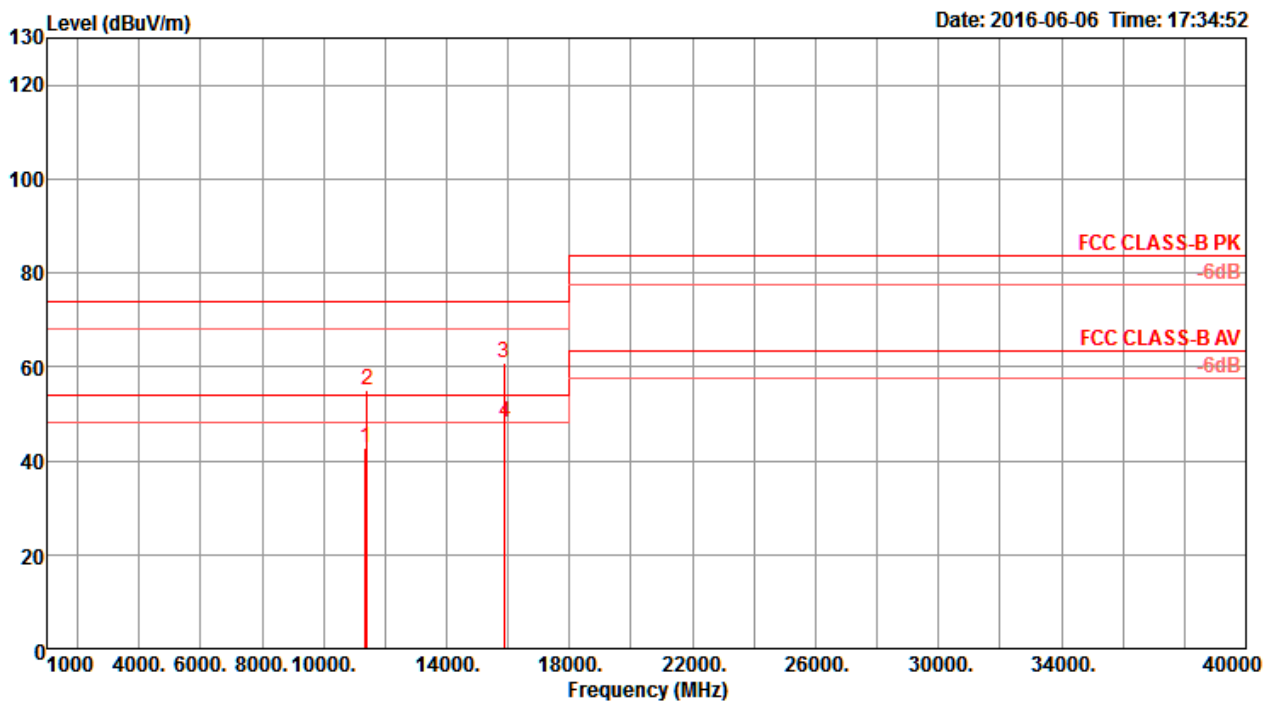
Vertical



	Freq	Level	Limit	Over	Read	CableAntenna	Preamp	A/Pos	T/Pos	Remark	Pol/Phase	
	MHz	dBuV/m	dBuV/m	dB	dBuV	dB	dB/m	dB	cm	deg		
1	11241.12	53.45	74.00	-20.55	39.94	9.65	38.50	34.64	216	44	Peak	VERTICAL
2	11241.12	42.61	54.00	-11.39	29.10	9.65	38.50	34.64	216	44	Average	VERTICAL
3	15899.28	47.99	54.00	-6.01	32.94	11.32	38.67	34.94	233	349	Average	VERTICAL
4	15902.80	61.75	74.00	-12.25	46.70	11.32	38.67	34.94	233	349	Peak	VERTICAL

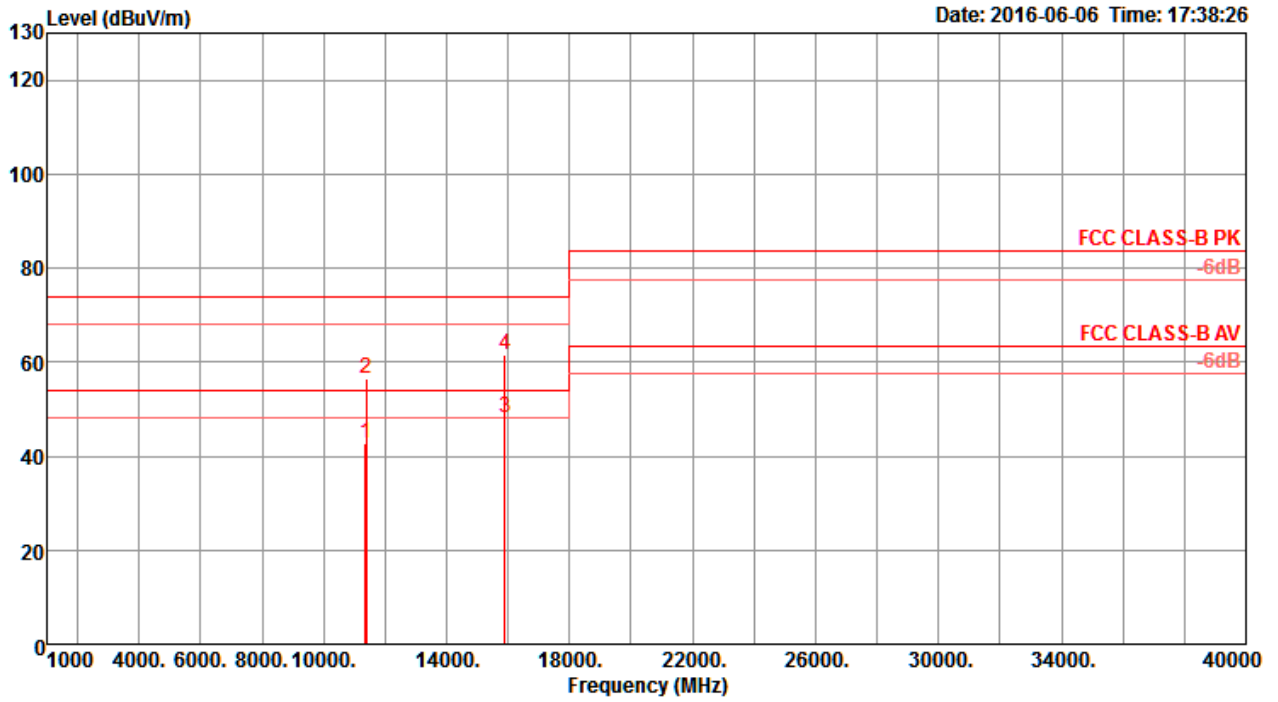
Temperature	22°C	Humidity	56%
Test Engineer	Peter Wu & Gary Chu	Configurations	IEEE 802.11ac MCS0/Nss2 VHT80+80 Type 6 / CH 58+138 / Chain 1 + Chain 2 + Chain 3 + Chain 4
Test Mode	Mode 3		

Horizontal



	Freq	Level	Limit	Over	Read	Cable	Antenna	Preamp	A/Pos	T/Pos	Remark	Pol/Phase
	MHz	dBuV/m	dBuV/m	dB	dBuV	Loss	Factor	Factor	cm	deg		
1	11367.84	42.58	54.00	-11.42	29.08	9.63	38.50	34.63	179	357	Average	HORIZONTAL
2	11411.68	55.07	74.00	-18.93	41.57	9.63	38.50	34.63	179	357	Peak	HORIZONTAL
3	15878.48	60.92	74.00	-13.08	45.87	11.32	38.67	34.94	167	348	Peak	HORIZONTAL
4	15884.72	48.22	54.00	-5.78	33.17	11.32	38.67	34.94	167	348	Average	HORIZONTAL

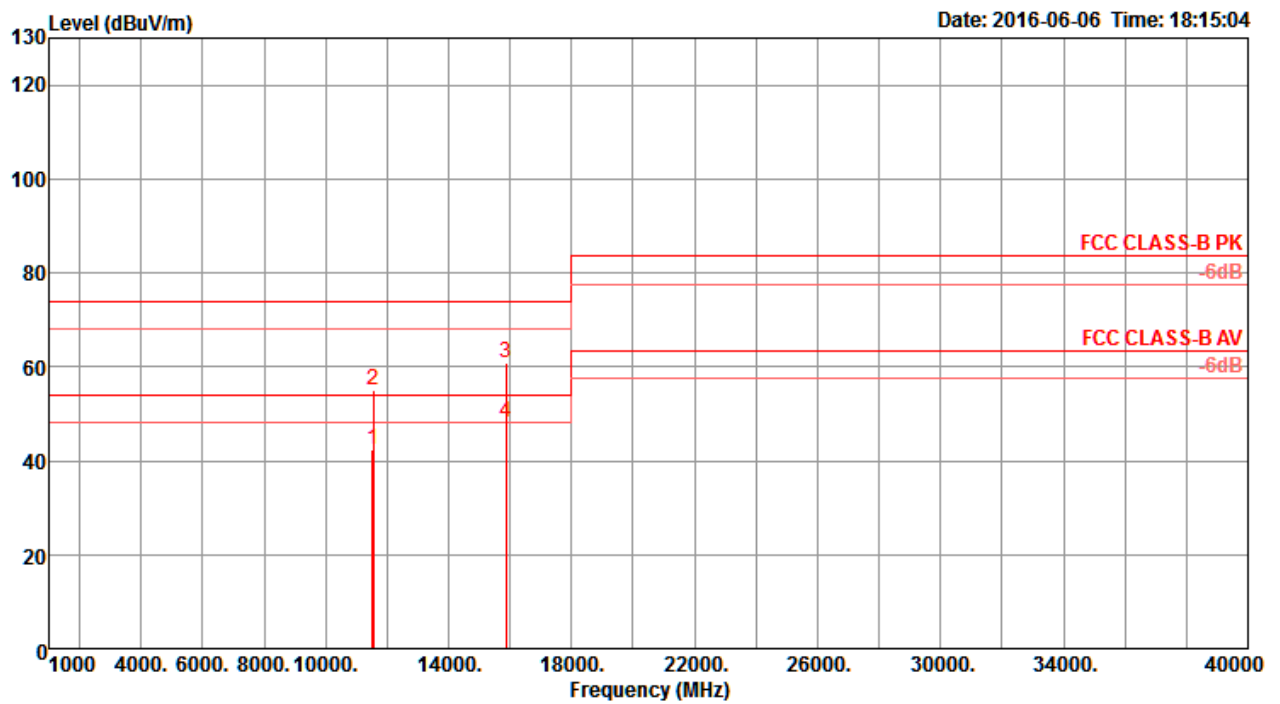
Vertical



	Freq	Level	Limit	Over	Read	CableAntenna	Preamp	A/Pos	T/Pos	Remark	Pol/Phase	
	MHz	dBuV/m	dBuV/m	dB	dBuV	dB	dB/m	dB	cm	deg		
1	11371.36	42.56	54.00	-11.44	29.06	9.63	38.50	34.63	178	352	Average	VERTICAL
2	11399.68	56.45	74.00	-17.55	42.95	9.63	38.50	34.63	178	352	Peak	VERTICAL
3	15885.36	48.28	54.00	-5.72	33.23	11.32	38.67	34.94	176	351	Average	VERTICAL
4	15908.40	61.49	74.00	-12.51	46.44	11.32	38.67	34.94	176	351	Peak	VERTICAL

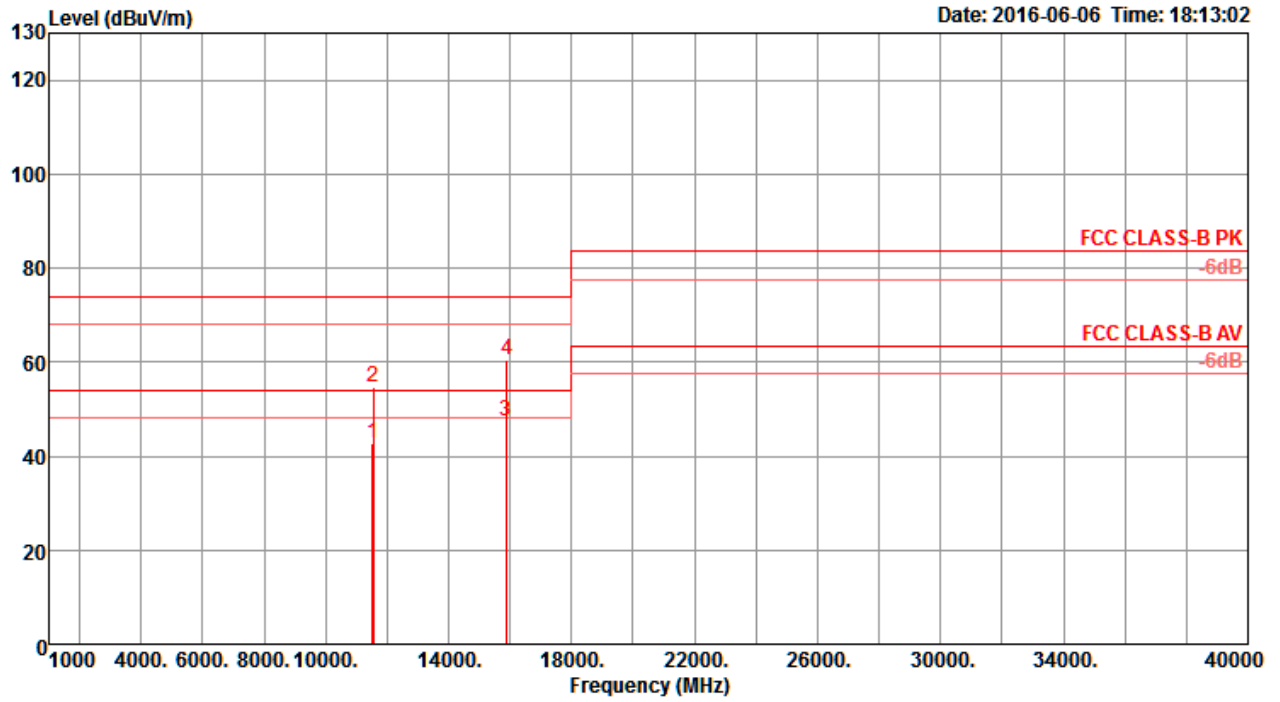
Temperature	22°C	Humidity	56%
Test Engineer	Peter Wu & Gary Chu	Configurations	IEEE 802.11ac MCS0/Nss2 VHT80+80 Type 7 / CH 58+155 / Chain 1 + Chain 2 + Chain 3 + Chain 4
Test Mode	Mode 3		

Horizontal



	Freq	Level	Limit	Over	Read	Cable	Antenna	Preamp	A/Pos	T/Pos	Remark	Pol/Phase
	MHz	dBuV/m	dBuV/m	dB	dBuV	Loss	Factor	Factor	cm	deg		
1	11532.48	42.31	54.00	-11.69	28.82	9.61	38.51	34.63	221	331	Average	HORIZONTAL
2	11541.36	55.21	74.00	-18.79	41.72	9.61	38.51	34.63	221	331	Peak	HORIZONTAL
3	15861.12	60.68	74.00	-13.32	45.65	11.31	38.61	34.89	264	62	Peak	HORIZONTAL
4	15874.00	47.98	54.00	-6.02	32.93	11.32	38.67	34.94	264	62	Average	HORIZONTAL

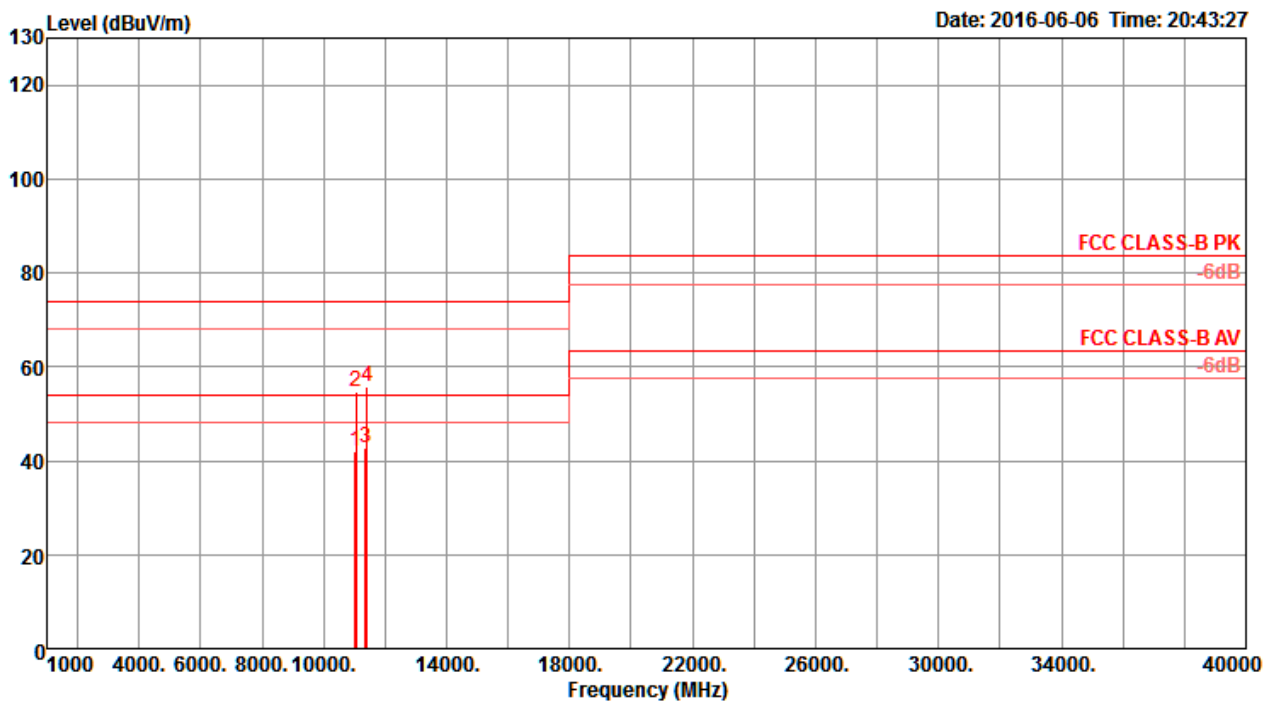
Vertical



	Freq	Level	Limit	Over	Read	CableAntenna	Preamp	A/Pos	T/Pos	Remark	Pol/Phase	
	MHz	dBuV/m	dBuV/m	dB	dBuV	dB	dB/m	dB	cm	deg		
1	11534.32	42.61	54.00	-11.39	29.12	9.61	38.51	34.63	242	116	Average	VERTICAL
2	11561.36	54.62	74.00	-19.38	41.13	9.61	38.53	34.65	242	116	Peak	VERTICAL
3	15879.52	47.43	54.00	-6.57	32.38	11.32	38.67	34.94	173	328	Average	VERTICAL
4	15883.92	60.43	74.00	-13.57	45.38	11.32	38.67	34.94	173	328	Peak	VERTICAL

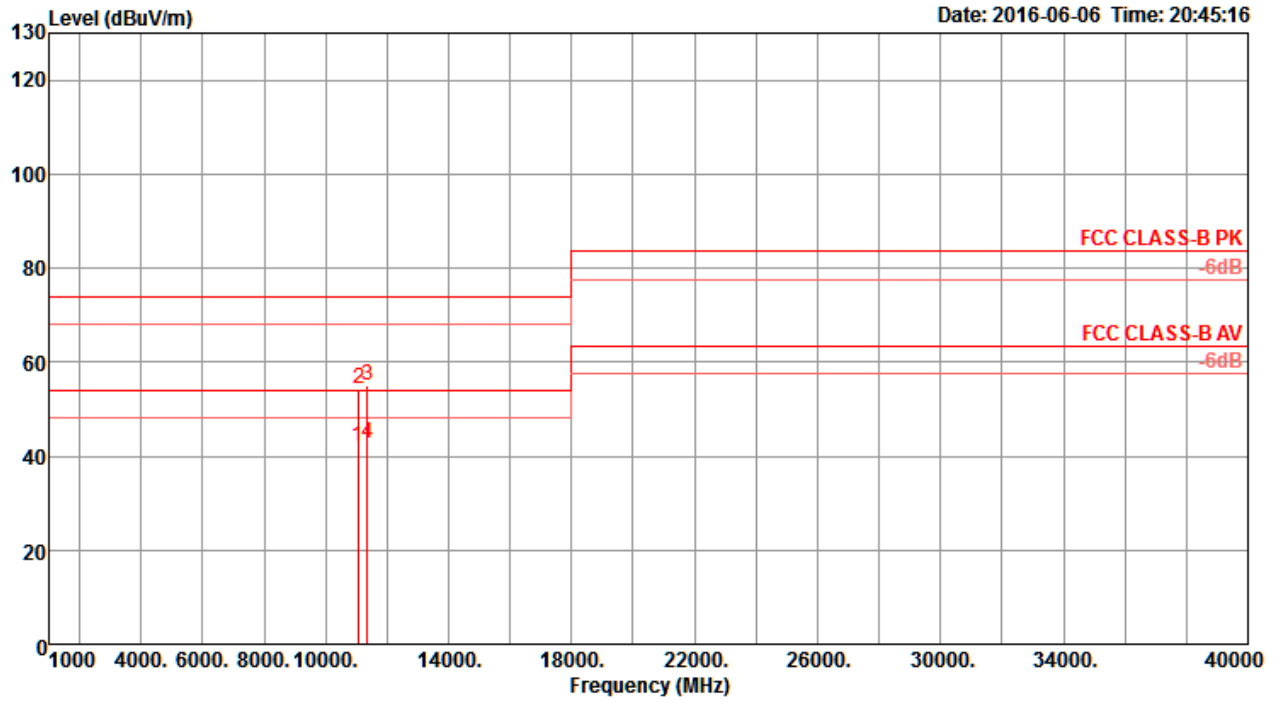
Temperature	22°C	Humidity	56%
Test Engineer	Peter Wu & Gary Chu	Configurations	IEEE 802.11ac MCS0/Nss2 VHT80+80 Type 8 / CH 106+138 / Chain 1 + Chain 2 + Chain 3 + Chain 4
Test Mode	Mode 3		

Horizontal



	Freq	Level	Limit	Over	Read	Cable	Antenna	Preamp	A/Pos	T/Pos	Remark	Pol/Phase
	MHz	dBuV/m	dBuV/m	dB	dBuV	dB	dB/m	dB	cm	deg		
1	11033.60	42.00	54.00	-12.00	28.48	9.68	38.50	34.66	180	147	Average	HORIZONTAL
2	11058.72	54.81	74.00	-19.19	41.29	9.68	38.50	34.66	180	147	Peak	HORIZONTAL
3	11368.64	42.55	54.00	-11.45	29.05	9.63	38.50	34.63	240	314	Average	HORIZONTAL
4	11411.68	55.63	74.00	-18.37	42.13	9.63	38.50	34.63	240	314	Peak	HORIZONTAL

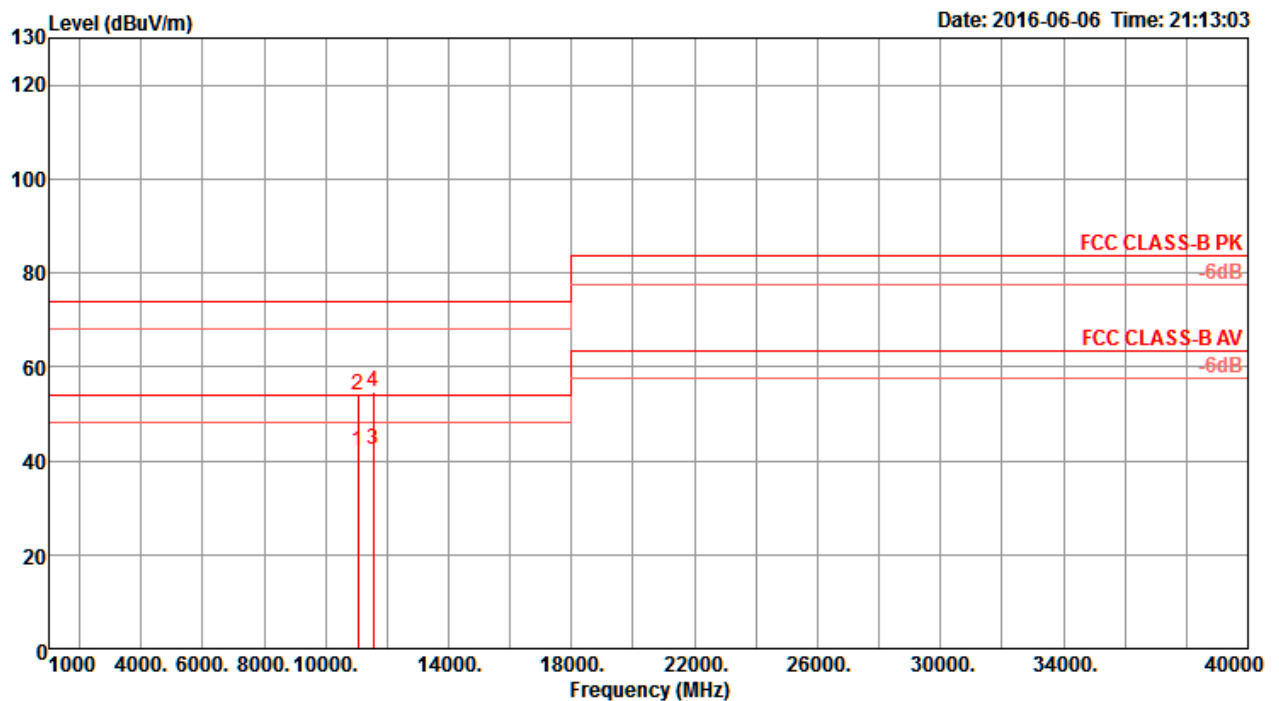
Vertical



	Freq	Level	Limit	Over	Read	Cable	Antenna	Preamp	A/Pos	T/Pos	Remark	Pol/Phase
	MHz	dBuV/m	dBuV/m	dB	dBuV	dB	dB/m	dB	cm	deg		
1	11065.92	42.14	54.00	-11.86	28.62	9.67	38.50	34.65	159	304	Average	VERTICAL
2	11091.84	54.46	74.00	-19.54	40.94	9.67	38.50	34.65	159	304	Peak	VERTICAL
3	11361.76	55.12	74.00	-18.88	41.62	9.63	38.50	34.63	148	146	Peak	VERTICAL
4	11369.12	42.76	54.00	-11.24	29.26	9.63	38.50	34.63	148	146	Average	VERTICAL

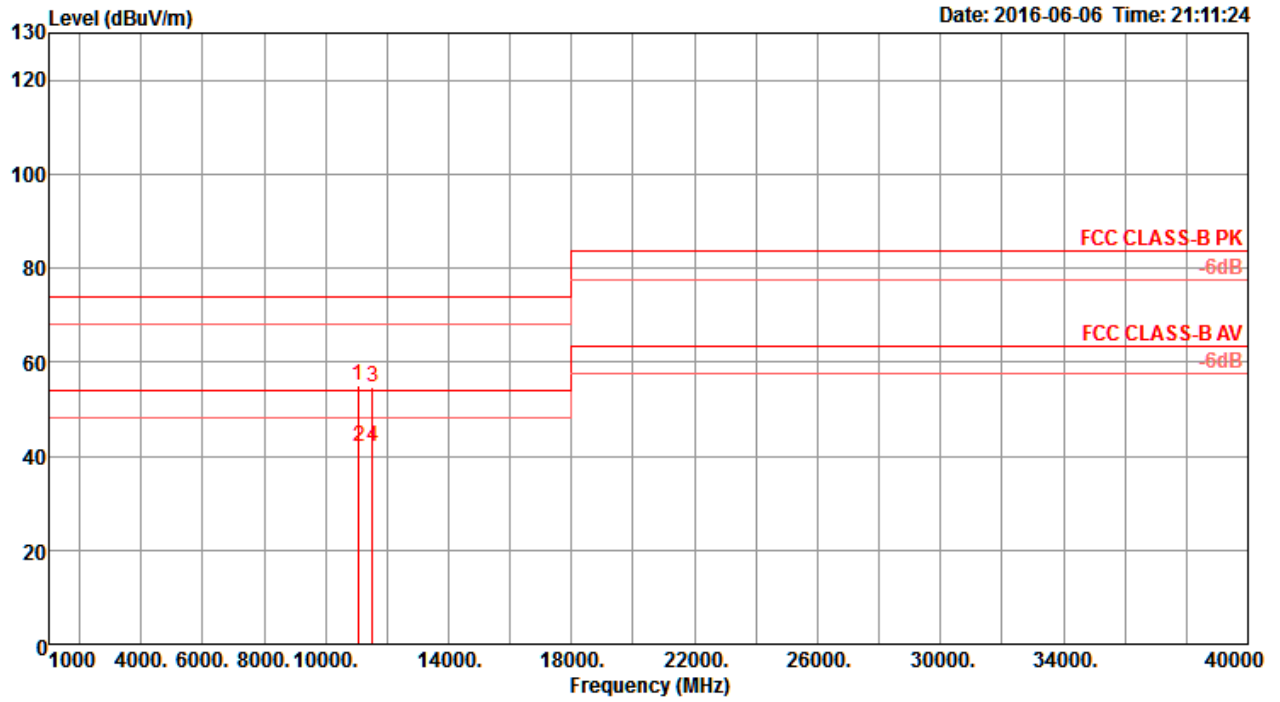
Temperature	22°C	Humidity	56%
Test Engineer	Peter Wu & Gary Chu	Configurations	IEEE 802.11ac MCS0/Nss2 VHT80+80 Type 9 / CH 106+155 / Chain 1 + Chain 2 + Chain 3 + Chain 4
Test Mode	Mode 3		

Horizontal



	Freq	Level	Limit	Over	Read	Cable	Antenna	Preamp	A/Pos	T/Pos	Remark	Pol/Phase
	MHz	dBuV/m	dBuV/m	dB	dBuV	dB	dB/m	dB	cm	deg		
1	11052.32	42.11	54.00	-11.89	28.59	9.68	38.50	34.66	221	335	Average	HORIZONTAL
2	11062.08	53.85	74.00	-20.15	40.34	9.67	38.50	34.66	221	335	Peak	HORIZONTAL
3	11540.88	42.39	54.00	-11.61	28.90	9.61	38.51	34.63	237	101	Average	HORIZONTAL
4	11553.36	54.83	74.00	-19.17	41.34	9.61	38.53	34.65	237	101	Peak	HORIZONTAL

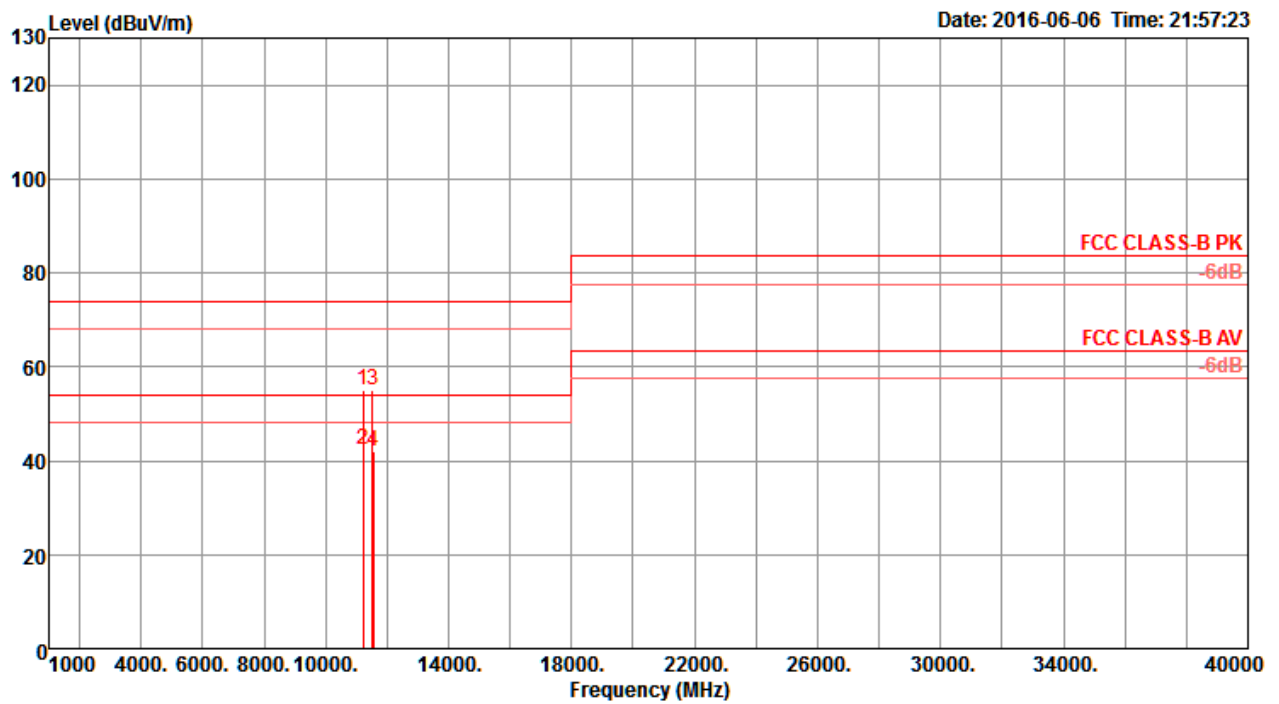
Vertical



	Freq	Level	Limit	Over	Read	Cable	Antenna	Preamp	A/Pos	T/Pos	Remark	Pol/Phase
	MHz	dBuV/m	dBuV/m	dB	dBuV	dB	dB/m	dB	cm	deg		
1	11062.88	55.14	74.00	-18.86	41.63	9.67	38.50	34.66	255	163	Peak	VERTICAL
2	11069.92	42.01	54.00	-11.99	28.49	9.67	38.50	34.65	255	163	Average	VERTICAL
3	11529.30	54.82	74.00	-19.18	41.33	9.61	38.51	34.63	163	320	Peak	VERTICAL
4	11531.40	41.91	54.00	-12.09	28.42	9.61	38.51	34.63	163	320	Average	VERTICAL

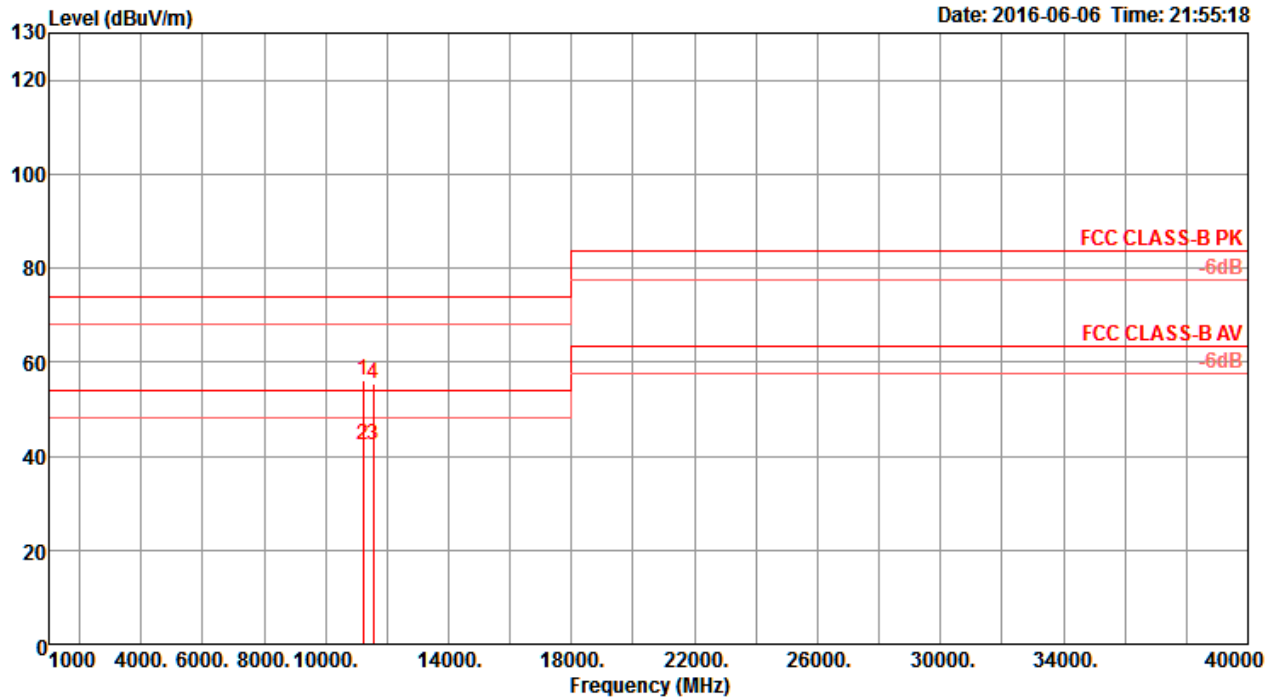
Temperature	22°C	Humidity	56%
Test Engineer	Peter Wu & Gary Chu	Configurations	IEEE 802.11ac MCS0/Nss2 VHT80+80 Type 10 / CH 122+155 / Chain 1 + Chain 2 + Chain 3 + Chain 4
Test Mode	Mode 3		

Horizontal



	Freq	Level	Limit	Over	Read	Cable	Antenna	Preamp	A/Pos	T/Pos	Remark	Pol/Phase
	MHz	dBuV/m	dBuV/m	dB	dBuV	Loss	Factor	Factor	cm	deg		
1	11211.20	55.11	74.00	-18.89	41.59	9.66	38.50	34.64	190	11	Peak	HORIZONTAL
2	11229.12	42.30	54.00	-11.70	28.79	9.65	38.50	34.64	190	11	Average	HORIZONTAL
3	11531.04	54.98	74.00	-19.02	41.49	9.61	38.51	34.63	160	259	Peak	HORIZONTAL
4	11546.64	42.03	54.00	-11.97	28.56	9.61	38.51	34.65	160	259	Average	HORIZONTAL

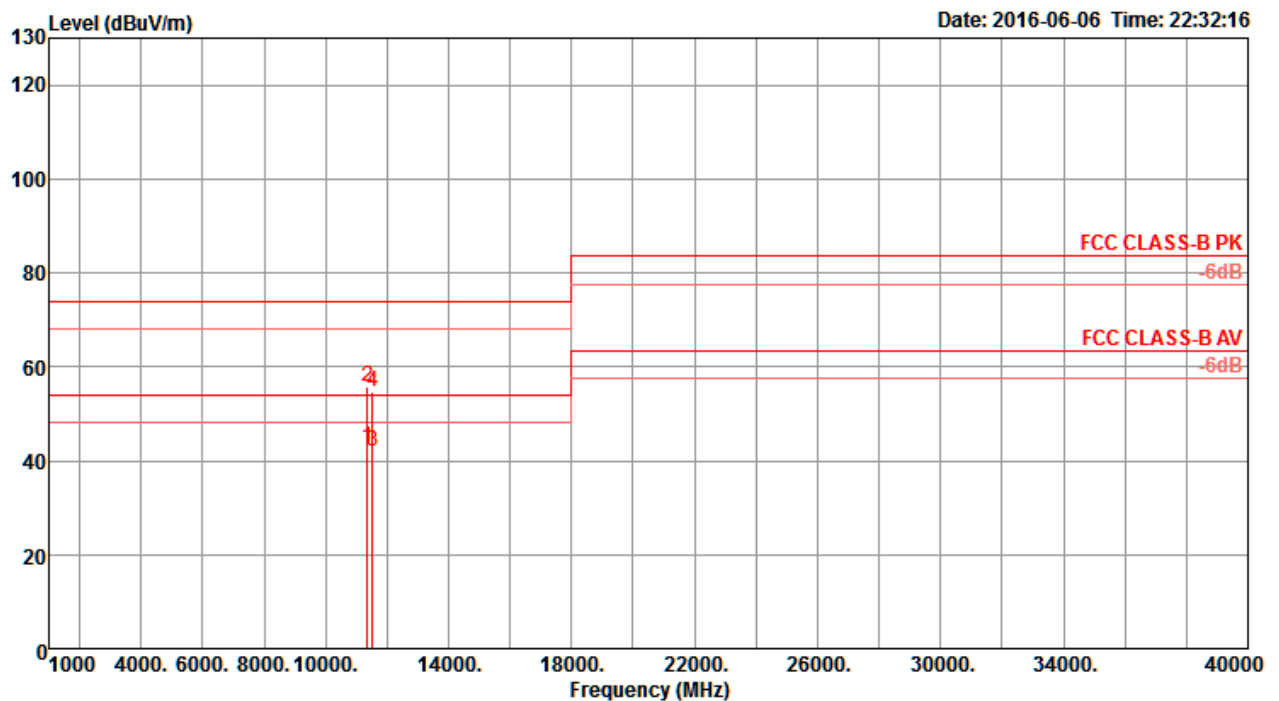
Vertical



	Freq	Level	Limit	Over	Read	Cable	Antenna	Preamp	A/Pos	T/Pos	Remark	Pol/Phase
	MHz	dBuV/m	dBuV/m	dB	dBuV	dB	dB/m	dB	cm	deg		
1	11230.80	56.21	74.00	-17.79	42.70	9.65	38.50	34.64	219	332	Peak	VERTICAL
2	11233.12	42.43	54.00	-11.57	28.92	9.65	38.50	34.64	219	332	Average	VERTICAL
3	11538.72	42.33	54.00	-11.67	28.84	9.61	38.51	34.63	233	158	Average	VERTICAL
4	11554.32	55.43	74.00	-18.57	41.94	9.61	38.53	34.65	233	158	Peak	VERTICAL

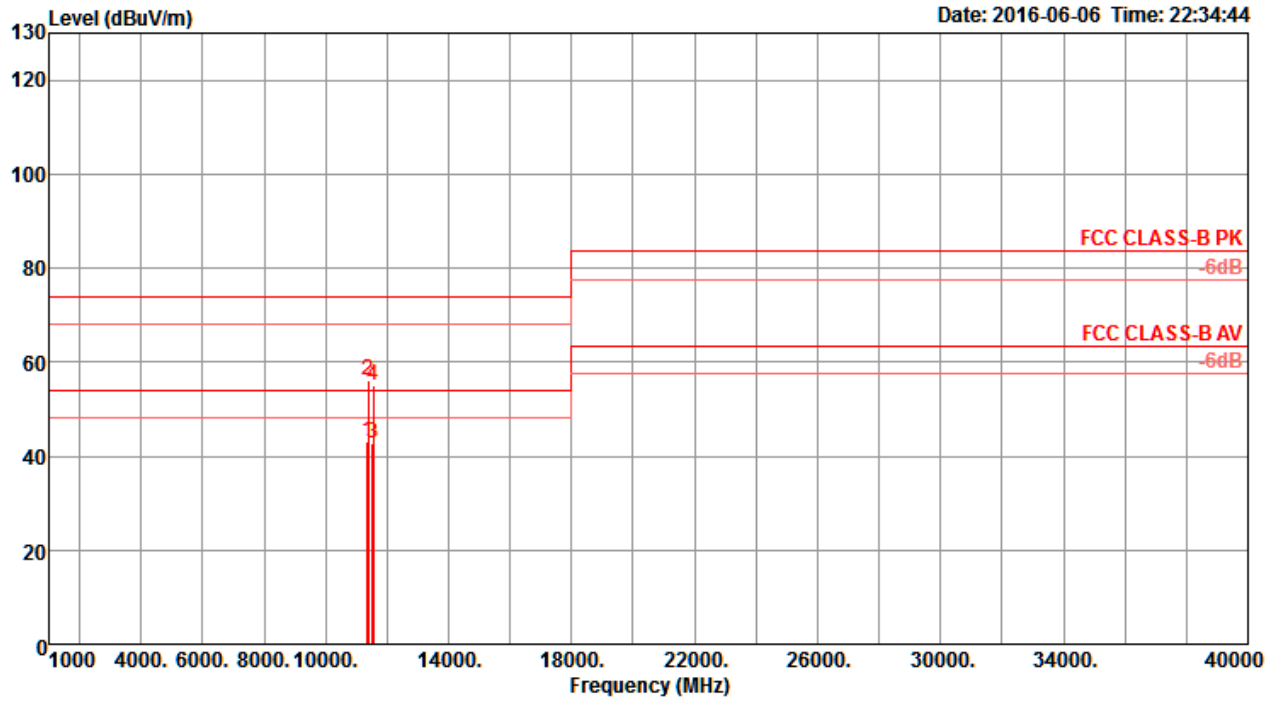
Temperature	22°C	Humidity	56%
Test Engineer	Peter Wu & Gary Chu	Configurations	IEEE 802.11ac MCS0/Nss2 VHT80+80 Type 11 / CH 138+155 / Chain 1 + Chain 2 + Chain 3 + Chain 4
Test Mode	Mode 3		

Horizontal



	Freq	Level	Limit	Over	Read	Cable	Antenna	Preamp	A/Pos	T/Pos	Remark	Pol/Phase
	MHz	dBuV/m	dBuV/m	dB	dBuV	Loss	Factor	Factor	cm	deg		
1	11361.84	42.78	54.00	-11.22	29.28	9.63	38.50	34.63	212	313	Average	HORIZONTAL
2	11363.84	55.83	74.00	-18.17	42.33	9.63	38.50	34.63	212	313	Peak	HORIZONTAL
3	11532.48	42.11	54.00	-11.89	28.62	9.61	38.51	34.63	202	54	Average	HORIZONTAL
4	11535.28	54.64	74.00	-19.36	41.15	9.61	38.51	34.63	202	54	Peak	HORIZONTAL

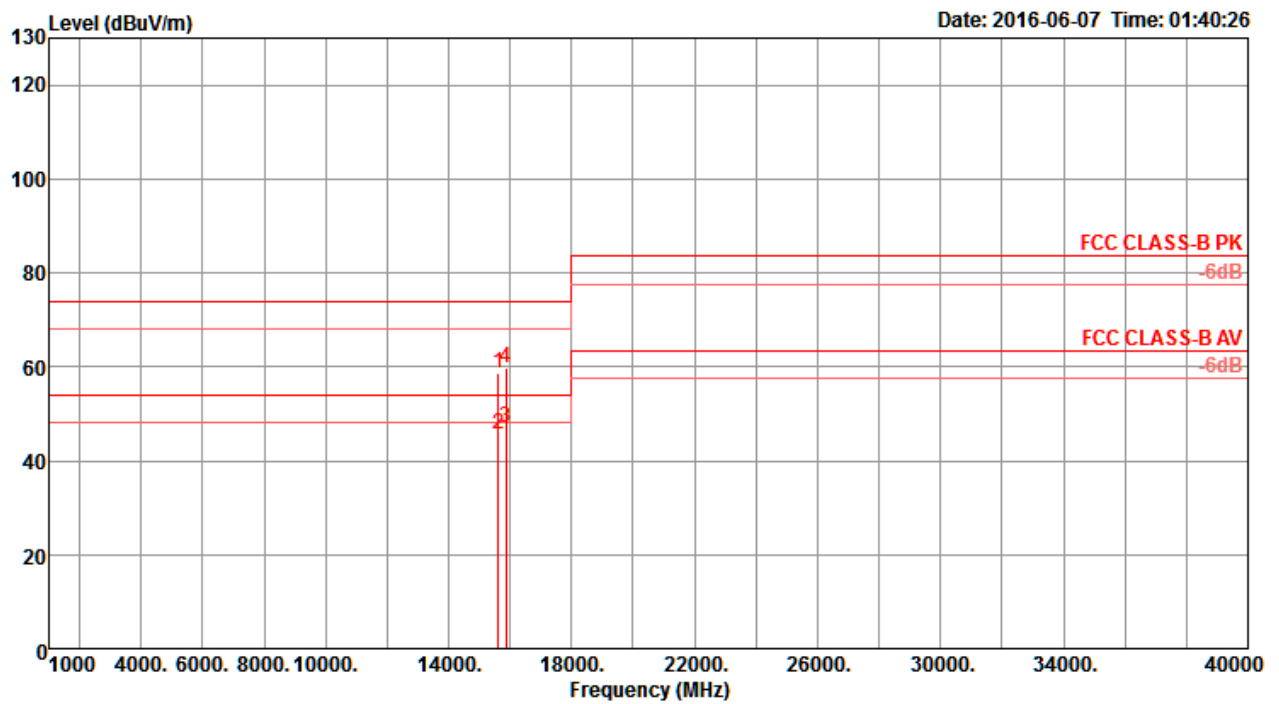
Vertical



	Freq	Level	Limit	Over	Read	Cable	Antenna	Preamp	A/Pos	T/Pos	Remark	Pol/Phase
	MHz	dBuV/m	dBuV/m	dB	dBuV	dB	dB/m	dB	cm	deg		
1	11371.04	43.14	54.00	-10.86	29.64	9.63	38.50	34.63	250	184	Average	VERTICAL
2	11399.92	55.98	74.00	-18.02	42.48	9.63	38.50	34.63	250	184	Peak	VERTICAL
3	11532.24	42.69	54.00	-11.31	29.20	9.61	38.51	34.63	273	145	Average	VERTICAL
4	11563.28	55.10	74.00	-18.90	41.61	9.61	38.53	34.65	273	145	Peak	VERTICAL

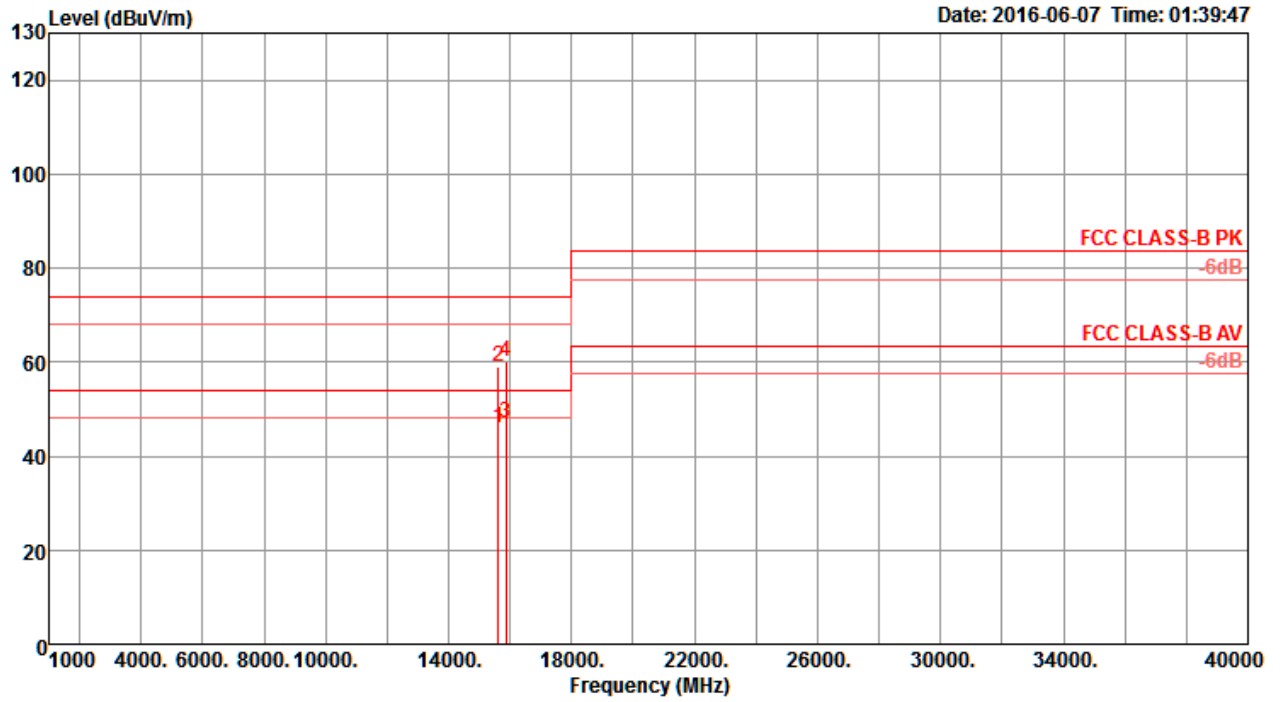
Temperature	22°C	Humidity	56%
Test Engineer	Peter Wu & Gary Chu	Configurations	IEEE 802.11ac MCS0/Nss2 VHT80+80 Type 12 / CH 42+58 / Chain 1 + Chain 2 + Chain 3 + Chain 4
Test Mode	Mode 3		

Horizontal



	Freq	Level	Limit	Over	Read	Cable	Antenna	Preamp	A/Pos	T/Pos	Remark	Pol/Phase
	MHz	dBuV/m	dBuV/m	dB	dBuV	dB	dB/m	dB	cm	deg		
1	15628.66	58.59	74.00	-15.41	43.78	11.25	38.29	34.73	182	62	Peak	HORIZONTAL
2	15628.67	45.61	54.00	-8.39	30.80	11.25	38.29	34.73	182	62	Average	HORIZONTAL
3	15870.47	47.08	54.00	-6.92	32.10	11.31	38.61	34.94	163	40	Average	HORIZONTAL
4	15871.38	59.85	74.00	-14.15	44.87	11.31	38.61	34.94	163	40	Peak	HORIZONTAL

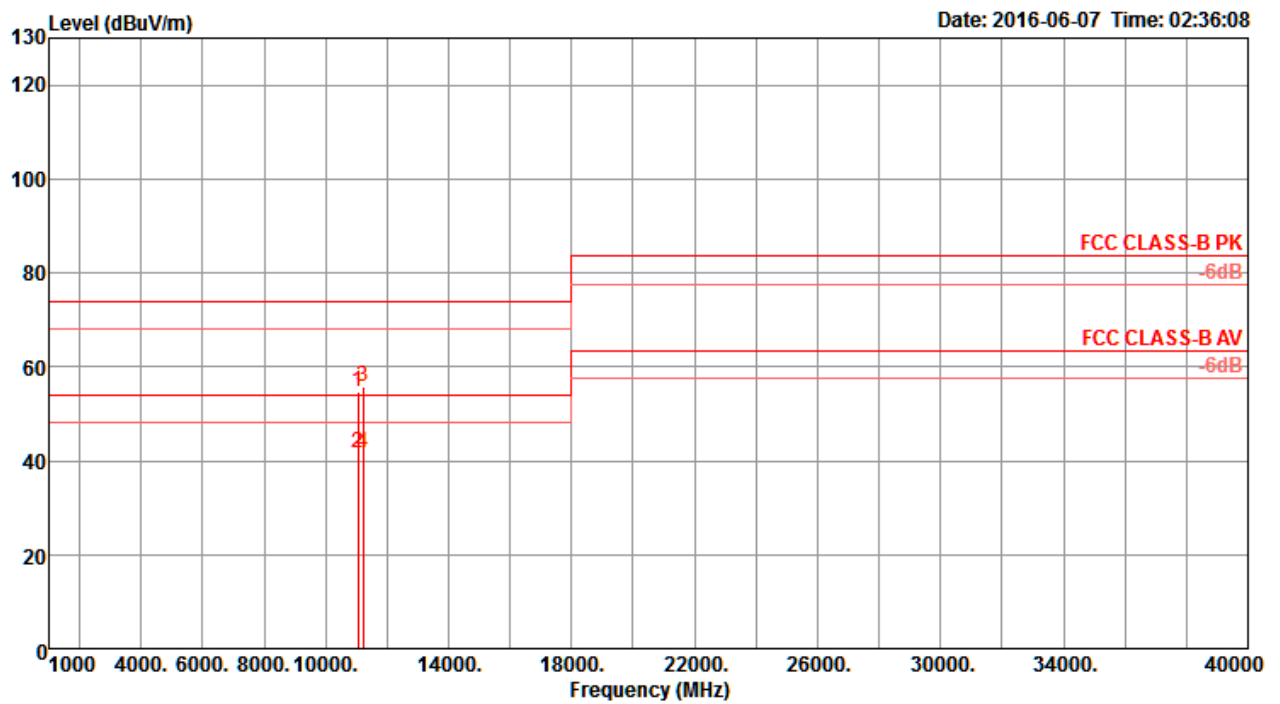
Vertical



	Freq	Level	Limit	Over	Read	CableAntenna	Preamp	A/Pos	T/Pos	Remark	Pol/Phase	
	MHz	dBuV/m	dBuV/m	dB	dBuV	dB	dB/m	dB	cm	deg		
1	15628.75	45.91	54.00	-8.09	31.10	11.25	38.29	34.73	209	139	Average	VERTICAL
2	15630.40	59.11	74.00	-14.89	44.30	11.25	38.29	34.73	209	139	Peak	VERTICAL
3	15868.54	46.92	54.00	-7.08	31.94	11.31	38.61	34.94	178	75	Average	VERTICAL
4	15872.06	59.96	74.00	-14.04	44.98	11.31	38.61	34.94	178	75	Peak	VERTICAL

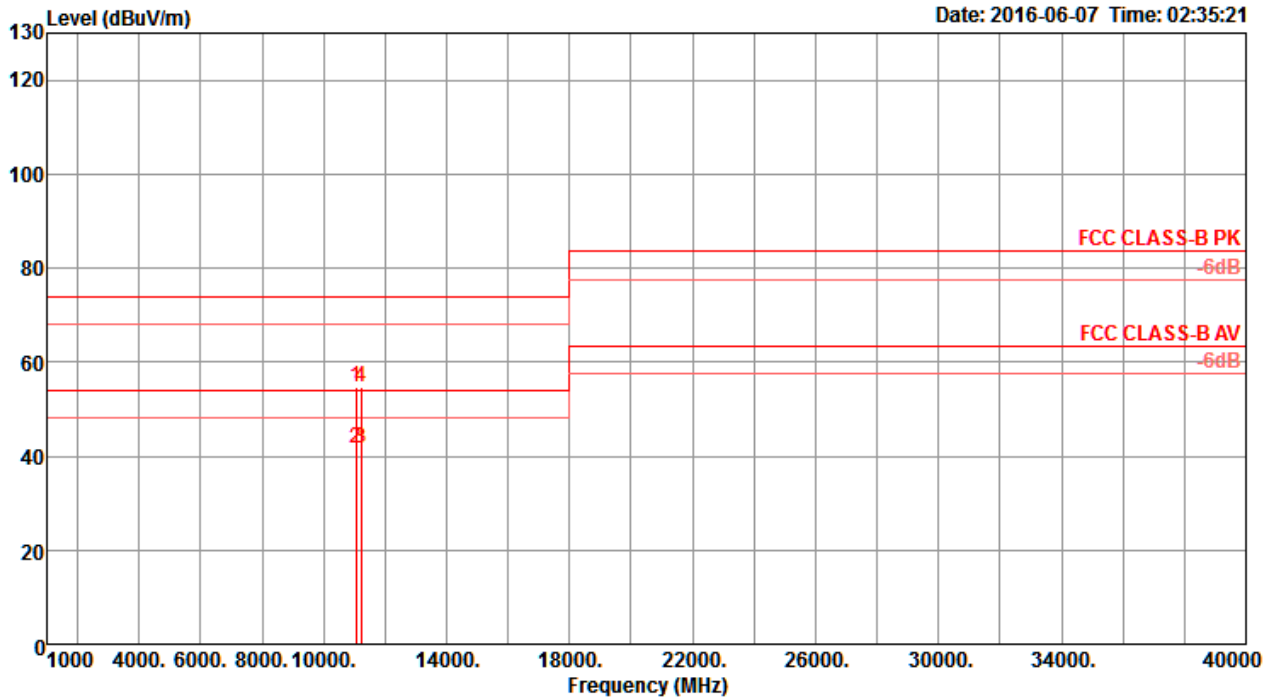
Temperature	22°C	Humidity	56%
Test Engineer	Peter Wu & Gary Chu	Configurations	IEEE 802.11ac MCS0/Nss2 VHT80+80 Type 13 / CH 106+122 / Chain 1 + Chain 2 + Chain 3 + Chain 4
Test Mode	Mode 3		

Horizontal



	Freq	Level	Limit	Over	Read	Cable	Antenna	Preamp	A/Pos	T/Pos	Remark	Pol/Phase
	MHz	dBuV/m	dBuV/m	dB	dBuV	dB	dB/m	dB	cm	deg		
1	11058.05	54.64	74.00	-19.36	41.12	9.68	38.50	34.66	188	57	Peak	HORIZONTAL
2	11058.32	41.62	54.00	-12.38	28.10	9.68	38.50	34.66	188	57	Average	HORIZONTAL
3	11218.15	55.63	74.00	-18.37	42.11	9.66	38.50	34.64	169	275	Peak	HORIZONTAL
4	11218.83	41.68	54.00	-12.32	28.16	9.66	38.50	34.64	169	275	Average	HORIZONTAL

Vertical



	Freq	Level	Limit	Over	Read	Cable	Antenna	Preamp	A/Pos	T/Pos	Remark	Pol/Phase
	MHz	dBuV/m	dBuV/m	dB	dBuV	dB	dB/m	dB	cm	deg		
1	11057.71	54.69	74.00	-19.31	41.17	9.68	38.50	34.66	180	22	Peak	VERTICAL
2	11061.06	41.72	54.00	-12.28	28.21	9.67	38.50	34.66	180	22	Average	VERTICAL
3	11218.38	41.61	54.00	-12.39	28.09	9.66	38.50	34.64	172	321	Average	VERTICAL
4	11220.20	54.72	74.00	-19.28	41.20	9.66	38.50	34.64	172	321	Peak	VERTICAL

Note:

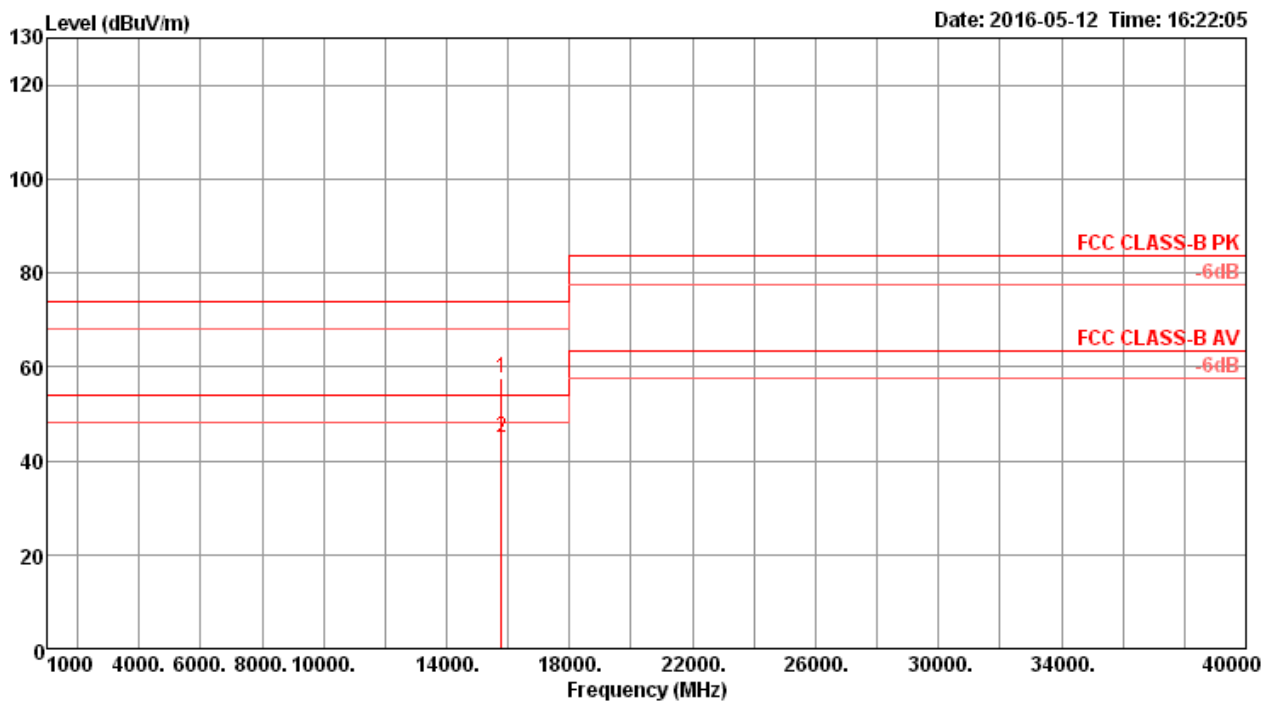
The amplitude of spurious emissions that are attenuated by more than 20dB below the permissible value has no need to be reported.

Emission level (dBuV/m) = 20 log Emission level (uV/m).

Corrected Reading: Antenna Factor + Cable Loss + Read Level - Preamp Factor = Level.

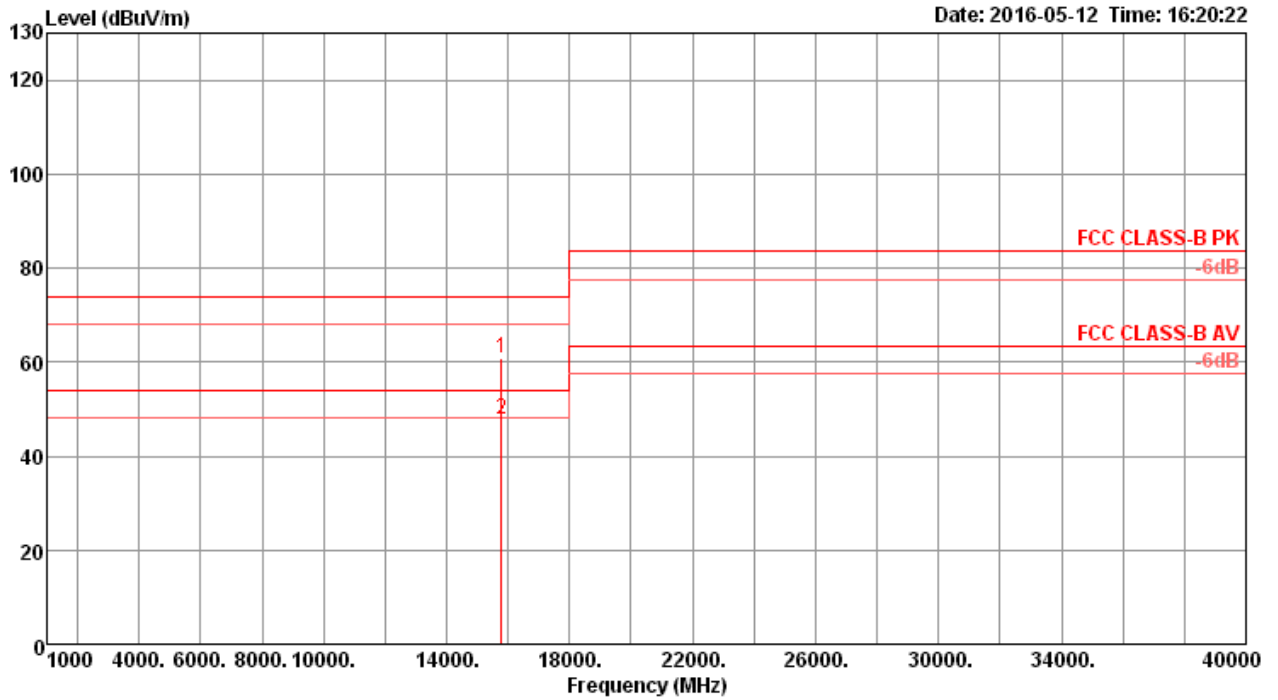
Temperature	22°C	Humidity	56%
Test Engineer	Peter Wu & Gary Chu	Configurations	IEEE 802.11a CH 52 / Chain 1 + Chain 2 + Chain 3 + Chain 4
Test Mode	Mode 4		

Horizontal



	Freq	Level	Limit	Over	Read	Cable	Antenna	Preamp	A/Pos	T/Pos	Remark	Pol/Phase
	MHz	dBuV/m	dBuV/m	dB	dBuV	dB	dB/m	dB	cm	deg		
1	15775.19	57.65	74.00	-16.35	41.48	12.37	37.76	33.96	203	277	Peak	HORIZONTAL
2	15777.52	44.88	54.00	-9.12	28.71	12.37	37.76	33.96	203	277	Average	HORIZONTAL

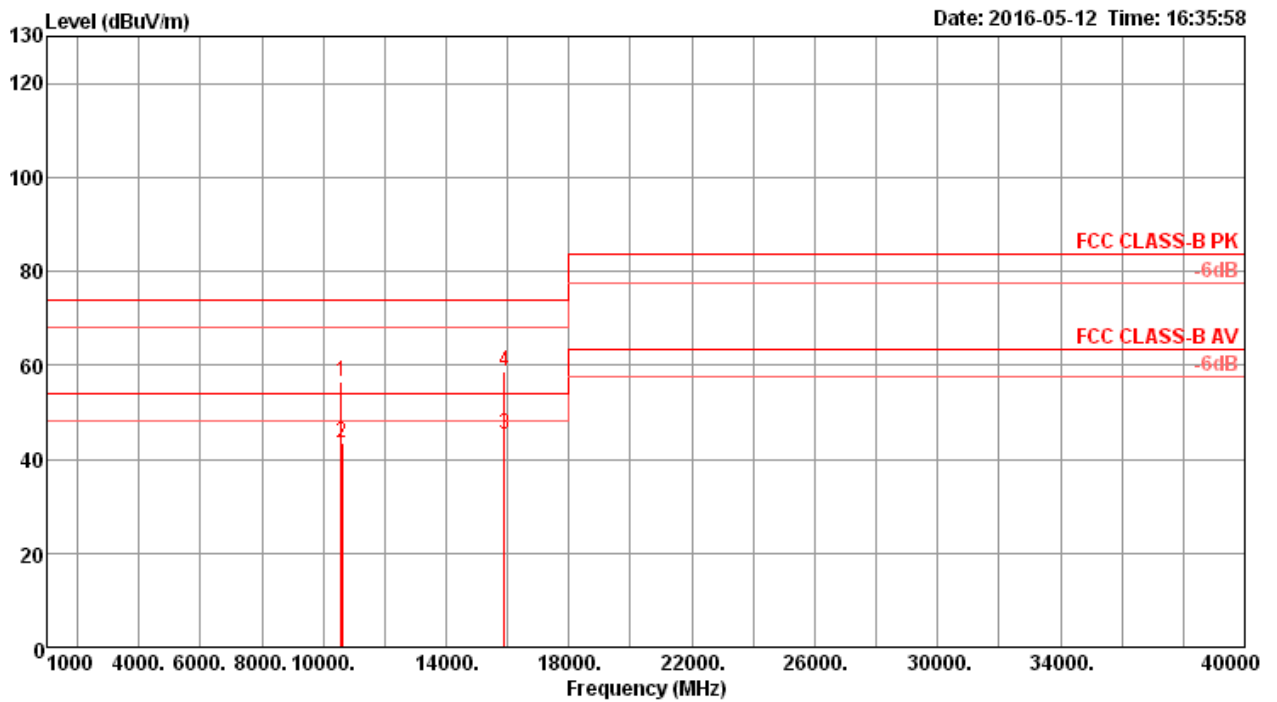
Vertical



	Freq	Level	Limit Line	Over Limit	Read Level	Cable Loss	Antenna Factor	Preamp Factor	A/Pos	T/Pos	Remark	PoI/Phase
	MHz	dBuV/m	dBuV/m	dB	dBuV	dB	dB/m	dB	cm	deg		
1	15775.51	60.94	74.00	-13.06	44.77	12.37	37.76	33.96	208	315	Peak	VERTICAL
2	15775.93	47.86	54.00	-6.14	31.69	12.37	37.76	33.96	208	315	Average	VERTICAL

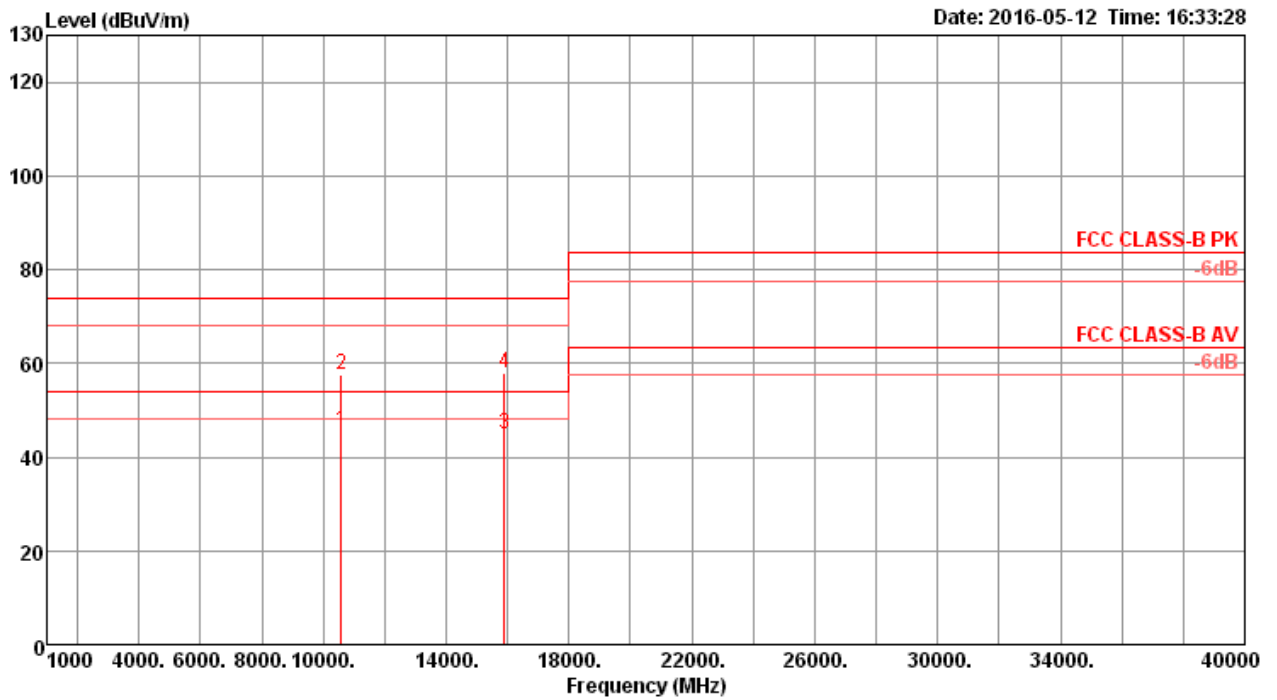
Temperature	22°C	Humidity	56%
Test Engineer	Peter Wu & Gary Chu	Configurations	IEEE 802.11a CH 60 / Chain 1 + Chain 2 + Chain 3 + Chain 4
Test Mode	Mode 4		

Horizontal



	Freq	Level	Limit	Over	Read	Cable	Antenna	Preamp	A/Pos	T/Pos	Remark	PoI/Phase
	MHz	dBuV/m	dBuV/m	dB	dBuV	dB	dB/m	dB	cm	deg		
1	10596.54	56.50	74.00	-17.50	41.24	10.50	38.40	33.64	187	72	Peak	HORIZONTAL
2	10599.78	43.51	54.00	-10.49	28.25	10.50	38.40	33.64	187	72	Average	HORIZONTAL
3	15898.46	45.18	54.00	-8.82	29.27	12.42	37.55	34.06	153	17	Average	HORIZONTAL
4	15900.99	58.66	74.00	-15.34	42.75	12.42	37.55	34.06	153	17	Peak	HORIZONTAL

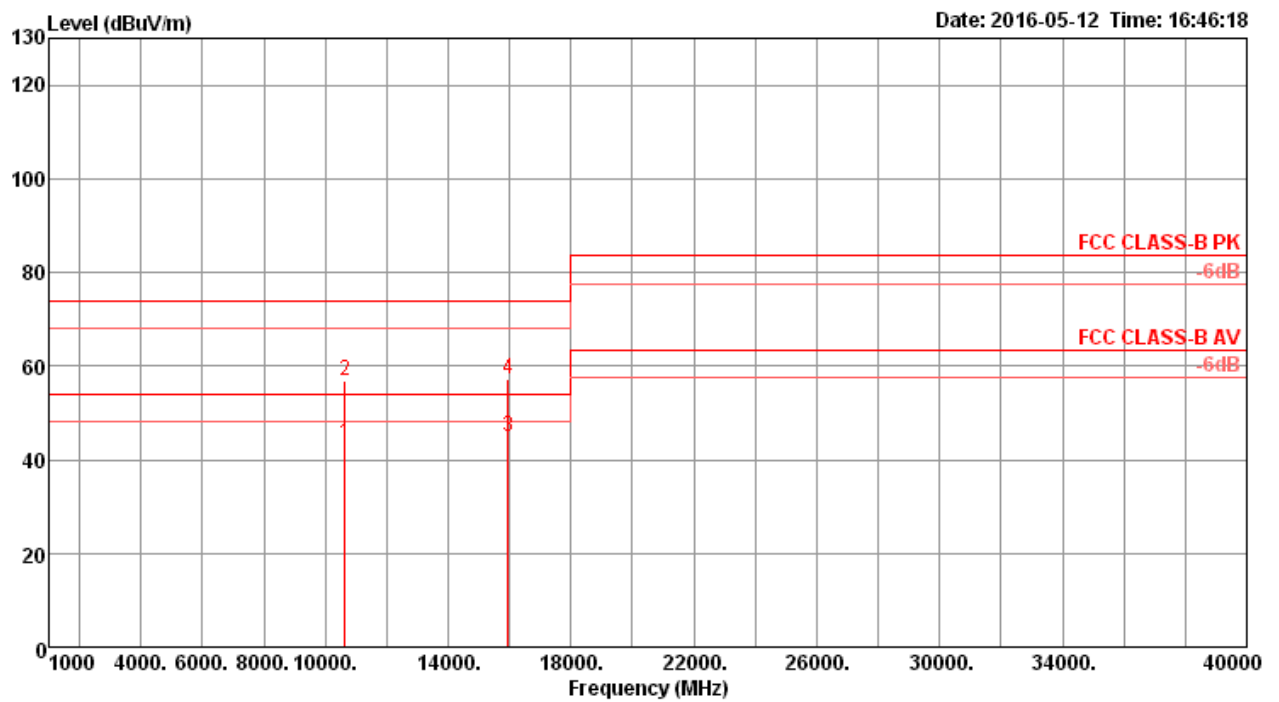
Vertical



	Freq	Level	Limit Line	Over Limit	Read Level	CableAntenna Loss	Preamp Factor	A/Pos	T/Pos	Remark	PoI/Phase
	MHz	dBuV/m	dBuV/m	dB	dBuV	dB	dB/m	dB	cm	deg	
1	10595.54	45.57	54.00	-8.43	30.31	10.50	38.40	33.64	200	57 Average	VERTICAL
2	10595.95	57.68	74.00	-16.32	42.42	10.50	38.40	33.64	200	57 Peak	VERTICAL
3	15900.83	45.04	54.00	-8.96	29.13	12.42	37.55	34.06	208	133 Average	VERTICAL
4	15902.26	57.80	74.00	-16.20	41.89	12.42	37.55	34.06	208	133 Peak	VERTICAL

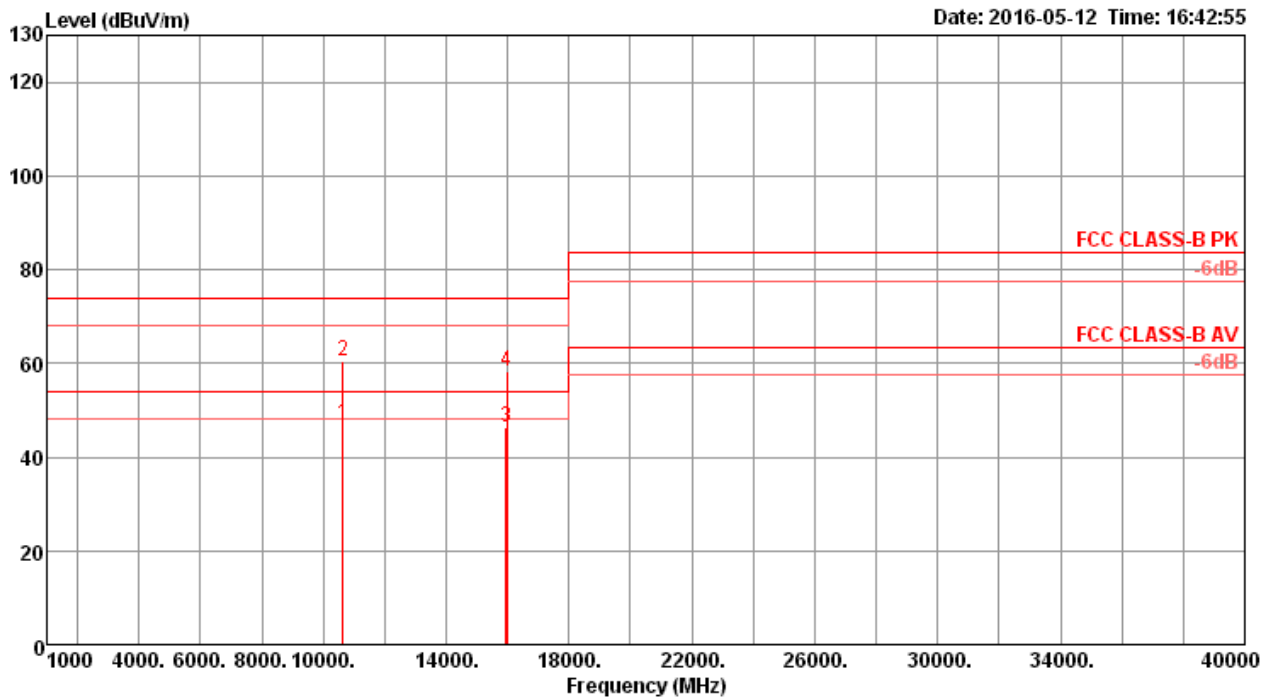
Temperature	22°C	Humidity	56%
Test Engineer	Peter Wu & Gary Chu	Configurations	IEEE 802.11a CH 64 / Chain 1 + Chain 2 + Chain 3 + Chain 4
Test Mode	Mode 4		

Horizontal



	Freq	Level	Limit Line	Over Limit	Read Level	Cable Loss	Antenna Factor	Preamp Factor	A/Pos	T/Pos	Remark	Pol/Phase
	MHz	dBuV/m	dBuV/m	dB	dBuV	dB	dB/m	dB	cm	deg		
1	10632.95	43.44	54.00	-10.56	28.15	10.51	38.40	33.62	176	179	Average	HORIZONTAL
2	10639.68	56.74	74.00	-17.26	41.42	10.51	38.40	33.59	176	179	Peak	HORIZONTAL
3	15948.70	44.95	54.00	-9.05	29.15	12.43	37.47	34.10	193	57	Average	HORIZONTAL
4	15954.07	57.21	74.00	-16.79	41.41	12.43	37.47	34.10	193	57	Peak	HORIZONTAL

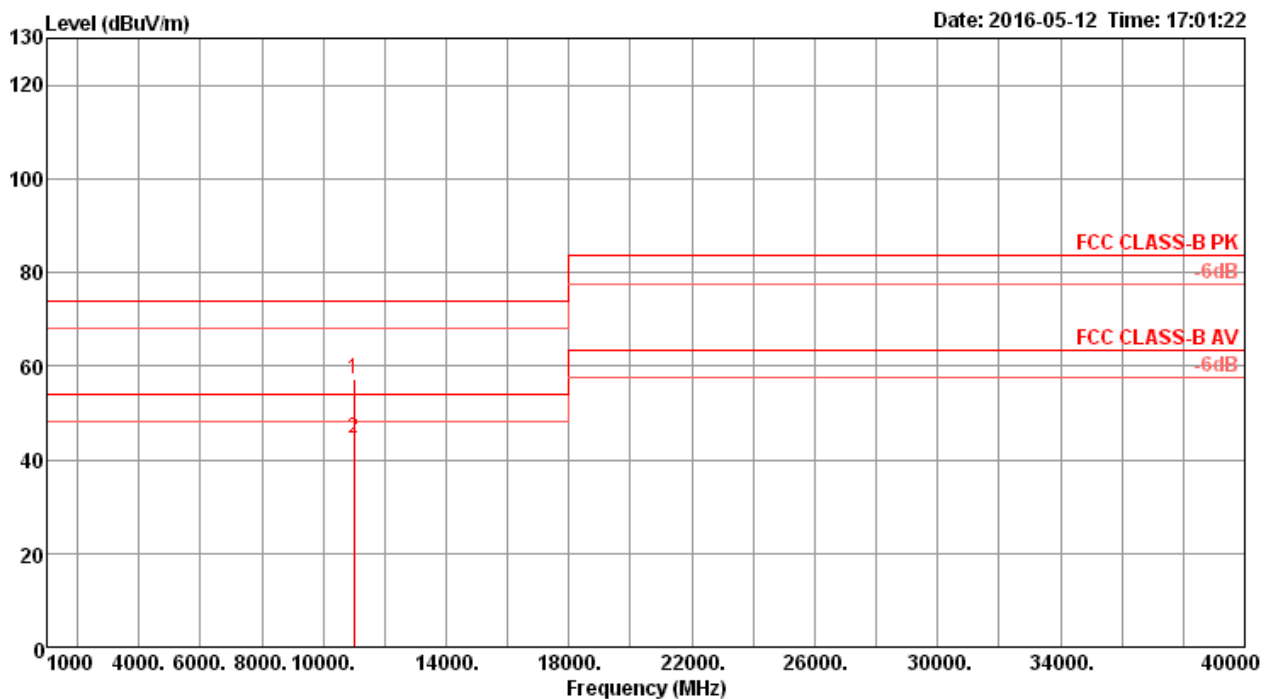
Vertical



	Freq	Level	Limit Line	Over Limit	Read Level	CableAntenna Loss	Preamp Factor	A/Pos	T/Pos	Remark	PoI/Phase	
	MHz	dBuV/m	dBuV/m	dB	dBuV	dB	dB/m	dB	cm	deg		
1	10633.83	47.12	54.00	-6.88	31.83	10.51	38.40	33.62	216	323	Average	VERTICAL
2	10633.83	60.36	74.00	-13.64	45.07	10.51	38.40	33.62	216	323	Peak	VERTICAL
3	15954.87	46.35	54.00	-7.65	30.55	12.43	37.47	34.10	223	309	Average	VERTICAL
4	15967.77	58.28	74.00	-15.72	42.53	12.45	37.40	34.10	223	309	Peak	VERTICAL

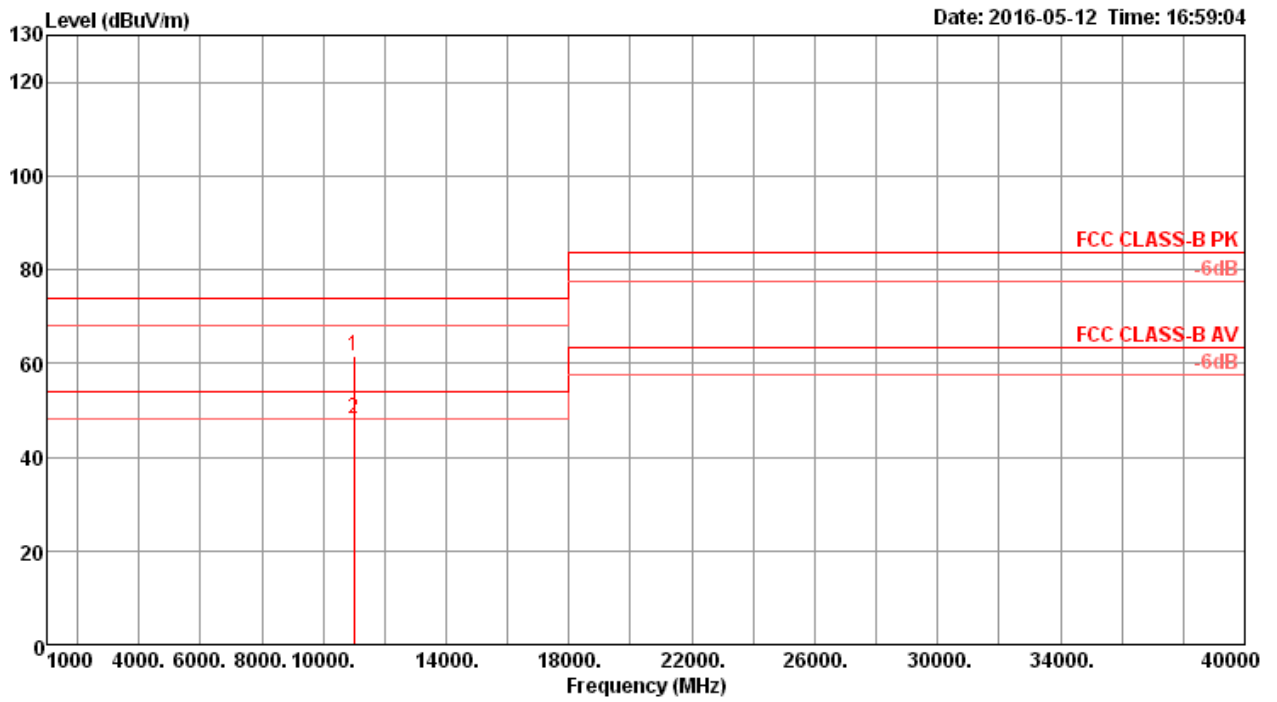
Temperature	22°C	Humidity	56%
Test Engineer	Peter Wu & Gary Chu	Configurations	IEEE 802.11a CH 100 / Chain 1 + Chain 2 + Chain 3 + Chain 4
Test Mode	Mode 4		

Horizontal



	Freq	Level	Limit Line	Over Limit	Read Level	Cable Loss	Antenna Factor	Preamp Factor	A/Pos	T/Pos	Remark	PoI/Phase
	MHz	dBuV/m	dBuV/m	dB	dBuV	dB	dB/m	dB	cm	deg		
1	10997.04	57.08	74.00	-16.92	41.48	10.58	38.40	33.38	192	23	Peak	HORIZONTAL
2	11003.45	44.46	54.00	-9.54	28.86	10.58	38.40	33.38	192	23	Average	HORIZONTAL

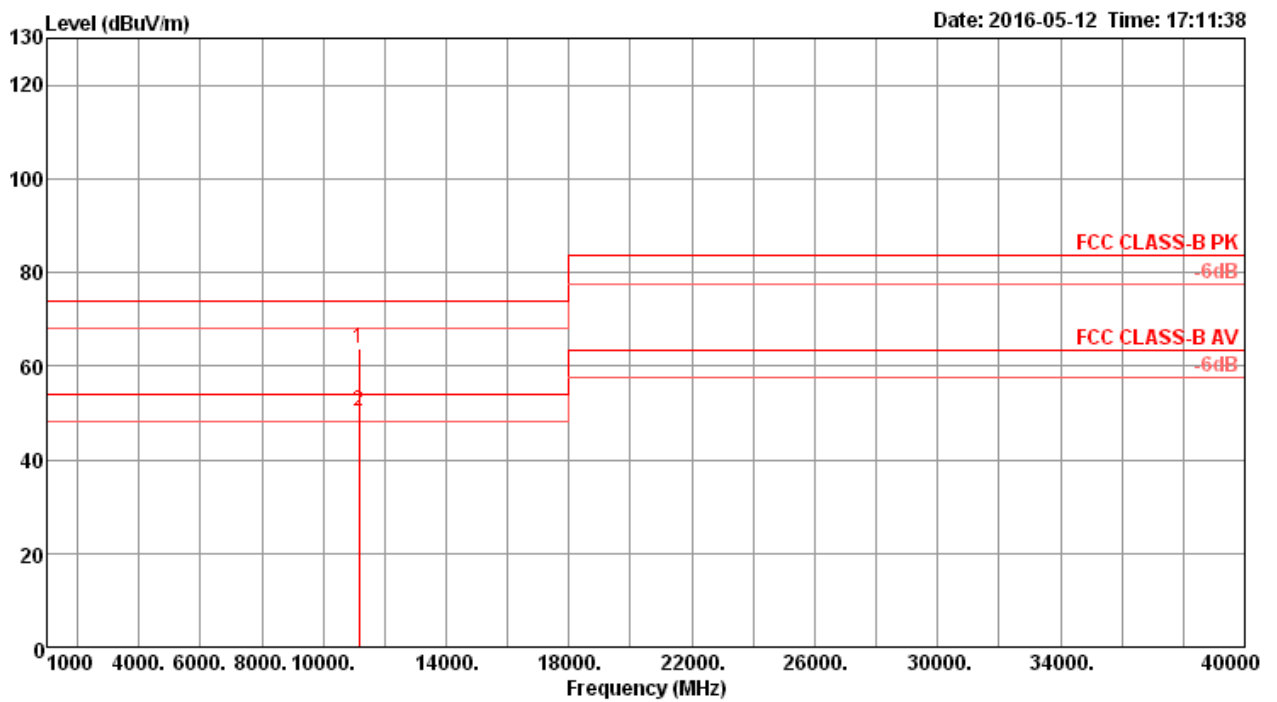
Vertical



	Freq	Level	Limit Line	Over Limit	Read Level	CableAntenna Loss	Preamp Factor	A/Pos	T/Pos	Remark	PoI/Phase
	MHz	dBuV/m	dBuV/m	dB	dBuV	dB	dB/m	dB	cm	deg	
1	11007.45	61.72	74.00	-12.28	46.12	10.58	38.40	33.38	100	326 Peak	VERTICAL
2	11007.61	48.03	54.00	-5.97	32.43	10.58	38.40	33.38	100	326 Average	VERTICAL

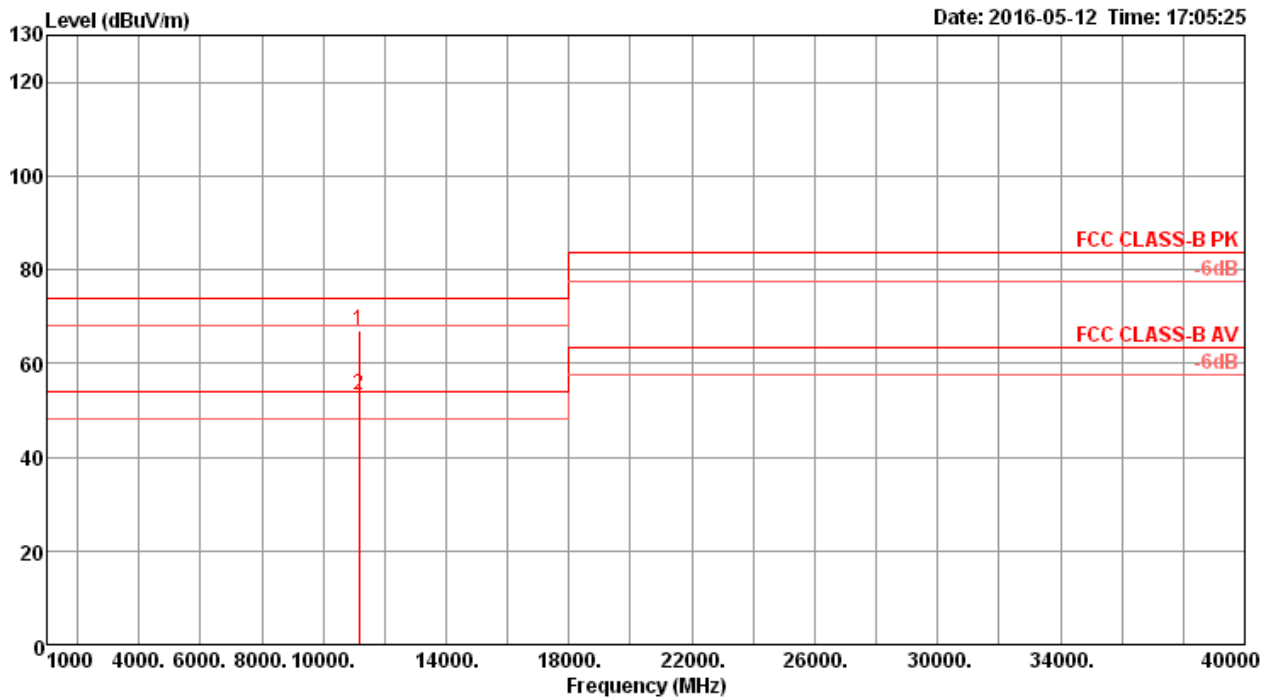
Temperature	22°C	Humidity	56%
Test Engineer	Peter Wu & Gary Chu	Configurations	IEEE 802.11a CH 116 / Chain 1 + Chain 2 + Chain 3 + Chain 4
Test Mode	Mode 4		

Horizontal



	Freq	Level	Limit	Over	Read	Cable	Antenna	Preamp	A/Pos	T/Pos	Remark	PoI/Phase
	MHz	dBuV/m	dBuV/m	dB	dBuV	dB	dB/m	dB	cm	deg		
1	11168.81	63.78	74.00	-10.22	47.88	10.61	38.67	33.38	246	339	Peak	HORIZONTAL
2	11169.94	50.32	54.00	-3.68	34.42	10.61	38.67	33.38	246	339	Average	HORIZONTAL

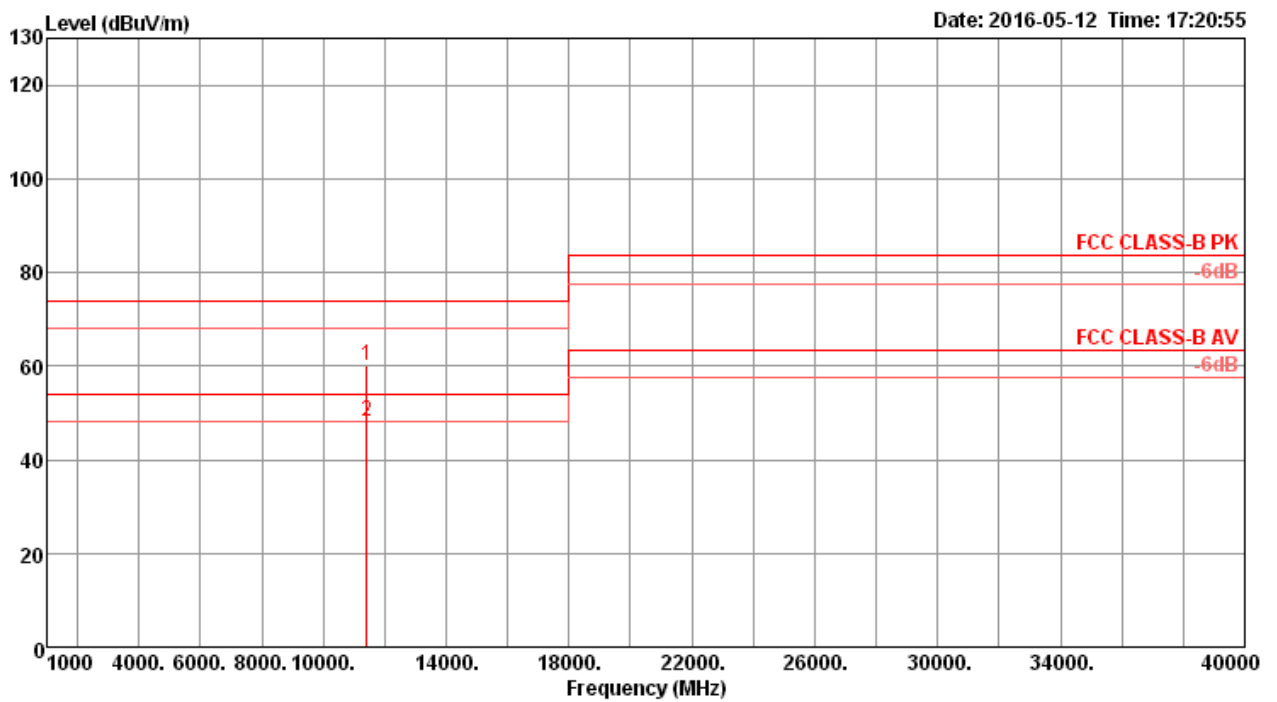
Vertical



	Freq	Level	Limit Line	Over Limit	Read Level	CableAntenna Loss	Preamp Factor	Preamp Factor	A/Pos	T/Pos	Remark	PoI/Phase
	MHz	dBuV/m	dBuV/m	dB	dBuV	dB	dB/m	dB	cm	deg		
1	11168.97	66.96	74.00	-7.04	51.06	10.61	38.67	33.38	205	291	Peak	VERTICAL
2	11169.46	53.30	54.00	-0.70	37.40	10.61	38.67	33.38	205	291	Average	VERTICAL

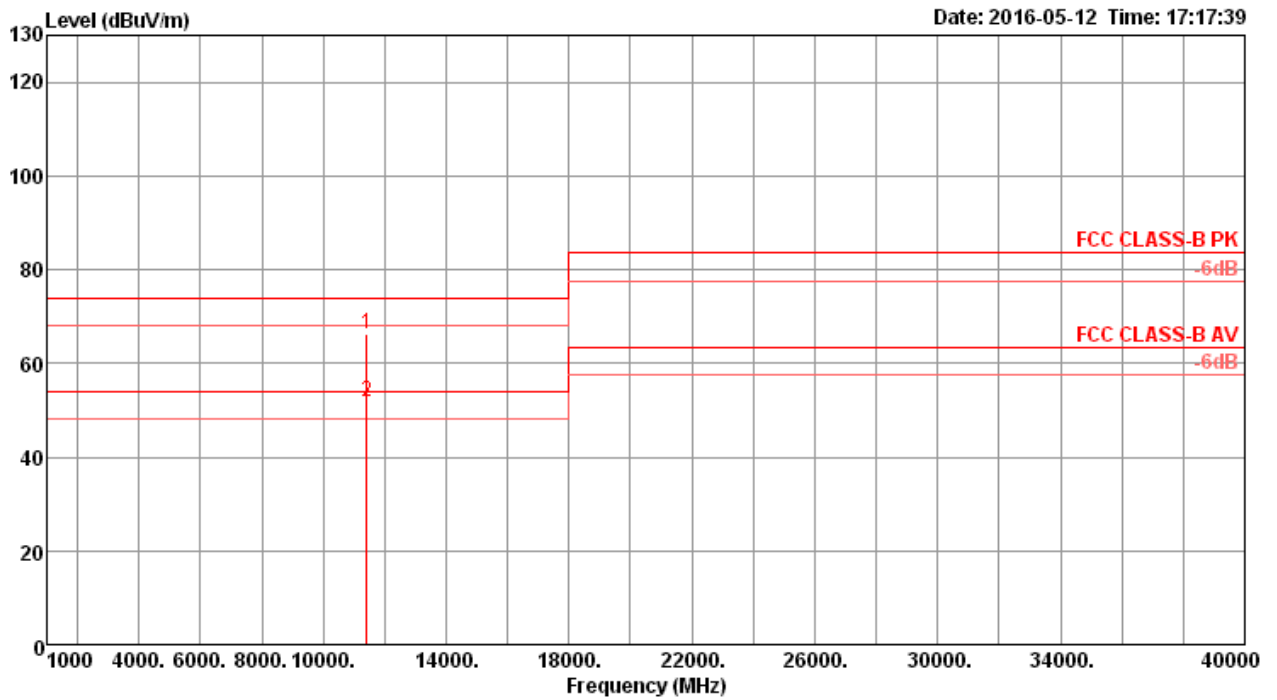
Temperature	22°C	Humidity	56%
Test Engineer	Peter Wu & Gary Chu	Configurations	IEEE 802.11a CH 140 / Chain 1 + Chain 2 + Chain 3 + Chain 4
Test Mode	Mode 4		

Horizontal



	Freq	Level	Limit Line	Over Limit	Read Level	Cable Loss	Antenna Factor	Preamp Factor	A/Pos	T/Pos	Remark	PoI/Phase
	MHz	dBuV/m	dBuV/m	dB	dBuV	dB	dB/m	dB	cm	deg		
1	11408.73	60.16	74.00	-13.84	43.84	10.65	39.04	33.37	188	21	Peak	HORIZONTAL
2	11409.54	48.19	54.00	-5.81	31.87	10.65	39.04	33.37	188	21	Average	HORIZONTAL

Vertical

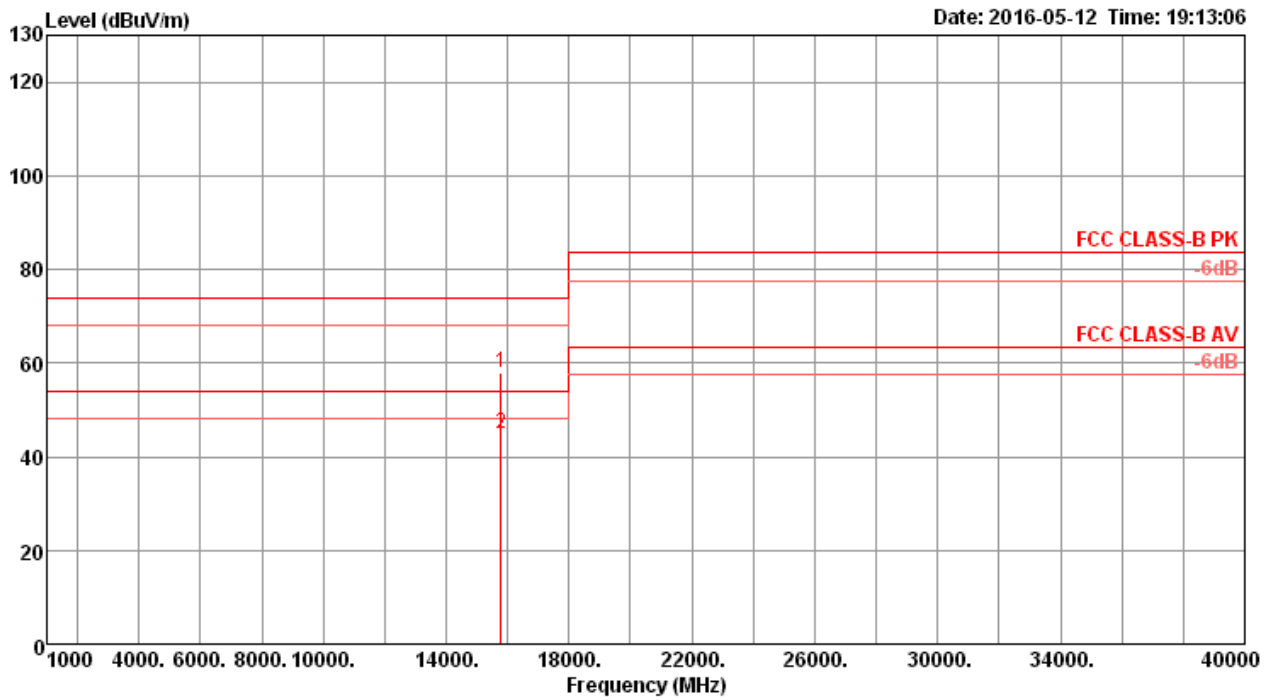


	Freq	Level	Limit Line	Over Limit	Read Level	CableAntenna Loss	Preamp Factor	A/Pos	T/Pos	Remark	PoI/Phase
	MHz	dBuV/m	dBuV/m	dB	dBuV	dB	dB/m	dB	cm	deg	
1	11401.36	66.43	74.00	-7.57	50.11	10.65	39.04	33.37	256	37 Peak	VERTICAL
2	11401.84	51.94	54.00	-2.06	35.62	10.65	39.04	33.37	256	37 Average	VERTICAL



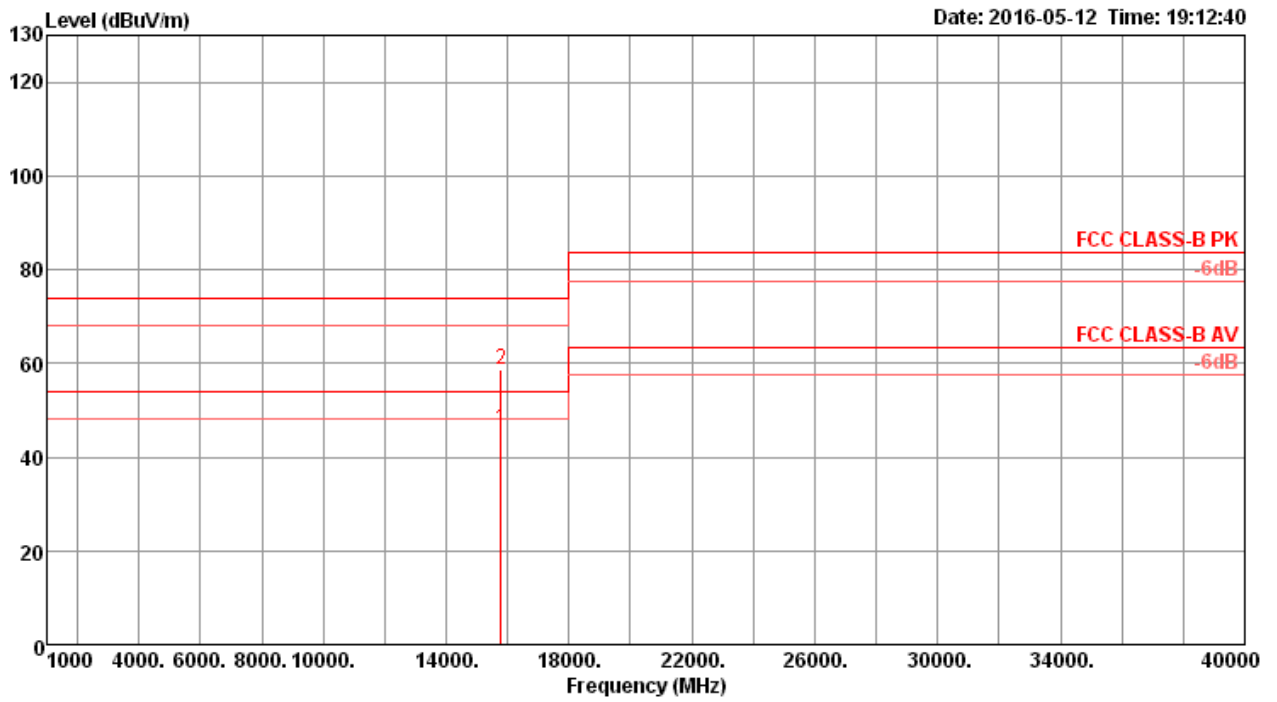
Temperature	22°C	Humidity	56%
Test Engineer	Peter Wu & Gary Chu	Configurations	IEEE 802.11ac MCS0/Nss1 VHT20 CH 52 / Chain 1 + Chain 2 + Chain 3 + Chain 4
Test Mode	Mode 4		

Horizontal



	Freq	Level	Limit	Over	Read	Cable	Antenna	Preamp	A/Pos	T/Pos	Remark	PoI/Phase
	MHz	dBuV/m	dBuV/m	dB	dBuV	dB	dB/m	dB	cm	deg		
1	15779.52	57.87	74.00	-16.13	41.70	12.37	37.76	33.96	179	324	Peak	HORIZONTAL
2	15783.80	44.82	54.00	-9.18	28.71	12.38	37.69	33.96	179	324	Average	HORIZONTAL

Vertical

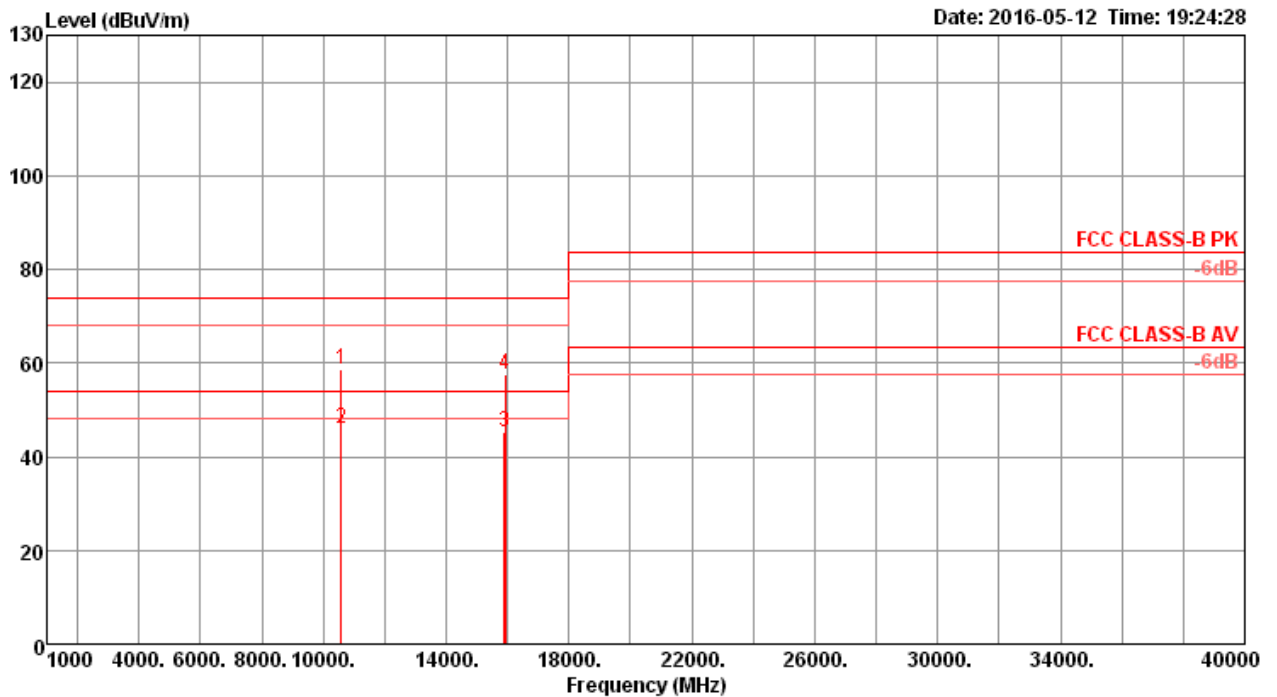


	Freq	Level	Limit Line	Over Limit	Read Level	CableAntenna Loss	Preamp Factor	A/Pos	T/Pos	Remark	PoI/Phase	
	MHz	dBuV/m	dBuV/m	dB	dBuV	dB	dB/m	dB	cm	deg		
1	15778.65	45.90	54.00	-8.10	29.73	12.37	37.76	33.96	185	352	Average	VERTICAL
2	15784.84	58.53	74.00	-15.47	42.42	12.38	37.69	33.96	185	352	Peak	VERTICAL



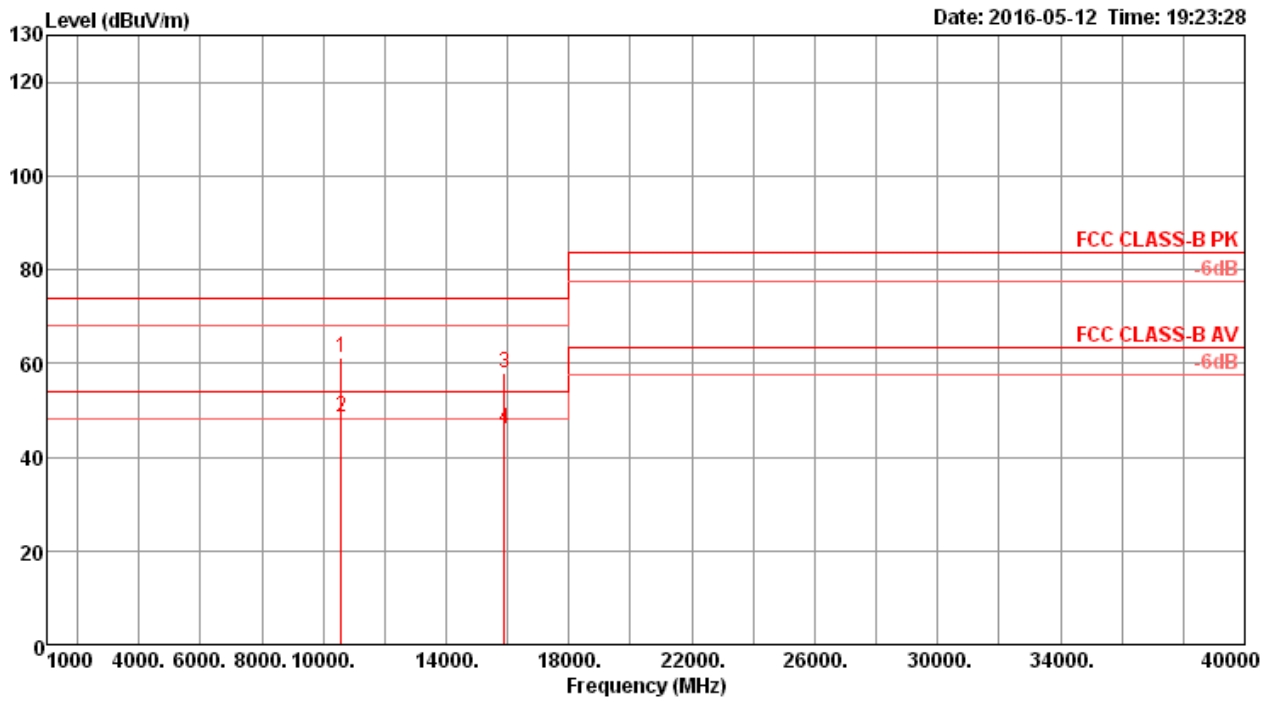
Temperature	22°C	Humidity	56%
Test Engineer	Peter Wu & Gary Chu	Configurations	IEEE 802.11ac MCS0/Nss1 VHT20 CH 60 / Chain 1 + Chain 2 + Chain 3 + Chain 4
Test Mode	Mode 4		

Horizontal



	Freq	Level	Limit	Over	Read	Cable	Antenna	Preamp	A/Pos	T/Pos	Remark	Pol/Phase
	MHz	dBuV/m	dBuV/m	dB	dBuV	dB	dB/m	dB	cm	deg		
1	10591.19	58.64	74.00	-15.36	43.38	10.50	38.40	33.64	201	327	Peak	HORIZONTAL
2	10592.31	45.83	54.00	-8.17	30.57	10.50	38.40	33.64	201	327	Average	HORIZONTAL
3	15902.32	45.24	54.00	-8.76	29.33	12.42	37.55	34.06	201	227	Average	HORIZONTAL
4	15922.92	57.72	74.00	-16.28	41.92	12.43	37.47	34.10	201	227	Peak	HORIZONTAL

Vertical

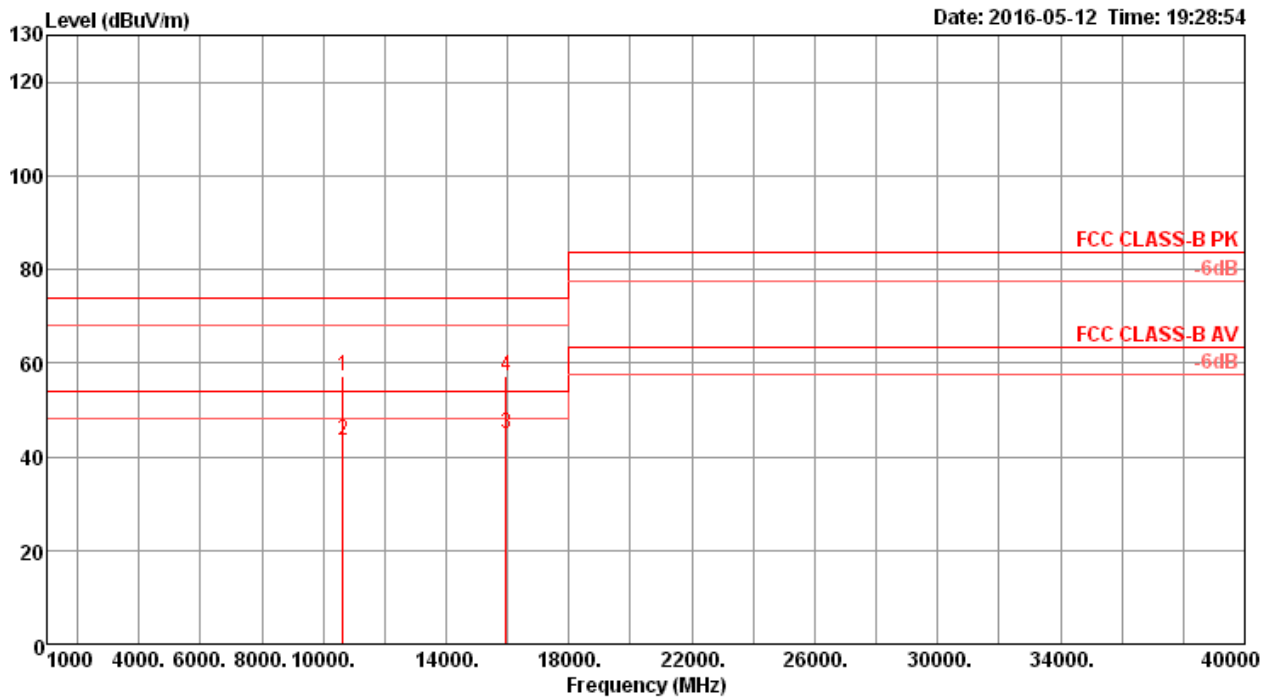


	Freq	Level	Limit Line	Over Limit	Read Level	CableAntenna Loss	Preamp Factor	A/Pos	T/Pos	Remark	PoI/Phase
	MHz	dBuV/m	dBuV/m	dB	dBuV	dB	dB/m	dB	cm	deg	
1	10591.99	61.35	74.00	-12.65	46.09	10.50	38.40	33.64	218	327 Peak	VERTICAL
2	10592.15	48.51	54.00	-5.49	33.25	10.50	38.40	33.64	218	327 Average	VERTICAL
3	15886.86	58.08	74.00	-15.92	42.17	12.42	37.55	34.06	212	263 Peak	VERTICAL
4	15896.79	45.94	54.00	-8.06	30.03	12.42	37.55	34.06	212	263 Average	VERTICAL



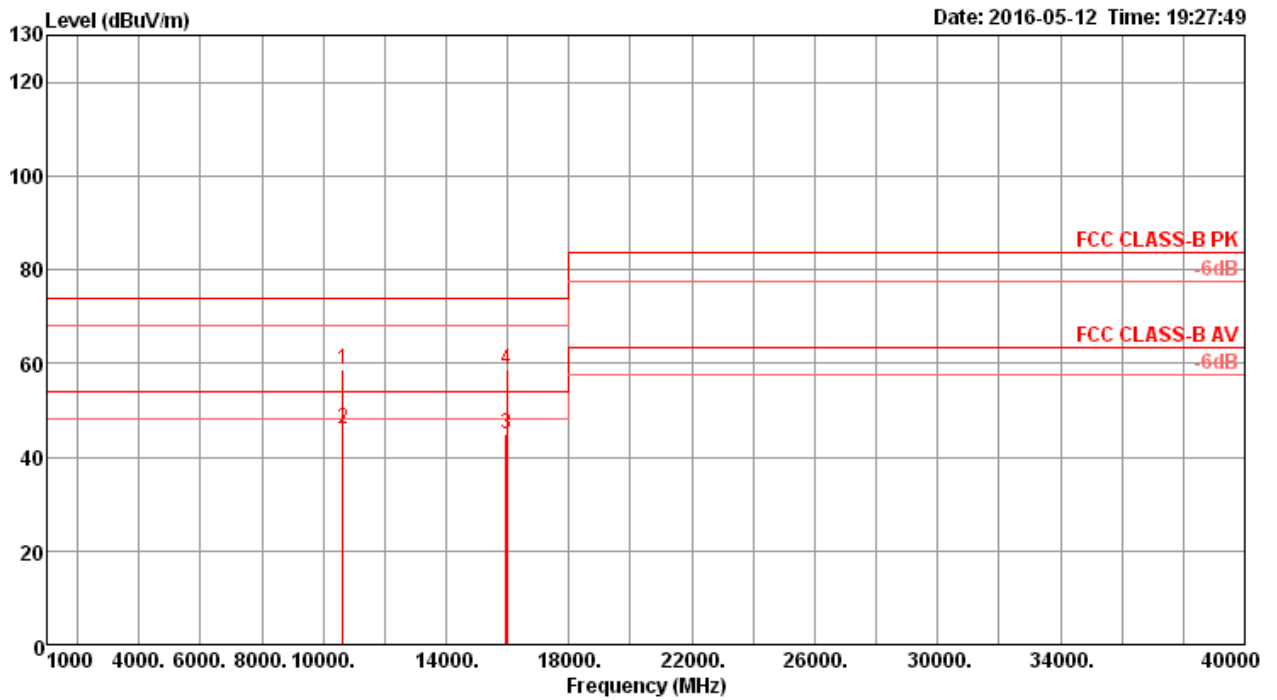
Temperature	22°C	Humidity	56%
Test Engineer	Peter Wu & Gary Chu	Configurations	IEEE 802.11ac MCS0/Nss1 VHT20 CH 64 / Chain 1 + Chain 2 + Chain 3 + Chain 4
Test Mode	Mode 4		

Horizontal



	Freq	Level	Limit	Over	Read	CableAntenna	Preamp	A/Pos	T/Pos	Remark	Pol/Phase	
	MHz	dBuV/m	dBuV/m	dB	dBuV	dB	dB/m	dB	cm	deg		
1	10644.41	57.13	74.00	-16.87	41.81	10.51	38.40	33.59	177	167	Peak	HORIZONTAL
2	10650.74	43.57	54.00	-10.43	28.25	10.51	38.40	33.59	177	167	Average	HORIZONTAL
3	15940.05	44.83	54.00	-9.17	29.03	12.43	37.47	34.10	212	114	Average	HORIZONTAL
4	15947.58	57.38	74.00	-16.62	41.58	12.43	37.47	34.10	212	114	Peak	HORIZONTAL

Vertical

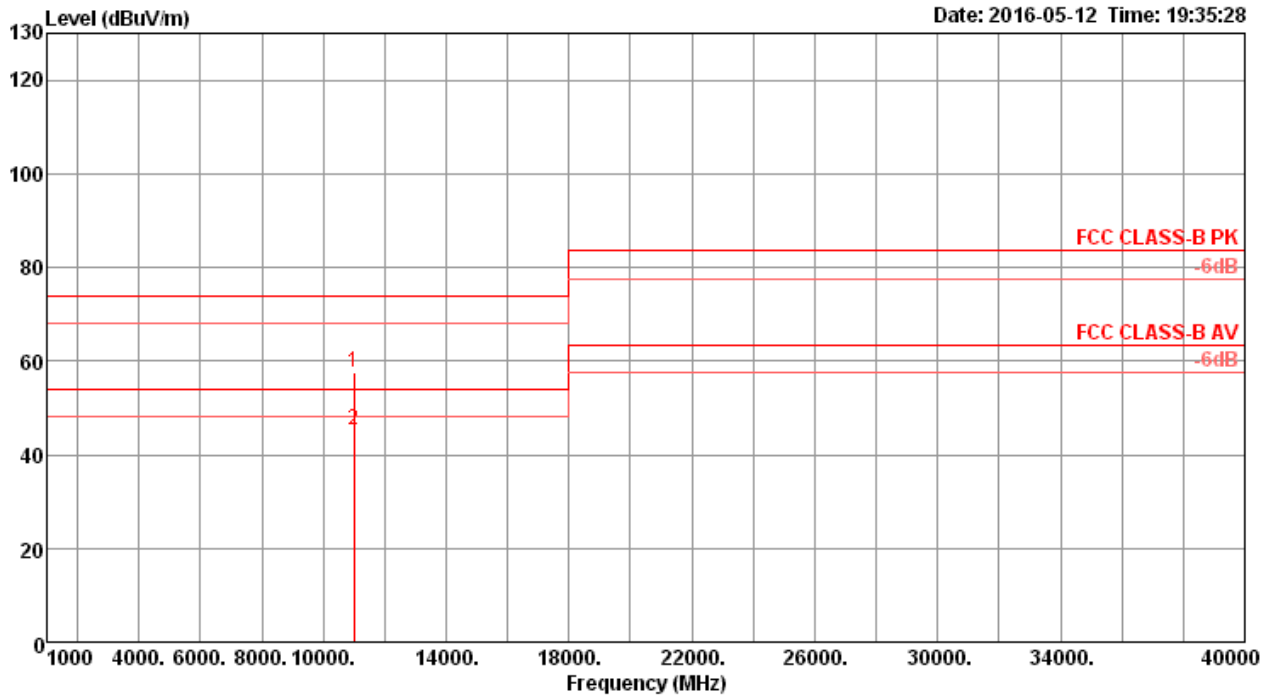


	Freq	Level	Limit Line	Over Limit	Read Level	CableAntenna Loss	Preamp Factor	A/Pos	T/Pos	Remark	PoI/Phase
	MHz	dBuV/m	dBuV/m	dB	dBuV	dB	dB/m	dB	cm	deg	
1	10645.61	58.72	74.00	-15.28	43.40	10.51	38.40	33.59	210	32 Peak	VERTICAL
2	10646.57	45.88	54.00	-8.12	30.56	10.51	38.40	33.59	210	32 Average	VERTICAL
3	15947.98	44.86	54.00	-9.14	29.06	12.43	37.47	34.10	188	77 Average	VERTICAL
4	15964.33	58.52	74.00	-15.48	42.72	12.43	37.47	34.10	188	77 Peak	VERTICAL



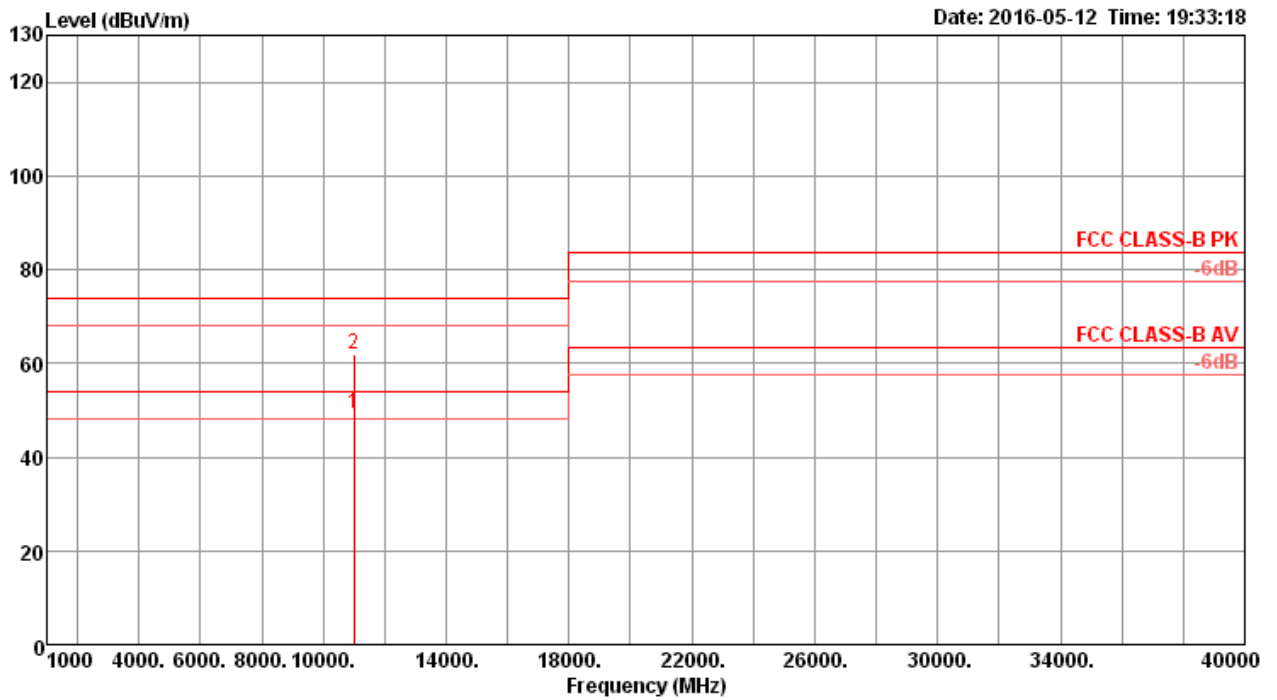
Temperature	22°C	Humidity	56%
Test Engineer	Peter Wu & Gary Chu	Configurations	IEEE 802.11ac MCS0/Nss1 VHT20 CH 100 / Chain 1 + Chain 2 + Chain 3 + Chain 4
Test Mode	Mode 4		

Horizontal



	Freq	Level	Limit Line	Over Limit	Read Level	Cable Loss	Antenna Factor	Preamp Factor	A/Pos	T/Pos	Remark	PoI/Phase
	MHz	dBuV/m	dBuV/m	dB	dBuV	dB	dB/m	dB	cm	deg		
1	11003.04	57.43	74.00	-16.57	41.83	10.58	38.40	33.38	195	19	Peak	HORIZONTAL
2	11003.21	45.37	54.00	-8.63	29.77	10.58	38.40	33.38	195	19	Average	HORIZONTAL

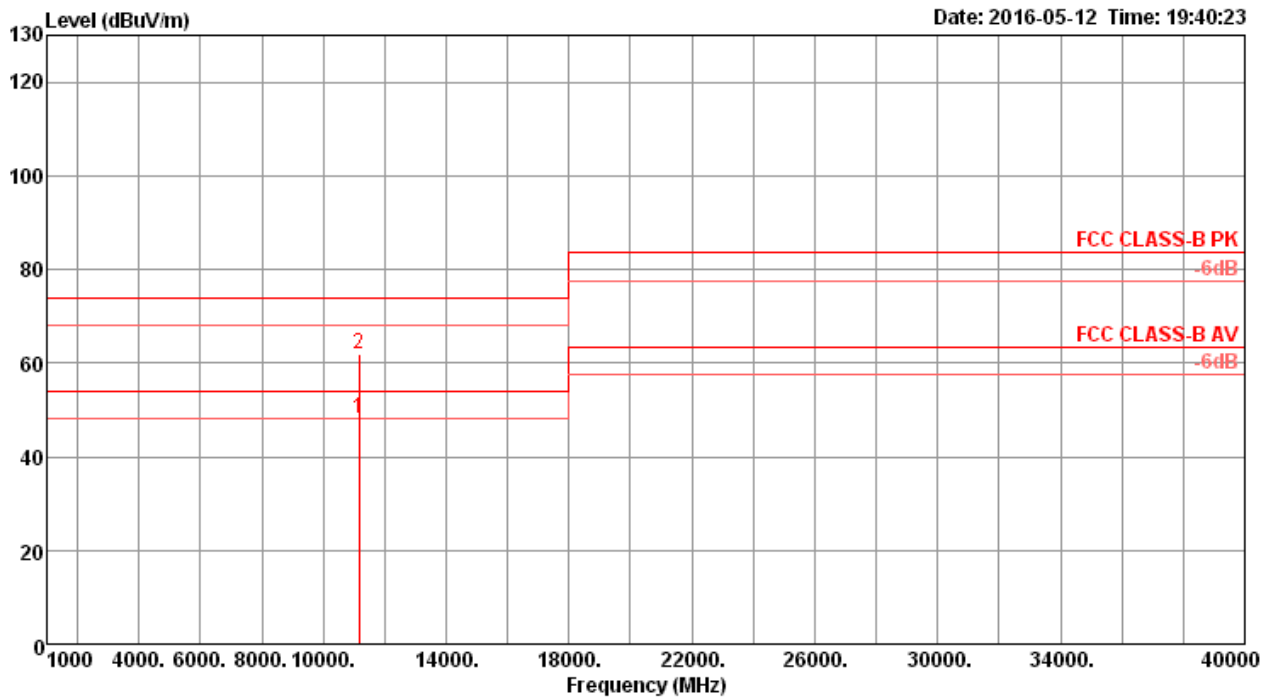
Vertical



	Freq	Level	Limit	Over	Read	CableAntenna	Preamp	A/Pos	T/Pos	Remark	PoI/Phase	
	MHz	dBuV/m	dBuV/m	dB	dBuV	dB	dB/m	dB	cm	deg		
1	11008.41	49.41	54.00	-4.59	33.81	10.58	38.40	33.38	185	332	Average	VERTICAL
2	11009.70	61.97	74.00	-12.03	46.37	10.58	38.40	33.38	185	332	Peak	VERTICAL

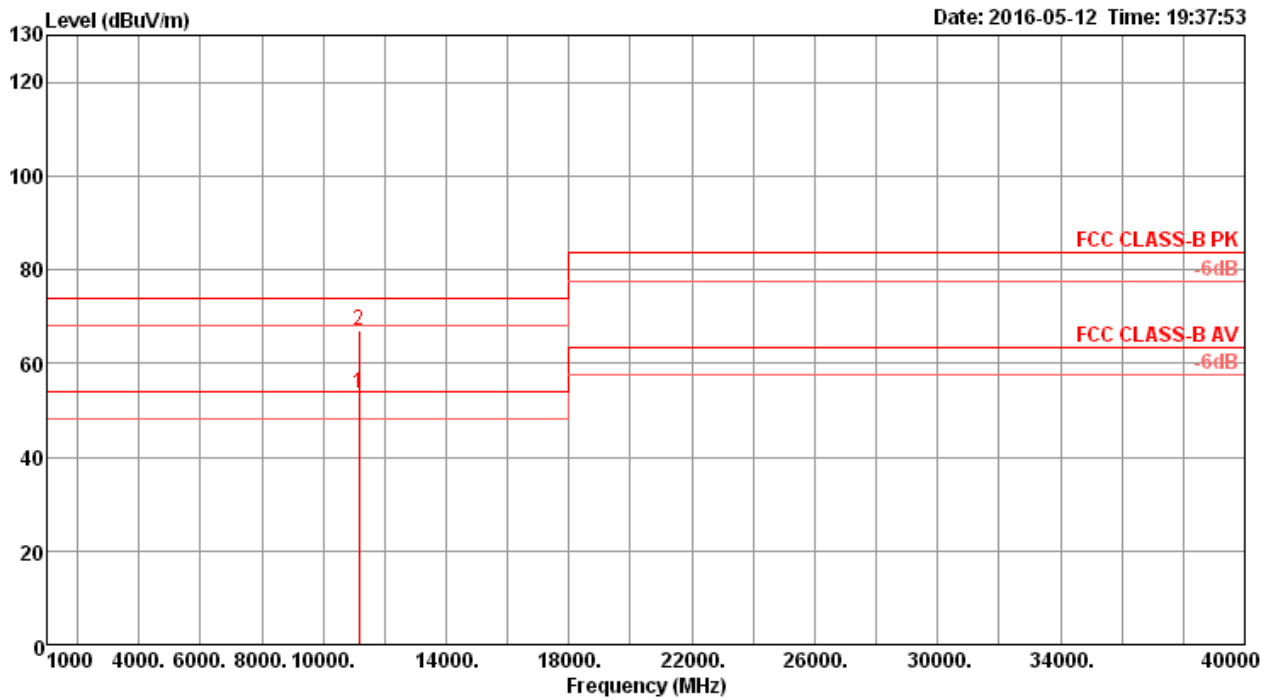
Temperature	22°C	Humidity	56%
Test Engineer	Peter Wu & Gary Chu	Configurations	IEEE 802.11ac MCS0/Nss1 VHT20 CH 116 / Chain 1 + Chain 2 + Chain 3 + Chain 4
Test Mode	Mode 4		

Horizontal



	Freq	Level	Limit Line	Over Limit	Read Level	Cable Loss	Antenna Factor	Preamp Factor	A/Pos	T/Pos	Remark	Pol/Phase
	MHz	dBuV/m	dBuV/m	dB	dBuV	dB	dB/m	dB	cm	deg		
1	11165.13	48.03	54.00	-5.97	32.13	10.61	38.67	33.38	220	19	Average	HORIZONTAL
2	11165.21	61.87	74.00	-12.13	45.97	10.61	38.67	33.38	220	19	Peak	HORIZONTAL

Vertical

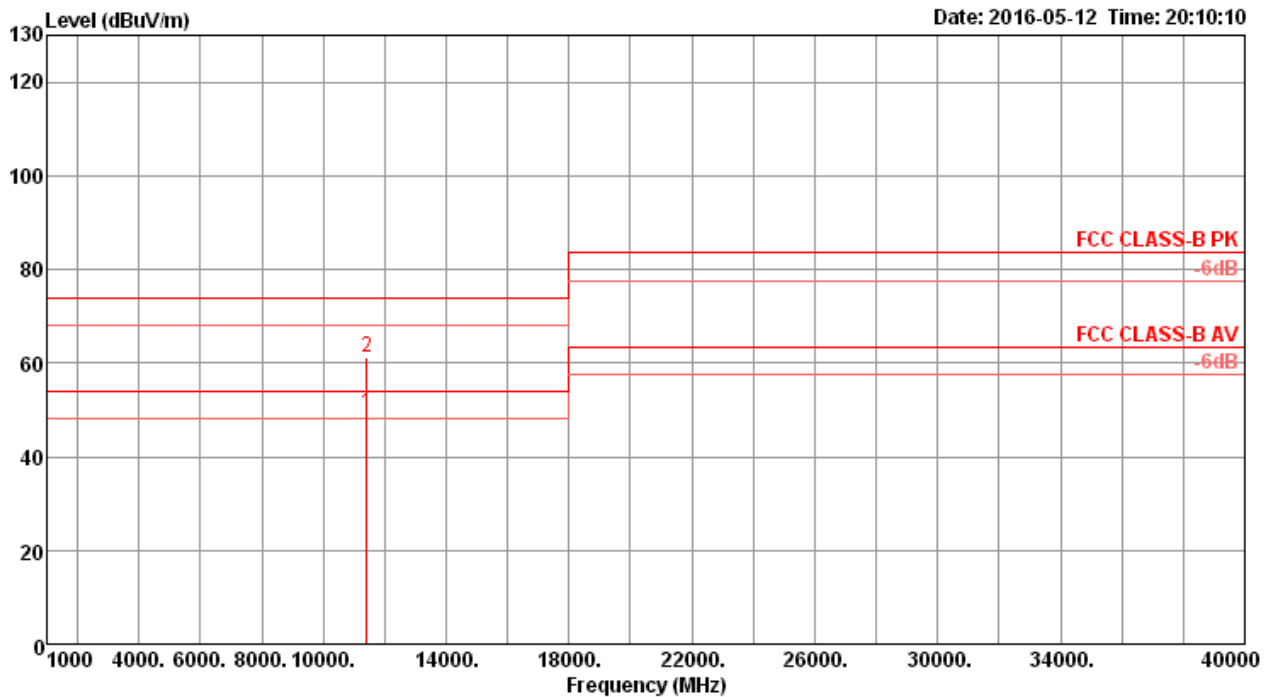


	Freq	Level	Limit Line	Over Limit	Read Level	CableAntenna Loss	Preamp Factor	A/Pos	T/Pos	Remark	PoI/Phase
	MHz	dBuV/m	dBuV/m	dB	dBuV	dB	dB/m	dB	cm	deg	
1	11169.21	53.66	54.00	-0.34	37.76	10.61	38.67	33.38	231	296 Average	VERTICAL
2	11169.46	67.17	74.00	-6.83	51.27	10.61	38.67	33.38	231	296 Peak	VERTICAL



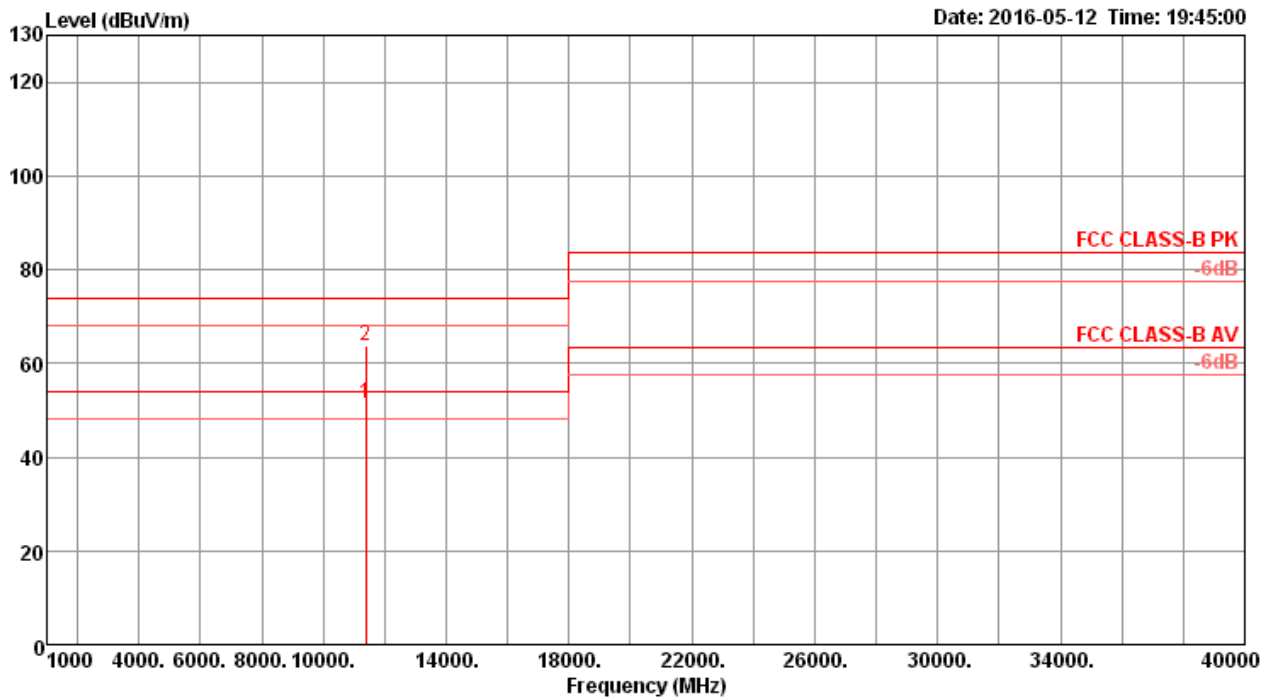
Temperature	22°C	Humidity	56%
Test Engineer	Peter Wu & Gary Chu	Configurations	IEEE 802.11ac MCS0/Nss1 VHT20 CH 140 / Chain 1 + Chain 2 + Chain 3 + Chain 4
Test Mode	Mode 4		

Horizontal



	Freq	Level	Limit Line	Over Limit	Read Level	Cable Loss	Antenna Factor	Preamp Factor	A/Pos	T/Pos	Remark	Pol/Phase
	MHz	dBuV/m	dBuV/m	dB	dBuV	dB	dB/m	dB	cm	deg		
1	11408.57	49.15	54.00	-4.85	32.83	10.65	39.04	33.37	181	18	Average	HORIZONTAL
2	11408.89	61.11	74.00	-12.89	44.79	10.65	39.04	33.37	181	18	Peak	HORIZONTAL

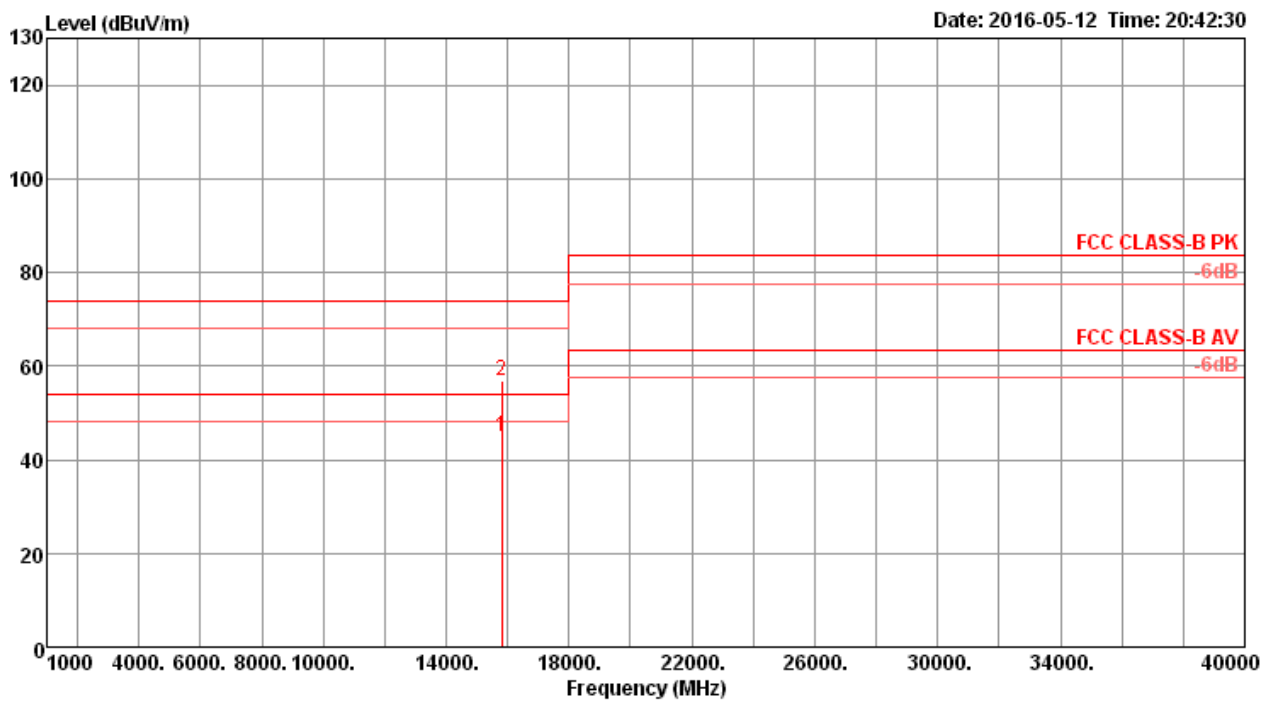
Vertical



	Freq	Level	Limit	Over	Read	CableAntenna	Preamp	A/Pos	T/Pos	Remark	PoI/Phase
	MHz	dBuV/m	dBuV/m	dB	dBuV	dB	dB/m	dB	cm	deg	
1	11399.68	51.33	54.00	-2.67	35.01	10.65	39.04	33.37	216	37 Average	VERTICAL
2	11399.84	63.84	74.00	-10.16	47.52	10.65	39.04	33.37	216	37 Peak	VERTICAL

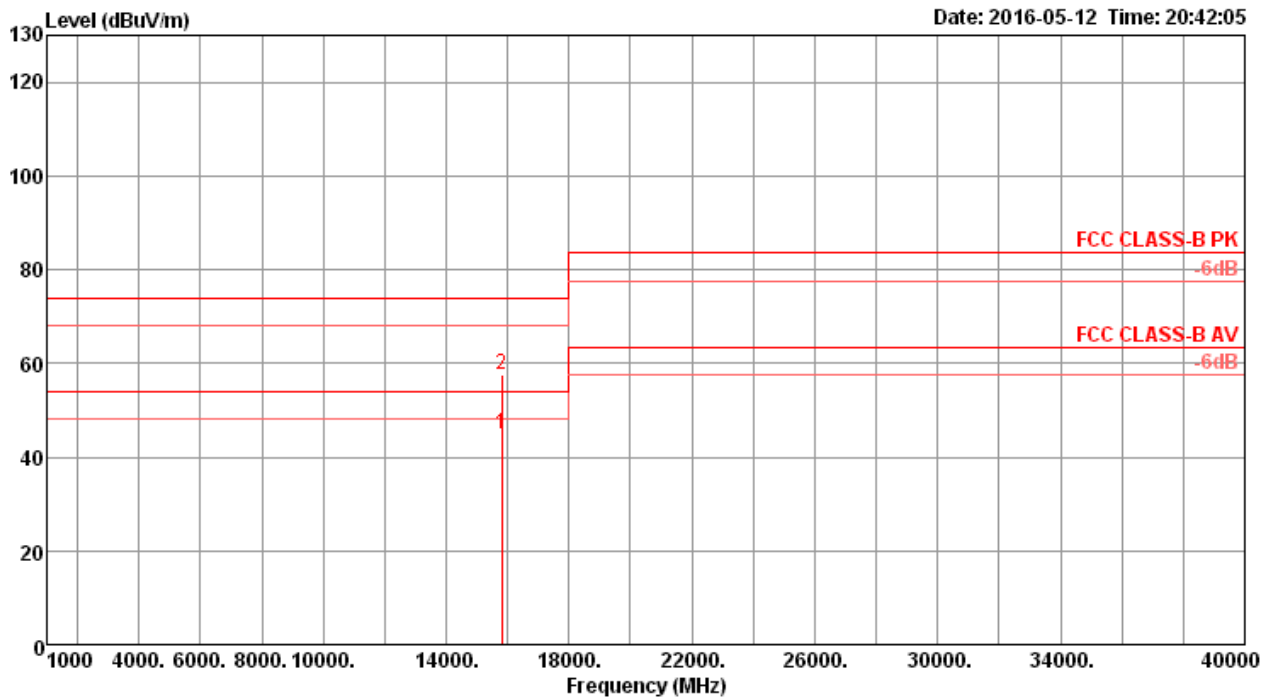
Temperature	22°C	Humidity	56%
Test Engineer	Peter Wu & Gary Chu	Configurations	IEEE 802.11ac MCS0/Nss1 VHT40 CH 54 / Chain 1 + Chain 2 + Chain 3 + Chain 4
Test Mode	Mode 4		

Horizontal



	Freq	Level	Limit	Over	Read	Cable	Antenna	Preamp	A/Pos	T/Pos	Remark	Pol/Phase
	MHz	dBuV/m	dBuV/m	dB	dBuV	dB	dB/m	dB	cm	deg		
1	15800.87	44.81	54.00	-9.19	28.70	12.38	37.69	33.96	179	257	Average	HORIZONTAL
2	15814.97	57.01	74.00	-16.99	40.90	12.38	37.69	33.96	179	257	Peak	HORIZONTAL

Vertical

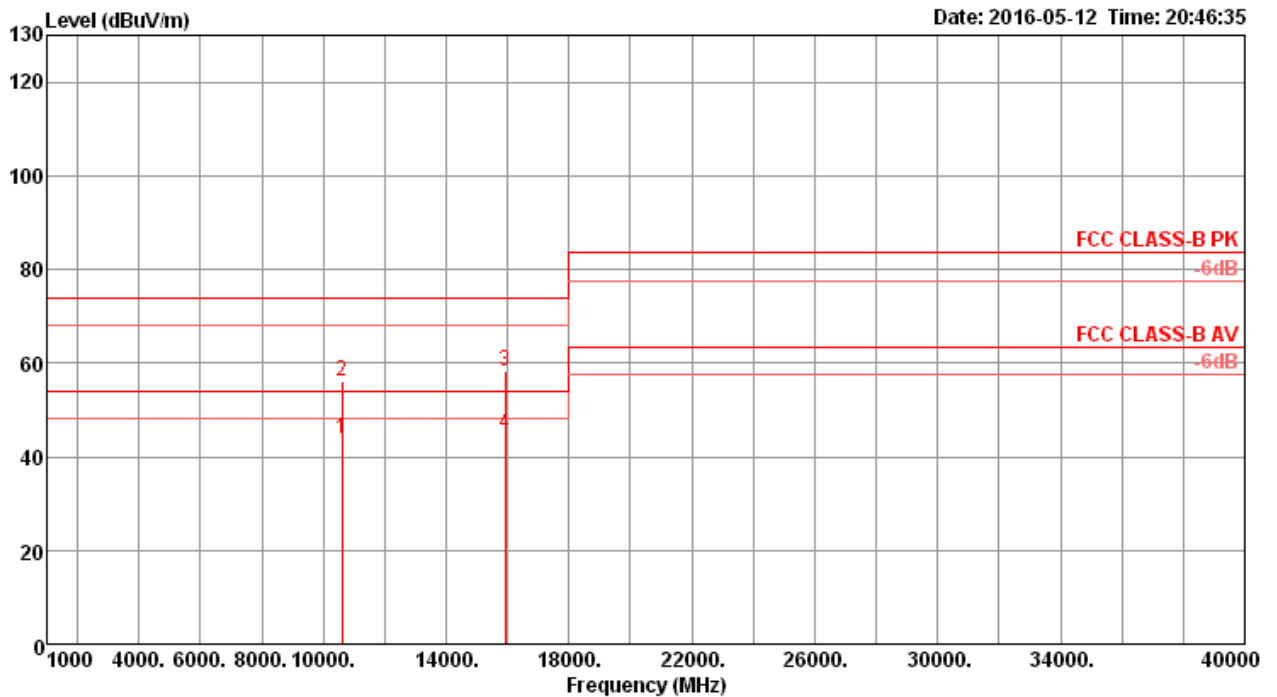


	Freq	Level	Limit Line	Over Limit	Read Level	CableAntenna Loss	Preamp Factor	A/Pos	T/Pos	Remark	PoI/Phase	
	MHz	dBuV/m	dBuV/m	dB	dBuV	dB	dB/m	dB	cm	deg		
1	15803.19	45.03	54.00	-8.97	28.92	12.38	37.69	33.96	164	215	Average	VERTICAL
2	15821.22	57.49	74.00	-16.51	41.43	12.38	37.69	34.01	164	215	Peak	VERTICAL



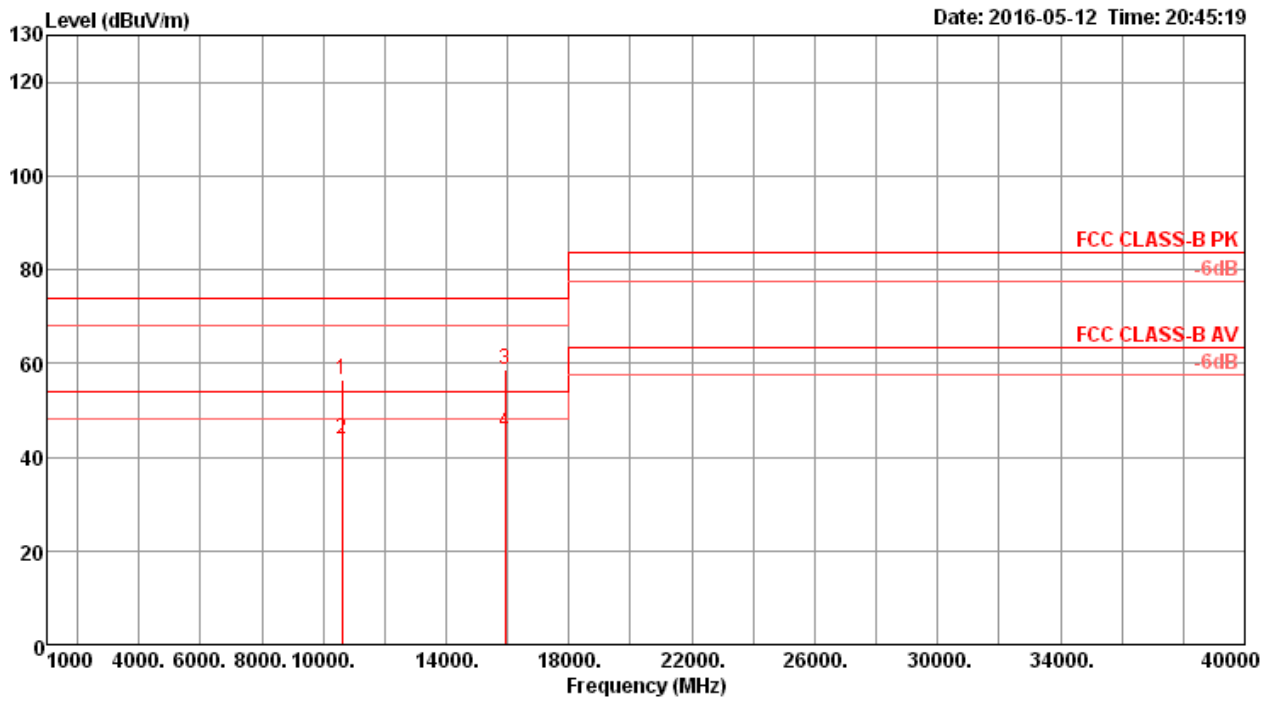
Temperature	22°C	Humidity	56%
Test Engineer	Peter Wu & Gary Chu	Configurations	IEEE 802.11ac MCS0/Nss1 VHT40 CH 62 / Chain 1 + Chain 2 + Chain 3 + Chain 4
Test Mode	Mode 4		

Horizontal



	Freq	Level	Limit	Over	Read	CableAntenna	Preamp	A/Pos	T/Pos	Remark	Pol/Phase	
	MHz	dBuV/m	dBuV/m	dB	dBuV	dB	dB/m	dB	cm	deg		
1	10611.43	43.94	54.00	-10.06	28.66	10.50	38.40	33.62	196	327	Average	HORIZONTAL
2	10618.80	56.20	74.00	-17.80	40.92	10.50	38.40	33.62	196	327	Peak	HORIZONTAL
3	15923.03	58.20	74.00	-15.80	42.40	12.43	37.47	34.10	212	288	Peak	HORIZONTAL
4	15924.47	44.96	54.00	-9.04	29.16	12.43	37.47	34.10	212	288	Average	HORIZONTAL

Vertical

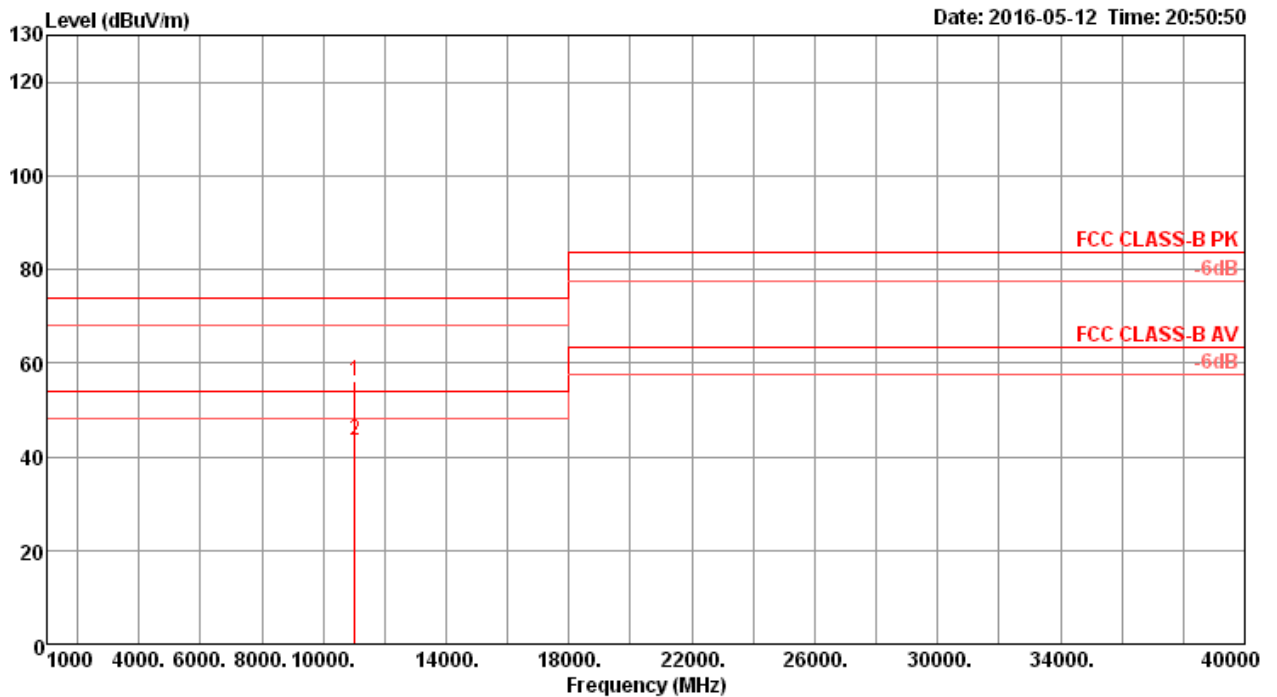


	Freq	Level	Limit Line	Over Limit	Read Level	CableAntenna Loss	Preamp Factor	A/Pos	T/Pos	Remark	PoI/Phase
	MHz	dBuV/m	dBuV/m	dB	dBuV	dB	dB/m	dB	cm	deg	
1	10603.81	56.47	74.00	-17.53	41.19	10.50	38.40	33.62	183	179 Peak	VERTICAL
2	10615.59	43.68	54.00	-10.32	28.40	10.50	38.40	33.62	183	179 Average	VERTICAL
3	15908.77	58.52	74.00	-15.48	42.61	12.42	37.55	34.06	191	225 Peak	VERTICAL
4	15918.30	45.09	54.00	-8.91	29.18	12.42	37.55	34.06	191	225 Average	VERTICAL



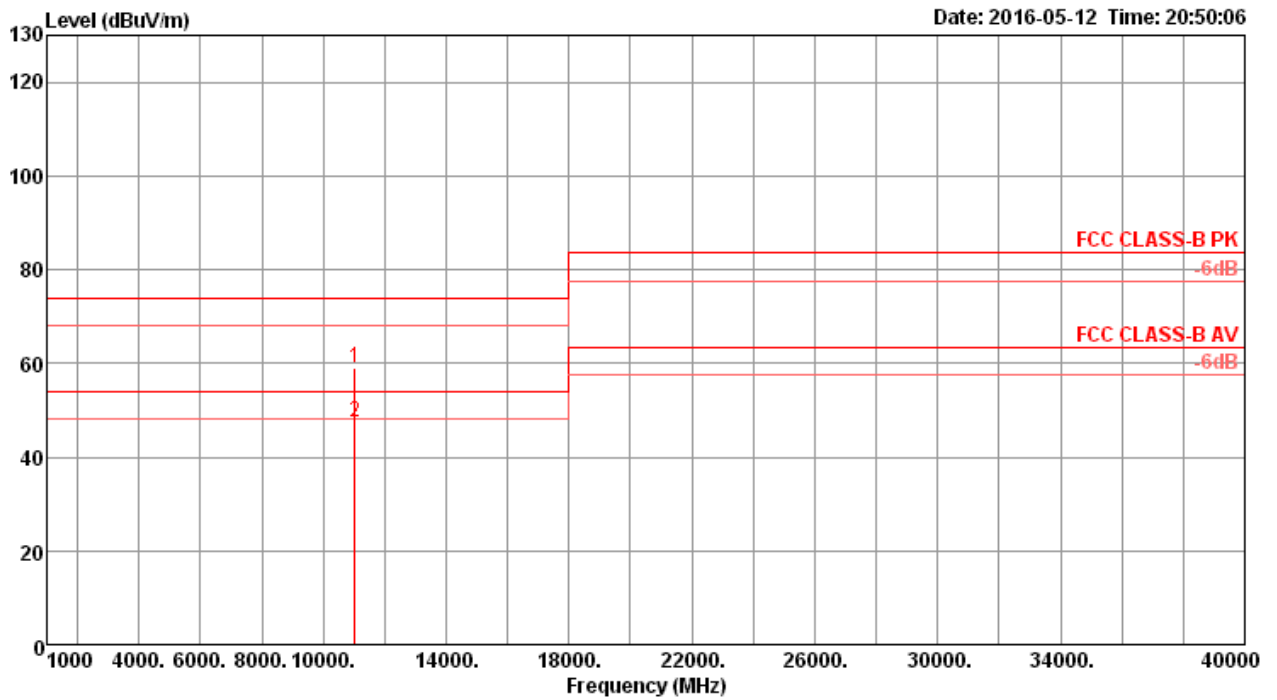
Temperature	22°C	Humidity	56%
Test Engineer	Peter Wu & Gary Chu	Configurations	IEEE 802.11ac MCS0/Nss1 VHT40 CH 102 / Chain 1 + Chain 2 + Chain 3 + Chain 4
Test Mode	Mode 4		

Horizontal



	Freq	Level	Limit Line	Over Limit	Read Level	Cable Loss	Antenna Factor	Preamp Factor	A/Pos	T/Pos	Remark	PoI/Phase
	MHz	dBuV/m	dBuV/m	dB	dBuV	dB	dB/m	dB	cm	deg		
1	11019.20	56.24	74.00	-17.76	40.64	10.58	38.40	33.38	163	67	Peak	HORIZONTAL
2	11027.85	43.56	54.00	-10.44	27.96	10.58	38.40	33.38	163	67	Average	HORIZONTAL

Vertical

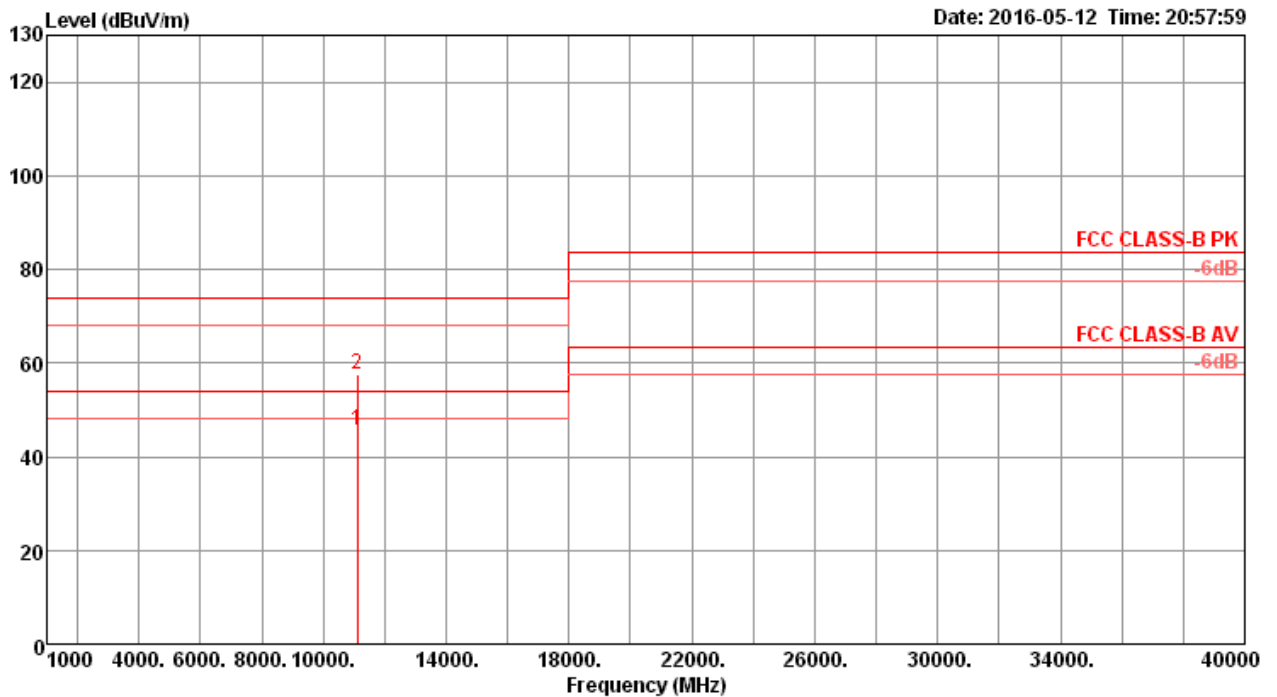


	Freq	Level	Limit Line	Over Limit	Read Level	CableAntenna Loss	Preamp Factor	A/Pos	T/Pos	Remark	PoI/Phase
	MHz	dBuV/m	dBuV/m	dB	dBuV	dB	dB/m	dB	cm	deg	
1	11026.33	59.16	74.00	-14.84	43.56	10.58	38.40	33.38	204	316 Peak	VERTICAL
2	11028.57	47.30	54.00	-6.70	31.65	10.58	38.45	33.38	204	316 Average	VERTICAL



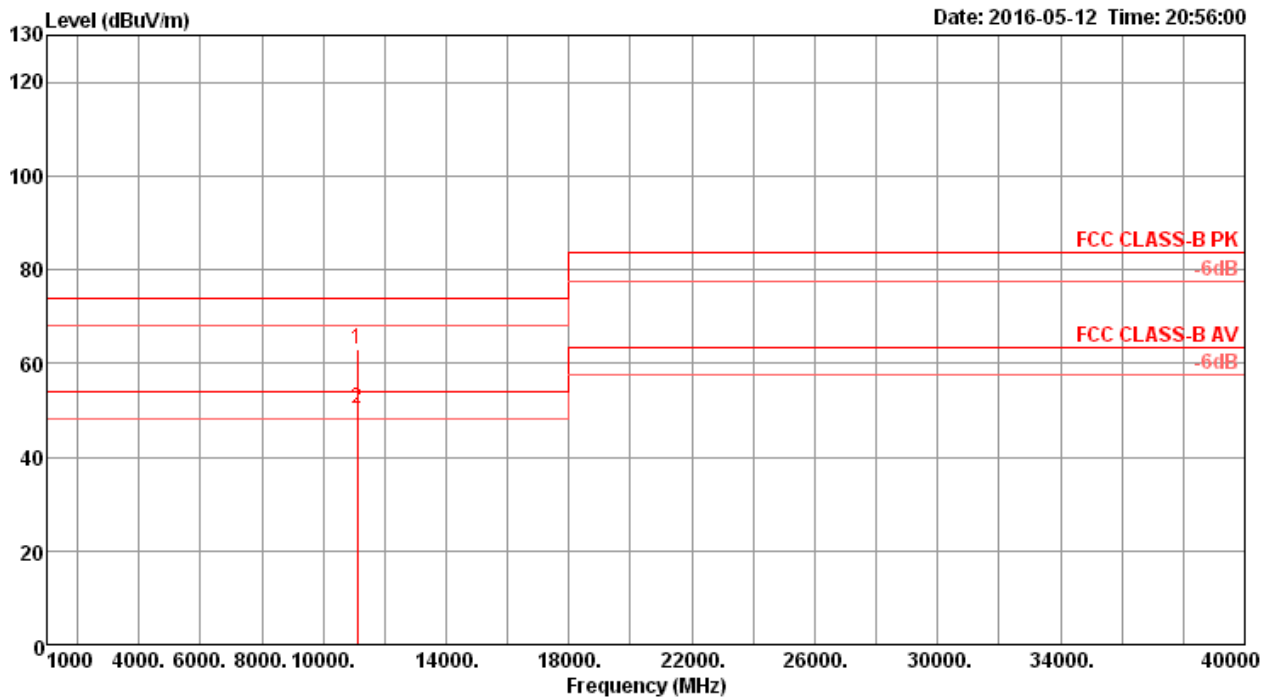
Temperature	22°C	Humidity	56%
Test Engineer	Peter Wu & Gary Chu	Configurations	IEEE 802.11ac MCS0/Nss1 VHT40 CH 110 / Chain 1 + Chain 2 + Chain 3 + Chain 4
Test Mode	Mode 4		

Horizontal



	Freq	Level	Limit Line	Over Limit	Read Level	Cable Loss	Antenna Factor	Preamp Factor	A/Pos	T/Pos	Remark	PoI/Phase
	MHz	dBuV/m	dBuV/m	dB	dBuV	dB	dB/m	dB	cm	deg		
1	11105.05	45.79	54.00	-8.21	30.01	10.60	38.56	33.38	188	16	Average	HORIZONTAL
2	11105.37	57.56	74.00	-16.44	41.78	10.60	38.56	33.38	188	16	Peak	HORIZONTAL

Vertical

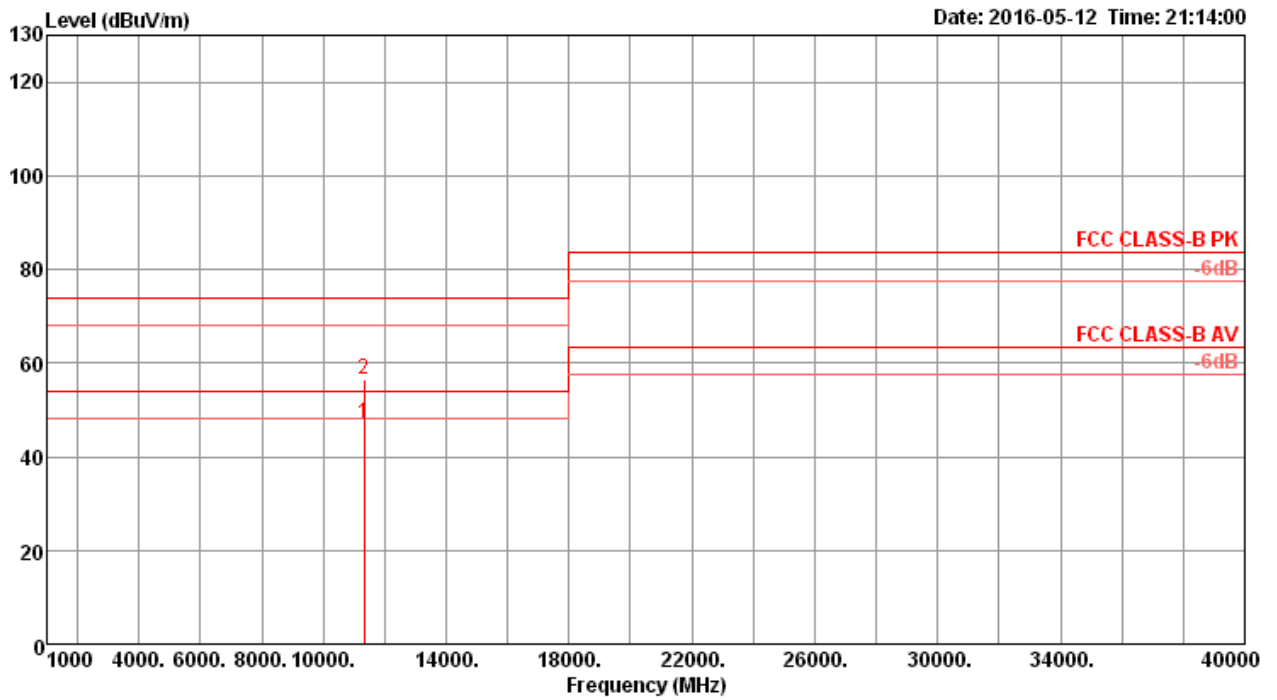


	Freq	Level	Limit Line	Over Limit	Read Level	CableAntenna Loss	Preamp Factor	A/Pos	T/Pos	Remark	PoI/Phase
	MHz	dBuV/m	dBuV/m	dB	dBuV	dB	dB/m	dB	cm	deg	
1	11107.77	62.98	74.00	-11.02	47.20	10.60	38.56	33.38	191	326 Peak	VERTICAL
2	11108.01	50.20	54.00	-3.80	34.42	10.60	38.56	33.38	191	326 Average	VERTICAL



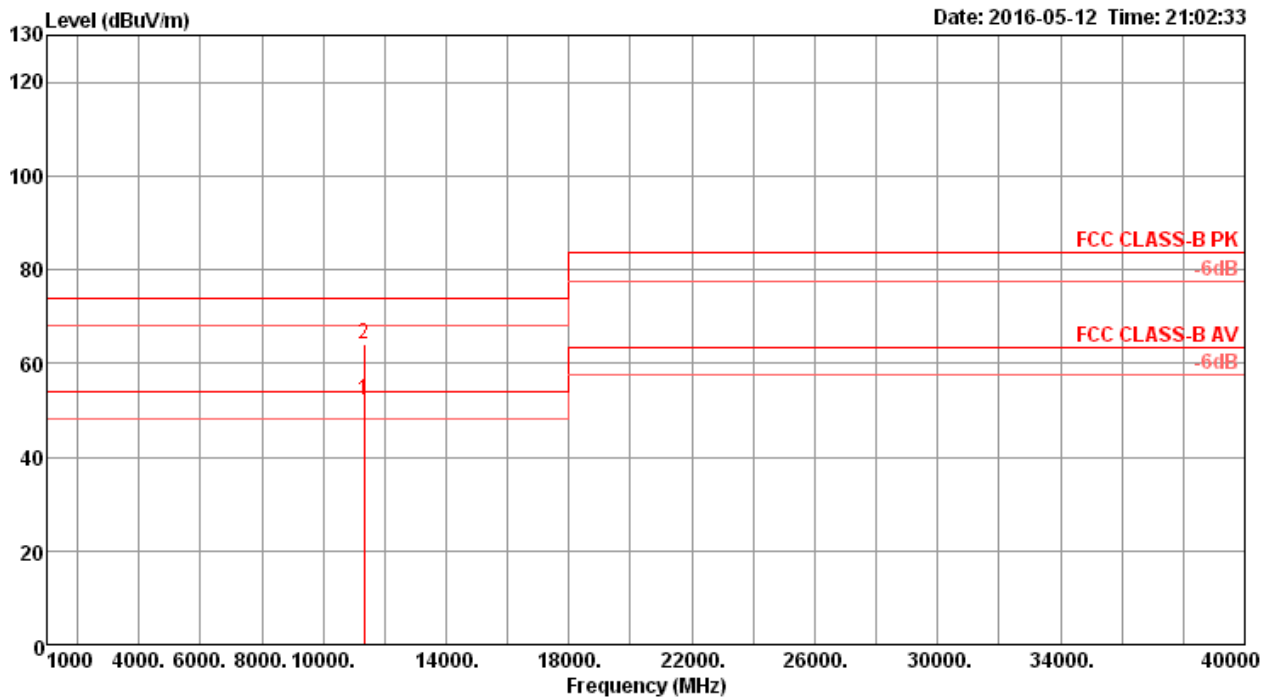
Temperature	22°C	Humidity	56%
Test Engineer	Peter Wu & Gary Chu	Configurations	IEEE 802.11ac MCS0/Nss1 VHT40 CH 134 / Chain 1 + Chain 2 + Chain 3 + Chain 4
Test Mode	Mode 4		

Horizontal



	Freq	Level	Limit Line	Over Limit	Read Level	Cable Loss	Antenna Factor	Preamp Factor	A/Pos	T/Pos	Remark	PoI/Phase
	MHz	dBuV/m	dBuV/m	dB	dBuV	dB	dB/m	dB	cm	deg		
1	11331.27	47.14	54.00	-6.86	30.94	10.64	38.93	33.37	202	10	Average	HORIZONTAL
2	11331.35	56.43	74.00	-17.57	40.23	10.64	38.93	33.37	202	10	Peak	HORIZONTAL

Vertical

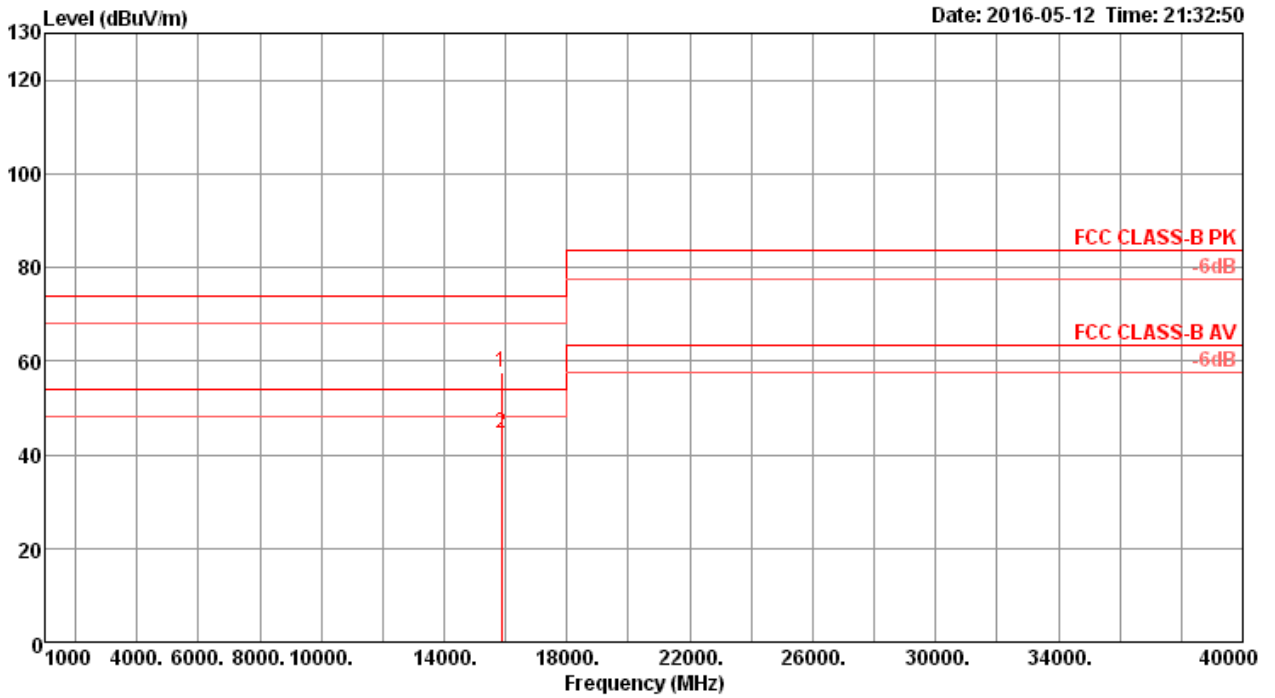


	Freq	Level	Limit Line	Over Limit	Read Level	CableAntenna Loss	Preamp Factor	A/Pos	T/Pos	Remark	PoI/Phase	
	MHz	dBuV/m	dBuV/m	dB	dBuV	dB	dB/m	dB	cm	deg		
1	11331.27	52.09	54.00	-1.91	35.89	10.64	38.93	33.37	203	325	Average	VERTICAL
2	11331.51	63.93	74.00	-10.07	47.73	10.64	38.93	33.37	203	325	Peak	VERTICAL



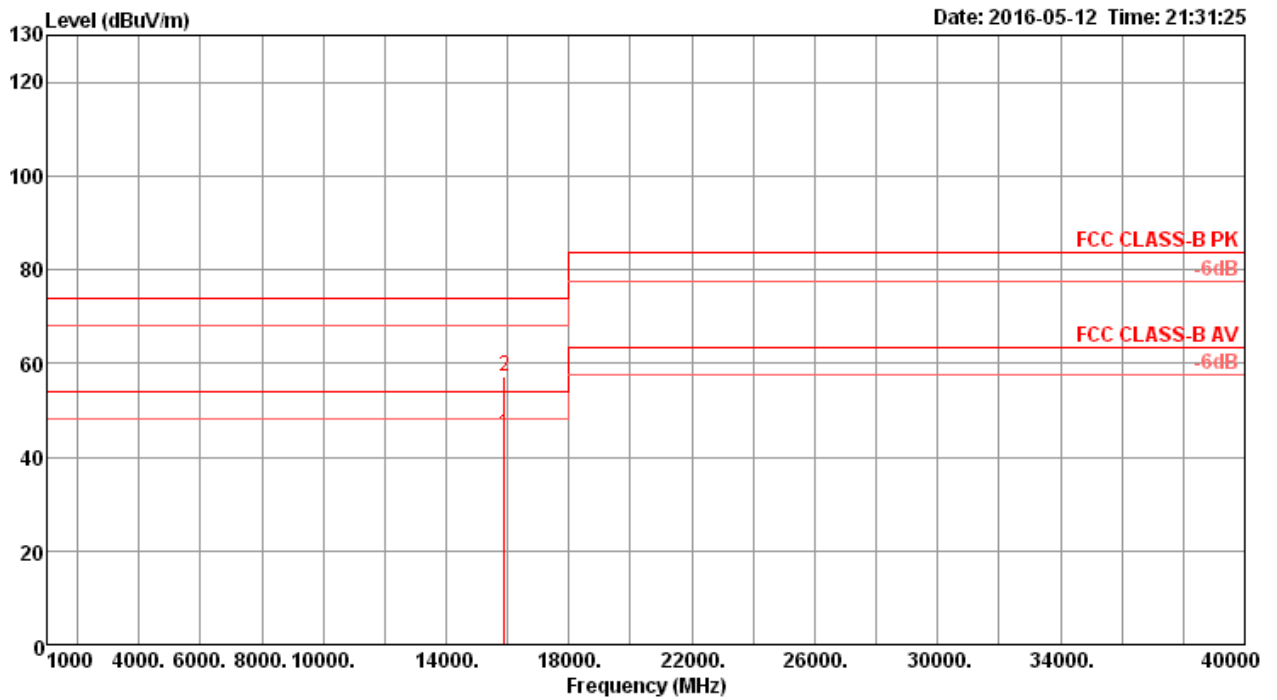
Temperature	22°C	Humidity	56%
Test Engineer	Peter Wu & Gary Chu	Configurations	IEEE 802.11ac MCS0/Nss1 VHT80 CH 58 / Chain 1 + Chain 2 + Chain 3 + Chain 4
Test Mode	Mode 4		

Horizontal



	Freq	Level	Limit	Over	Read	Cable	Antenna	Preamp	A/Pos	T/Pos	Remark	PoI/Phase
	MHz	dBuV/m	dBuV/m	dB	dBuV	dB	dB/m	dB	cm	deg		
1	15853.33	57.58	74.00	-16.42	41.57	12.40	37.62	34.01	196	239	Peak	HORIZONTAL
2	15875.61	44.66	54.00	-9.34	28.75	12.42	37.55	34.06	196	239	Average	HORIZONTAL

Vertical

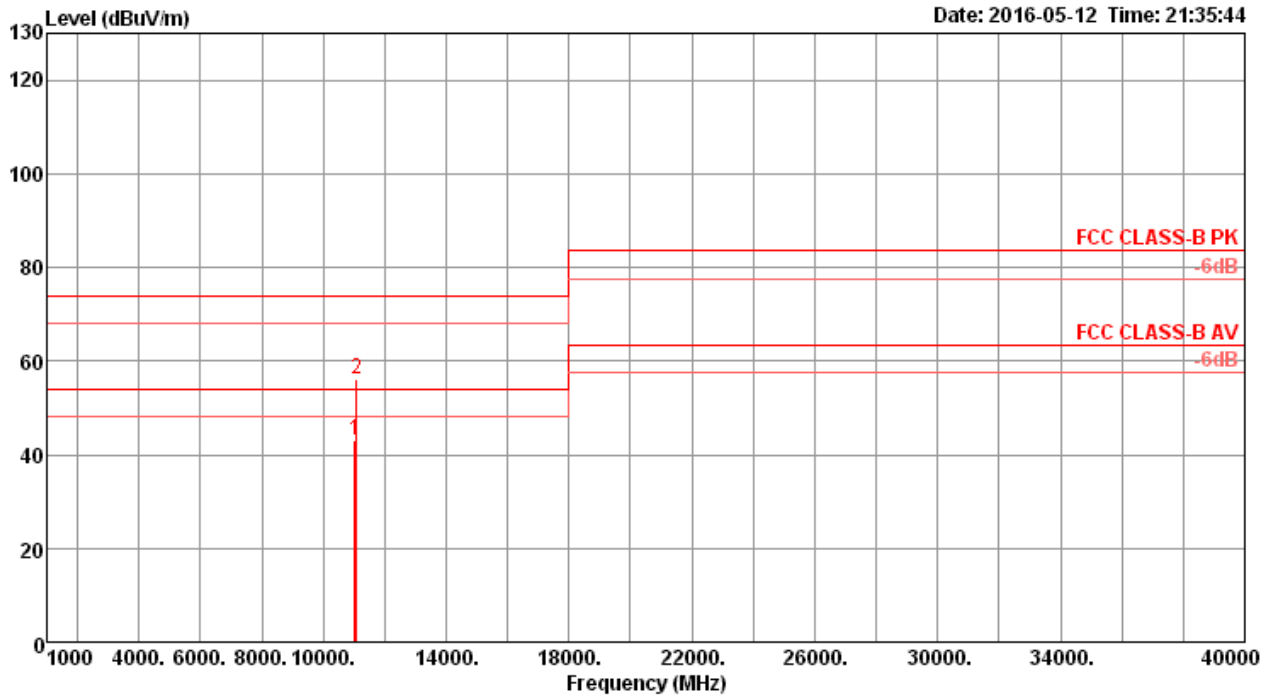


	Freq	Level	Limit Line	Over Limit	Read Level	CableAntenna Loss	Preamp Factor	A/Pos	T/Pos	Remark	PoI/Phase	
	MHz	dBuV/m	dBuV/m	dB	dBuV	dB	dB/m	dB	cm	deg		
1	15886.27	44.87	54.00	-9.13	28.96	12.42	37.55	34.06	207	273	Average	VERTICAL
2	15888.99	57.37	74.00	-16.63	41.46	12.42	37.55	34.06	207	273	Peak	VERTICAL



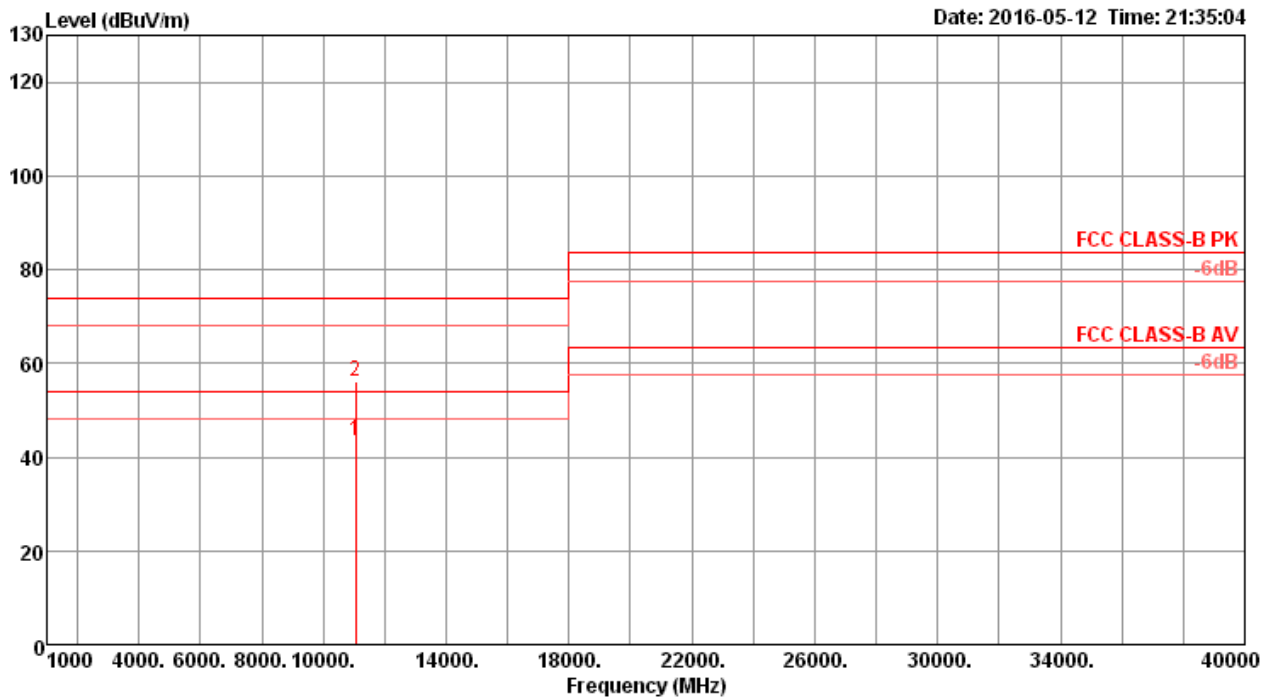
Temperature	22°C	Humidity	56%
Test Engineer	Peter Wu & Gary Chu	Configurations	IEEE 802.11ac MCS0/Nss1 VHT80 CH 106 / Chain 1 + Chain 2 + Chain 3 + Chain 4
Test Mode	Mode 4		

Horizontal



	Freq	Level	Limit Line	Over Limit	Read Level	Cable Loss	Antenna Factor	Preamp Factor	A/Pos	T/Pos	Remark	PoI/Phase
	MHz	dBuV/m	dBuV/m	dB	dBuV	dB	dB/m	dB	cm	deg		
1	11036.92	43.27	54.00	-10.73	27.62	10.58	38.45	33.38	191	284	Average	HORIZONTAL
2	11084.60	56.25	74.00	-17.75	40.53	10.59	38.51	33.38	191	284	Peak	HORIZONTAL

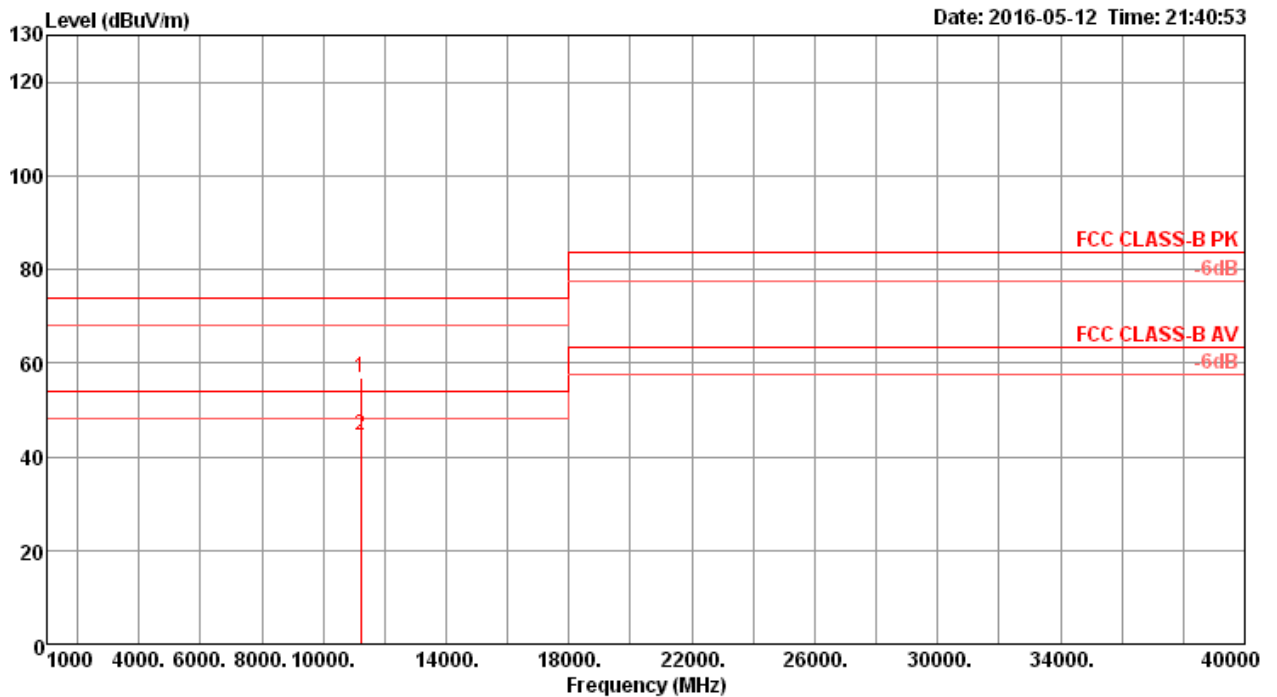
Vertical



	Freq	Level	Limit	Over	Read	CableAntenna	Preamp	A/Pos	T/Pos	Remark	PoI/Phase	
	MHz	dBuV/m	dBuV/m	dB	dBuV	dB	dB/m	dB	cm	deg		
1	11045.50	43.53	54.00	-10.47	27.88	10.58	38.45	33.38	202	315	Average	VERTICAL
2	11061.52	56.28	74.00	-17.72	40.56	10.59	38.51	33.38	202	315	Peak	VERTICAL

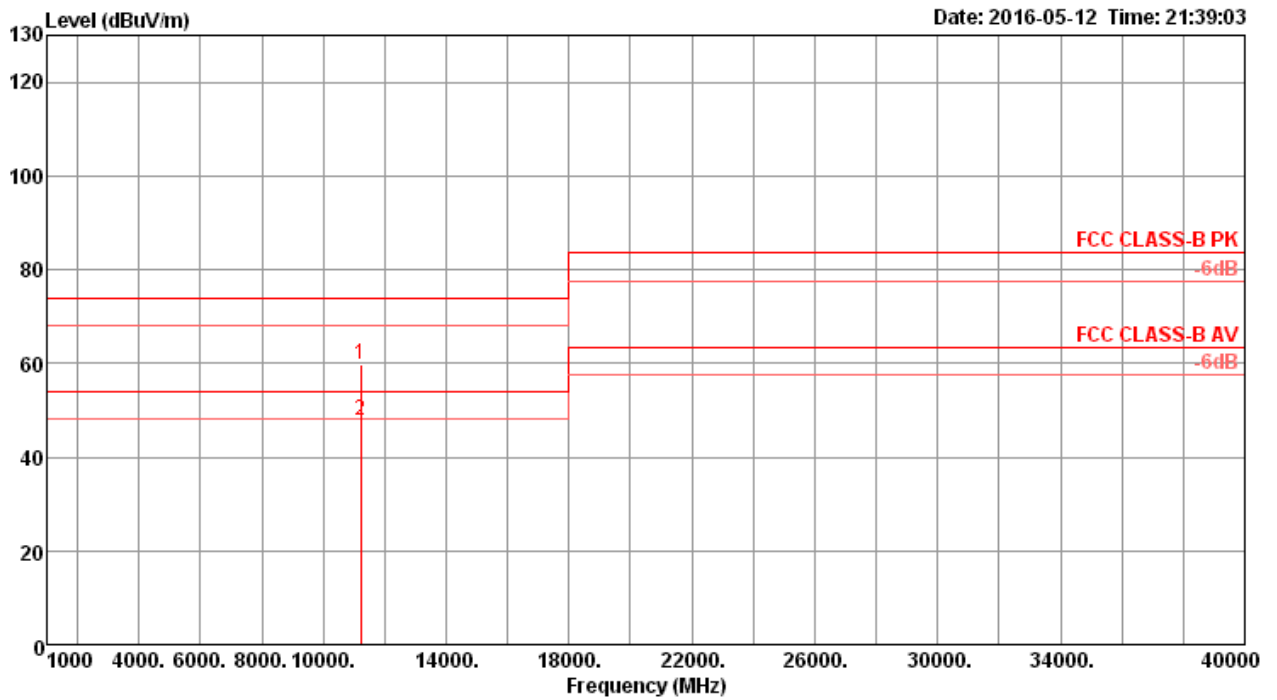
Temperature	22°C	Humidity	56%
Test Engineer	Peter Wu & Gary Chu	Configurations	IEEE 802.11ac MCS0/Nss1 VHT80 CH 122 / Chain 1 + Chain 2 + Chain 3 + Chain 4
Test Mode	Mode 4		

Horizontal



	Freq	Level	Limit Line	Over Limit	Read Level	Cable Loss	Antenna Factor	Preamp Factor	A/Pos	T/Pos	Remark	PoI/Phase
	MHz	dBuV/m	dBuV/m	dB	dBuV	dB	dB/m	dB	cm	deg		
1	11225.53	56.84	74.00	-17.16	40.83	10.62	38.77	33.38	196	15	Peak	HORIZONTAL
2	11226.73	44.71	54.00	-9.29	28.70	10.62	38.77	33.38	196	15	Average	HORIZONTAL

Vertical

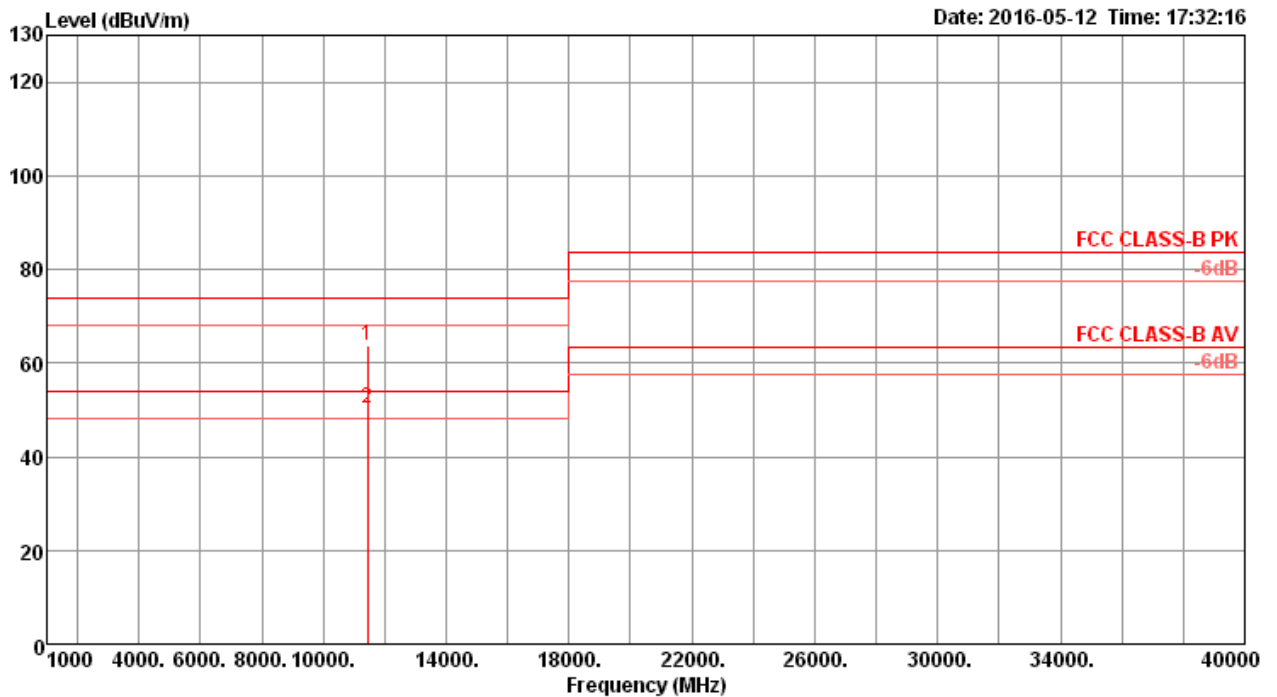


	Freq	Level	Limit Line	Over Limit	Read Level	CableAntenna Loss	Preamp Factor	A/Pos	T/Pos	Remark	PoI/Phase	
	MHz	dBuV/m	dBuV/m	dB	dBuV	dB	dB/m	dB	cm	deg		
1	11228.09	59.72	74.00	-14.28	43.71	10.62	38.77	33.38	189	325	Peak	VERTICAL
2	11230.50	47.95	54.00	-6.05	31.94	10.62	38.77	33.38	189	325	Average	VERTICAL

Straddle Channel

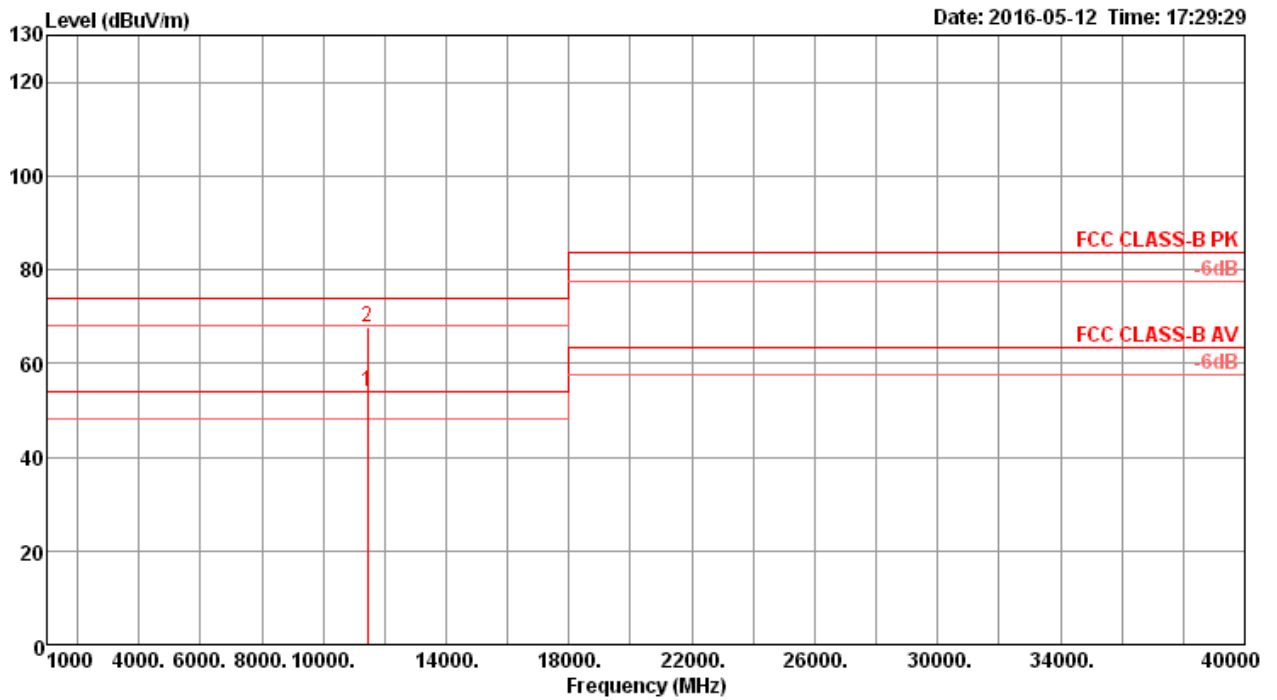
Temperature	22°C	Humidity	56%
Test Engineer	Peter Wu & Gary Chu	Configurations	IEEE 802.11a CH 144 / Chain 1 + Chain 2 + Chain 3 + Chain 4
Test Mode	Mode 4		

Horizontal



	Freq	Level	Limit	Over	Read	Cable	Antenna	Preamp	A/Pos	T/Pos	Remark	Pol/Phase
	MHz	dBuV/m	dBuV/m	dB	dBuV	dB	dB/m	dB	cm	deg		
1	11429.90	63.77	74.00	-10.23	47.40	10.65	39.09	33.37	238	340	Peak	HORIZONTAL
2	11450.58	50.19	54.00	-3.81	33.75	10.66	39.15	33.37	238	340	Average	HORIZONTAL

Vertical

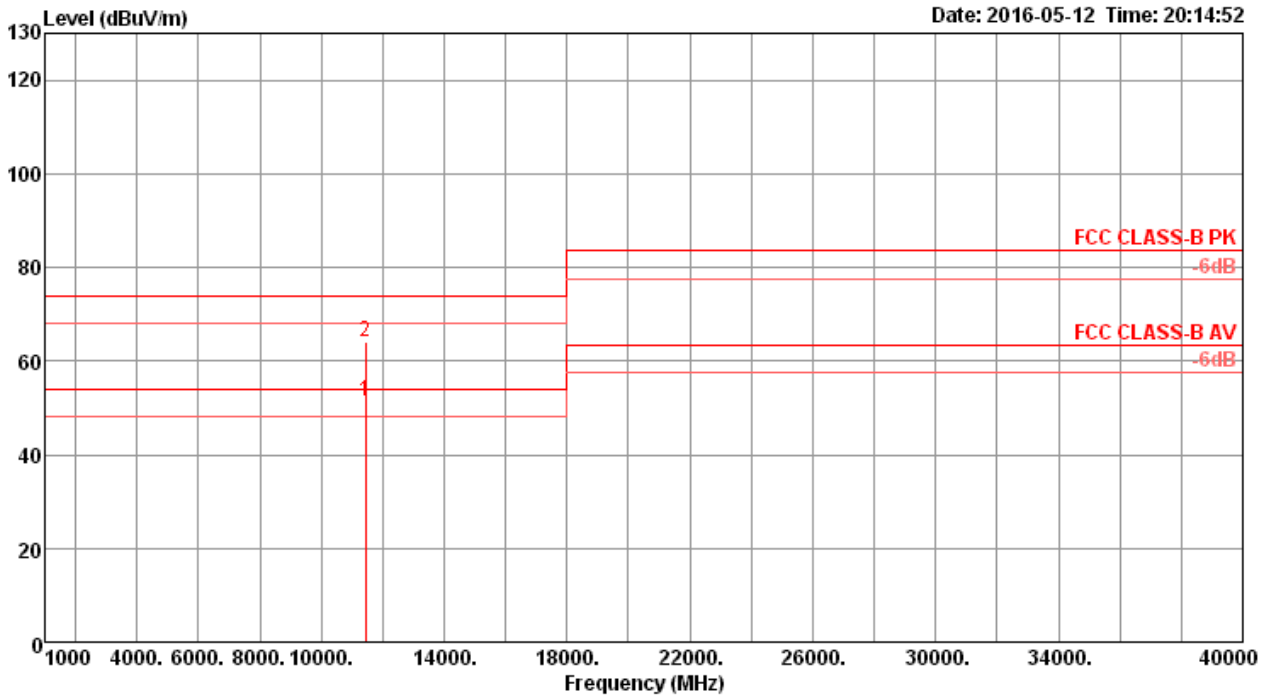


	Freq	Level	Limit Line	Over Limit	Read Level	CableAntenna Loss	Preamp Factor	A/Pos	T/Pos	Remark	PoI/Phase
	MHz	dBuV/m	dBuV/m	dB	dBuV	dB	dB/m	dB	cm	deg	
1	11433.43	53.97	54.00	-0.03	37.60	10.65	39.09	33.37	240	35 Average	VERTICAL
2	11434.39	67.63	74.00	-6.37	51.26	10.65	39.09	33.37	240	35 Peak	VERTICAL



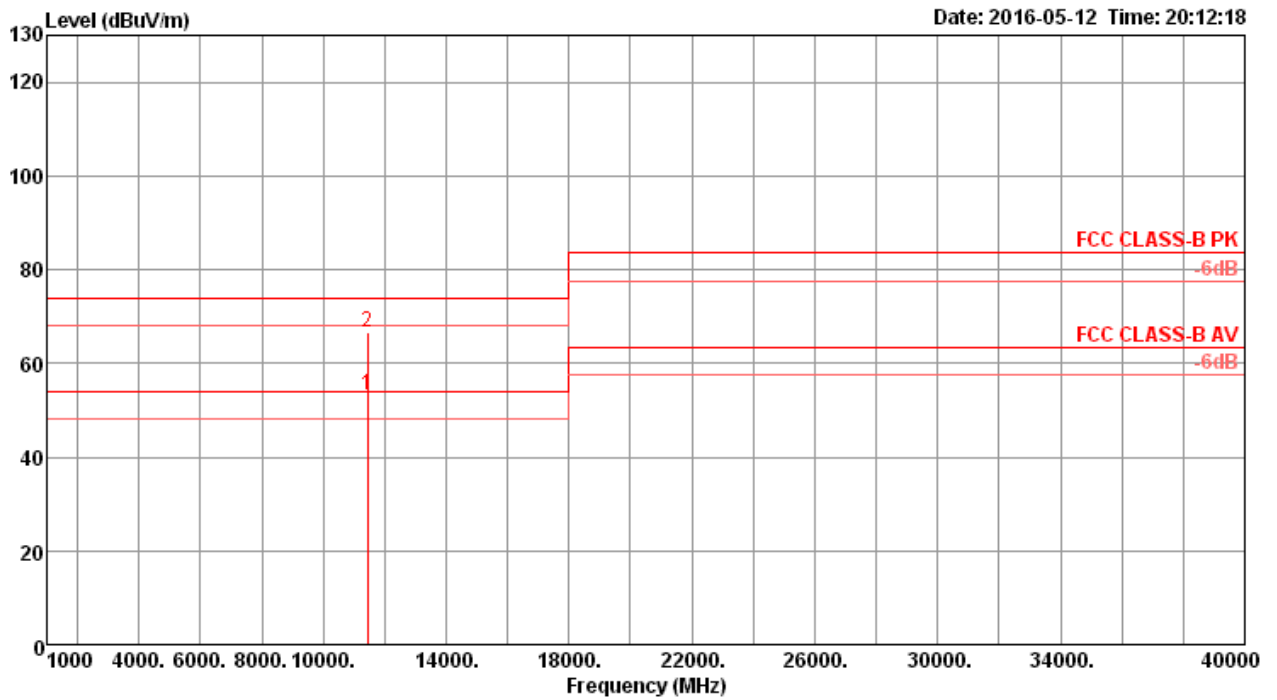
Temperature	22°C	Humidity	56%
Test Engineer	Peter Wu & Gary Chu	Configurations	IEEE 802.11ac MCS0/Nss1 VHT20 CH 144 / Chain 1 + Chain 2 + Chain 3 + Chain 4
Test Mode	Mode 4		

Horizontal



	Freq	Level	Limit Line	Over Limit	Read Level	Cable Loss	Antenna Factor	Preamp Factor	A/Pos	T/Pos	Remark	PoI/Phase
	MHz	dBuV/m	dBuV/m	dB	dBuV	dB	dB/m	dB	cm	deg		
1	11449.62	51.31	54.00	-2.69	34.94	10.65	39.09	33.37	181	17	Average	HORIZONTAL
2	11449.62	64.25	74.00	-9.75	47.88	10.65	39.09	33.37	181	17	Peak	HORIZONTAL

Vertical

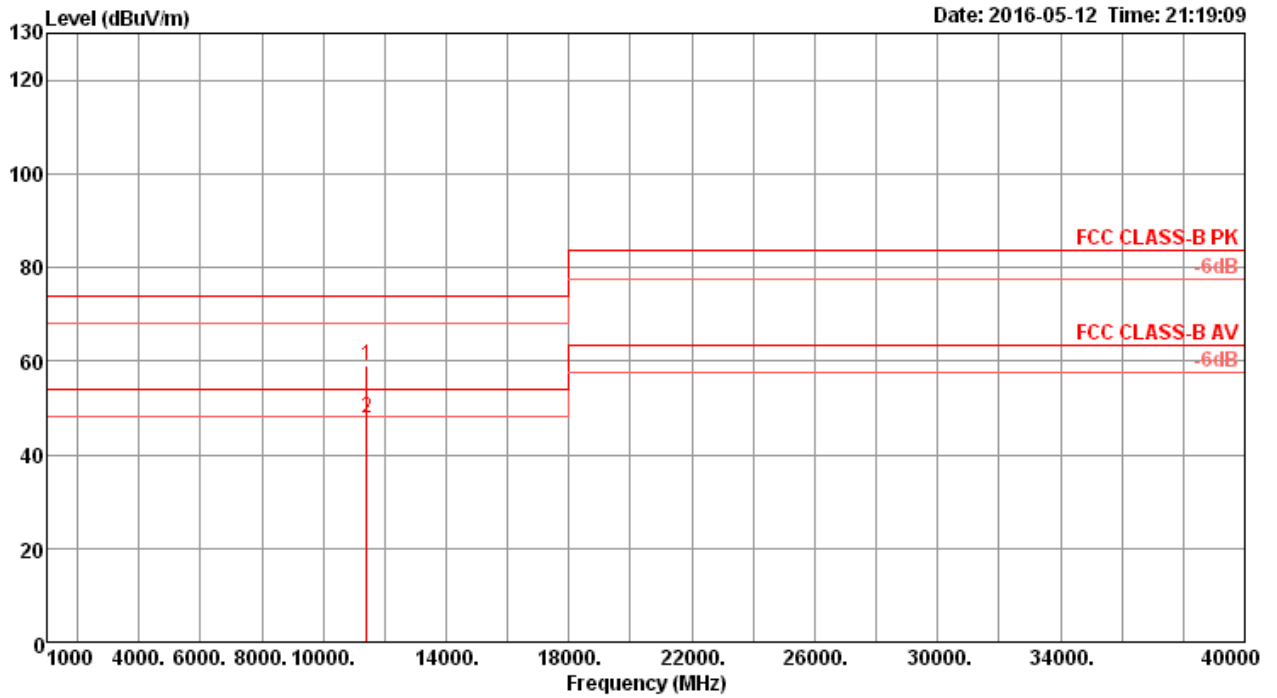


	Freq	Level	Limit	Over	Read	CableAntenna	Preamp	A/Pos	T/Pos	Remark	PoI/Phase
	MHz	dBuV/m	dBuV/m	dB	dBuV	dB	dB/m	dB	cm	deg	
1	11432.47	53.35	54.00	-0.65	36.98	10.65	39.09	33.37	201	326 Average	VERTICAL
2	11432.95	66.65	74.00	-7.35	50.28	10.65	39.09	33.37	201	326 Peak	VERTICAL



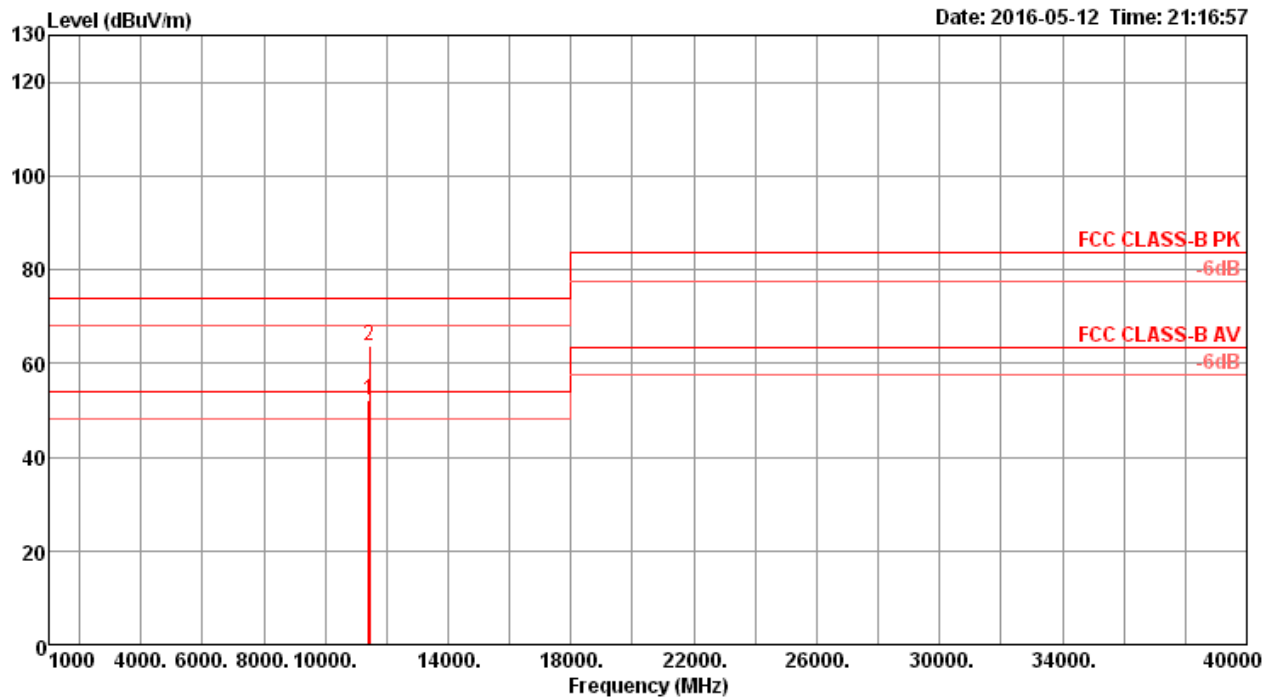
Temperature	22°C	Humidity	56%
Test Engineer	Peter Wu & Gary Chu	Configurations	IEEE 802.11ac MCS0/Nss1 VHT40 CH 142 / Chain 1 + Chain 2 + Chain 3 + Chain 4
Test Mode	Mode 4		

Horizontal



	Freq	Level	Limit Line	Over Limit	Read Level	Cable Loss	Antenna Factor	Preamp Factor	A/Pos	T/Pos	Remark	PoI/Phase
	MHz	dBuV/m	dBuV/m	dB	dBuV	dB	dB/m	dB	cm	deg		
1	11409.10	58.87	74.00	-15.13	42.55	10.65	39.04	33.37	204	325	Peak	HORIZONTAL
2	11410.71	47.83	54.00	-6.17	31.51	10.65	39.04	33.37	204	325	Average	HORIZONTAL

Vertical

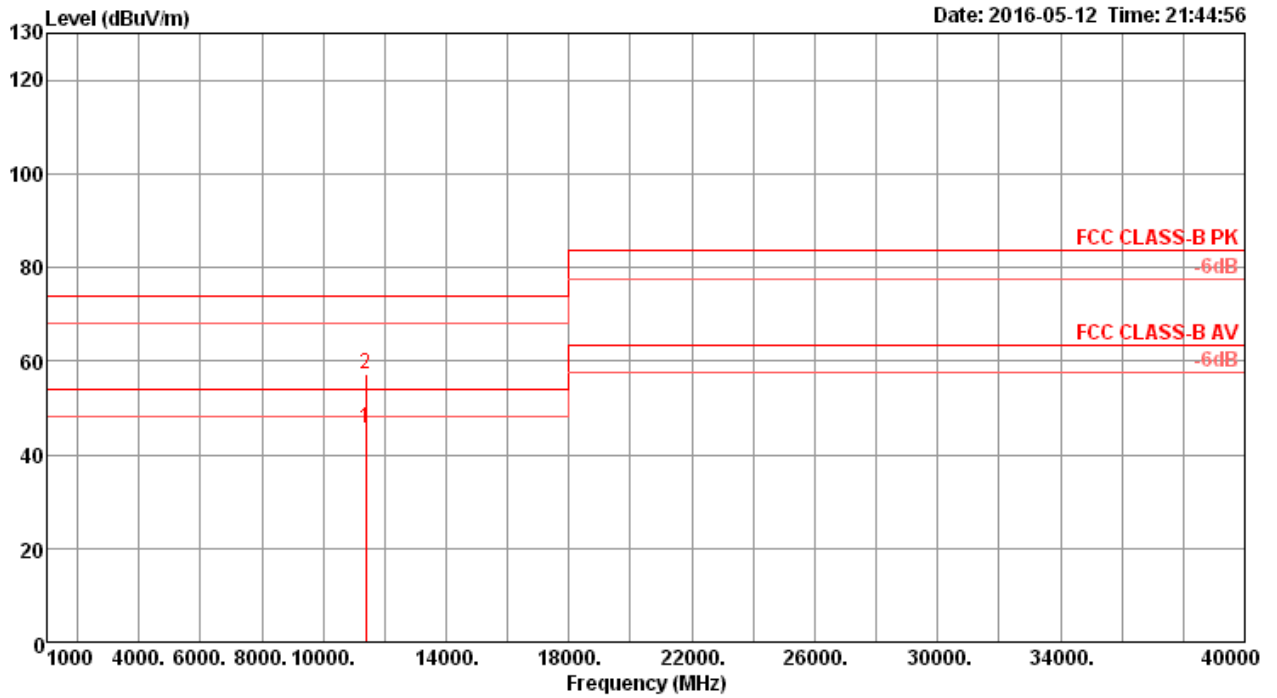


	Freq	Level	Limit Line	Over Limit	Read Level	CableAntenna Loss	Preamp Factor	Preamp Factor	A/Pos	T/Pos	Remark	PoI/Phase
	MHz	dBuV/m	dBuV/m	dB	dBuV	dB	dB/m	dB	cm	deg		
1	11412.31	52.27	54.00	-1.73	35.95	10.65	39.04	33.37	207	325	Average	VERTICAL
2	11432.18	63.70	74.00	-10.30	47.33	10.65	39.09	33.37	207	325	Peak	VERTICAL



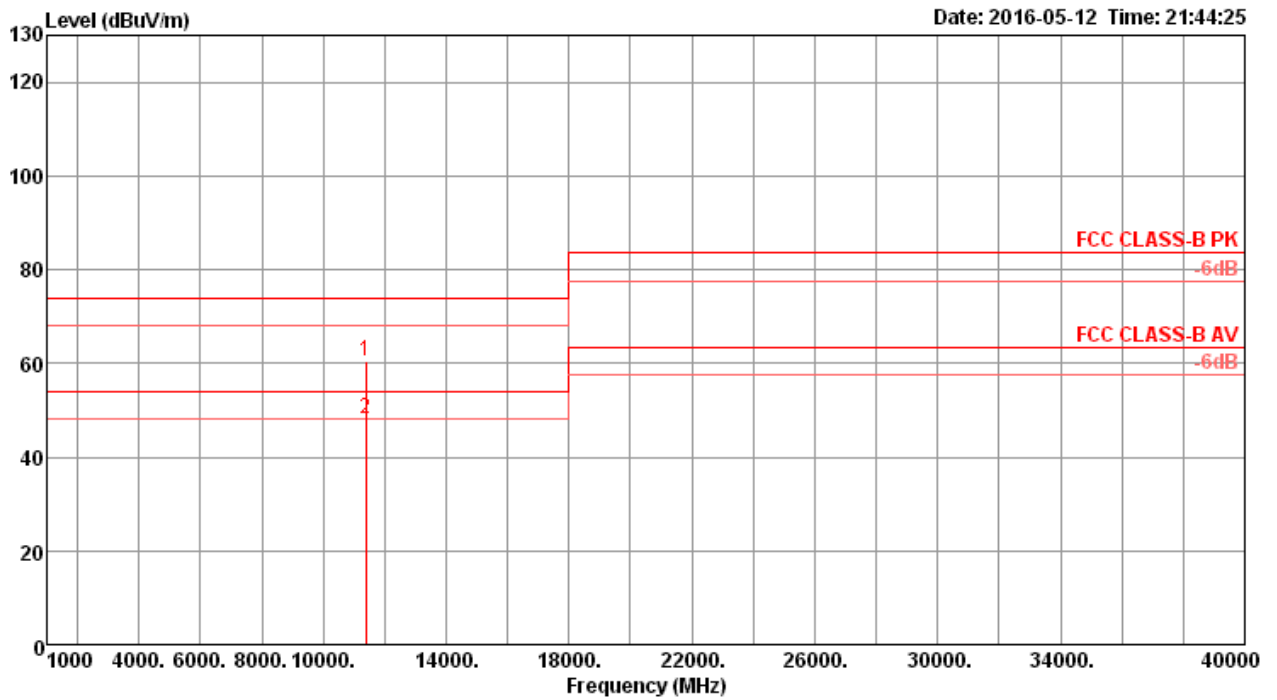
Temperature	22°C	Humidity	56%
Test Engineer	Peter Wu & Gary Chu	Configurations	IEEE 802.11ac MCS0/Nss1 VHT80 CH 138 / Chain 1 + Chain 2 + Chain 3 + Chain 4
Test Mode	Mode 4		

Horizontal



	Freq	Level	Limit Line	Over Limit	Read Level	Cable Loss	Antenna Factor	Preamp Factor	A/Pos	T/Pos	Remark	PoI/Phase
	MHz	dBuV/m	dBuV/m	dB	dBuV	dB	dB/m	dB	cm	deg		
1	11390.98	45.48	54.00	-8.52	29.16	10.65	39.04	33.37	206	280	Average	HORIZONTAL
2	11390.98	57.14	74.00	-16.86	40.82	10.65	39.04	33.37	206	280	Peak	HORIZONTAL

Vertical

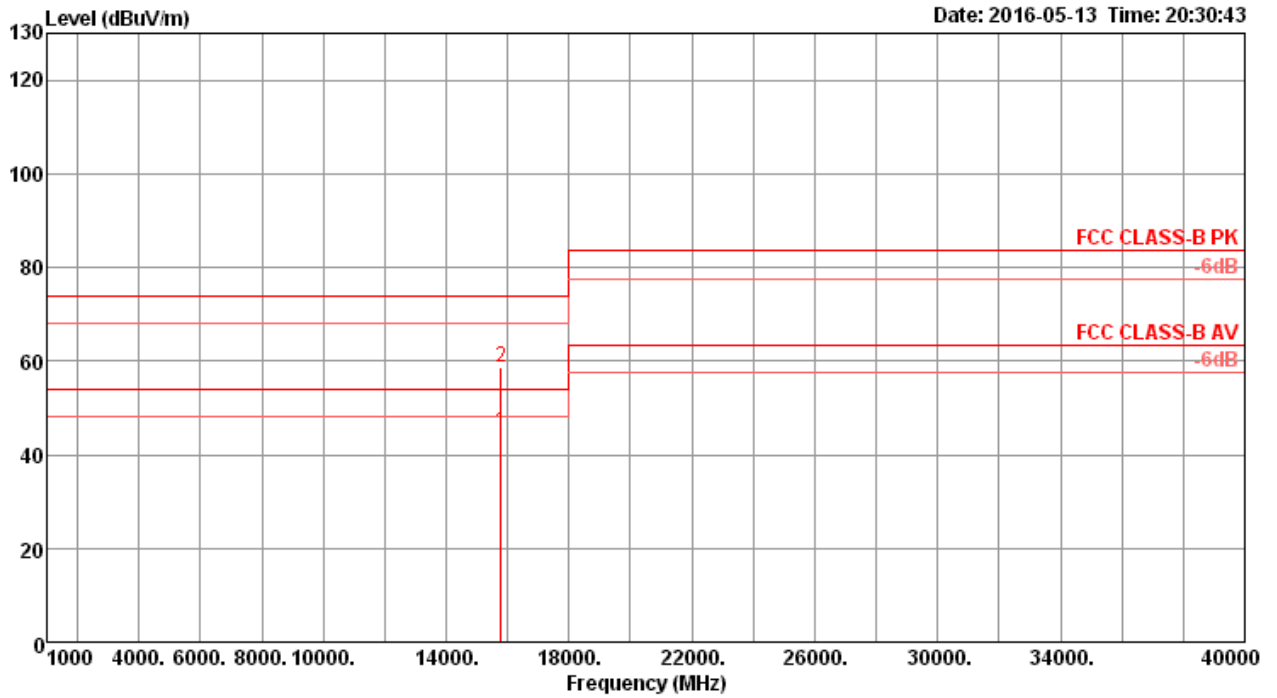


	Freq	Level	Limit Line	Over Limit	Read Level	CableAntenna Loss	Preamp Factor	Preamp Factor	A/Pos	T/Pos	Remark	PoI/Phase
	MHz	dBuV/m	dBuV/m	dB	dBuV	dB	dB/m	dB	cm	deg		
1	11391.46	60.48	74.00	-13.52	44.16	10.65	39.04	33.37	196	325	Peak	VERTICAL
2	11391.70	48.17	54.00	-5.83	31.85	10.65	39.04	33.37	196	325	Average	VERTICAL



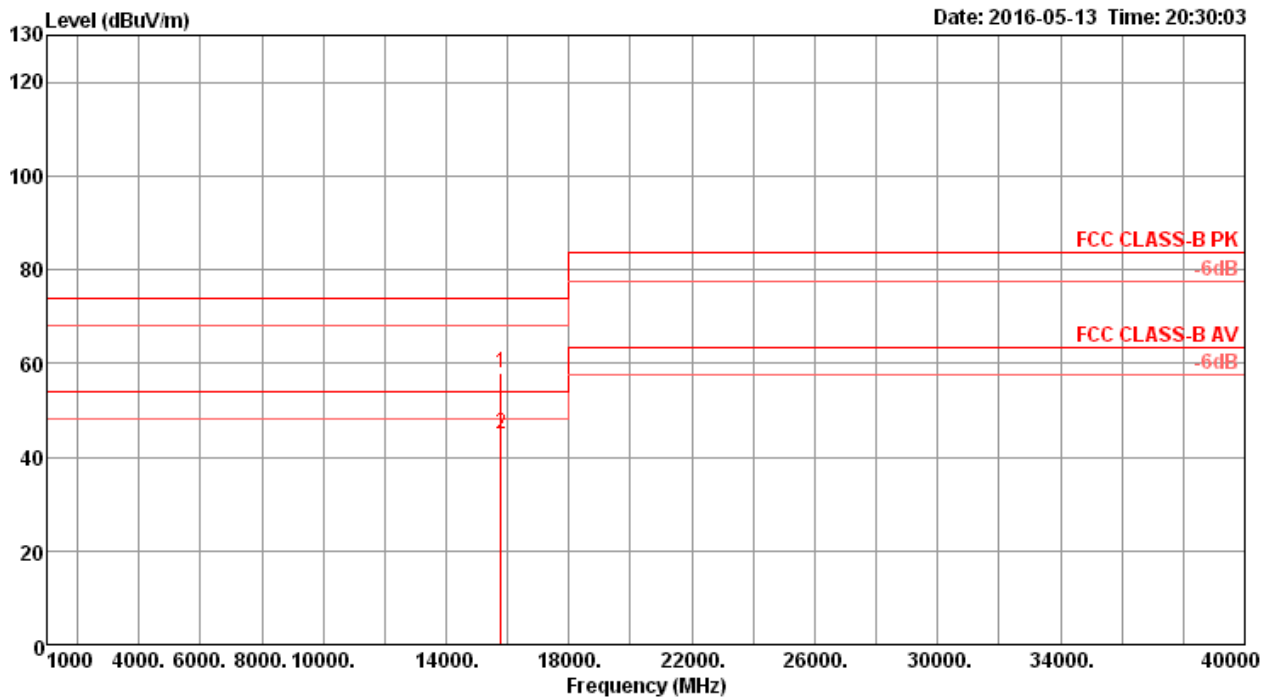
Temperature	22°C	Humidity	56%
Test Engineer	Peter Wu & Gary Chu	Configurations	IEEE 802.11ac MCS0/Nss4 VHT20 CH 52 / Chain 1 + Chain 2 + Chain 3 + Chain 4
Test Mode	Mode 4		

Horizontal



	Freq	Level	Limit Line	Over Limit	Read Level	Cable Loss	Antenna Factor	Preamp Factor	A/Pos	T/Pos	Remark	PoI/Phase
	MHz	dBuV/m	dBuV/m	dB	dBuV	dB	dB/m	dB	cm	deg		
1	15779.70	44.75	54.00	-9.25	28.58	12.37	37.76	33.96	100	126	Average	HORIZONTAL
2	15780.03	58.69	74.00	-15.31	42.52	12.37	37.76	33.96	100	126	Peak	HORIZONTAL

Vertical

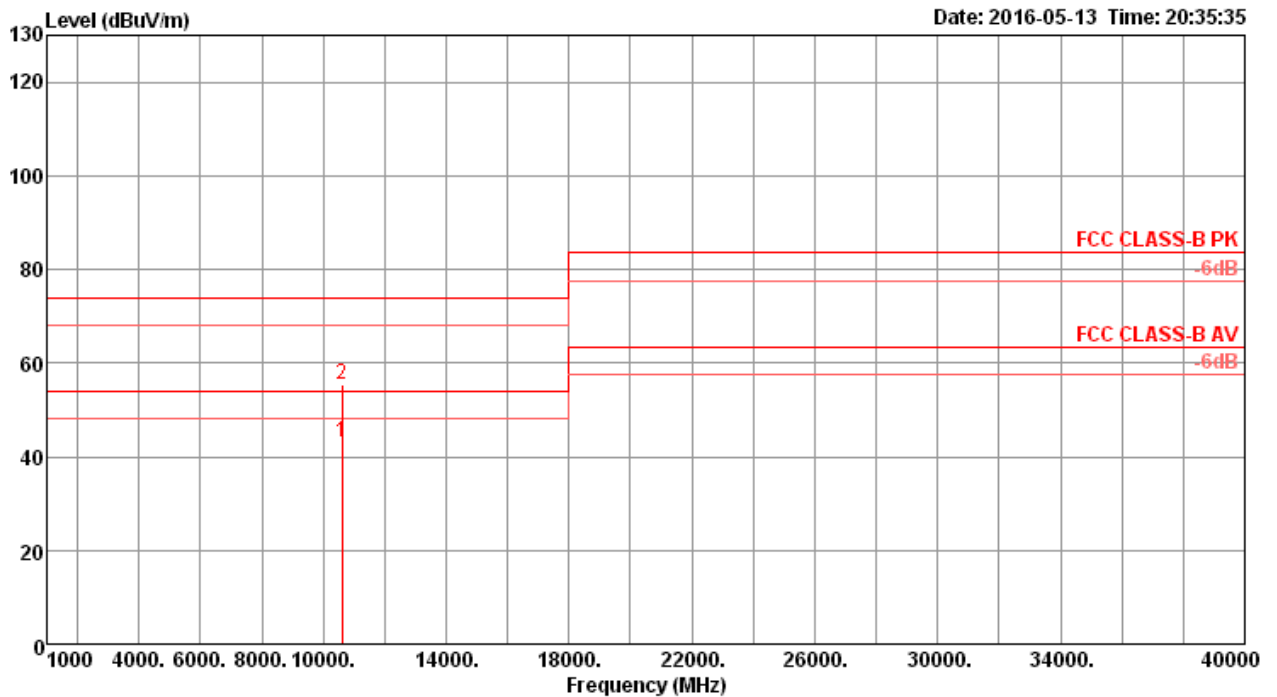


	Freq	Level	Limit Line	Over Limit	Read Level	Cable Loss	Antenna Factor	Preamp Factor	A/Pos	T/Pos	Remark	PoI/Phase
	MHz	dBuV/m	dBuV/m	dB	dBuV	dB	dB/m	dB	cm	deg		
1	15779.54	57.91	74.00	-16.09	41.74	12.37	37.76	33.96	100	220	Peak	VERTICAL
2	15780.42	44.92	54.00	-9.08	28.75	12.37	37.76	33.96	100	220	Average	VERTICAL



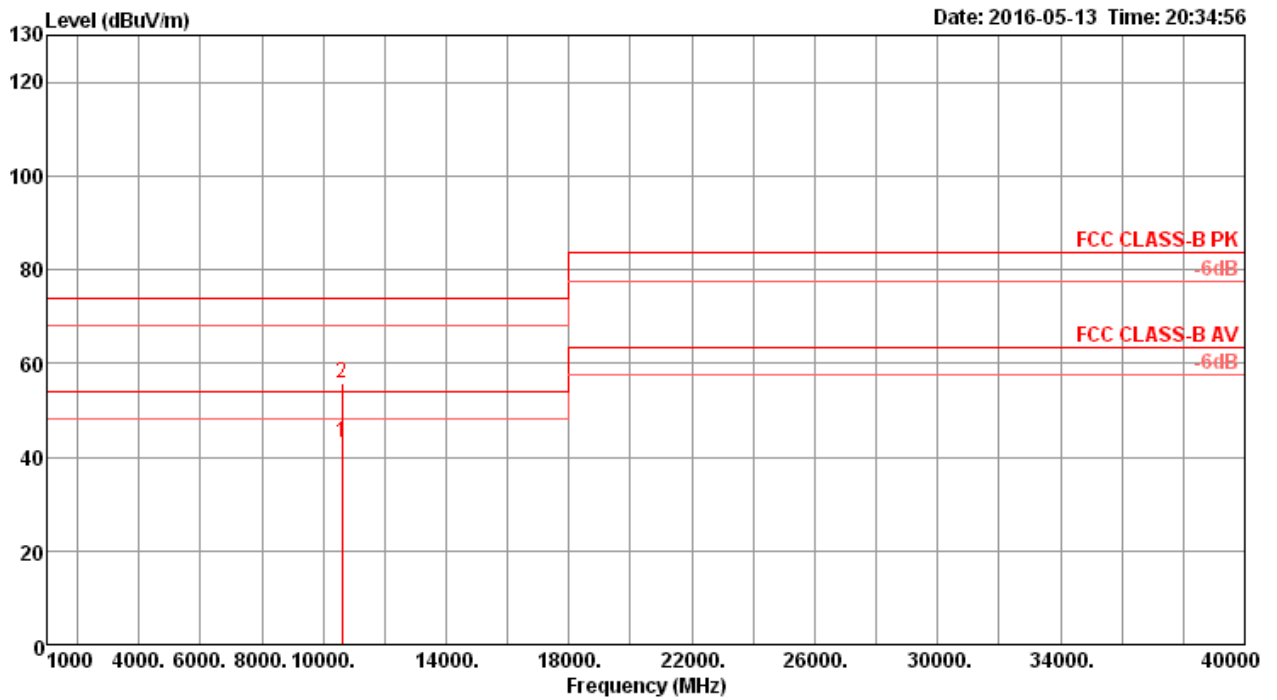
Temperature	22°C	Humidity	56%
Test Engineer	Peter Wu & Gary Chu	Configurations	IEEE 802.11ac MCS0/Nss4 VHT20 CH 60 / Chain 1 + Chain 2 + Chain 3 + Chain 4
Test Mode	Mode 4		

Horizontal



	Freq	Level	Limit Line	Over Limit	Read Level	Cable Loss	Antenna Factor	Preamp Factor	A/Pos	T/Pos	Remark	PoI/Phase
	MHz	dBuV/m	dBuV/m	dB	dBuV	dB	dB/m	dB	cm	deg		
1	10600.01	43.16	54.00	-10.84	27.90	10.50	38.40	33.64	100	175	Average	HORIZONTAL
2	10600.01	55.57	74.00	-18.43	40.31	10.50	38.40	33.64	100	175	Peak	HORIZONTAL

Vertical

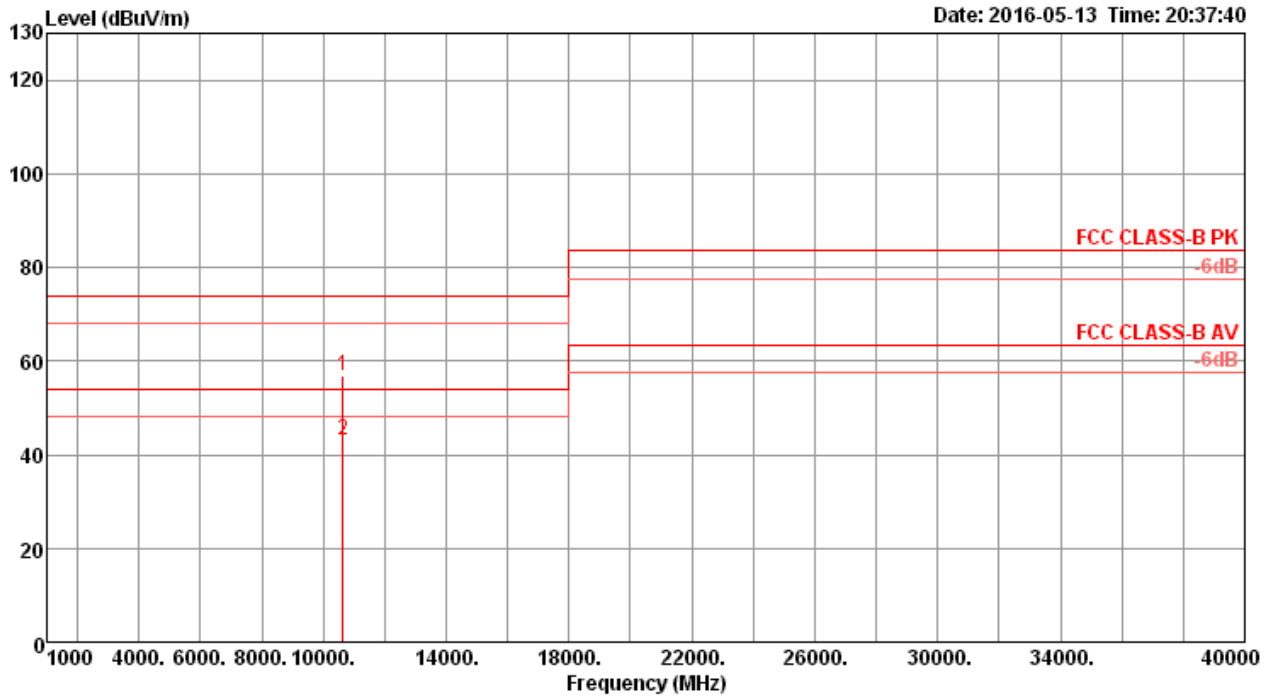


	Freq	Level	Limit Line	Over Limit	Read Level	CableAntenna Loss	Preamp Factor	A/Pos	T/Pos	Remark	PoI/Phase
	MHz	dBuV/m	dBuV/m	dB	dBuV	dB	dB/m	dB	cm	deg	
1	10600.03	43.22	54.00	-10.78	27.96	10.50	38.40	33.64	100	73 Average	VERTICAL
2	10600.04	55.68	74.00	-18.32	40.42	10.50	38.40	33.64	100	73 Peak	VERTICAL



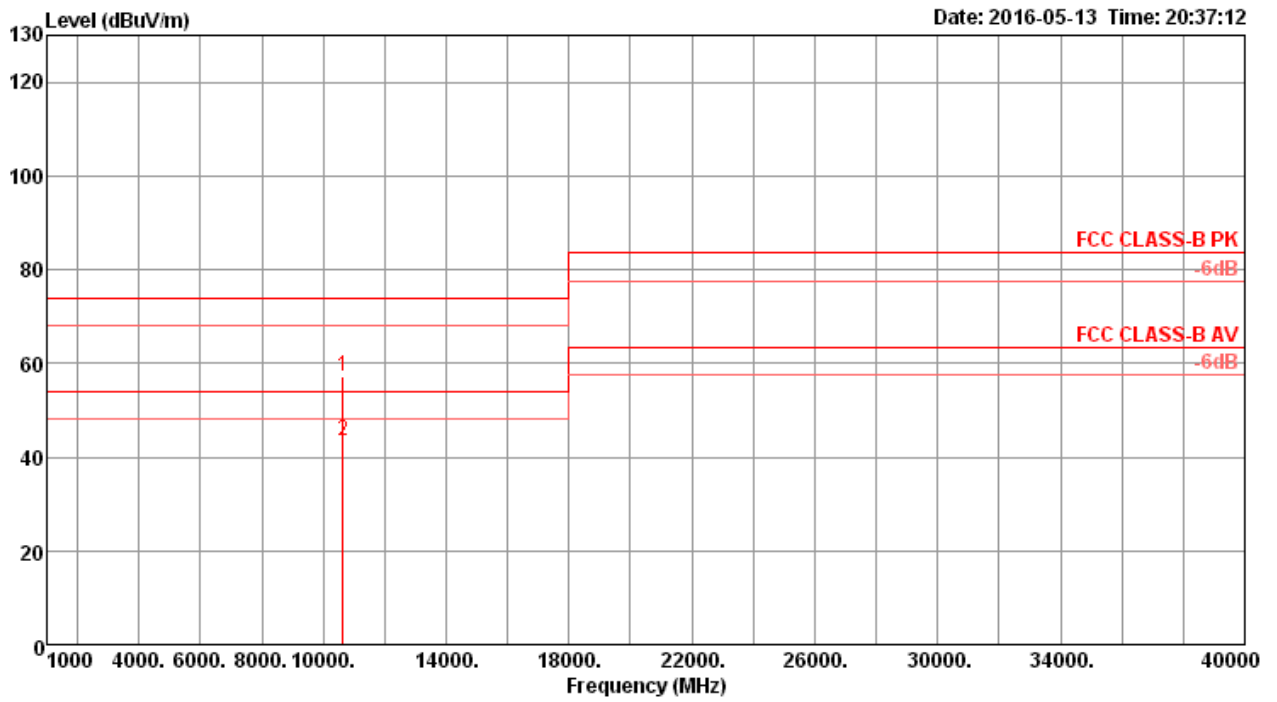
Temperature	22°C	Humidity	56%
Test Engineer	Peter Wu & Gary Chu	Configurations	IEEE 802.11ac MCS0/Nss4 VHT20 CH 64 / Chain 1 + Chain 2 + Chain 3 + Chain 4
Test Mode	Mode 4		

Horizontal



	Freq	Level	Limit	Over	Read	Cable	Antenna	Preamp	A/Pos	T/Pos	Remark	Pol/Phase
	MHz	dBuV/m	dBuV/m	dB	dBuV	dB	dB/m	dB	cm	deg		
1	10639.85	56.70	74.00	-17.30	41.38	10.51	38.40	33.59	100	165	Peak	HORIZONTAL
2	10640.46	43.25	54.00	-10.75	27.93	10.51	38.40	33.59	100	165	Average	HORIZONTAL

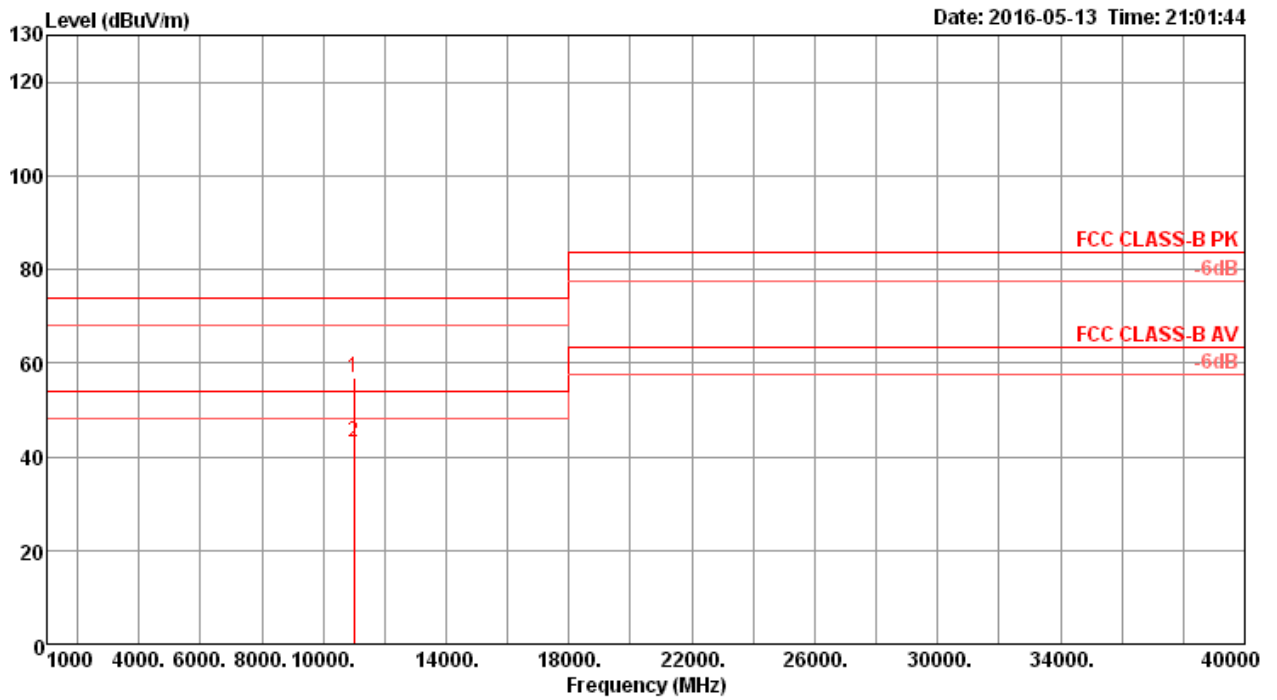
Vertical



	Freq	Level	Limit Line	Over Limit	Read Level	CableAntenna Loss	Preamp Factor	A/Pos	T/Pos	Remark	PoI/Phase	
	MHz	dBuV/m	dBuV/m	dB	dBuV	dB	dB/m	dB	cm	deg		
1	10639.97	57.03	74.00	-16.97	41.71	10.51	38.40	33.59	100	232	Peak	VERTICAL
2	10640.00	43.44	54.00	-10.56	28.12	10.51	38.40	33.59	100	232	Average	VERTICAL

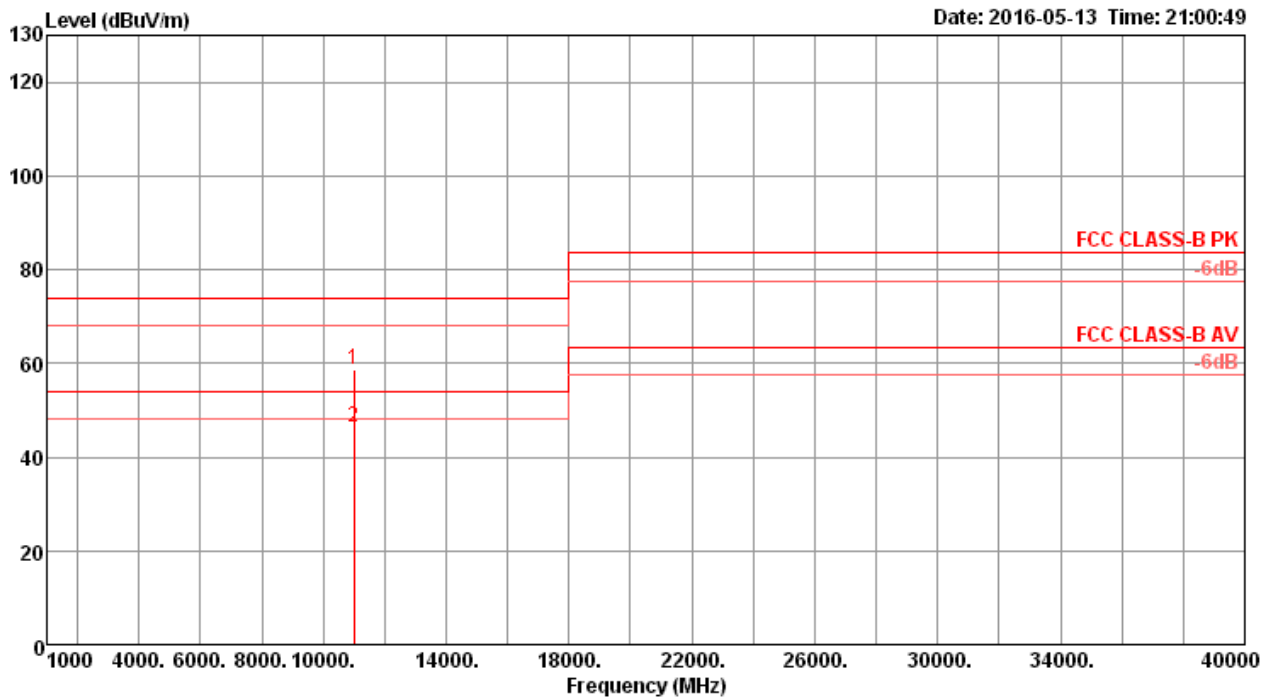
Temperature	22°C	Humidity	56%
Test Engineer	Peter Wu & Gary Chu	Configurations	IEEE 802.11ac MCS0/Nss4 VHT20 CH 100 / Chain 1 + Chain 2 + Chain 3 + Chain 4
Test Mode	Mode 4		

Horizontal



	Freq	Level	Limit Line	Over Limit	Read Level	Cable Loss	Antenna Factor	Preamp Factor	A/Pos	T/Pos	Remark	PoI/Phase
	MHz	dBuV/m	dBuV/m	dB	dBuV	dB	dB/m	dB	cm	deg		
1	10999.67	56.95	74.00	-17.05	41.35	10.58	38.40	33.38	100	172	Peak	HORIZONTAL
2	11000.03	43.27	54.00	-10.73	27.67	10.58	38.40	33.38	100	172	Average	HORIZONTAL

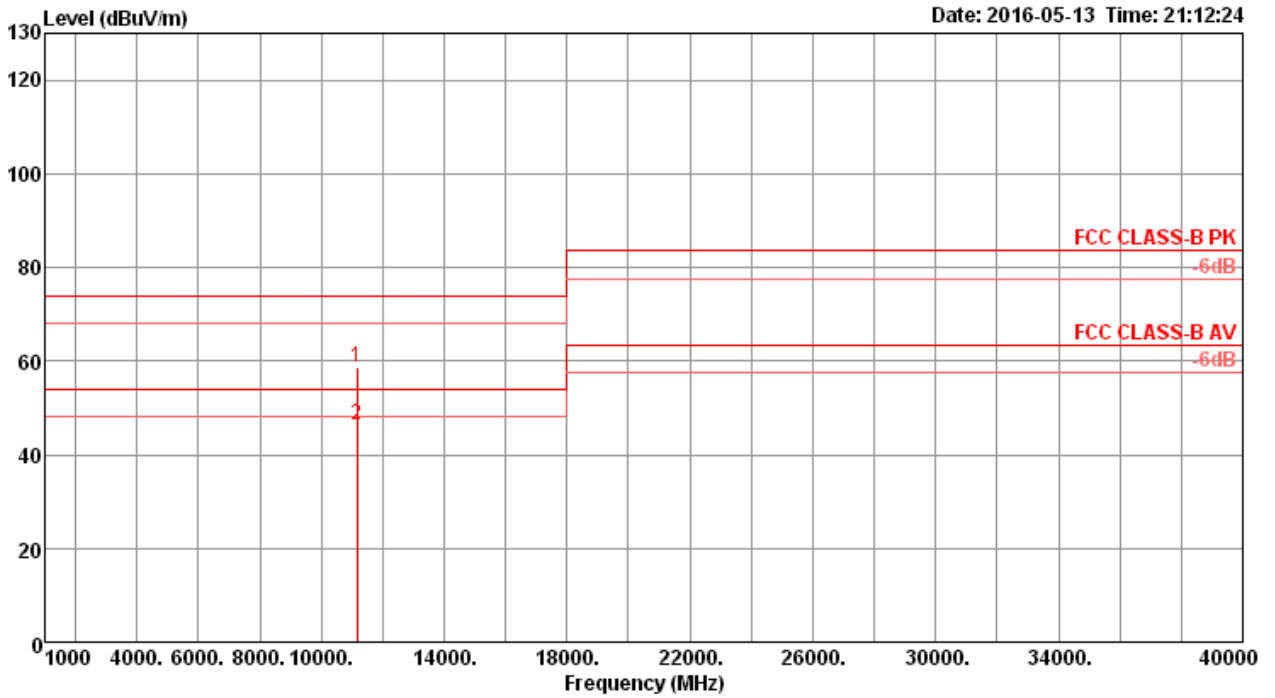
Vertical



	Freq	Level	Limit	Over	Read	CableAntenna	Preamp	A/Pos	T/Pos	Remark	PoI/Phase
	MHz	dBuV/m	dBuV/m	dB	dBuV	dB	dB/m	dB	cm	deg	
1	11000.00	58.64	74.00	-15.36	43.04	10.58	38.40	33.38	109	219 Peak	VERTICAL
2	11000.38	46.50	54.00	-7.50	30.90	10.58	38.40	33.38	109	219 Average	VERTICAL

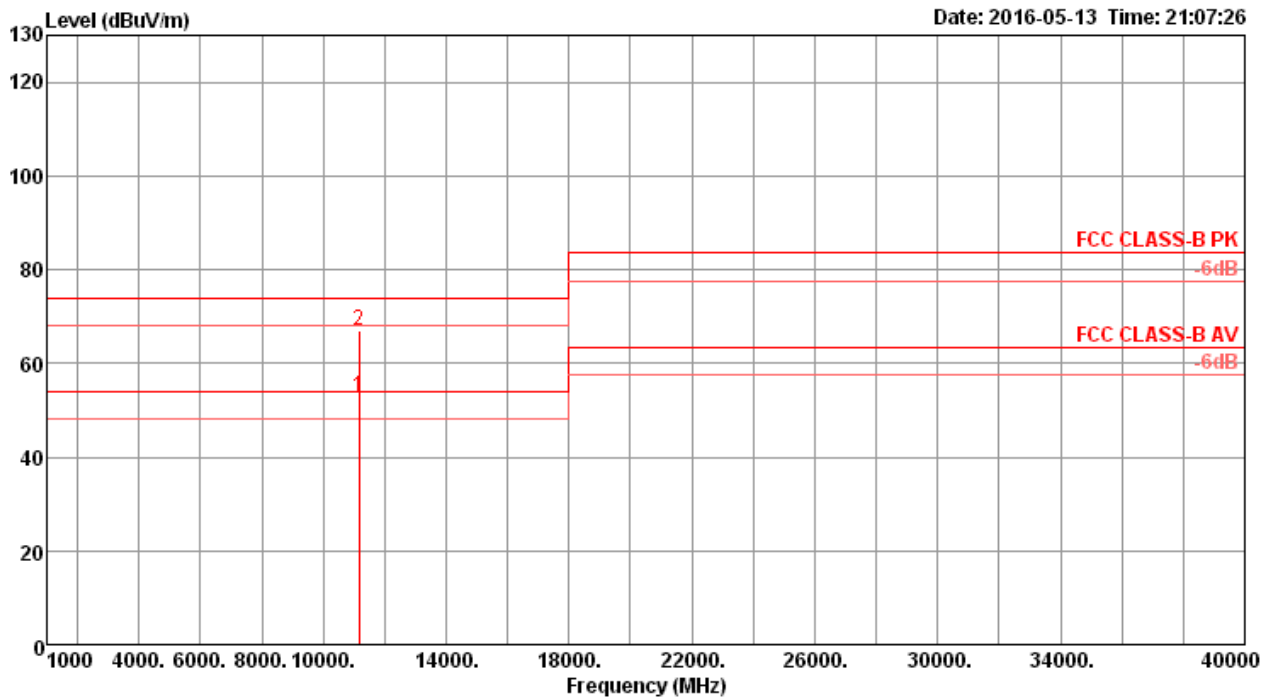
Temperature	22°C	Humidity	56%
Test Engineer	Peter Wu & Gary Chu	Configurations	IEEE 802.11ac MCS0/Nss4 VHT20 CH 116 / Chain 1 + Chain 2 + Chain 3 + Chain 4
Test Mode	Mode 4		

Horizontal



	Freq	Level	Limit Line	Over Limit	Read Level	Cable Loss	Antenna Factor	Preamp Factor	A/Pos	T/Pos	Remark	Pol/Phase
	MHz	dBuV/m	dBuV/m	dB	dBuV	dB	dB/m	dB	cm	deg		
1	11160.64	58.82	74.00	-15.18	42.92	10.61	38.67	33.38	173	27	Peak	HORIZONTAL
2	11161.12	46.51	54.00	-7.49	30.61	10.61	38.67	33.38	173	27	Average	HORIZONTAL

Vertical

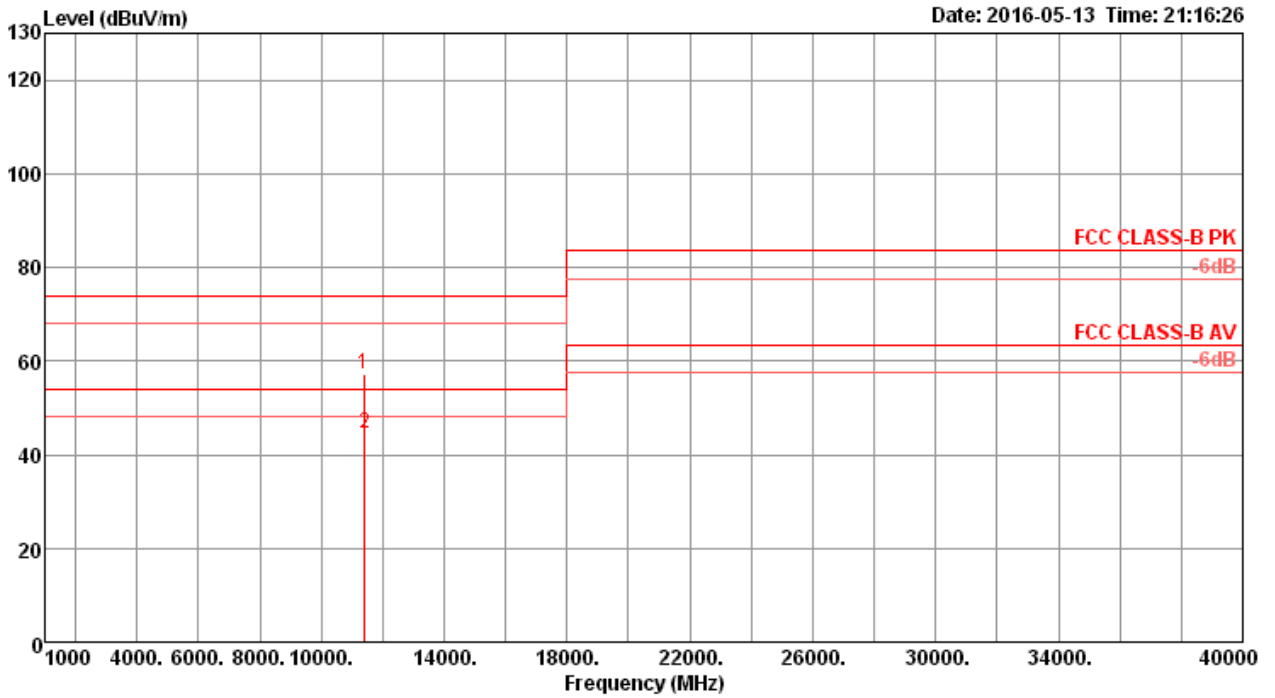


	Freq	Level	Limit Line	Over Limit	Read Level	CableAntenna Loss	Preamp Factor	Preamp Factor	A/Pos	T/Pos	Remark	PoI/Phase
	MHz	dBuV/m	dBuV/m	dB	dBuV	dB	dB/m	dB	cm	deg		
1	11161.68	52.74	54.00	-1.26	36.84	10.61	38.67	33.38	102	342	Average	VERTICAL
2	11168.73	67.03	74.00	-6.97	51.13	10.61	38.67	33.38	102	342	Peak	VERTICAL



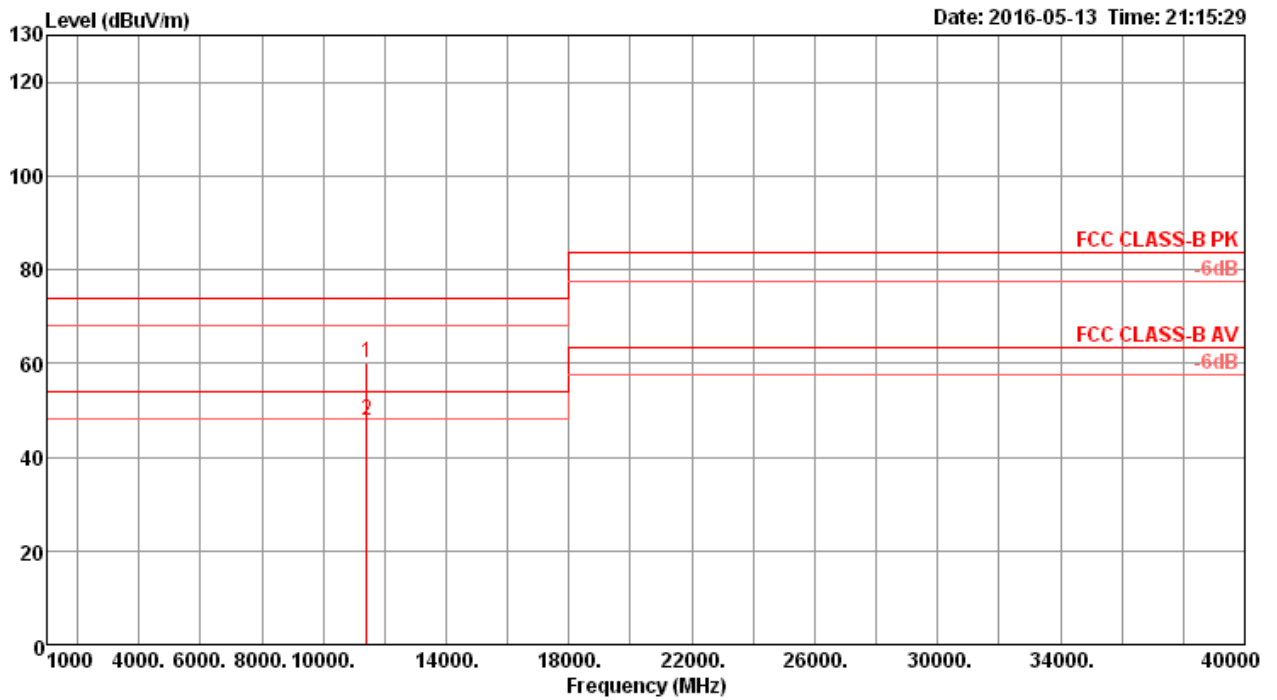
Temperature	22°C	Humidity	56%
Test Engineer	Peter Wu & Gary Chu	Configurations	IEEE 802.11ac MCS0/Nss4 VHT20 CH 140 / Chain 1 + Chain 2 + Chain 3 + Chain 4
Test Mode	Mode 4		

Horizontal



	Freq	Level	Limit Line	Over Limit	Read Level	Cable Loss	Antenna Factor	Preamp Factor	A/Pos	T/Pos	Remark	PoI/Phase
	MHz	dBuV/m	dBuV/m	dB	dBuV	dB	dB/m	dB	cm	deg		
1	11399.61	57.04	74.00	-16.96	40.72	10.65	39.04	33.37	140	162	Peak	HORIZONTAL
2	11400.21	44.45	54.00	-9.55	28.13	10.65	39.04	33.37	140	162	Average	HORIZONTAL

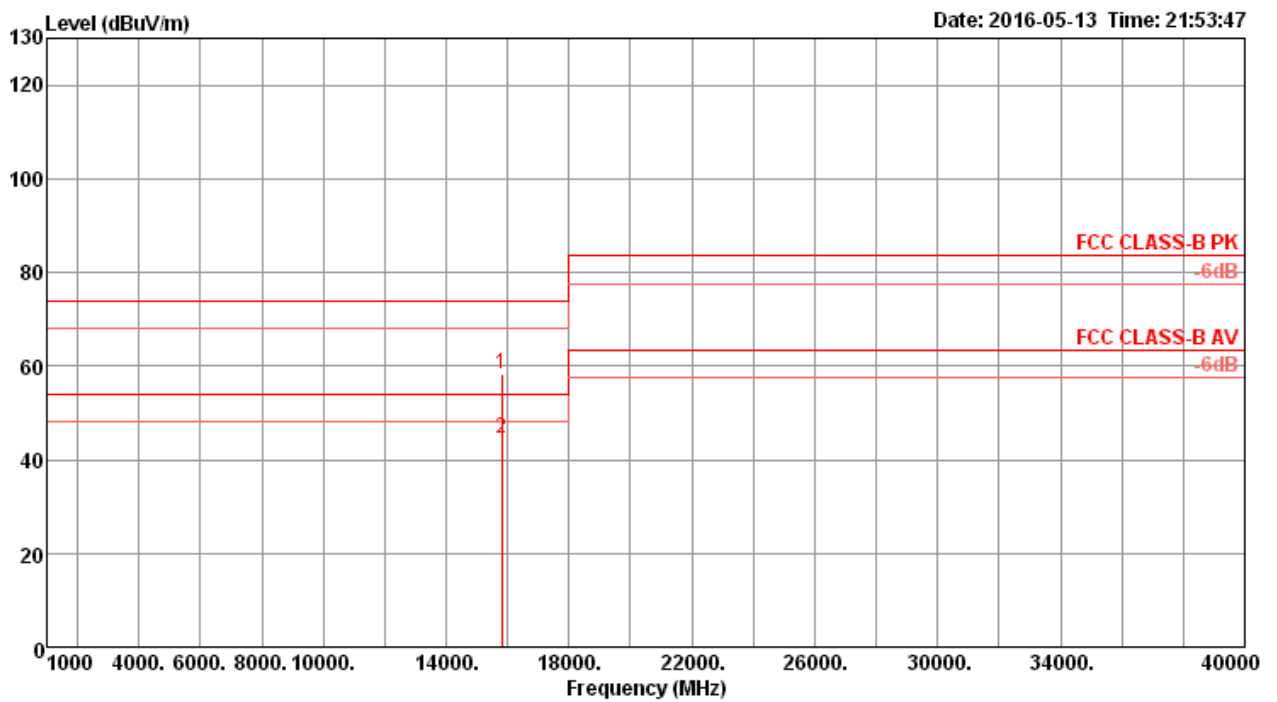
Vertical



	Freq	Level	Limit Line	Over Limit	Read Level	CableAntenna Loss	Preamp Factor	Preamp Factor	A/Pos	T/Pos	Remark	PoI/Phase
	MHz	dBuV/m	dBuV/m	dB	dBuV	dB	dB/m	dB	cm	deg		
1	11400.72	60.02	74.00	-13.98	43.70	10.65	39.04	33.37	104	340	Peak	VERTICAL
2	11401.76	47.63	54.00	-6.37	31.31	10.65	39.04	33.37	104	340	Average	VERTICAL

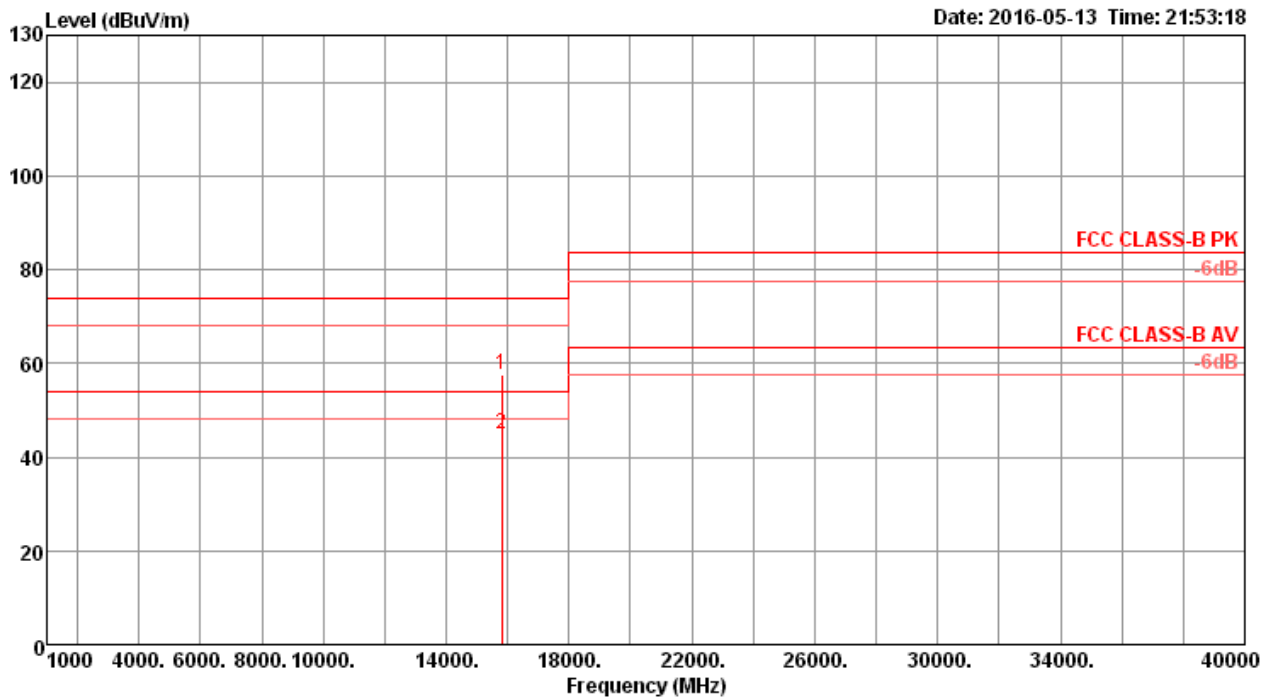
Temperature	22°C	Humidity	56%
Test Engineer	Peter Wu & Gary Chu	Configurations	IEEE 802.11ac MCS0/Nss4 VHT40 CH 54 / Chain 1 + Chain 2 + Chain 3 + Chain 4
Test Mode	Mode 4		

Horizontal



	Freq	Level	Limit	Over	Read	Cable	Antenna	Preamp	A/Pos	T/Pos	Remark	PoI/Phase
	MHz	dBuV/m	dBuV/m	dB	dBuV	dB	dB/m	dB	cm	deg		
1	15809.78	58.25	74.00	-15.75	42.14	12.38	37.69	33.96	100	102	Peak	HORIZONTAL
2	15810.36	44.72	54.00	-9.28	28.61	12.38	37.69	33.96	100	102	Average	HORIZONTAL

Vertical

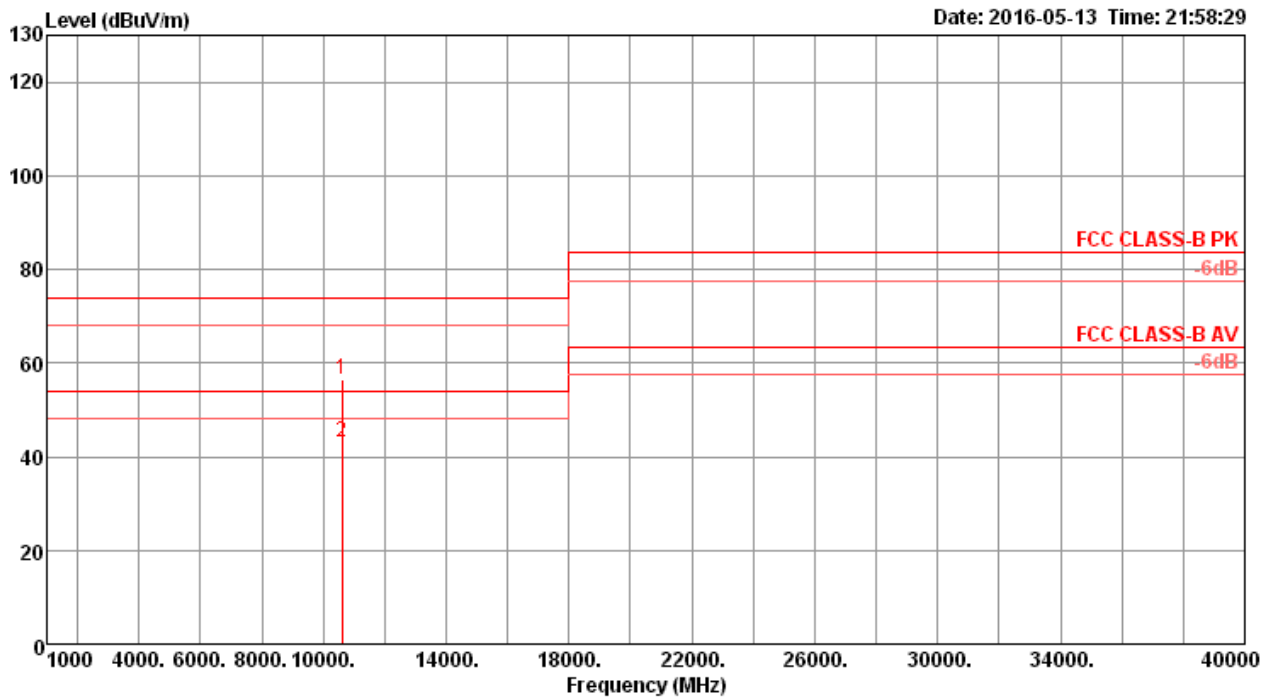


	Freq	Level	Limit Line	Over Limit	Read Level	CableAntenna Loss	Preamp Factor	A/Pos	T/Pos	Remark	PoI/Phase	
	MHz	dBuV/m	dBuV/m	dB	dBuV	dB	dB/m	dB	cm	deg		
1	15809.66	57.56	74.00	-16.44	41.45	12.38	37.69	33.96	100	191	Peak	VERTICAL
2	15809.99	44.86	54.00	-9.14	28.75	12.38	37.69	33.96	100	191	Average	VERTICAL



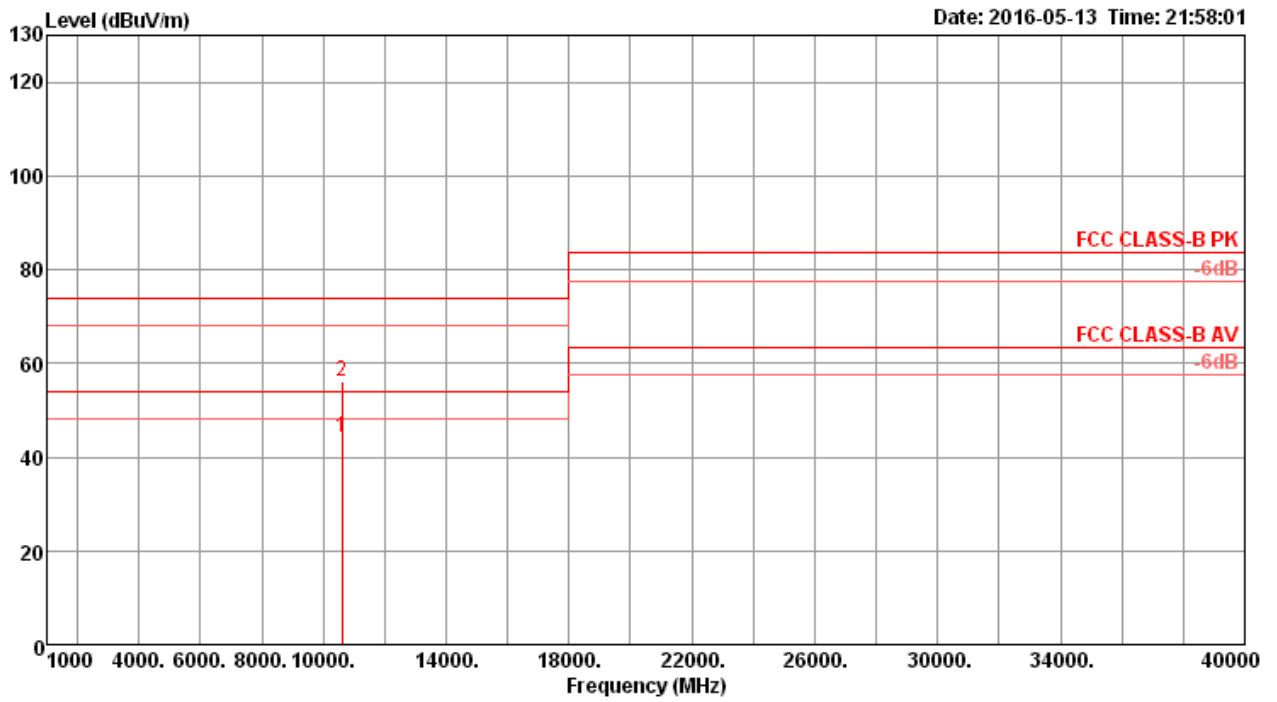
Temperature	22°C	Humidity	56%
Test Engineer	Peter Wu & Gary Chu	Configurations	IEEE 802.11ac MCS0/Nss4 VHT40 CH 62 / Chain 1 + Chain 2 + Chain 3 + Chain 4
Test Mode	Mode 4		

Horizontal



	Freq	Level	Limit	Over	Read	Cable	Antenna	Preamp	A/Pos	T/Pos	Remark	Pol/Phase
	MHz	dBuV/m	dBuV/m	dB	dBuV	dB	dB/m	dB	cm	deg		
1	10620.13	56.56	74.00	-17.44	41.28	10.50	38.40	33.62	100	148	Peak	HORIZONTAL
2	10620.42	43.26	54.00	-10.74	27.98	10.50	38.40	33.62	100	148	Average	HORIZONTAL

Vertical

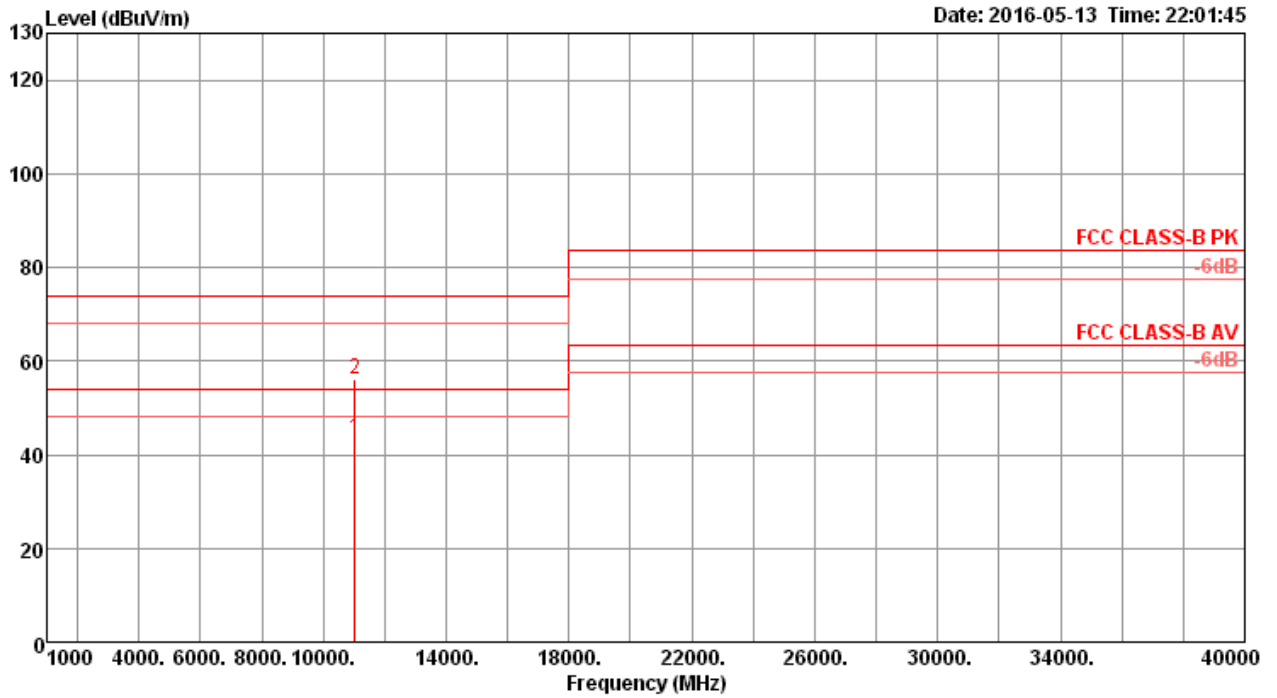


	Freq	Level	Limit	Over	Read	CableAntenna	Preamp	A/Pos	T/Pos	Remark	PoI/Phase
	MHz	dBuV/m	dBuV/m	dB	dBuV	dB	dB/m	dB	cm	deg	
1	10619.93	44.33	54.00	-9.67	29.05	10.50	38.40	33.62	100	211	Average VERTICAL
2	10620.06	56.07	74.00	-17.93	40.79	10.50	38.40	33.62	100	211	Peak VERTICAL



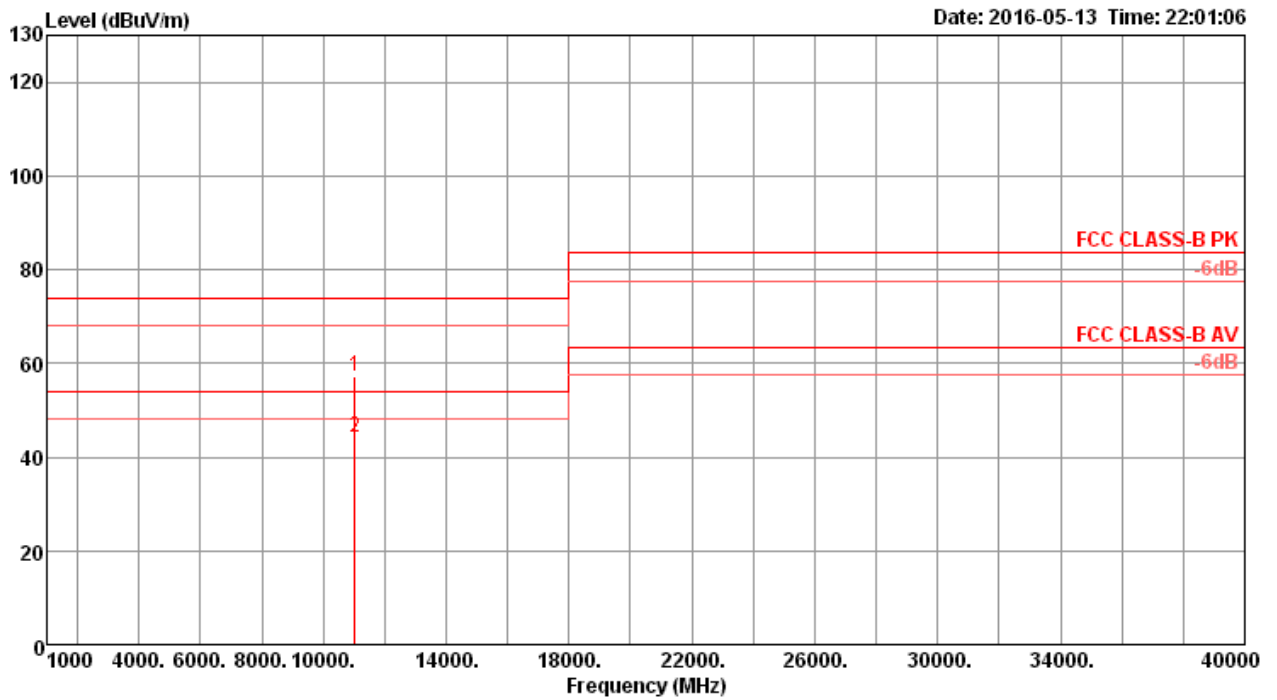
Temperature	22°C	Humidity	56%
Test Engineer	Peter Wu & Gary Chu	Configurations	IEEE 802.11ac MCS0/Nss4 VHT40 CH 102 / Chain 1 + Chain 2 + Chain 3 + Chain 4
Test Mode	Mode 4		

Horizontal



	Freq	Level	Limit Line	Over Limit	Read Level	Cable Loss	Antenna Factor	Preamp Factor	A/Pos	T/Pos	Remark	PoI/Phase
	MHz	dBuV/m	dBuV/m	dB	dBuV	dB	dB/m	dB	cm	deg		
1	11020.27	43.34	54.00	-10.66	27.74	10.58	38.40	33.38	100	242	Average	HORIZONTAL
2	11020.50	55.95	74.00	-18.05	40.35	10.58	38.40	33.38	100	242	Peak	HORIZONTAL

Vertical

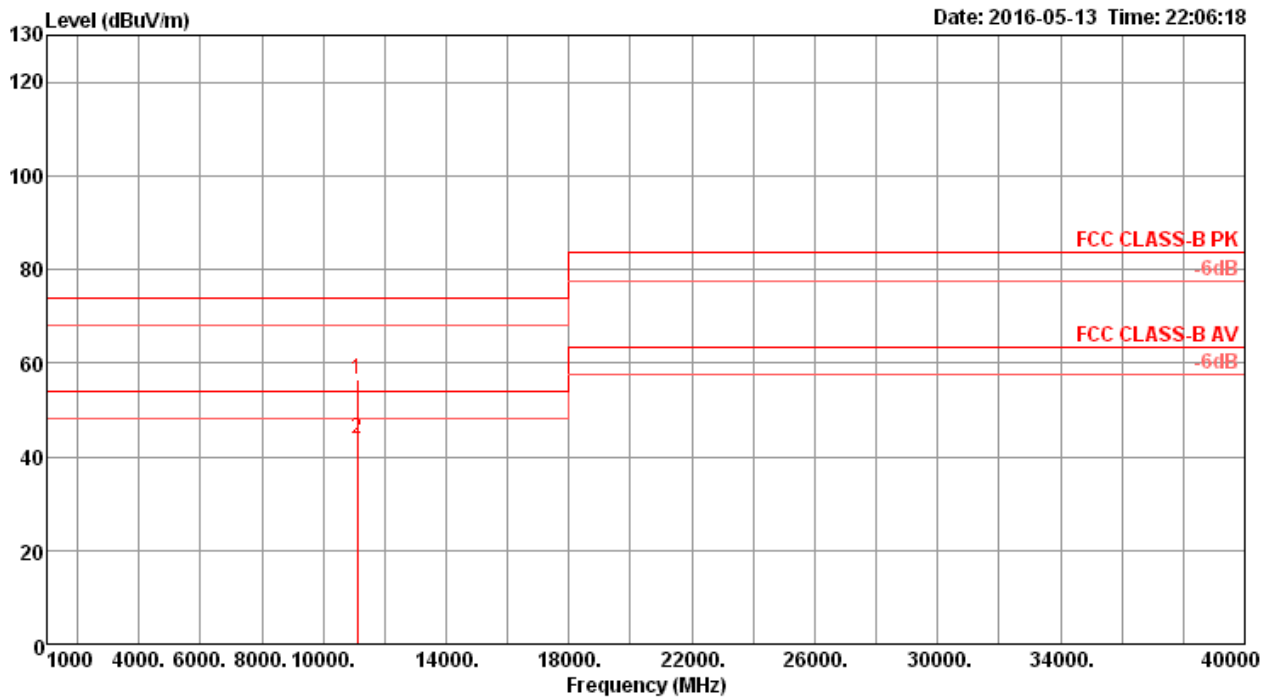


	Freq	Level	Limit Line	Over Limit	Read Level	CableAntenna Loss	Preamp Factor	Preamp Factor	A/Pos	T/Pos	Remark	PoI/Phase
	MHz	dBuV/m	dBuV/m	dB	dBuV	dB	dB/m	dB	cm	deg		
1	11020.01	57.25	74.00	-16.75	41.65	10.58	38.40	33.38	103	334	Peak	VERTICAL
2	11020.07	44.35	54.00	-9.65	28.75	10.58	38.40	33.38	103	334	Average	VERTICAL



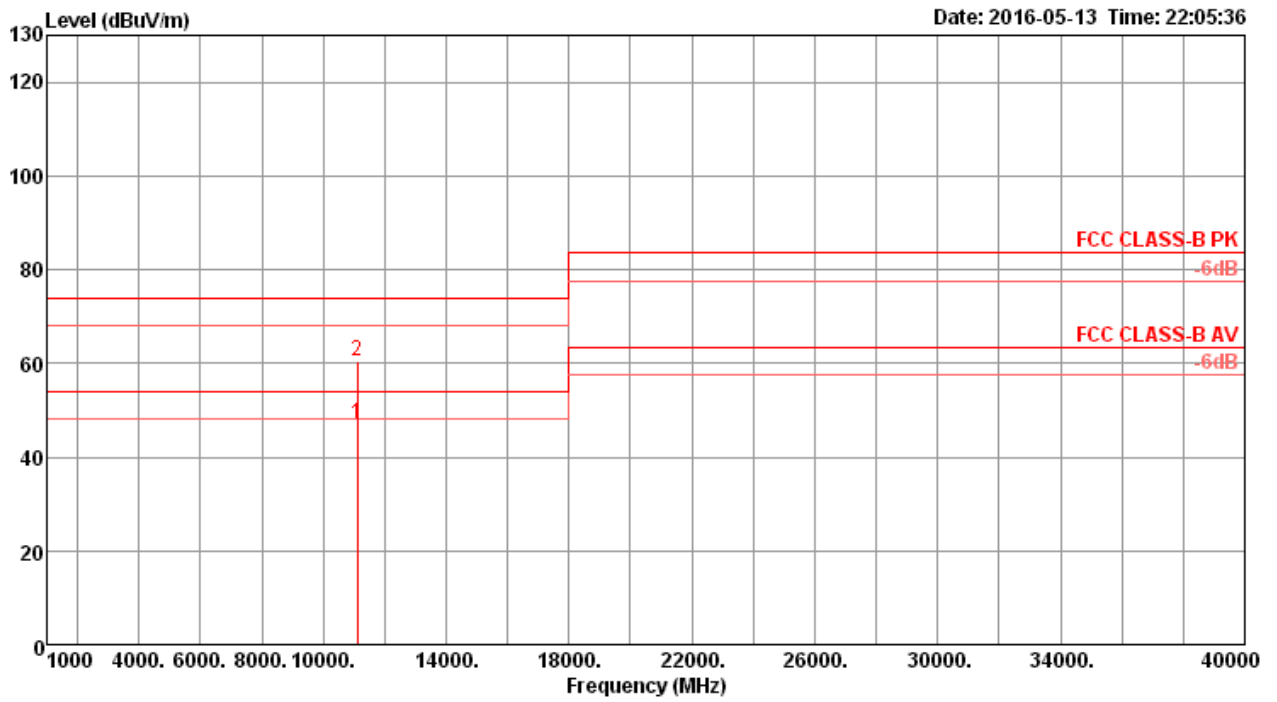
Temperature	22°C	Humidity	56%
Test Engineer	Peter Wu & Gary Chu	Configurations	IEEE 802.11ac MCS0/Nss4 VHT40 CH 110 / Chain 1 + Chain 2 + Chain 3 + Chain 4
Test Mode	Mode 4		

Horizontal



	Freq	Level	Limit Line	Over Limit	Read Level	Cable Loss	Antenna Factor	Preamp Factor	A/Pos	T/Pos	Remark	PoI/Phase
	MHz	dBuV/m	dBuV/m	dB	dBuV	dB	dB/m	dB	cm	deg		
1	11099.67	56.56	74.00	-17.44	40.78	10.60	38.56	33.38	100	219	Peak	HORIZONTAL
2	11100.23	43.75	54.00	-10.25	27.97	10.60	38.56	33.38	100	219	Average	HORIZONTAL

Vertical

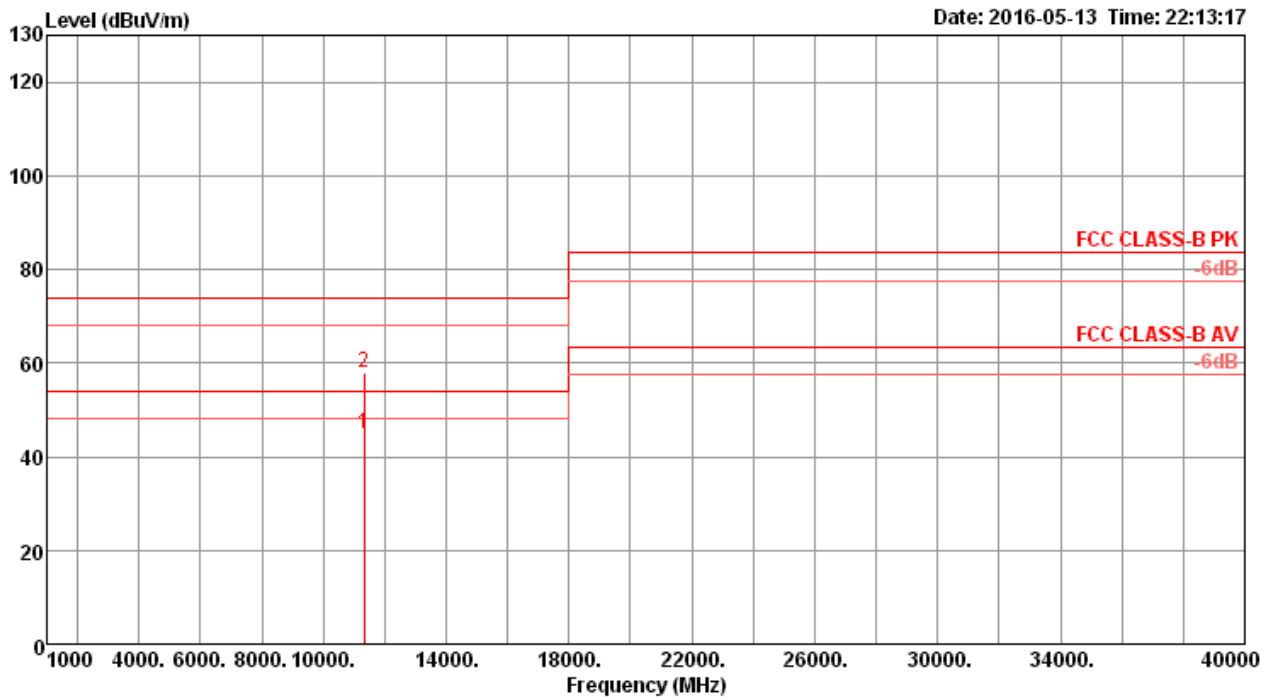


	Freq	Level	Limit Line	Over Limit	Read Level	CableAntenna Loss	Preamp Factor	A/Pos	T/Pos	Remark	PoI/Phase
	MHz	dBuV/m	dBuV/m	dB	dBuV	dB	dB/m	dB	cm	deg	
1	11099.04	47.16	54.00	-6.84	31.38	10.60	38.56	33.38	108	343 Average	VERTICAL
2	11109.05	60.43	74.00	-13.57	44.65	10.60	38.56	33.38	108	343 Peak	VERTICAL



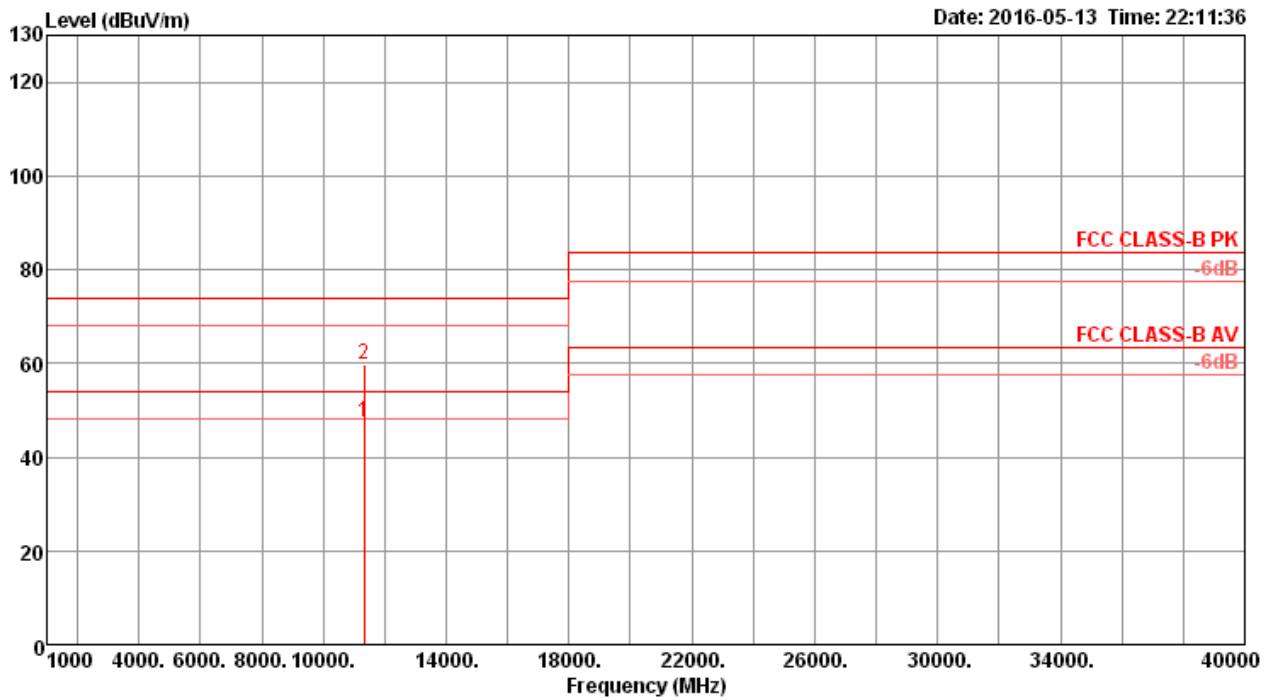
Temperature	22°C	Humidity	56%
Test Engineer	Peter Wu & Gary Chu	Configurations	IEEE 802.11ac MCS0/Nss4 VHT40 CH 134 / Chain 1 + Chain 2 + Chain 3 + Chain 4
Test Mode	Mode 4		

Horizontal



	Freq	Level	Limit Line	Over Limit	Read Level	Cable Loss	Antenna Factor	Preamp Factor	A/Pos	T/Pos	Remark	PoI/Phase
	MHz	dBuV/m	dBuV/m	dB	dBuV	dB	dB/m	dB	cm	deg		
1	11339.91	44.89	54.00	-9.11	28.69	10.64	38.93	33.37	128	31	Average	HORIZONTAL
2	11340.20	57.90	74.00	-16.10	41.70	10.64	38.93	33.37	128	31	Peak	HORIZONTAL

Vertical

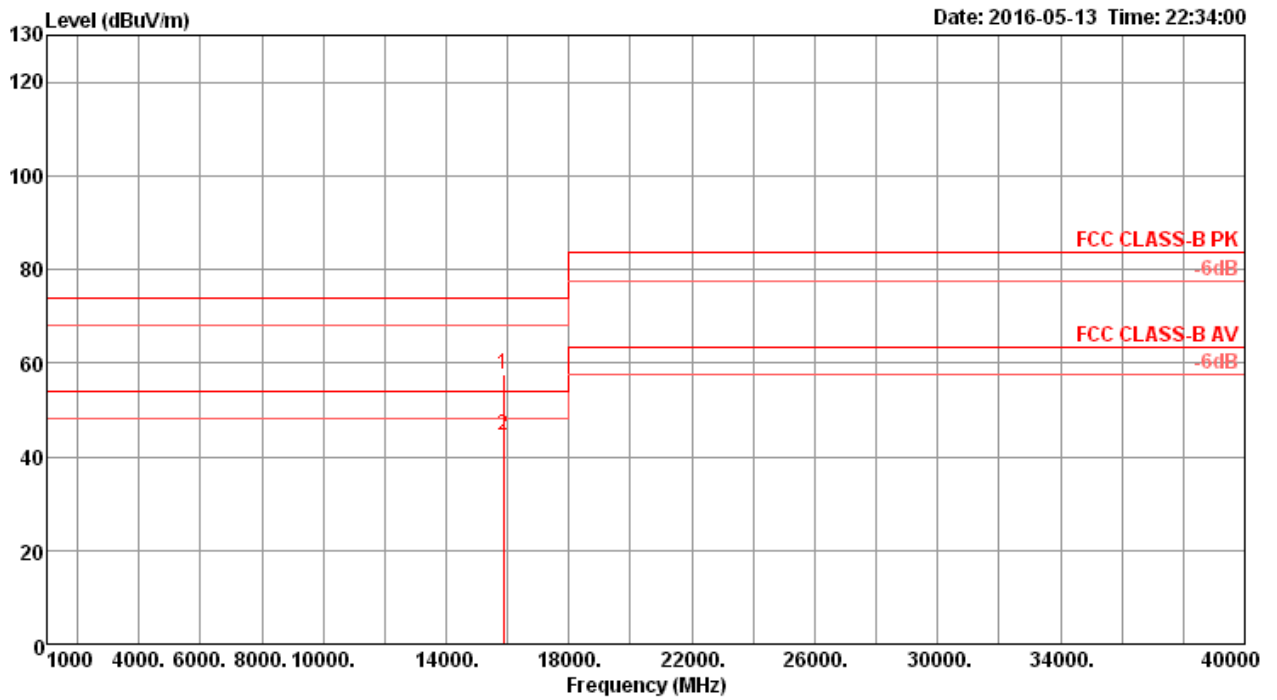


	Freq	Level	Limit Line	Over Limit	Read Level	CableAntenna Loss	Preamp Factor	Preamp Factor	A/Pos	T/Pos	Remark	PoI/Phase
	MHz	dBuV/m	dBuV/m	dB	dBuV	dB	dB/m	dB	cm	deg		
1	11339.97	47.30	54.00	-6.70	31.10	10.64	38.93	33.37	102	44	Average	VERTICAL
2	11340.47	59.73	74.00	-14.27	43.53	10.64	38.93	33.37	102	44	Peak	VERTICAL



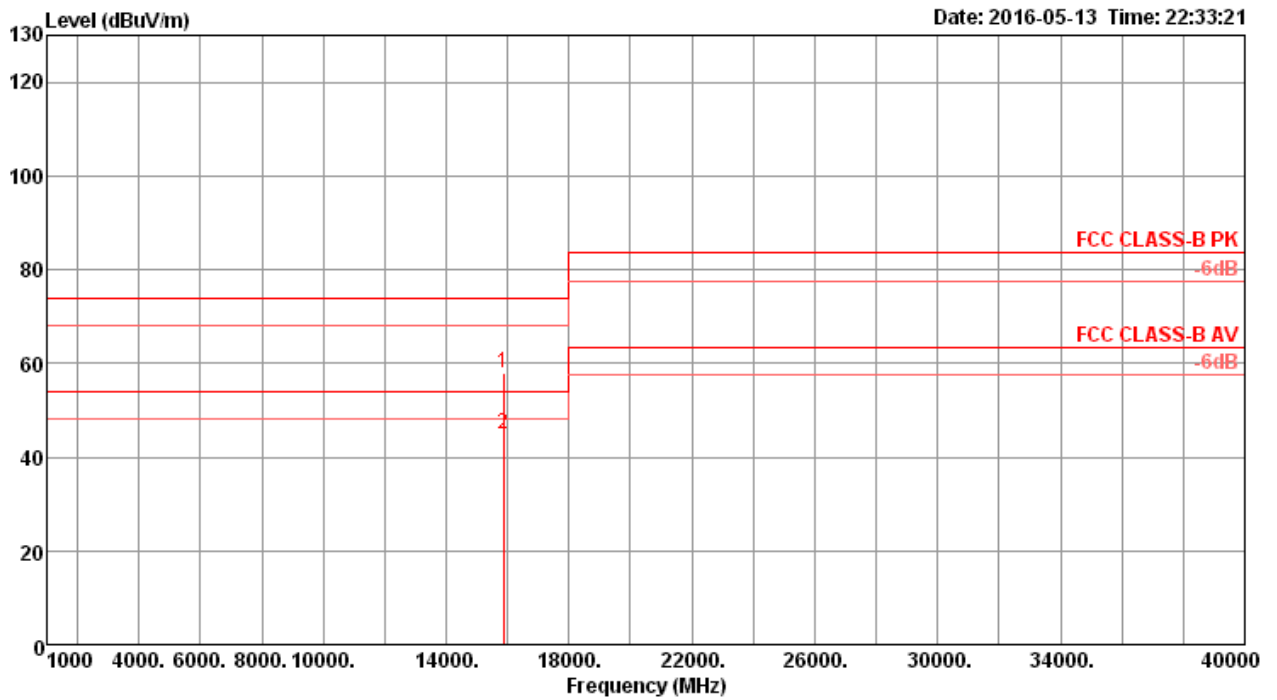
Temperature	22°C	Humidity	56%
Test Engineer	Peter Wu & Gary Chu	Configurations	IEEE 802.11ac MCS0/Nss4 VHT80 CH 58 / Chain 1 + Chain 2 + Chain 3 + Chain 4
Test Mode	Mode 4		

Horizontal



	Freq	Level	Limit	Over	Read	Cable	Antenna	Preamp	A/Pos	T/Pos	Remark	Pol/Phase
	MHz	dBuV/m	dBuV/m	dB	dBuV	dB	dB/m	dB	cm	deg		
1	15869.94	57.70	74.00	-16.30	41.74	12.40	37.62	34.06	100	250	Peak	HORIZONTAL
2	15870.16	44.66	54.00	-9.34	28.70	12.40	37.62	34.06	100	250	Average	HORIZONTAL

Vertical

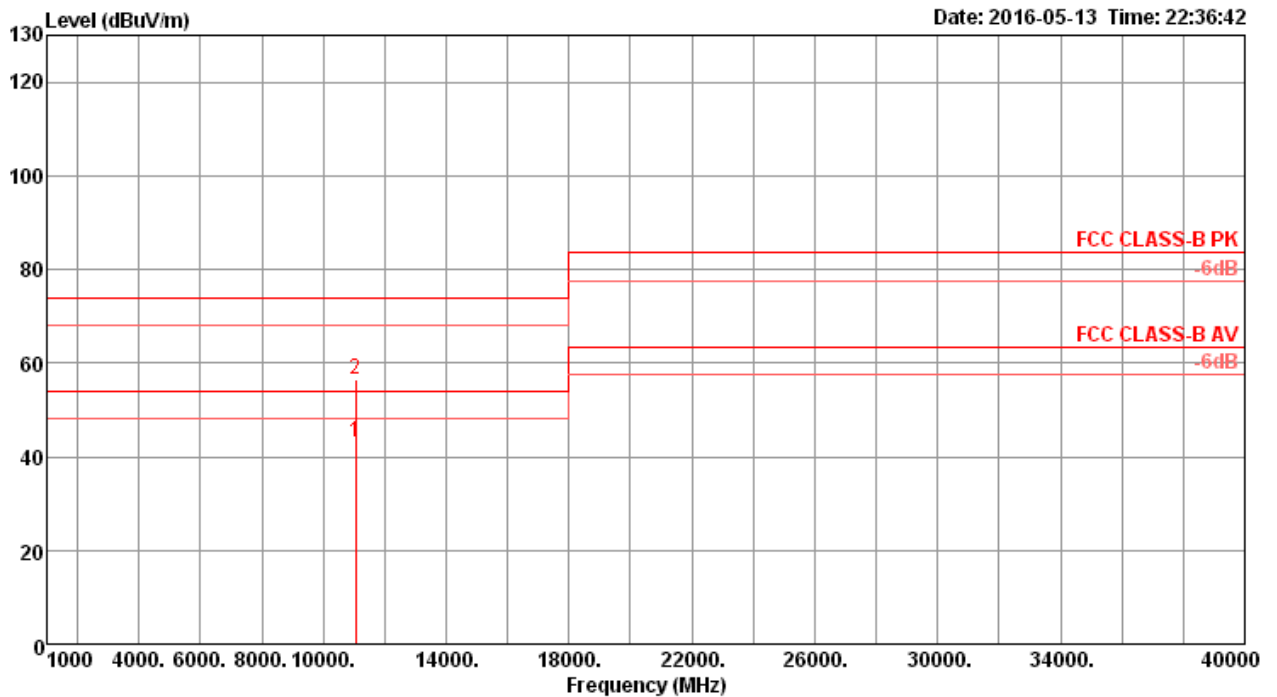


	Freq	Level	Limit Line	Over Limit	Read Level	CableAntenna Loss	Preamp Factor	A/Pos	T/Pos	Remark	PoI/Phase	
	MHz	dBuV/m	dBuV/m	dB	dBuV	dB	dB/m	dB	cm	deg		
1	15869.82	57.85	74.00	-16.15	41.89	12.40	37.62	34.06	100	131	Peak	VERTICAL
2	15869.97	44.73	54.00	-9.27	28.77	12.40	37.62	34.06	100	131	Average	VERTICAL



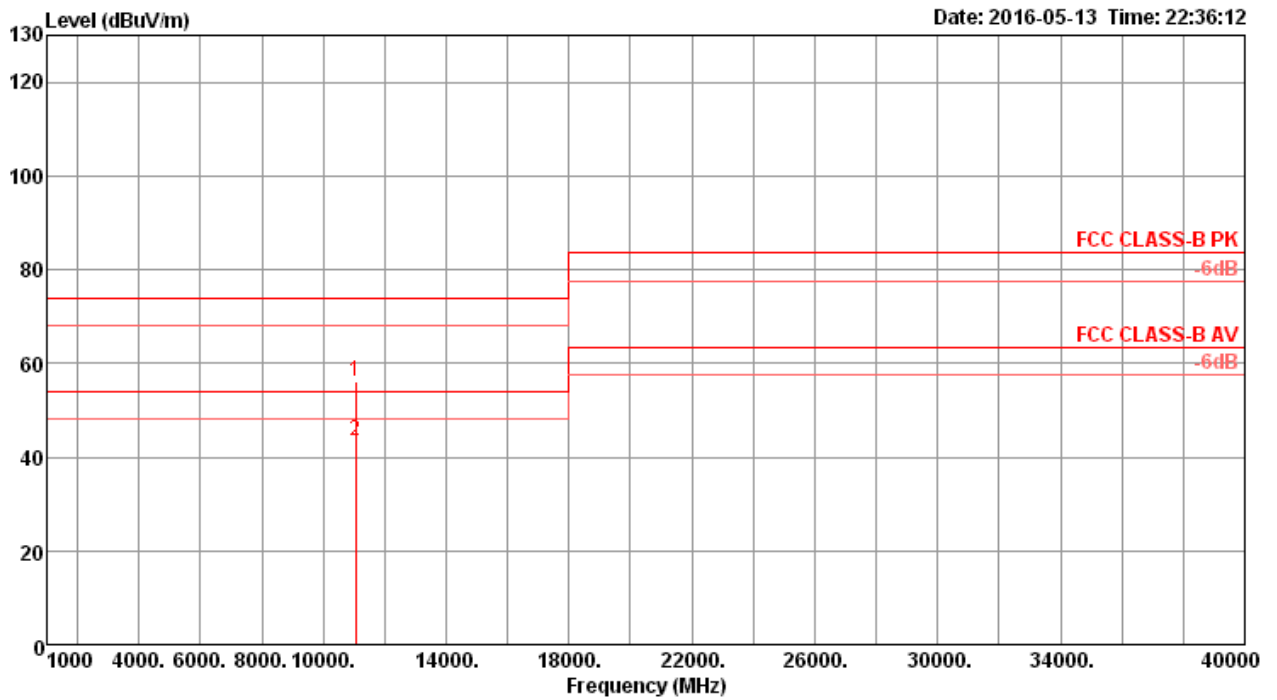
Temperature	22°C	Humidity	56%
Test Engineer	Peter Wu & Gary Chu	Configurations	IEEE 802.11ac MCS0/Nss4 VHT80 CH 106 / Chain 1 + Chain 2 + Chain 3 + Chain 4
Test Mode	Mode 4		

Horizontal



	Freq	Level	Limit	Over	Read	Cable	Antenna	Preamp	A/Pos	T/Pos	Remark	Pol/Phase
	MHz	dBuV/m	dBuV/m	dB	dBuV	dB	dB/m	dB	cm	deg		
1	11059.57	43.21	54.00	-10.79	27.56	10.58	38.45	33.38	100	218	Average	HORIZONTAL
2	11059.79	56.47	74.00	-17.53	40.82	10.58	38.45	33.38	100	218	Peak	HORIZONTAL

Vertical

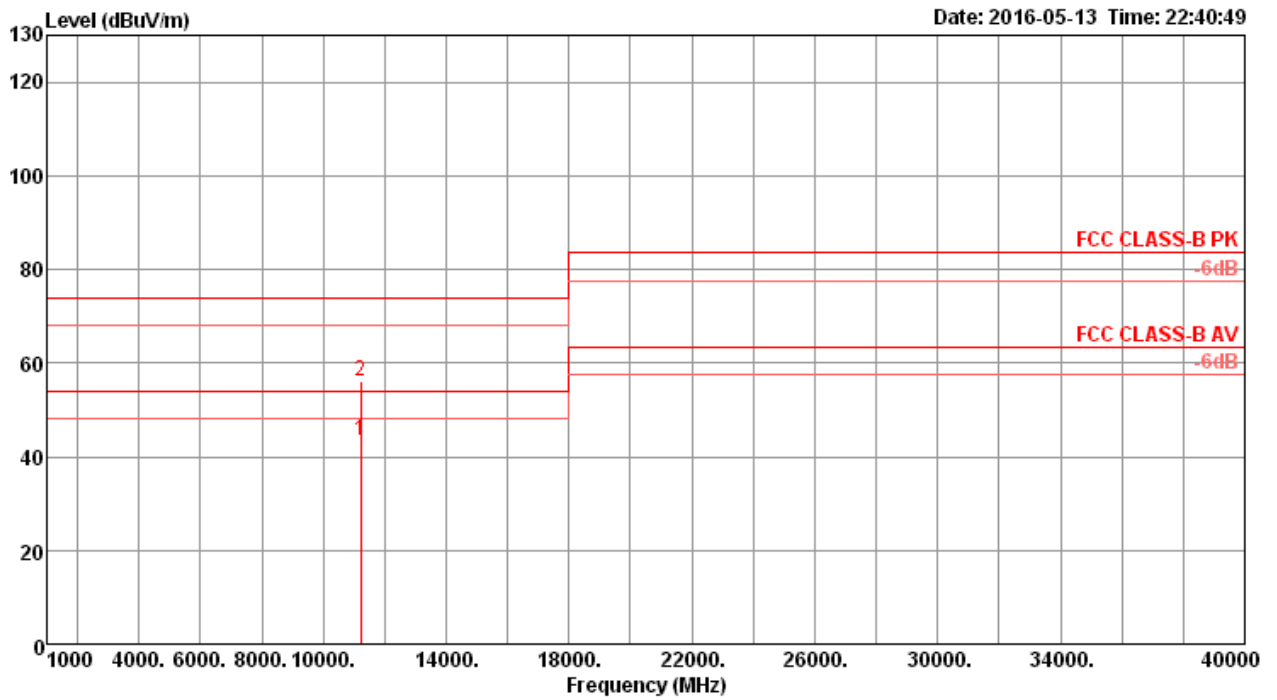


	Freq	Level	Limit Line	Over Limit	Read Level	CableAntenna Loss	Preamp Factor	A/Pos	T/Pos	Remark	PoI/Phase	
	MHz	dBuV/m	dBuV/m	dB	dBuV	dB	dB/m	dB	cm	deg		
1	11059.91	56.12	74.00	-17.88	40.47	10.58	38.45	33.38	100	163	Peak	VERTICAL
2	11060.10	43.32	54.00	-10.68	27.60	10.59	38.51	33.38	100	163	Average	VERTICAL



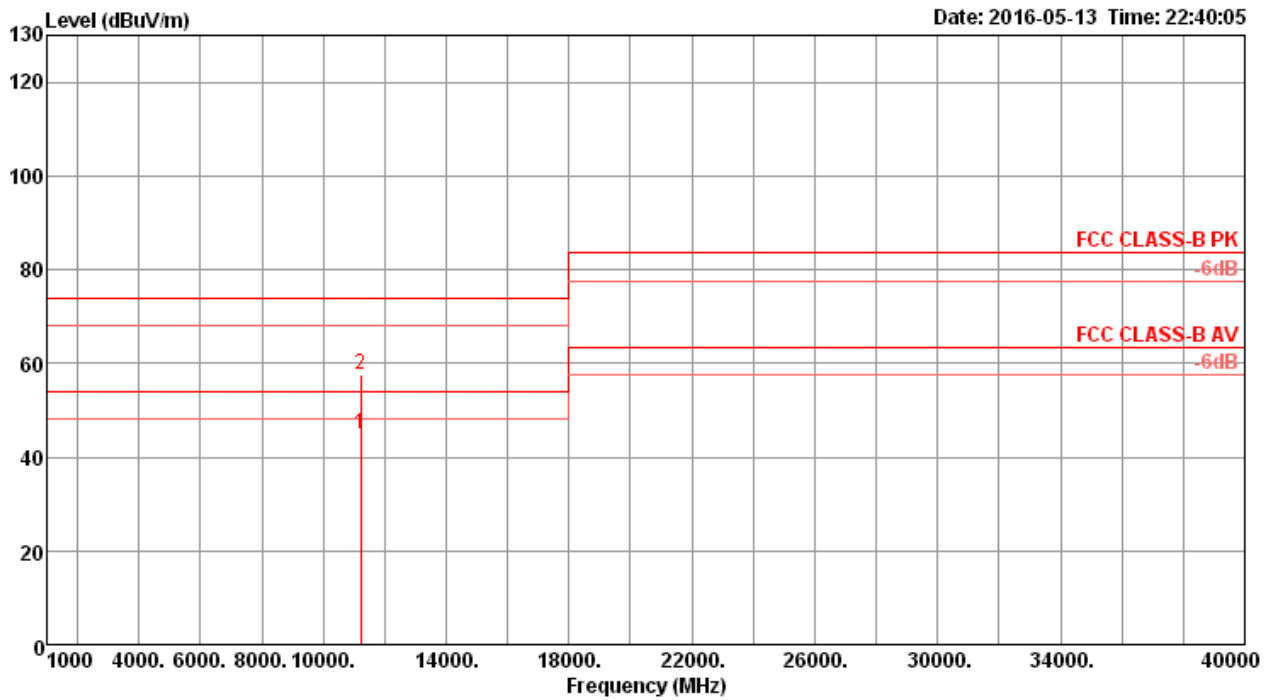
Temperature	22°C	Humidity	56%
Test Engineer	Peter Wu & Gary Chu	Configurations	IEEE 802.11ac MCS0/Nss4 VHT80 CH 122 / Chain 1 + Chain 2 + Chain 3 + Chain 4
Test Mode	Mode 4		

Horizontal



	Freq	Level	Limit Line	Over Limit	Read Level	Cable Loss	Antenna Factor	Preamp Factor	A/Pos	T/Pos	Remark	PoI/Phase
	MHz	dBuV/m	dBuV/m	dB	dBuV	dB	dB/m	dB	cm	deg		
1	11219.61	43.48	54.00	-10.52	27.53	10.61	38.72	33.38	132	120	Average	HORIZONTAL
2	11219.94	56.27	74.00	-17.73	40.32	10.61	38.72	33.38	132	120	Peak	HORIZONTAL

Vertical



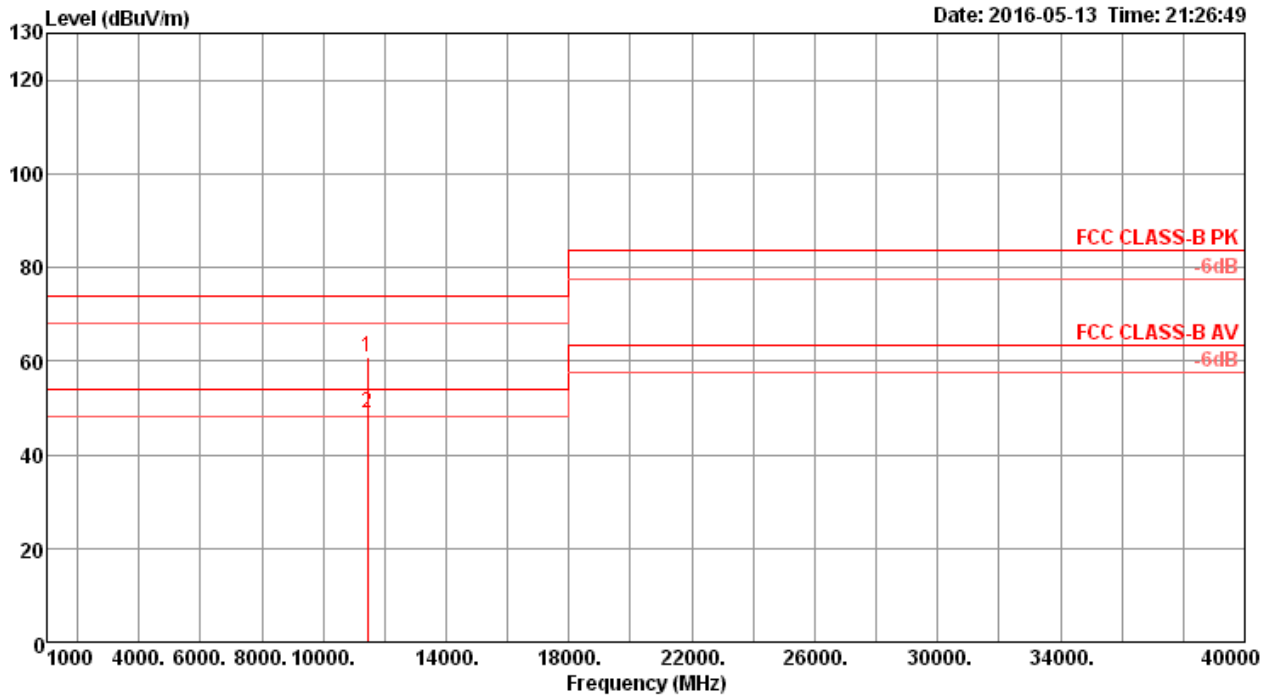
	Freq	Level	Limit Line	Over Limit	Read Level	CableAntenna Loss	Preamp Factor	Preamp Factor	A/Pos	T/Pos	Remark	PoI/Phase
	MHz	dBuV/m	dBuV/m	dB	dBuV	dB	dB/m	dB	cm	deg		
1	11220.13	44.89	54.00	-9.11	28.94	10.61	38.72	33.38	218	44	Average	VERTICAL
2	11220.17	57.55	74.00	-16.45	41.60	10.61	38.72	33.38	218	44	Peak	VERTICAL



Straddle Channel

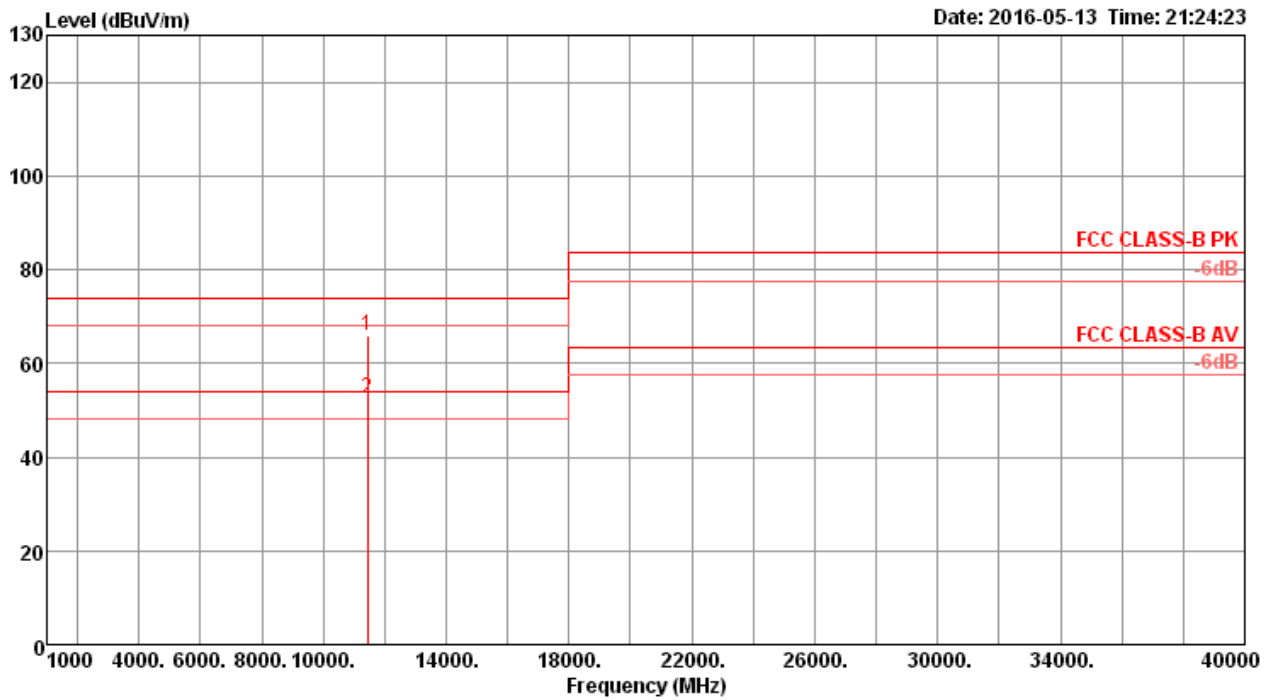
Temperature	22°C	Humidity	56%
Test Engineer	Peter Wu & Gary Chu	Configurations	IEEE 802.11ac MCS0/Nss4 VHT20 CH 144 / Chain 1 + Chain 2 + Chain 3 + Chain 4
Test Mode	Mode 4		

Horizontal



	Freq	Level	Limit Line	Over Limit	Read Level	Cable Loss	Antenna Factor	Preamp Factor	A/Pos	T/Pos	Remark	PoI/Phase
	MHz	dBuV/m	dBuV/m	dB	dBuV	dB	dB/m	dB	cm	deg		
1	11439.44	60.95	74.00	-13.05	44.58	10.65	39.09	33.37	106	29	Peak	HORIZONTAL
2	11440.24	48.88	54.00	-5.12	32.51	10.65	39.09	33.37	106	29	Average	HORIZONTAL

Vertical

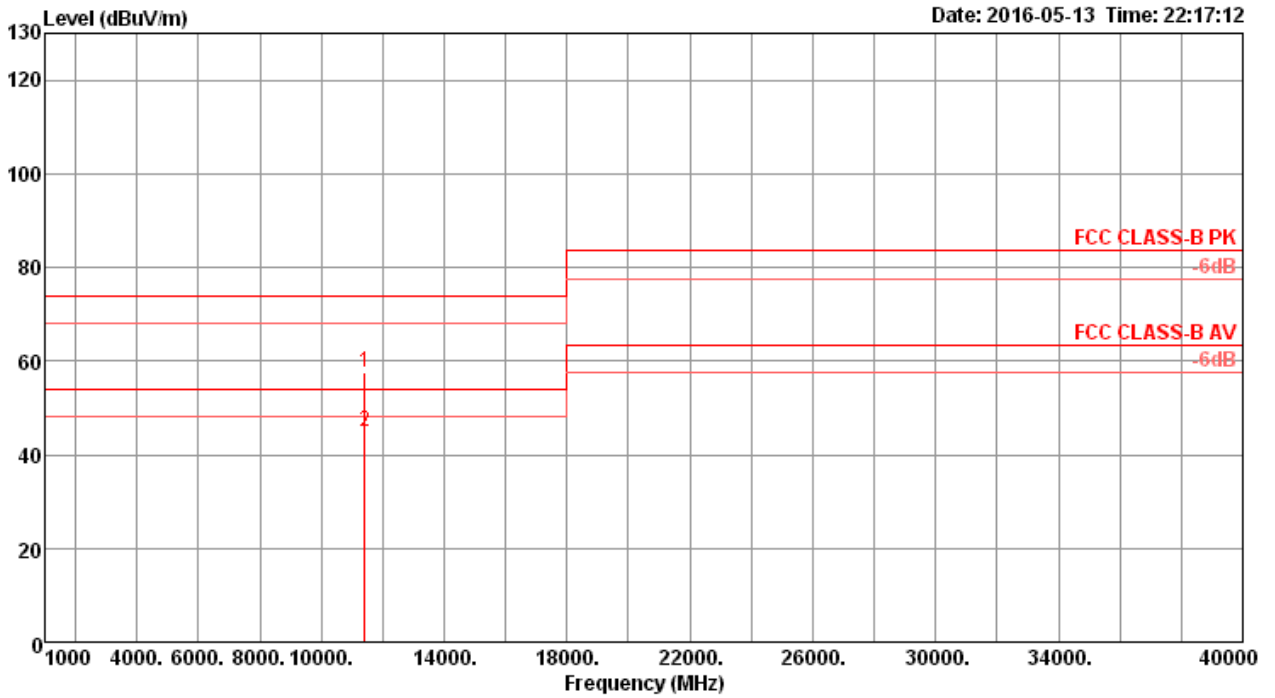


	Freq	Level	Limit Line	Over Limit	Read Level	CableAntenna Loss	Preamp Factor	A/Pos	T/Pos	Remark	PoI/Phase
	MHz	dBuV/m	dBuV/m	dB	dBuV	dB	dB/m	dB	cm	deg	
1	11431.11	65.90	74.00	-8.10	49.53	10.65	39.09	33.37	103	339 Peak	VERTICAL
2	11440.48	52.61	54.00	-1.39	36.24	10.65	39.09	33.37	103	339 Average	VERTICAL



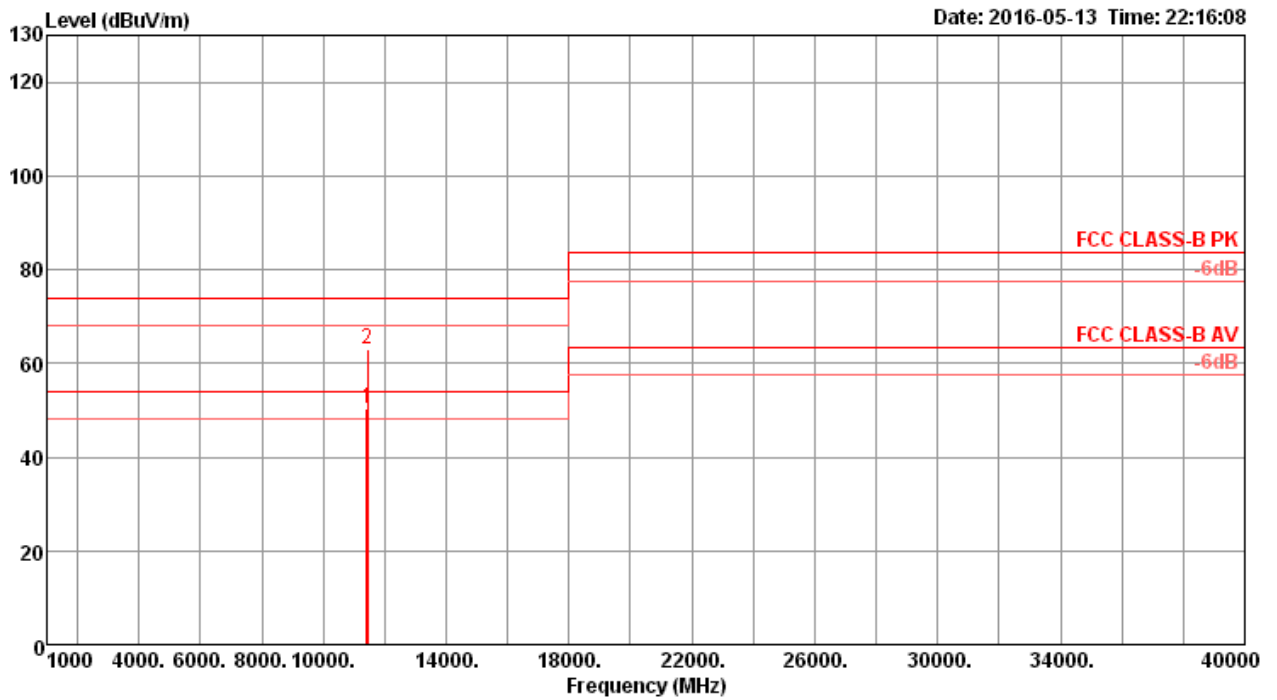
Temperature	22°C	Humidity	56%
Test Engineer	Peter Wu & Gary Chu	Configurations	IEEE 802.11ac MCS0/Nss4 VHT40 CH 142 / Chain 1 + Chain 2 + Chain 3 + Chain 4
Test Mode	Mode 4		

Horizontal



	Freq	Level	Limit Line	Over Limit	Read Level	Cable Loss	Antenna Factor	Preamp Factor	A/Pos	T/Pos	Remark	PoI/Phase
	MHz	dBuV/m	dBuV/m	dB	dBuV	dB	dB/m	dB	cm	deg		
1	11419.76	57.41	74.00	-16.59	41.04	10.65	39.09	33.37	123	105	Peak	HORIZONTAL
2	11420.11	44.83	54.00	-9.17	28.46	10.65	39.09	33.37	123	105	Average	HORIZONTAL

Vertical

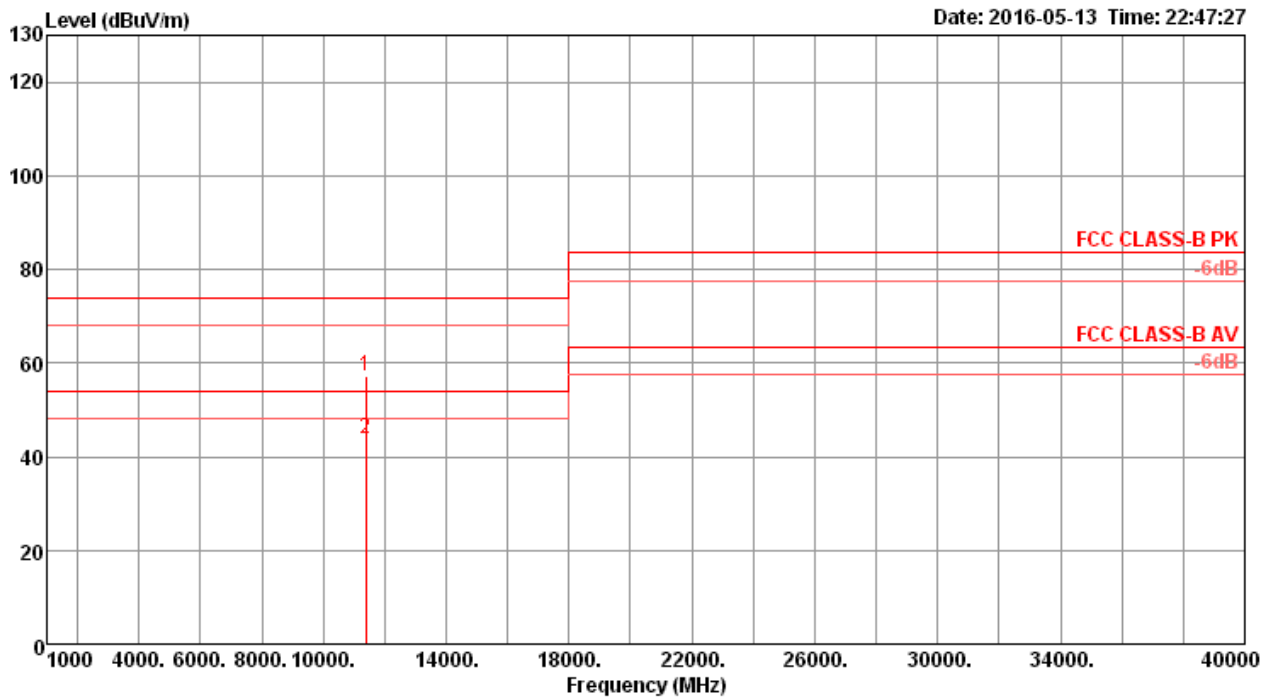


	Freq	Level	Limit	Over	Read	CableAntenna	Preamp	A/Pos	T/Pos	Remark	PoI/Phase	
	MHz	dBuV/m	dBuV/m	dB	dBuV	dB	dB/m	dB	cm	deg		
1	11421.84	50.31	54.00	-3.69	33.94	10.65	39.09	33.37	102	340	Average	VERTICAL
2	11431.38	62.95	74.00	-11.05	46.58	10.65	39.09	33.37	102	340	Peak	VERTICAL



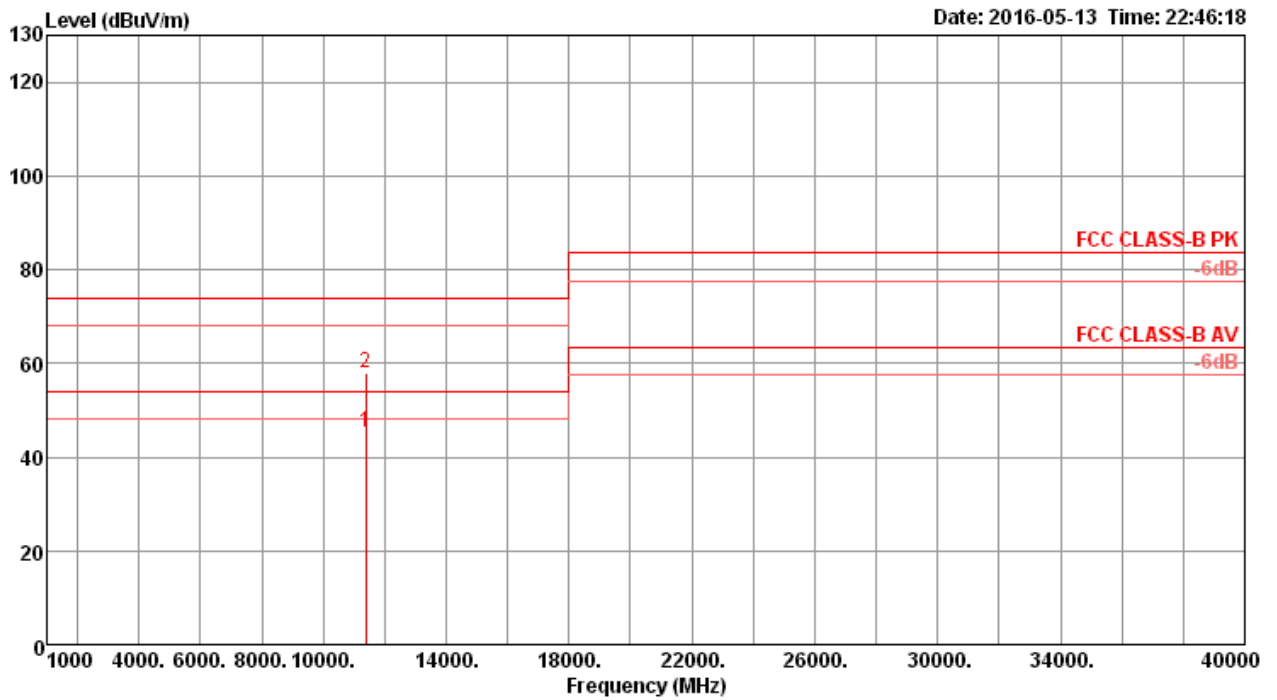
Temperature	22°C	Humidity	56%
Test Engineer	Peter Wu & Gary Chu	Configurations	IEEE 802.11ac MCS0/Nss4 VHT80 CH 138 / Chain 1 + Chain 2 + Chain 3 + Chain 4
Test Mode	Mode 4		

Horizontal



	Freq	Level	Limit Line	Over Limit	Read Level	Cable Loss	Antenna Factor	Preamp Factor	A/Pos	T/Pos	Remark	PoI/Phase
	MHz	dBuV/m	dBuV/m	dB	dBuV	dB	dB/m	dB	cm	deg		
1	11380.29	57.05	74.00	-16.95	40.79	10.64	38.99	33.37	132	117	Peak	HORIZONTAL
2	11380.49	43.75	54.00	-10.25	27.49	10.64	38.99	33.37	132	117	Average	HORIZONTAL

Vertical

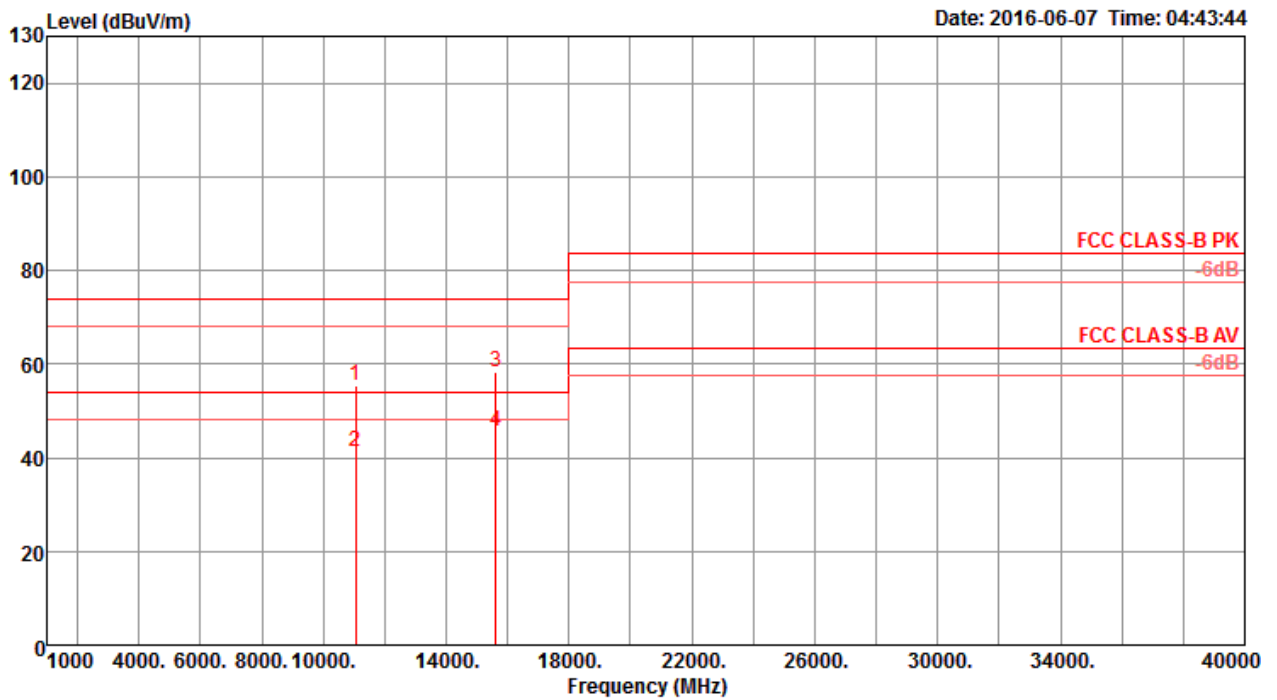


	Freq	Level	Limit Line	Over Limit	Read Level	CableAntenna Loss	Preamp Factor	Preamp Factor	A/Pos	T/Pos	Remark	PoI/Phase
	MHz	dBuV/m	dBuV/m	dB	dBuV	dB	dB/m	dB	cm	deg		
1	11379.54	45.18	54.00	-8.82	28.92	10.64	38.99	33.37	135	55	Average	VERTICAL
2	11379.60	58.11	74.00	-15.89	41.85	10.64	38.99	33.37	135	55	Peak	VERTICAL

802.11ac MCS0/Nss2 VHT80+80

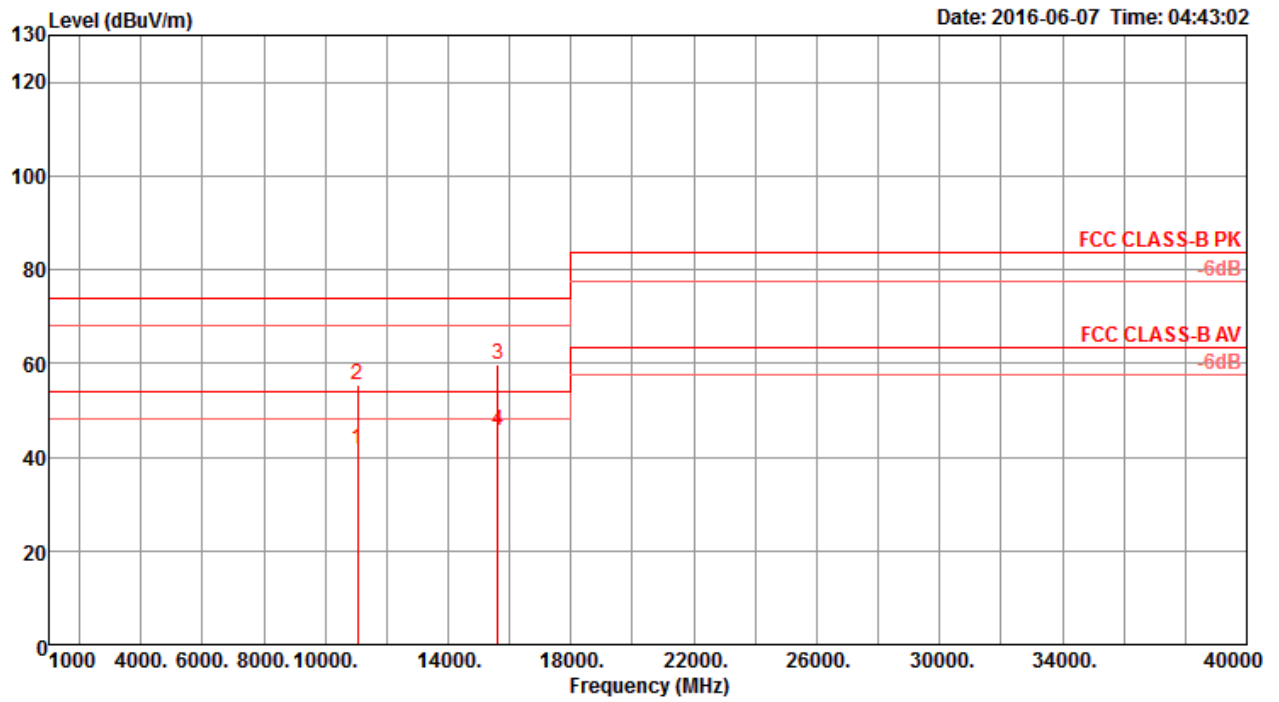
Temperature	22°C	Humidity	56%
Test Engineer	Peter Wu & Gary Chu	Configurations	IEEE 802.11ac MCS0/Nss2 VHT80+80 Type 1 / CH 42+106 / Chain 1 + Chain 2 + Chain 3 + Chain 4
Test Mode	Mode 4		

Horizontal



	Freq	Level	Limit	Over	Read	Cable	Antenna	Preamp	A/Pos	T/Pos	Remark	Pol/Phase
	MHz	dBuV/m	dBuV/m	dB	dBuV	dB	dB/m	dB	cm	deg		
1	11060.03	55.47	74.00	-18.53	41.95	9.68	38.50	34.66	194	109	Peak	HORIZONTAL
2	11061.45	41.39	54.00	-12.61	27.88	9.67	38.50	34.66	194	109	Average	HORIZONTAL
3	15628.86	58.36	74.00	-15.64	43.55	11.25	38.29	34.73	180	38	Peak	HORIZONTAL
4	15630.41	45.56	54.00	-8.44	30.75	11.25	38.29	34.73	180	38	Average	HORIZONTAL

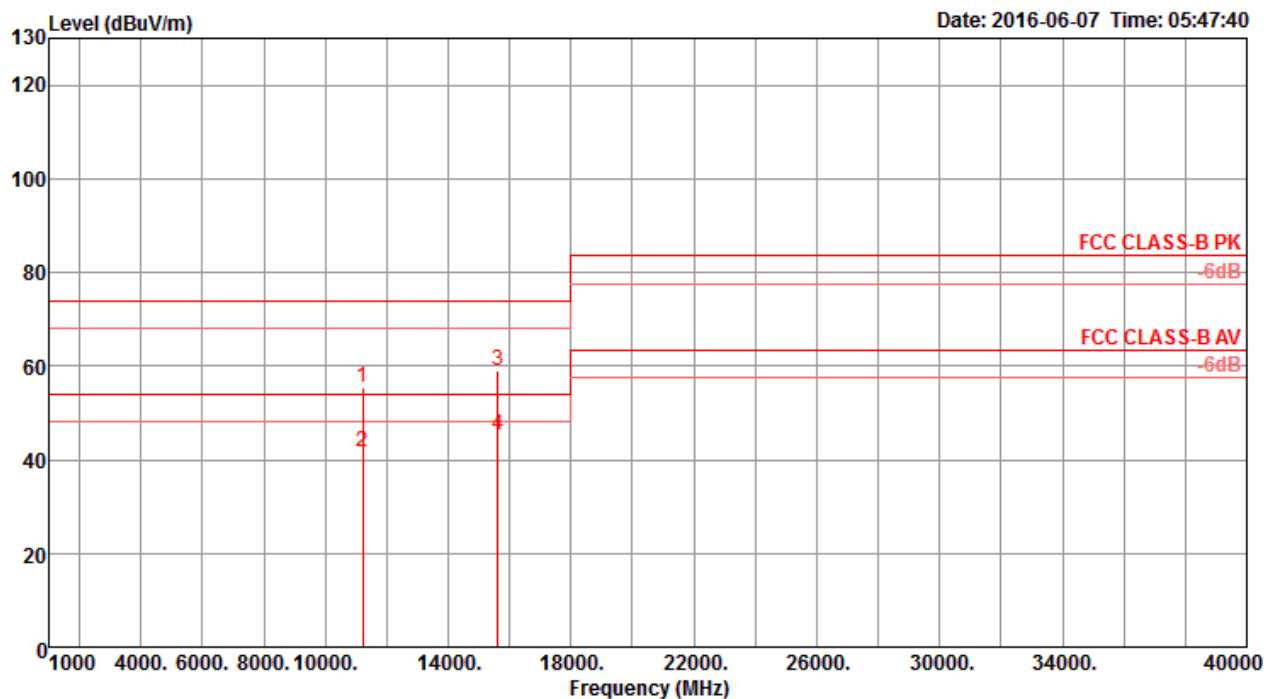
Vertical



	Freq	Level	Limit	Over	Read	CableAntenna	Preamp	A/Pos	T/Pos	Remark	Pol/Phase
	MHz	dBuV/m	dBuV/m	dB	dBuV	dB	dB/m	dB	cm	deg	
1	11061.25	41.58	54.00	-12.42	28.07	9.67	38.50	34.66	172	53 Average	VERTICAL
2	11061.79	55.29	74.00	-18.71	41.78	9.67	38.50	34.66	172	53 Peak	VERTICAL
3	15630.53	59.59	74.00	-14.41	44.78	11.25	38.29	34.73	183	4 Peak	VERTICAL
4	15631.08	45.65	54.00	-8.35	30.84	11.25	38.29	34.73	183	4 Average	VERTICAL

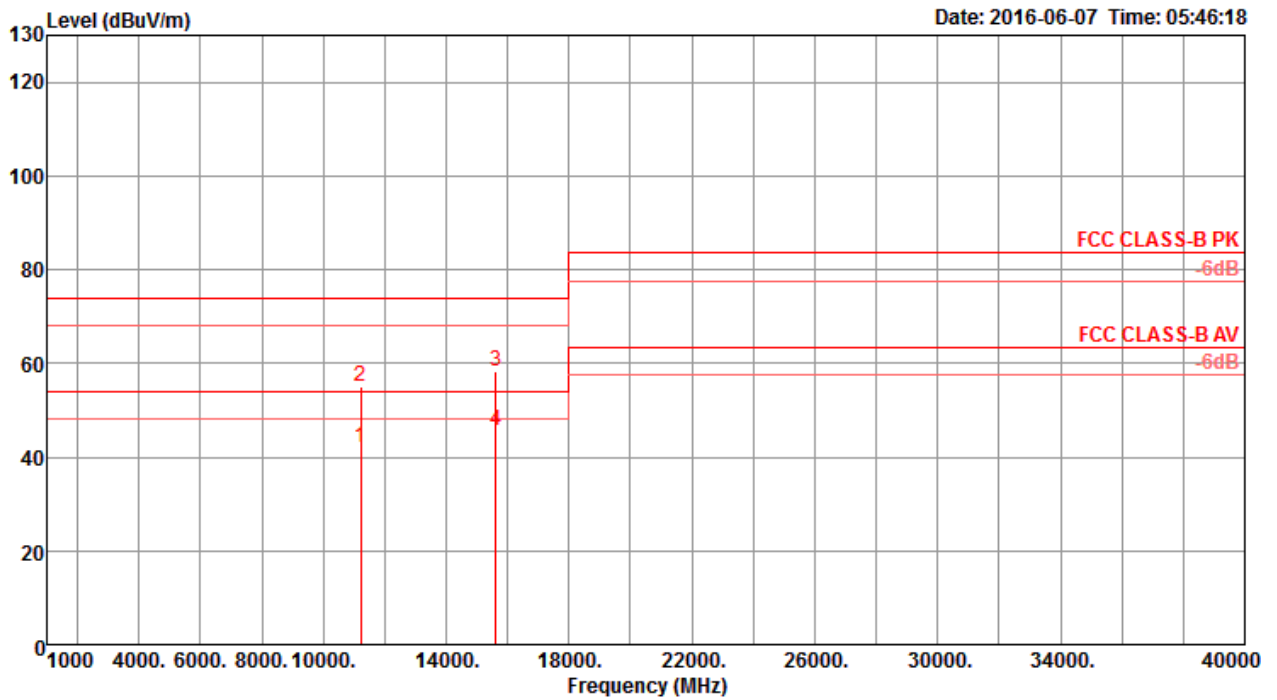
Temperature	22°C	Humidity	56%
Test Engineer	Peter Wu & Gary Chu	Configurations	IEEE 802.11ac MCS0/Nss2 VHT80+80 Type 2 / CH 42+122 / Chain 1 + Chain 2 + Chain 3 + Chain 4
Test Mode	Mode 4		

Horizontal



	Freq	Level	Limit	Over	Read	Cable	Antenna	Preamp	A/Pos	T/Pos	Remark	Pol/Phase
	MHz	dBuV/m	dBuV/m	dB	dBuV	dB	dB/m	dB	cm	deg		
1	11218.06	55.38	74.00	-18.62	41.86	9.66	38.50	34.64	170	16	Peak	HORIZONTAL
2	11221.79	41.63	54.00	-12.37	28.12	9.65	38.50	34.64	170	16	Average	HORIZONTAL
3	15627.54	59.01	74.00	-14.99	44.20	11.25	38.29	34.73	148	2	Peak	HORIZONTAL
4	15628.03	45.34	54.00	-8.66	30.53	11.25	38.29	34.73	148	2	Average	HORIZONTAL

Vertical

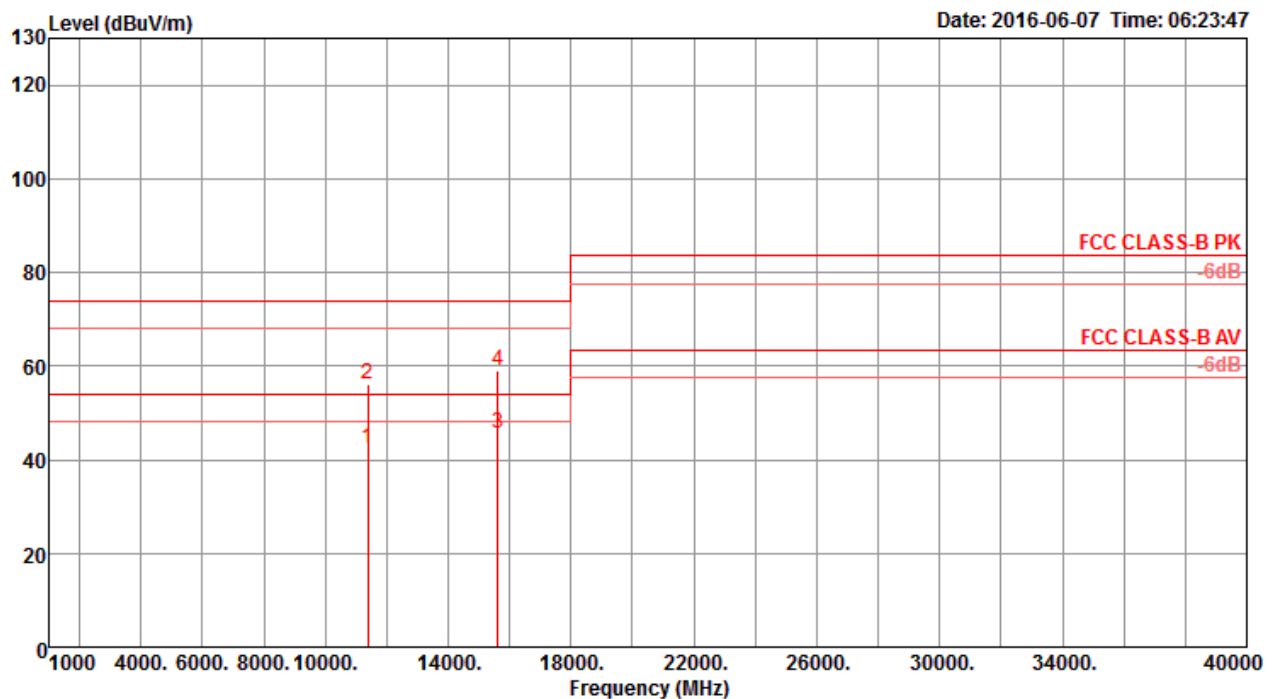


	Freq	Level	Limit	Over	Read	CableAntenna	Preamp	A/Pos	T/Pos	Remark	Pol/Phase	
	MHz	dBuV/m	dBuV/m	dB	dBuV	dB	dB/m	dB	cm	deg		
1	11218.11	41.89	54.00	-12.11	28.37	9.66	38.50	34.64	173	357	Average	VERTICAL
2	11219.54	55.01	74.00	-18.99	41.49	9.66	38.50	34.64	173	357	Peak	VERTICAL
3	15629.93	58.41	74.00	-15.59	43.60	11.25	38.29	34.73	186	10	Peak	VERTICAL
4	15630.42	45.47	54.00	-8.53	30.66	11.25	38.29	34.73	186	10	Average	VERTICAL



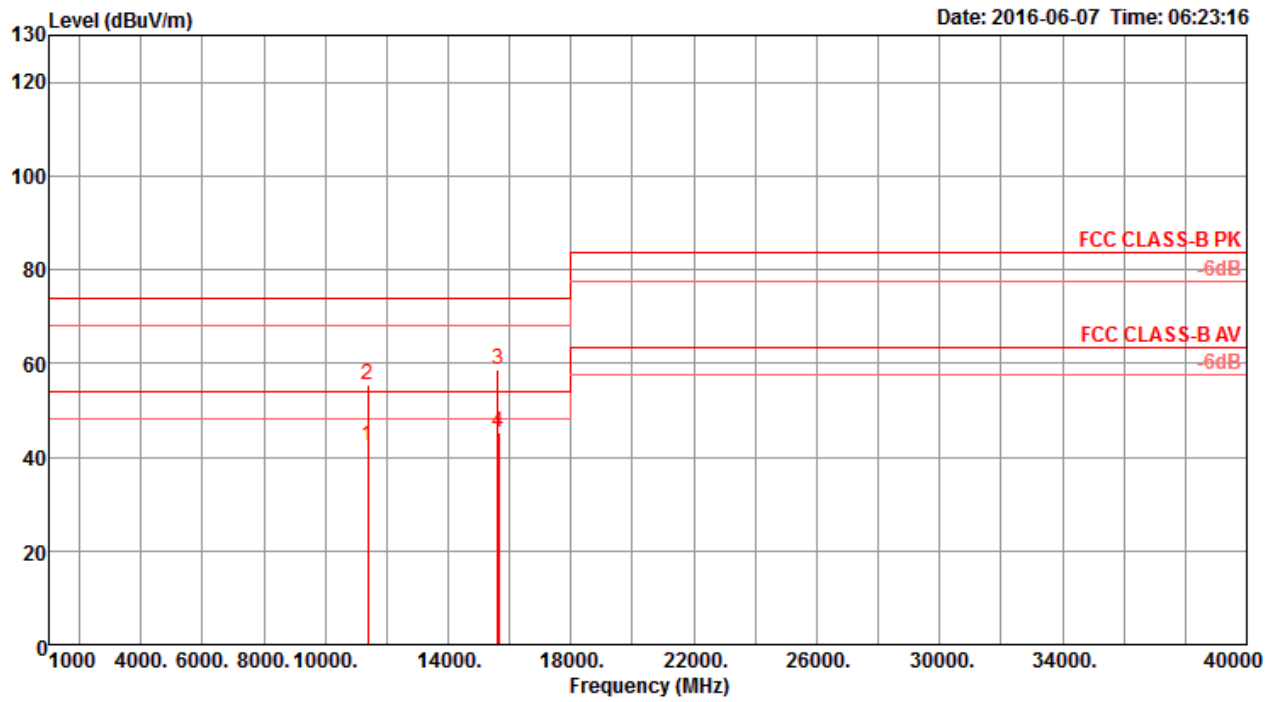
Temperature	22°C	Humidity	56%
Test Engineer	Peter Wu & Gary Chu	Configurations	IEEE 802.11ac MCS0/Nss2 VHT80+80 Type 3 / CH 42+138 / Chain 1 + Chain 2 + Chain 3 + Chain 4
Test Mode	Mode 4		

Horizontal



	Freq	Level	Limit	Over	Read	Cable	Antenna	Preamp	A/Pos	T/Pos	Remark	Pol/Phase
	MHz	dBuV/m	dBuV/m	dB	dBuV	dB	dB/m	dB	cm	deg		
1	11378.85	42.21	54.00	-11.79	28.71	9.63	38.50	34.63	168	50	Average	HORIZONTAL
2	11382.37	56.09	74.00	-17.91	42.59	9.63	38.50	34.63	168	50	Peak	HORIZONTAL
3	15628.39	45.48	54.00	-8.52	30.67	11.25	38.29	34.73	158	17	Average	HORIZONTAL
4	15630.69	58.86	74.00	-15.14	44.05	11.25	38.29	34.73	158	17	Peak	HORIZONTAL

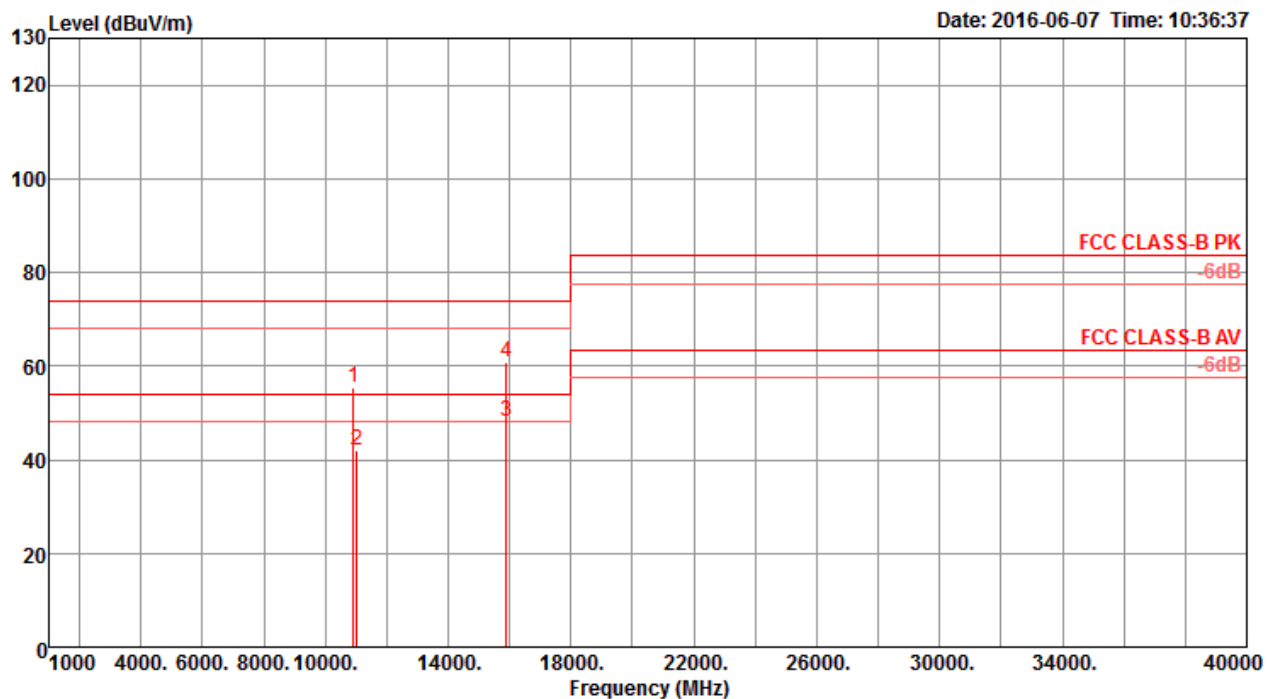
Vertical



	Freq	Level	Limit	Over	Read	CableAntenna	Preamp	A/Pos	T/Pos	Remark	Pol/Phase
	MHz	dBuV/m	dBuV/m	dB	dBuV	dB	dB/m	dB	cm	deg	
1	11379.22	42.19	54.00	-11.81	28.69	9.63	38.50	34.63	172	29 Average	VERTICAL
2	11379.80	55.53	74.00	-18.47	42.03	9.63	38.50	34.63	172	29 Peak	VERTICAL
3	15628.33	58.78	74.00	-15.22	43.97	11.25	38.29	34.73	173	0 Peak	VERTICAL
4	15632.08	45.33	54.00	-8.67	30.52	11.25	38.29	34.73	173	0 Average	VERTICAL

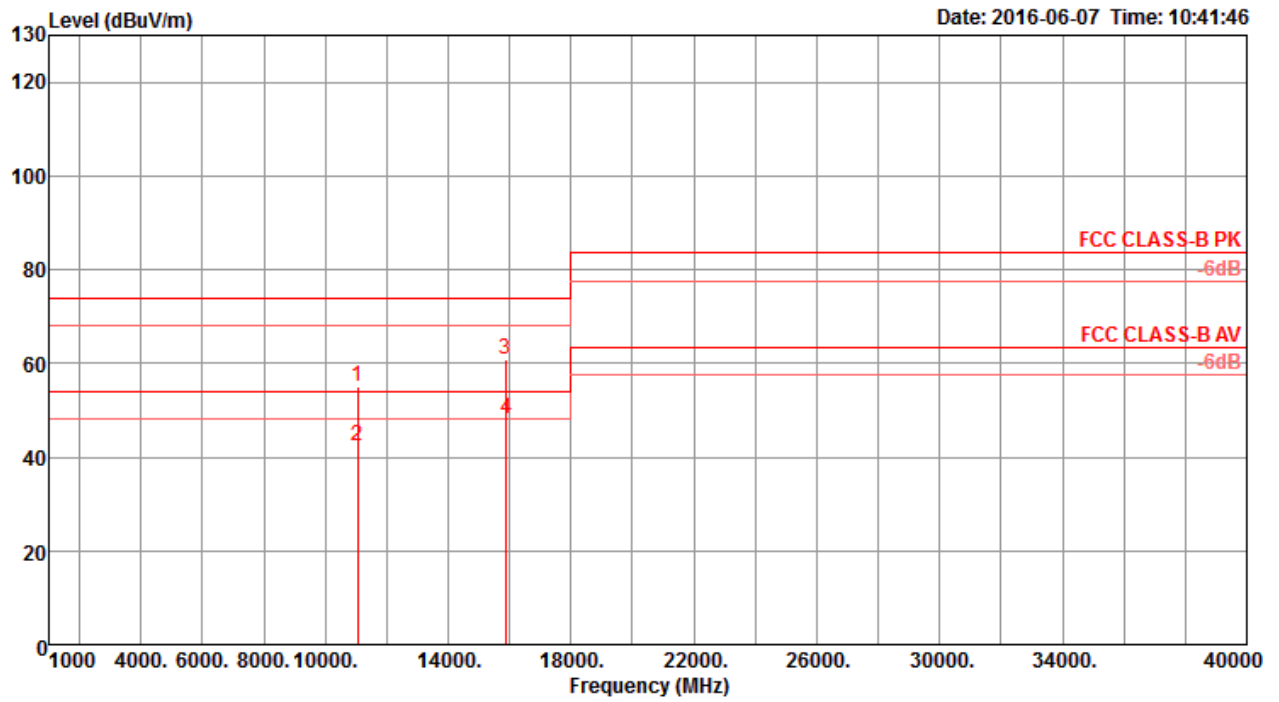
Temperature	22°C	Humidity	56%
Test Engineer	Peter Wu & Gary Chu	Configurations	IEEE 802.11ac MCS0/Nss2 VHT80+80 Type 4 / CH 58+106 / Chain 1 + Chain 2 + Chain 3 + Chain 4
Test Mode	Mode 4		

Horizontal



	Freq	Level	Limit	Over	Read	Cable	Antenna	Preamp	A/Pos	T/Pos	Remark	Pol/Phase
	MHz	dBuV/m	dBuV/m	dB	dBuV	dB	dB/m	dB	cm	deg		
1	10907.20	55.32	74.00	-18.68	41.86	9.69	38.50	34.73	306	354	Peak	HORIZONTAL
2	11033.28	42.14	54.00	-11.86	28.62	9.68	38.50	34.66	306	354	Average	HORIZONTAL
3	15891.28	48.11	54.00	-5.89	33.06	11.32	38.67	34.94	258	358	Average	HORIZONTAL
4	15894.00	60.97	74.00	-13.03	45.92	11.32	38.67	34.94	258	358	Peak	HORIZONTAL

Vertical

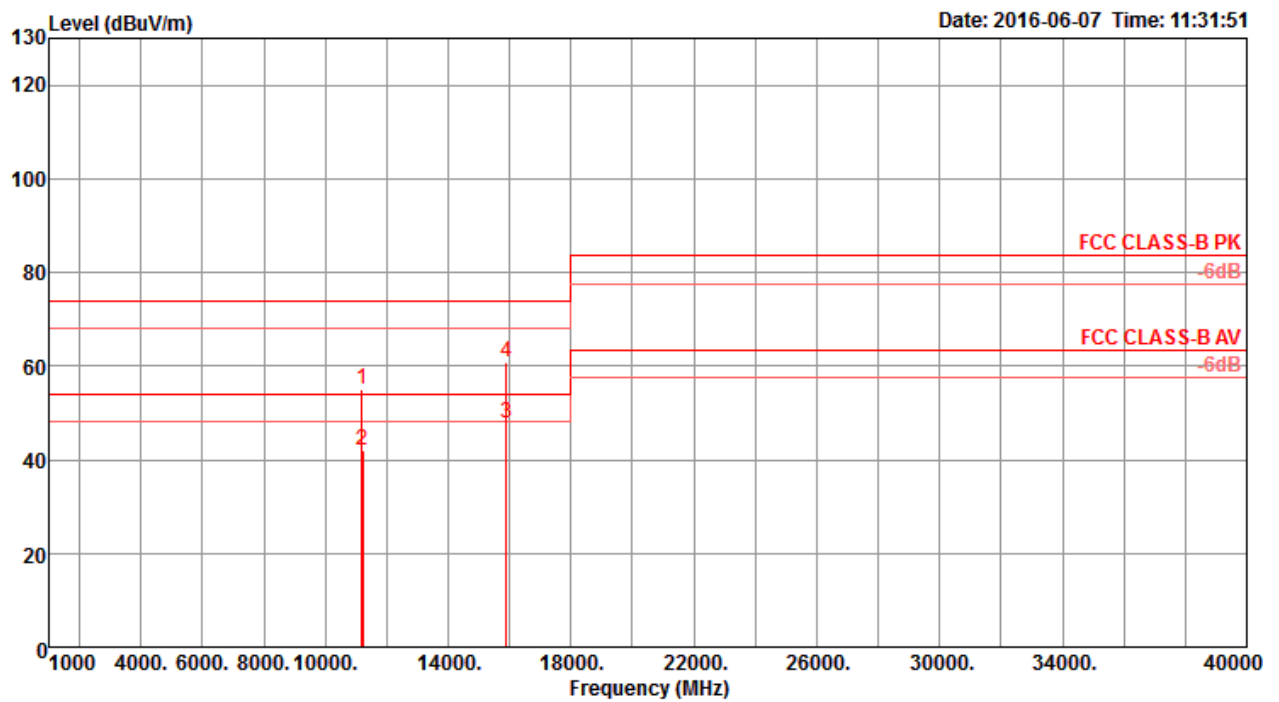


	Freq	Level	Limit	Over	Read	CableAntenna	Preamp	A/Pos	T/Pos	Remark	Pol/Phase	
	MHz	dBuV/m	dBuV/m	dB	dBuV	dB	dB/m	dB	cm	deg		
1	11065.92	55.08	74.00	-18.92	41.56	9.67	38.50	34.65	173	354	Peak	VERTICAL
2	11066.56	42.36	54.00	-11.64	28.84	9.67	38.50	34.65	173	354	Average	VERTICAL
3	15871.92	61.00	74.00	-13.00	46.02	11.31	38.61	34.94	177	357	Peak	VERTICAL
4	15888.72	48.14	54.00	-5.86	33.09	11.32	38.67	34.94	177	357	Average	VERTICAL



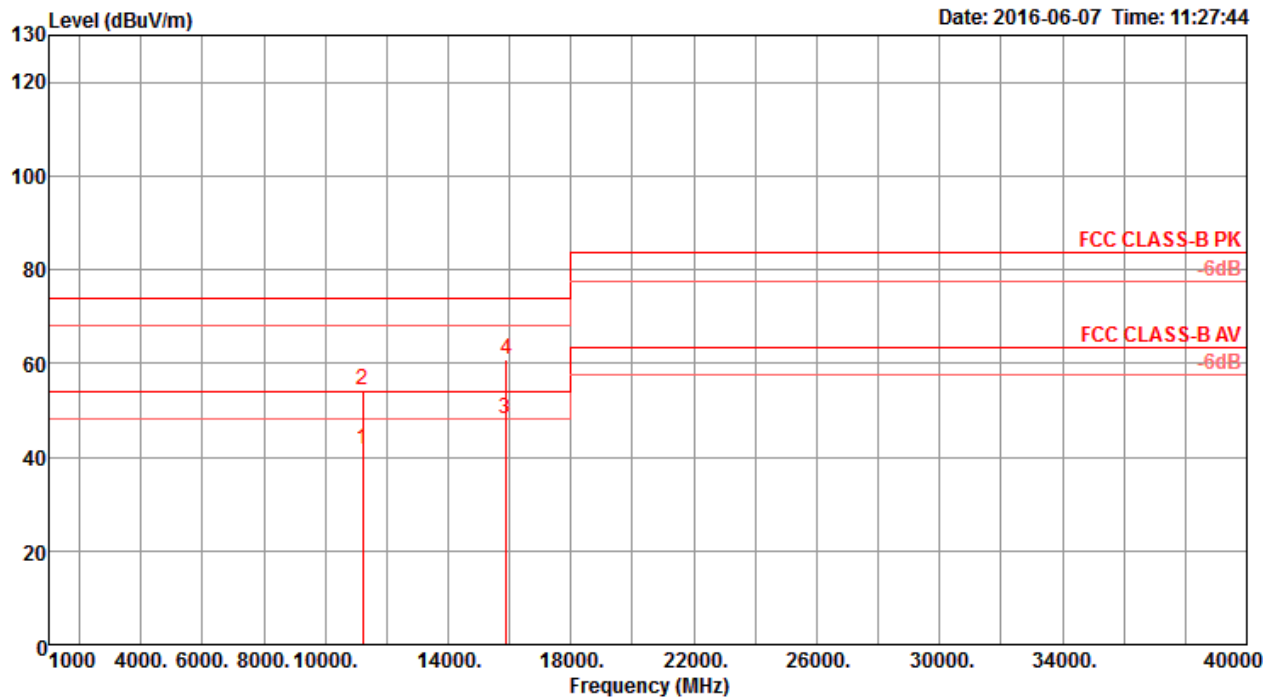
Temperature	22°C	Humidity	56%
Test Engineer	Peter Wu & Gary Chu	Configurations	IEEE 802.11ac MCS0/Nss2 VHT80+80 Type 5 / CH 58+122 / Chain 1 + Chain 2 + Chain 3 + Chain 4
Test Mode	Mode 4		

Horizontal



	Freq	Level	Limit	Over	Read	Cable	Antenna	Preamp	A/Pos	T/Pos	Remark	Pol/Phase
	MHz	dBuV/m	dBuV/m	dB	dBuV	dB	dB/m	dB	cm	deg		
1	11205.28	55.16	74.00	-18.84	41.64	9.66	38.50	34.64	110	2	Peak	HORIZONTAL
2	11218.96	42.11	54.00	-11.89	28.59	9.66	38.50	34.64	110	2	Average	HORIZONTAL
3	15881.20	47.89	54.00	-6.11	32.84	11.32	38.67	34.94	210	280	Average	HORIZONTAL
4	15889.60	60.79	74.00	-13.21	45.74	11.32	38.67	34.94	210	280	Peak	HORIZONTAL

Vertical

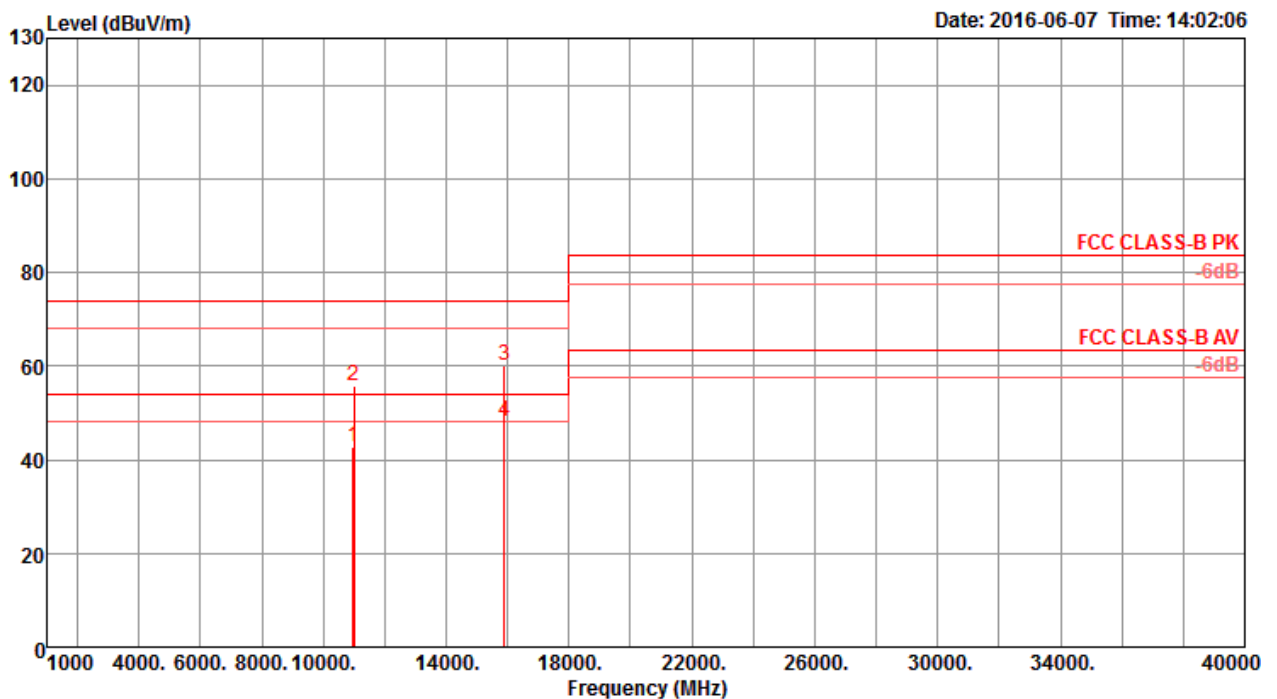


	Freq	Level	Limit	Over	Read	CableAntenna	Preamp	A/Pos	T/Pos	Remark	Pol/Phase	
	MHz	dBuV/m	dBuV/m	dB	dBuV	dB	dB/m	dB	cm	deg		
1	11227.76	41.71	54.00	-12.29	28.20	9.65	38.50	34.64	135	196	Average	VERTICAL
2	11228.80	54.25	74.00	-19.75	40.74	9.65	38.50	34.64	135	196	Peak	VERTICAL
3	15879.36	48.19	54.00	-5.81	33.14	11.32	38.67	34.94	280	176	Average	VERTICAL
4	15883.44	60.68	74.00	-13.32	45.63	11.32	38.67	34.94	280	176	Peak	VERTICAL



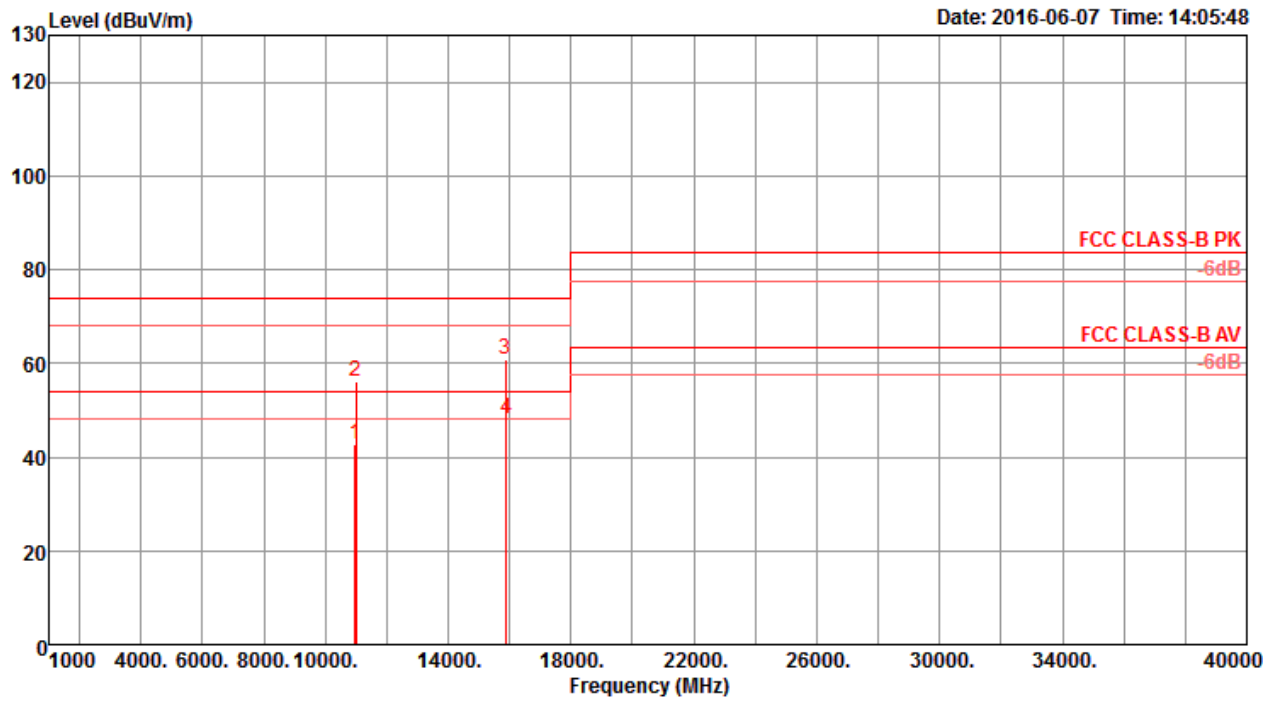
Temperature	22°C	Humidity	56%
Test Engineer	Peter Wu & Gary Chu	Configurations	IEEE 802.11ac MCS0/Nss2 VHT80+80 Type 6 / CH 58+138 / Chain 1 + Chain 2 + Chain 3 + Chain 4
Test Mode	Mode 4		

Horizontal



	Freq	Level	Limit	Over	Read	Cable	Antenna	Preamp	A/Pos	T/Pos	Remark	Pol/Phase
	MHz	dBuV/m	dBuV/m	dB	dBuV	dB	dB/m	dB	cm	deg		
1	10968.80	42.70	54.00	-11.30	29.19	9.69	38.50	34.68	240	354	Average	HORIZONTAL
2	10999.20	55.78	74.00	-18.22	42.26	9.68	38.50	34.66	240	354	Peak	HORIZONTAL
3	15891.44	60.03	74.00	-13.97	44.98	11.32	38.67	34.94	212	357	Peak	HORIZONTAL
4	15899.12	48.25	54.00	-5.75	33.20	11.32	38.67	34.94	212	357	Average	HORIZONTAL

Vertical

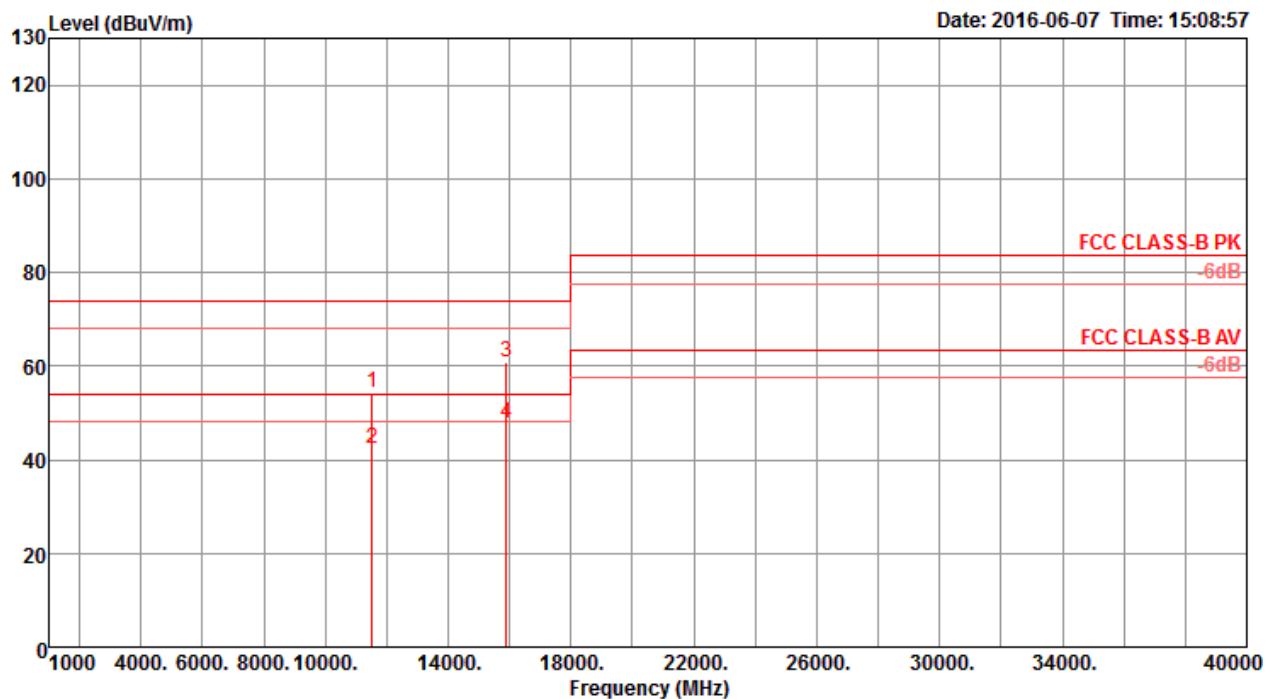


	Freq	Level	Limit	Over	Read	CableAntenna	Preamp	A/Pos	T/Pos	Remark	Pol/Phase	
	MHz	dBuV/m	dBuV/m	dB	dBuV	dB	dB/m	dB	cm	deg		
1	10961.28	42.67	54.00	-11.33	29.16	9.69	38.50	34.68	195	50	Average	VERTICAL
2	10995.68	55.97	74.00	-18.03	42.44	9.69	38.50	34.66	195	50	Peak	VERTICAL
3	15857.68	60.95	74.00	-13.05	45.92	11.31	38.61	34.89	123	358	Peak	VERTICAL
4	15894.32	48.27	54.00	-5.73	33.22	11.32	38.67	34.94	123	358	Average	VERTICAL



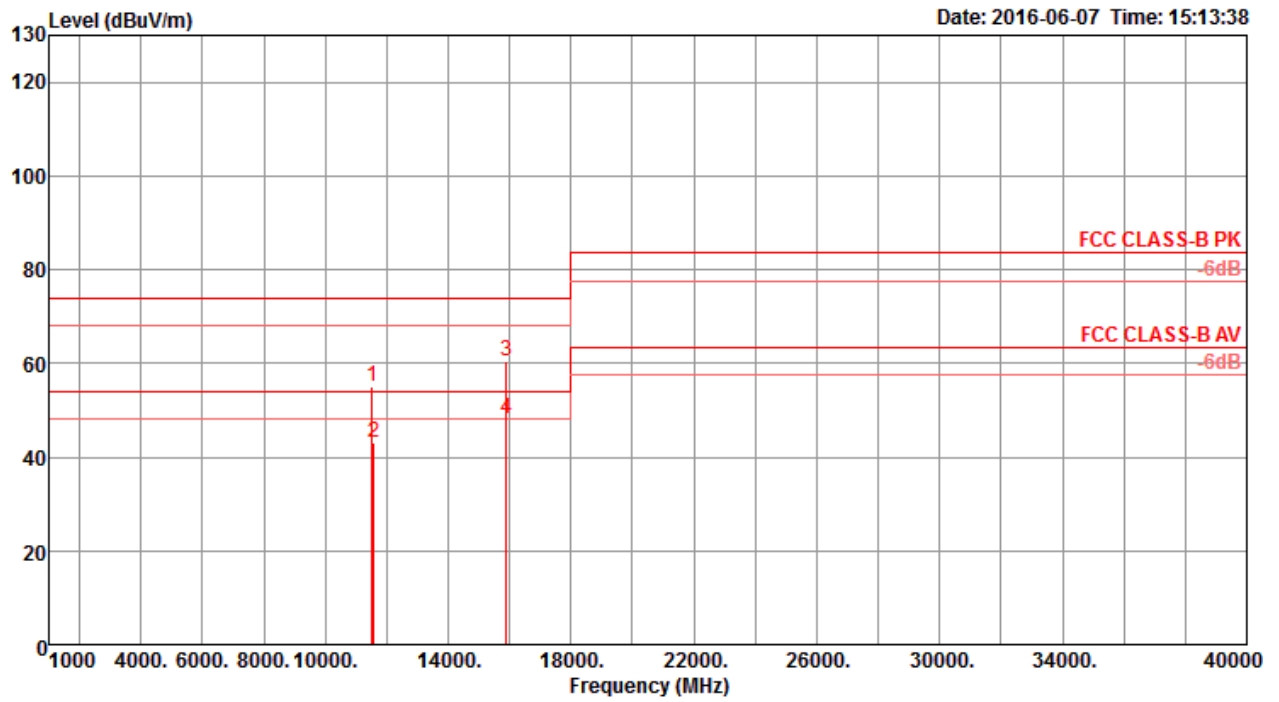
Temperature	22°C	Humidity	56%
Test Engineer	Peter Wu & Gary Chu	Configurations	IEEE 802.11ac MCS0/Nss2 VHT80+80 Type 7 / CH 58+155 / Chain 1 + Chain 2 + Chain 3 + Chain 4
Test Mode	Mode 4		

Horizontal



	Freq	Level	Limit	Over	Read	Cable	Antenna	Preamp	A/Pos	T/Pos	Remark	Pol/Phase
	MHz	dBuV/m	dBuV/m	dB	dBuV	dB	dB/m	dB	cm	deg		
1	11519.76	54.18	74.00	-19.82	40.69	9.61	38.51	34.63	203	90	Peak	HORIZONTAL
2	11527.12	42.36	54.00	-11.64	28.87	9.61	38.51	34.63	203	90	Average	HORIZONTAL
3	15883.44	60.66	74.00	-13.34	45.61	11.32	38.67	34.94	223	357	Peak	HORIZONTAL
4	15890.16	47.87	54.00	-6.13	32.82	11.32	38.67	34.94	223	357	Average	HORIZONTAL

Vertical

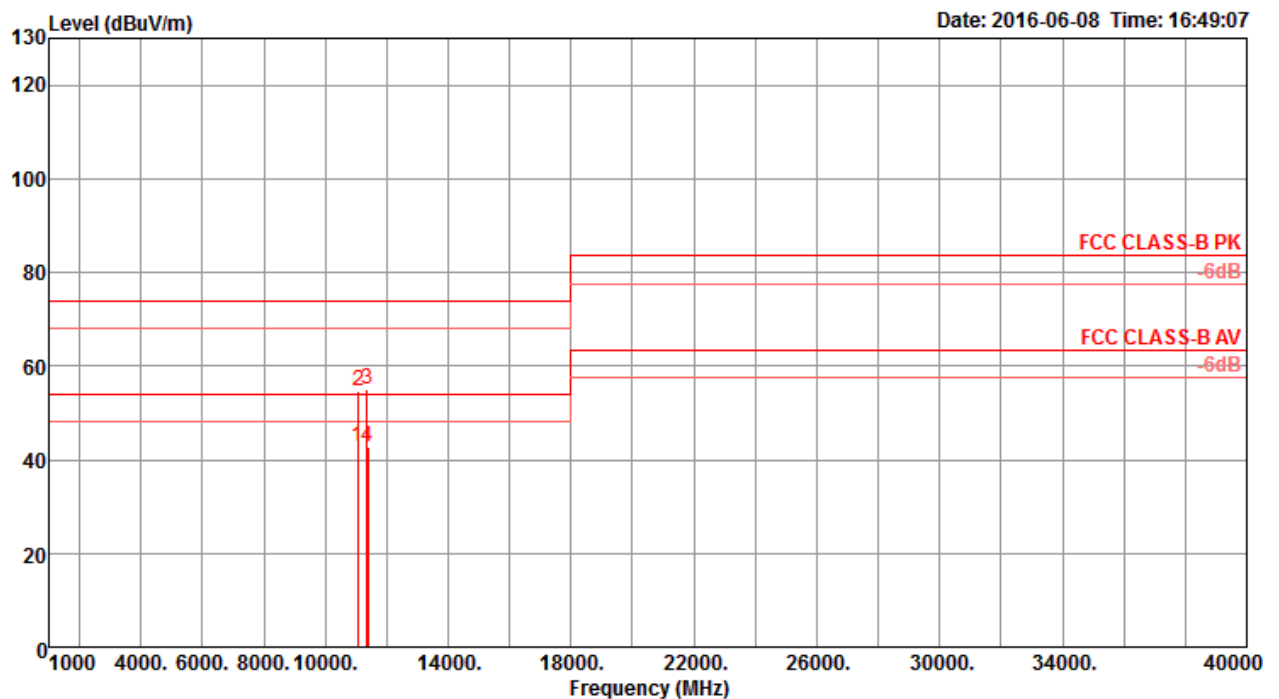


	Freq	Level	Limit	Over	Read	CableAntenna	Preamp	A/Pos	T/Pos	Remark	Pol/Phase	
	MHz	dBuV/m	dBuV/m	dB	dBuV	dB	dB/m	dB	cm	deg		
1	11528.40	54.98	74.00	-19.02	41.49	9.61	38.51	34.63	213	341	Peak	VERTICAL
2	11570.80	43.10	54.00	-10.90	29.61	9.61	38.53	34.65	213	341	Average	VERTICAL
3	15883.44	60.62	74.00	-13.38	45.57	11.32	38.67	34.94	194	125	Peak	VERTICAL
4	15897.68	48.22	54.00	-5.78	33.17	11.32	38.67	34.94	194	125	Average	VERTICAL



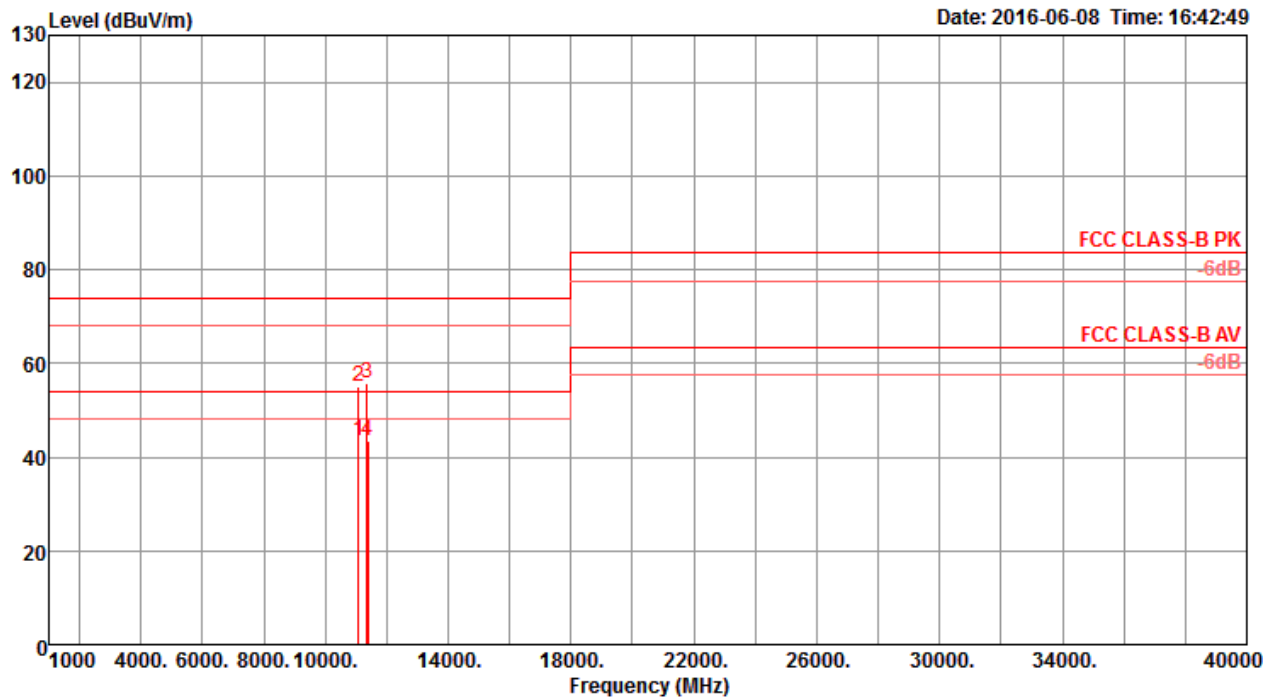
Temperature	22°C	Humidity	56%
Test Engineer	Peter Wu & Gary Chu	Configurations	IEEE 802.11ac MCS0/Nss2 VHT80+80 Type 8 / CH 106+138 / Chain 1 + Chain 2 + Chain 3 + Chain 4
Test Mode	Mode 4		

Horizontal



	Freq	Level	Limit	Over	Read	Cable	Antenna	Preamp	A/Pos	T/Pos	Remark	Pol/Phase
	MHz	dBuV/m	dBuV/m	dB	dBuV	dB	dB/m	dB	cm	deg		
1	11043.52	42.59	54.00	-11.41	29.07	9.68	38.50	34.66	172	181	Average	HORIZONTAL
2	11085.28	54.84	74.00	-19.16	41.32	9.67	38.50	34.65	172	181	Peak	HORIZONTAL
3	11369.12	55.03	74.00	-18.97	41.53	9.63	38.50	34.63	177	188	Peak	HORIZONTAL
4	11376.80	42.80	54.00	-11.20	29.30	9.63	38.50	34.63	177	188	Average	HORIZONTAL

Vertical

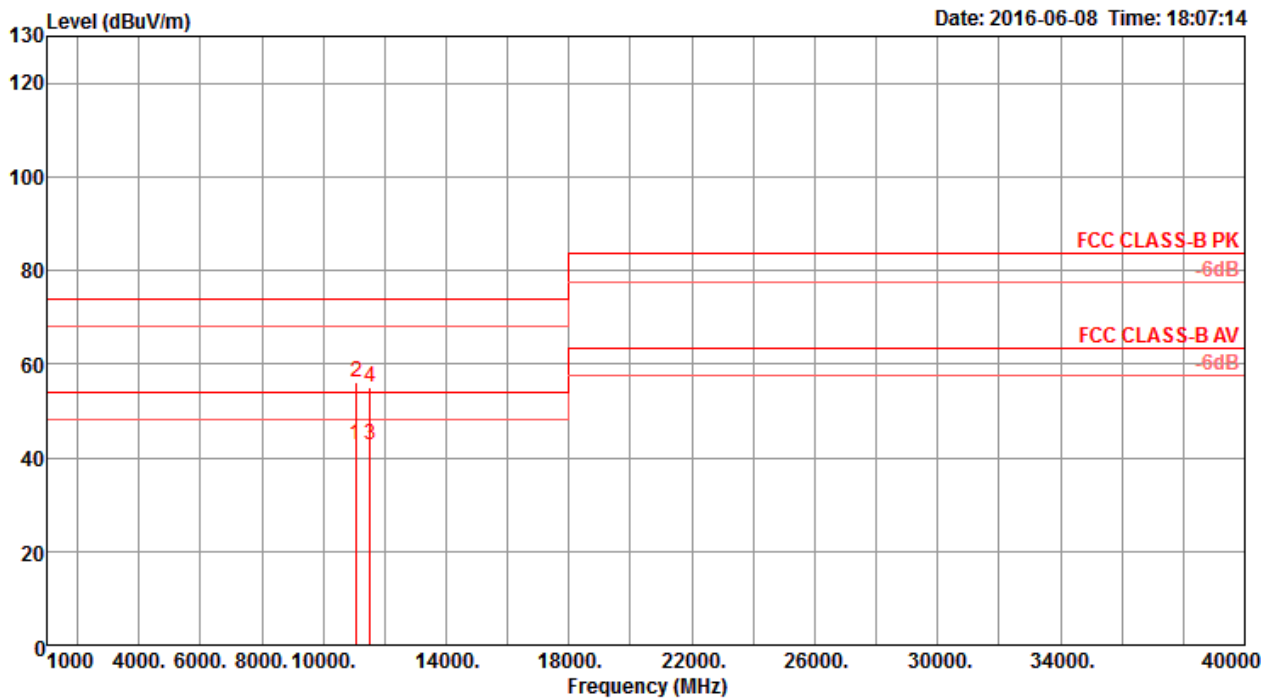


	Freq	Level	Limit	Over	Read	Cable	Antenna	Preamp	A/Pos	T/Pos	Remark	Pol/Phase
	MHz	dBuV/m	dBuV/m	dB	dBuV	dB	dB/m	dB	cm	deg		
1	11077.60	43.40	54.00	-10.60	29.88	9.67	38.50	34.65	178	183	Average	VERTICAL
2	11087.20	55.11	74.00	-18.89	41.59	9.67	38.50	34.65	178	183	Peak	VERTICAL
3	11349.12	55.95	74.00	-18.05	42.44	9.64	38.50	34.63	176	182	Peak	VERTICAL
4	11372.64	43.47	54.00	-10.53	29.97	9.63	38.50	34.63	176	182	Average	VERTICAL



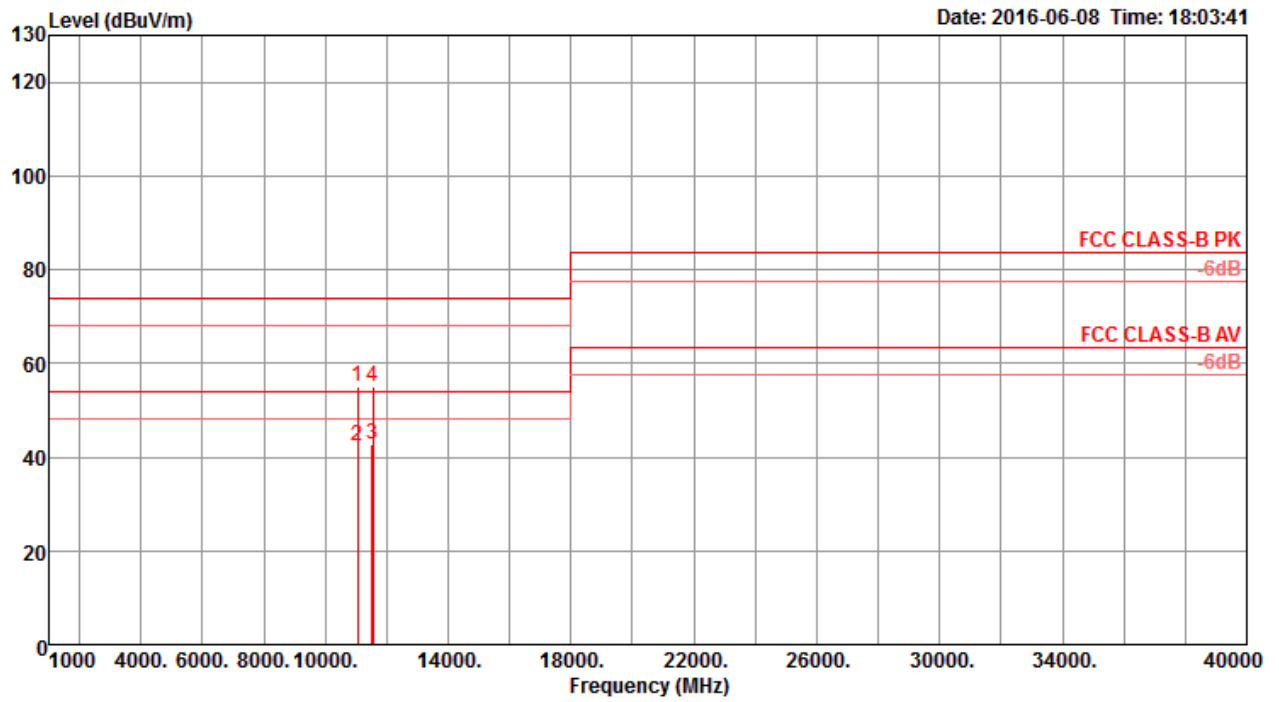
Temperature	22°C	Humidity	56%
Test Engineer	Peter Wu & Gary Chu	Configurations	IEEE 802.11ac MCS0/Nss2 VHT80+80 Type 9 / CH 106+155 / Chain 1 + Chain 2 + Chain 3 + Chain 4
Test Mode	Mode 4		

Horizontal



	Freq	Level	Limit	Over	Read	Cable	Antenna	Preamp	A/Pos	T/Pos	Remark	Pol/Phase
	MHz	dBuV/m	dBuV/m	dB	dBuV	dB	dB/m	dB	cm	deg		
1	11041.76	42.69	54.00	-11.31	29.17	9.68	38.50	34.66	171	181	Average	HORIZONTAL
2	11088.00	56.11	74.00	-17.89	42.59	9.67	38.50	34.65	171	181	Peak	HORIZONTAL
3	11528.24	42.67	54.00	-11.33	29.18	9.61	38.51	34.63	170	360	Average	HORIZONTAL
4	11529.04	54.94	74.00	-19.06	41.45	9.61	38.51	34.63	170	360	Peak	HORIZONTAL

Vertical

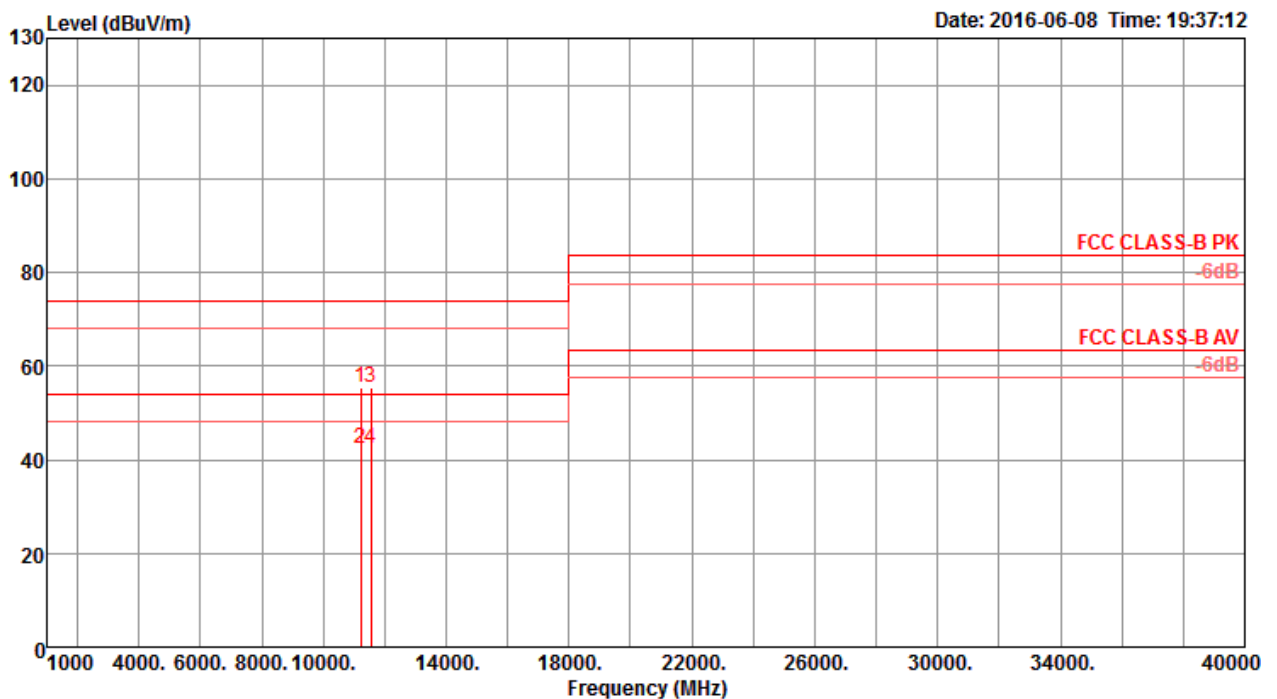


	Freq	Level	Limit	Over	Read	Cable	Antenna	Preamp	A/Pos	T/Pos	Remark	Pol/Phase
	MHz	dBuV/m	dBuV/m	dB	dBuV	dB	dB/m	dB	cm	deg		
1	11047.68	55.13	74.00	-18.87	41.61	9.68	38.50	34.66	177	190	Peak	VERTICAL
2	11048.96	42.42	54.00	-11.58	28.90	9.68	38.50	34.66	177	190	Average	VERTICAL
3	11536.08	42.57	54.00	-11.43	29.08	9.61	38.51	34.63	171	182	Average	VERTICAL
4	11553.36	54.99	74.00	-19.01	41.50	9.61	38.53	34.65	171	182	Peak	VERTICAL



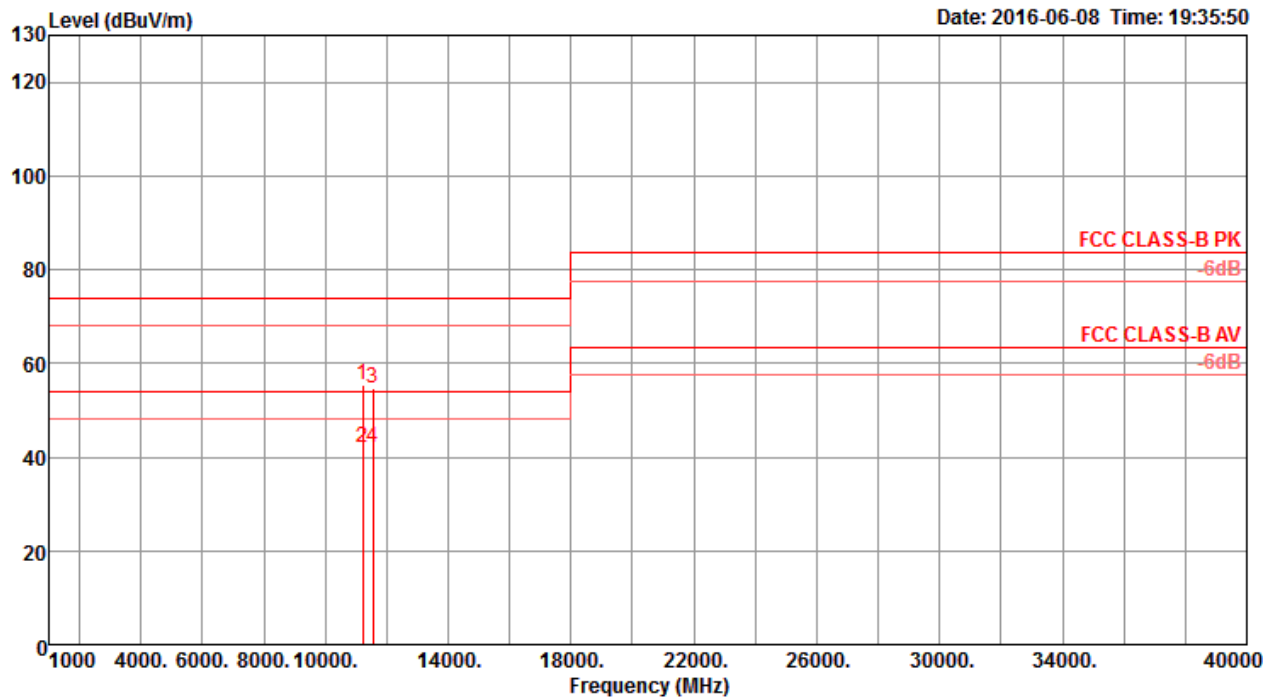
Temperature	22°C	Humidity	56%
Test Engineer	Peter Wu & Gary Chu	Configurations	IEEE 802.11ac MCS0/Nss2 VHT80+80 Type 10 / CH 122+155 / Chain 1 + Chain 2 + Chain 3 + Chain 4
Test Mode	Mode 4		

Horizontal



	Freq	Level	Limit	Over	Read	Cable	Antenna	Preamp	A/Pos	T/Pos	Remark	Pol/Phase
	MHz	dBuV/m	dBuV/m	dB	dBuV	dB	dB/m	dB	cm	deg		
1	11210.96	55.55	74.00	-18.45	42.03	9.66	38.50	34.64	164	191	Peak	HORIZONTAL
2	11225.76	42.34	54.00	-11.66	28.83	9.65	38.50	34.64	164	191	Average	HORIZONTAL
3	11541.44	55.52	74.00	-18.48	42.03	9.61	38.51	34.63	168	244	Peak	HORIZONTAL
4	11544.76	42.36	54.00	-11.64	28.87	9.61	38.51	34.63	168	244	Average	HORIZONTAL

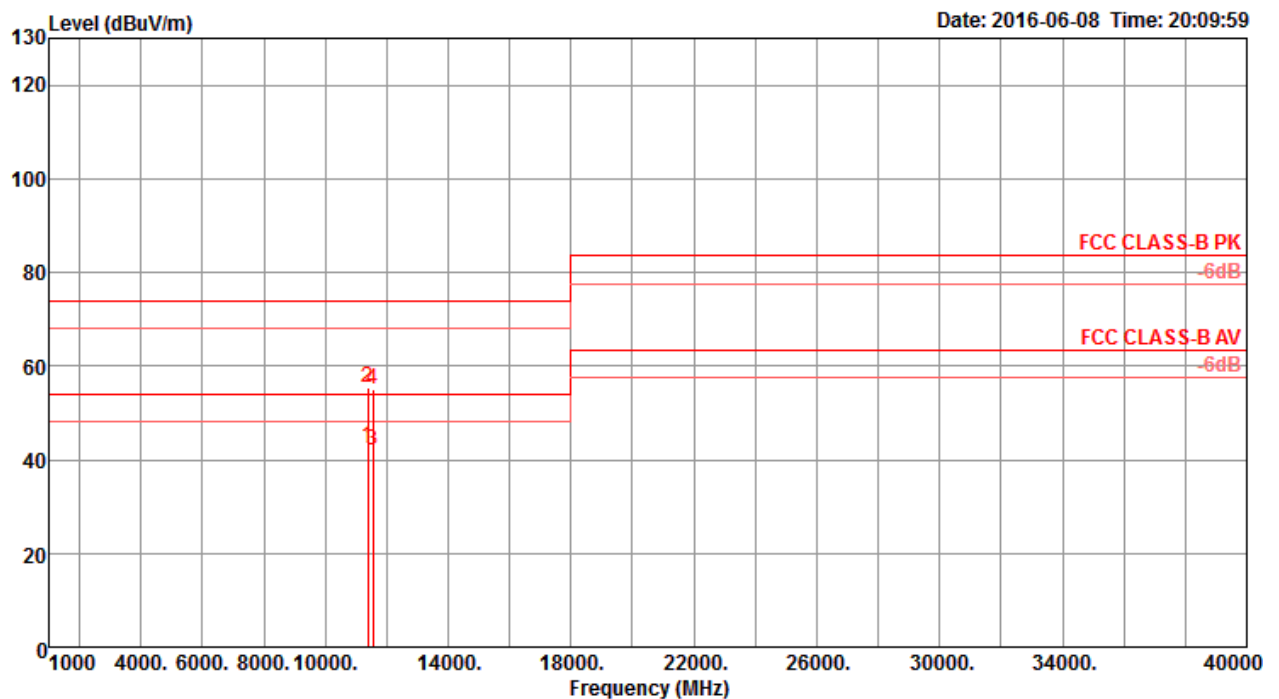
Vertical



	Freq	Level	Limit	Over	Read	Cable	Antenna	Preamp	A/Pos	T/Pos	Remark	Pol/Phase
	MHz	dBuV/m	dBuV/m	dB	dBuV	Loss	Factor	Factor	cm	deg		
1	11213.64	55.48	74.00	-18.52	41.96	9.66	38.50	34.64	166	247	Peak	VERTICAL
2	11216.92	41.99	54.00	-12.01	28.47	9.66	38.50	34.64	166	247	Average	VERTICAL
3	11549.48	54.82	74.00	-19.18	41.35	9.61	38.51	34.65	172	183	Peak	VERTICAL
4	11558.92	42.05	54.00	-11.95	28.56	9.61	38.53	34.65	172	183	Average	VERTICAL

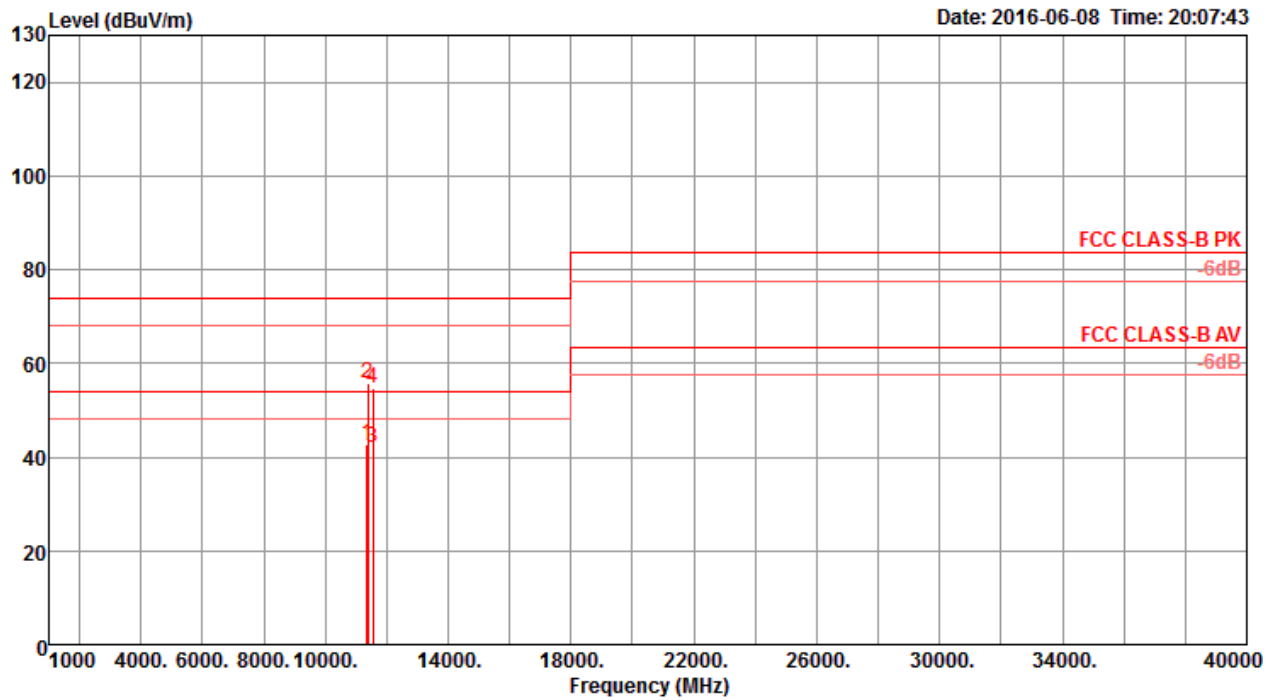
Temperature	22°C	Humidity	56%
Test Engineer	Peter Wu & Gary Chu	Configurations	IEEE 802.11ac MCS0/Nss2 VHT80+80 Type 11 / CH 138+155 / Chain 1 + Chain 2 + Chain 3 + Chain 4
Test Mode	Mode 4		

Horizontal



	Freq	Level	Limit Line	Over Limit	Read Level	Cable Loss	Antenna Factor	Preamp Factor	A/Pos	T/Pos	Remark	Pol/Phase
	MHz	dBuV/m	dBuV/m	dB	dBuV	dB	dB/m	dB	cm	deg		
1	11374.24	42.59	54.00	-11.41	29.09	9.63	38.50	34.63	169	243	Average	HORIZONTAL
2	11380.40	55.47	74.00	-18.53	41.97	9.63	38.50	34.63	169	243	Peak	HORIZONTAL
3	11553.68	42.08	54.00	-11.92	28.59	9.61	38.53	34.65	161	191	Average	HORIZONTAL
4	11559.04	55.06	74.00	-18.94	41.57	9.61	38.53	34.65	161	191	Peak	HORIZONTAL

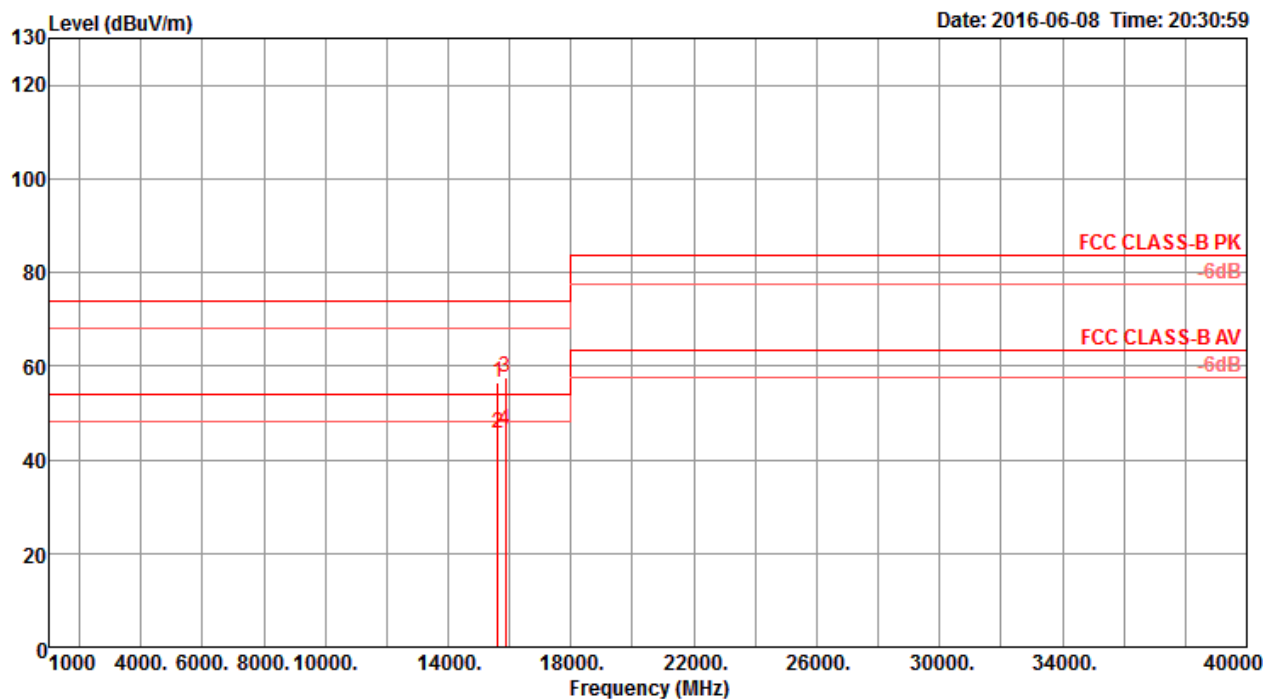
Vertical



	Freq	Level	Limit	Over	Read	Cable	Antenna	Preamp	A/Pos	T/Pos	Remark	Pol/Phase
	MHz	dBuV/m	dBuV/m	dB	dBuV	Loss	Factor	Factor	cm	deg		
1	11372.28	42.65	54.00	-11.35	29.15	9.63	38.50	34.63	166	216	Average	VERTICAL
2	11386.36	55.60	74.00	-18.40	42.10	9.63	38.50	34.63	166	216	Peak	VERTICAL
3	11541.00	42.07	54.00	-11.93	28.58	9.61	38.51	34.63	160	246	Average	VERTICAL
4	11544.20	54.83	74.00	-19.17	41.34	9.61	38.51	34.63	160	246	Peak	VERTICAL

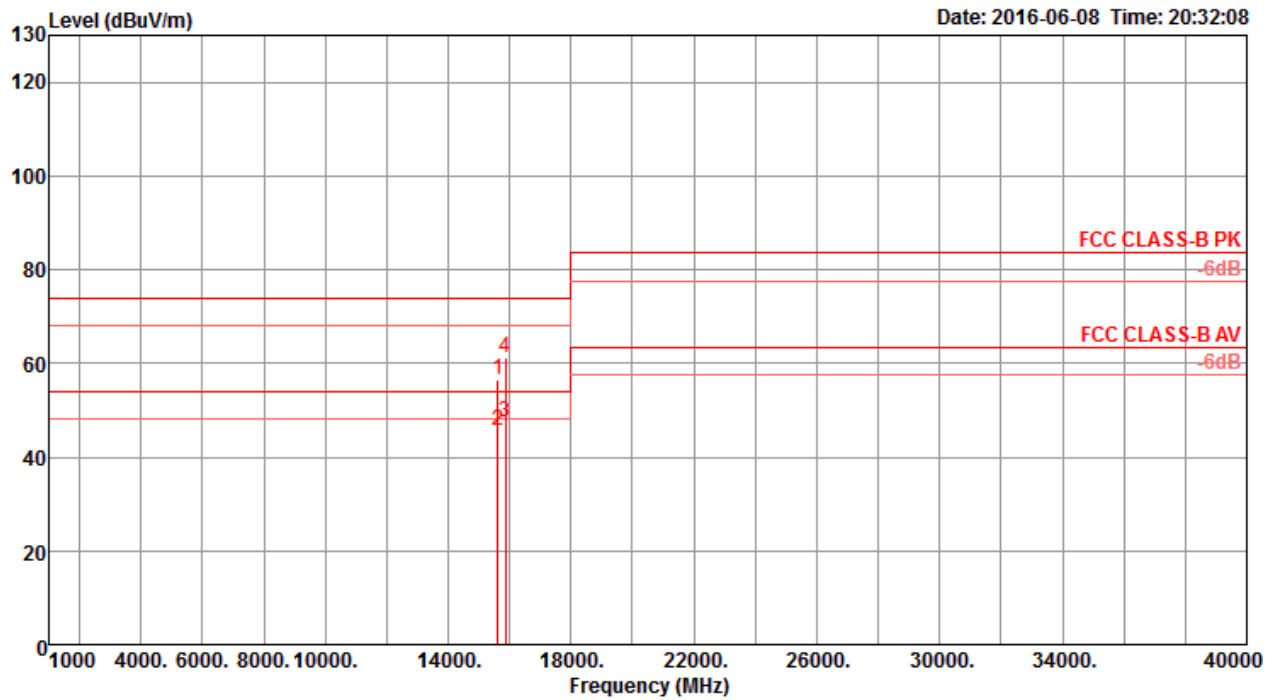
Temperature	22°C	Humidity	56%
Test Engineer	Peter Wu & Gary Chu	Configurations	IEEE 802.11ac MCS0/Nss2 VHT80+80 Type 12 / CH 42+58 / Chain 1 + Chain 2 + Chain 3 + Chain 4
Test Mode	Mode 4		

Horizontal



	Freq	Level	Limit	Over	Read	Cable	Antenna	Preamp	A/Pos	T/Pos	Remark	Pol/Phase
	MHz	dBuV/m	dBuV/m	dB	dBuV	dB	dB/m	dB	cm	deg		
1	15620.00	56.53	74.00	-17.47	41.72	11.25	38.29	34.73	180	214	Peak	HORIZONTAL
2	15620.00	45.55	54.00	-8.45	30.74	11.25	38.29	34.73	180	214	Average	HORIZONTAL
3	15860.00	57.62	74.00	-16.38	42.59	11.31	38.61	34.89	175	181	Peak	HORIZONTAL
4	15860.00	46.30	54.00	-7.70	31.27	11.31	38.61	34.89	175	181	Average	HORIZONTAL

Vertical

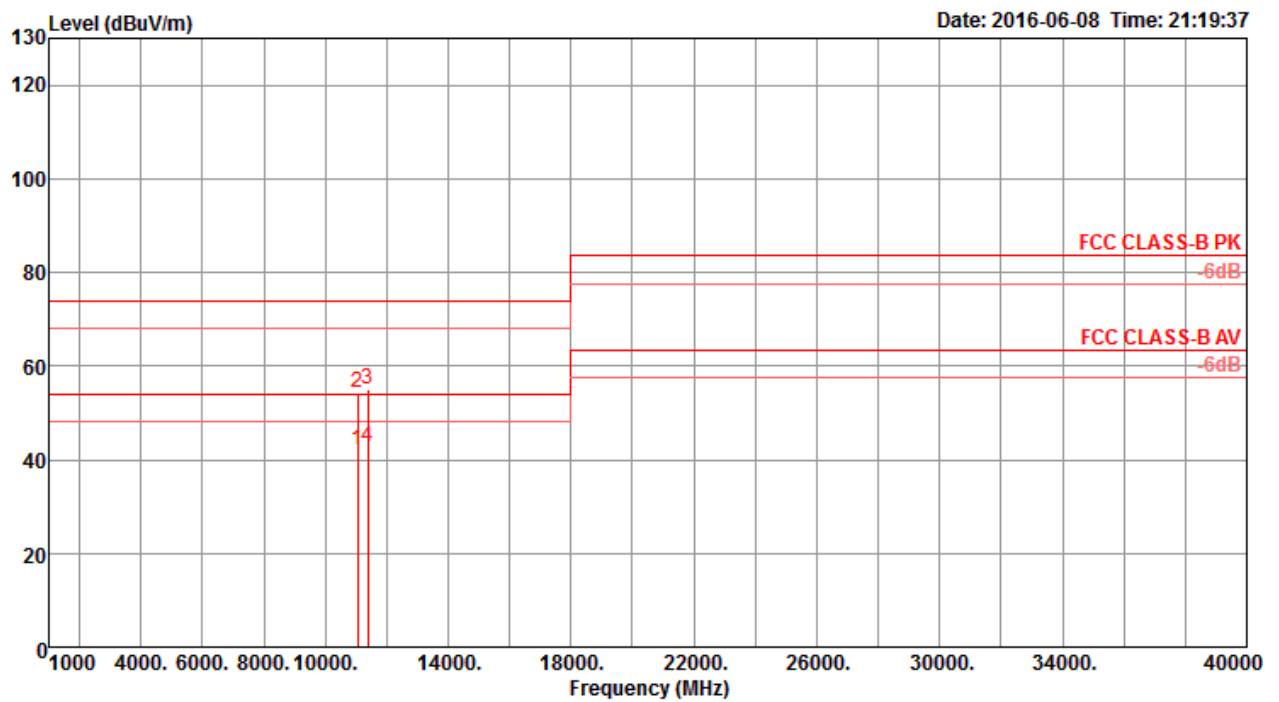


	Freq	Level	Limit	Over	Read	CableAntenna	Preamp	A/Pos	T/Pos	Remark	Pol/Phase	
	MHz	dBuV/m	dBuV/m	dB	dBuV	dB	dB/m	dB	cm	deg		
1	15620.00	56.60	74.00	-17.40	41.79	11.25	38.29	34.73	167	186	Peak	VERTICAL
2	15620.00	45.56	54.00	-8.44	30.75	11.25	38.29	34.73	167	186	Average	VERTICAL
3	15877.56	47.54	54.00	-6.46	32.49	11.32	38.67	34.94	165	198	Average	VERTICAL
4	15877.68	61.16	74.00	-12.84	46.11	11.32	38.67	34.94	165	198	Peak	VERTICAL



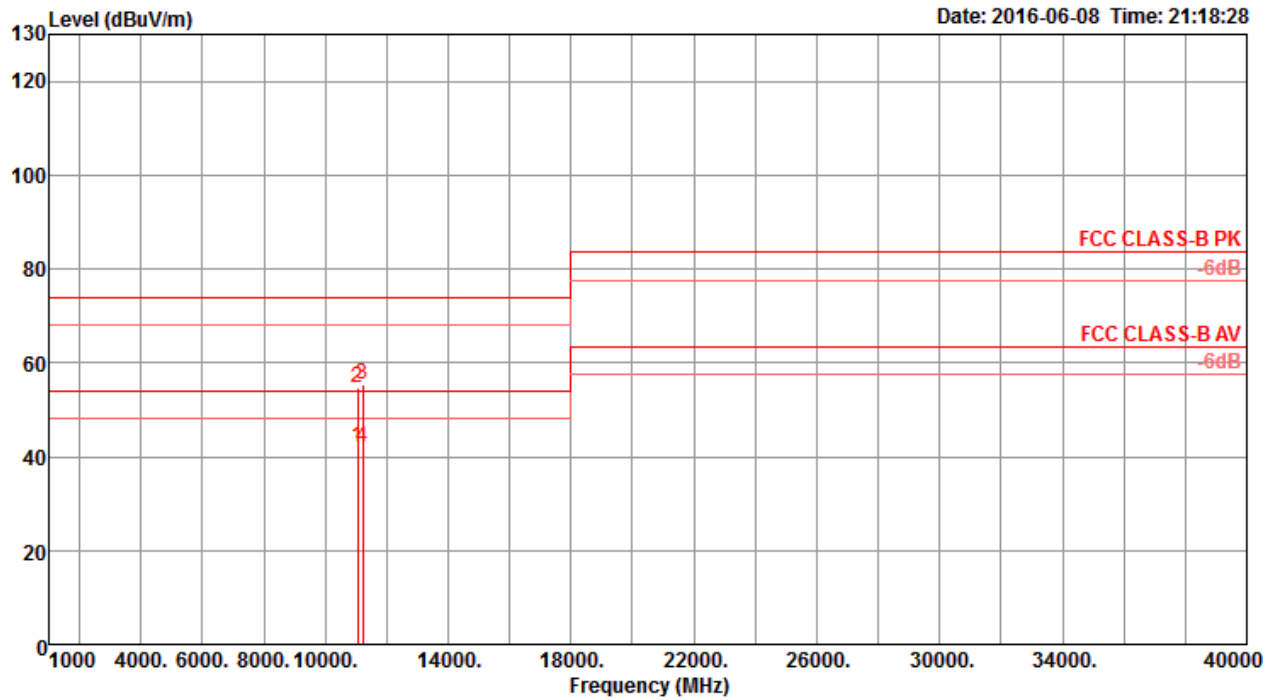
Temperature	22°C	Humidity	56%
Test Engineer	Peter Wu & Gary Chu	Configurations	IEEE 802.11ac MCS0/Nss2 VHT80+80 Type 13 / CH 106+122 / Chain 1 + Chain 2 + Chain 3 + Chain 4
Test Mode	Mode 4		

Horizontal



	Freq	Level	Limit	Over	Read	Cable	Antenna	Preamp	A/Pos	T/Pos	Remark	Pol/Phase
	MHz	dBuV/m	dBuV/m	dB	dBuV	dB	dB/m	dB	cm	deg		
1	11050.04	42.02	54.00	-11.98	28.50	9.68	38.50	34.66	163	256	Average	HORIZONTAL
2	11065.64	54.44	74.00	-19.56	40.92	9.67	38.50	34.65	163	256	Peak	HORIZONTAL
3	11383.92	55.19	74.00	-18.81	41.69	9.63	38.50	34.63	156	178	Peak	HORIZONTAL
4	11389.96	42.55	54.00	-11.45	29.05	9.63	38.50	34.63	156	178	Average	HORIZONTAL

Vertical



	Freq	Level	Limit	Over	Read	Cable	Antenna	Preamp	A/Pos	T/Pos	Remark	Pol/Phase
	MHz	dBuV/m	dBuV/m	dB	dBuV	dB	dB/m	dB	cm	deg		
1	11053.36	41.92	54.00	-12.08	28.40	9.68	38.50	34.66	166	246	Average	VERTICAL
2	11062.68	54.71	74.00	-19.29	41.20	9.67	38.50	34.66	166	246	Peak	VERTICAL
3	11215.44	55.44	74.00	-18.56	41.92	9.66	38.50	34.64	177	189	Peak	VERTICAL
4	11223.04	42.05	54.00	-11.95	28.54	9.65	38.50	34.64	177	189	Average	VERTICAL

Note:

The amplitude of spurious emissions that are attenuated by more than 20dB below the permissible value has no need to be reported.

Emission level (dBuV/m) = 20 log Emission level (uV/m).

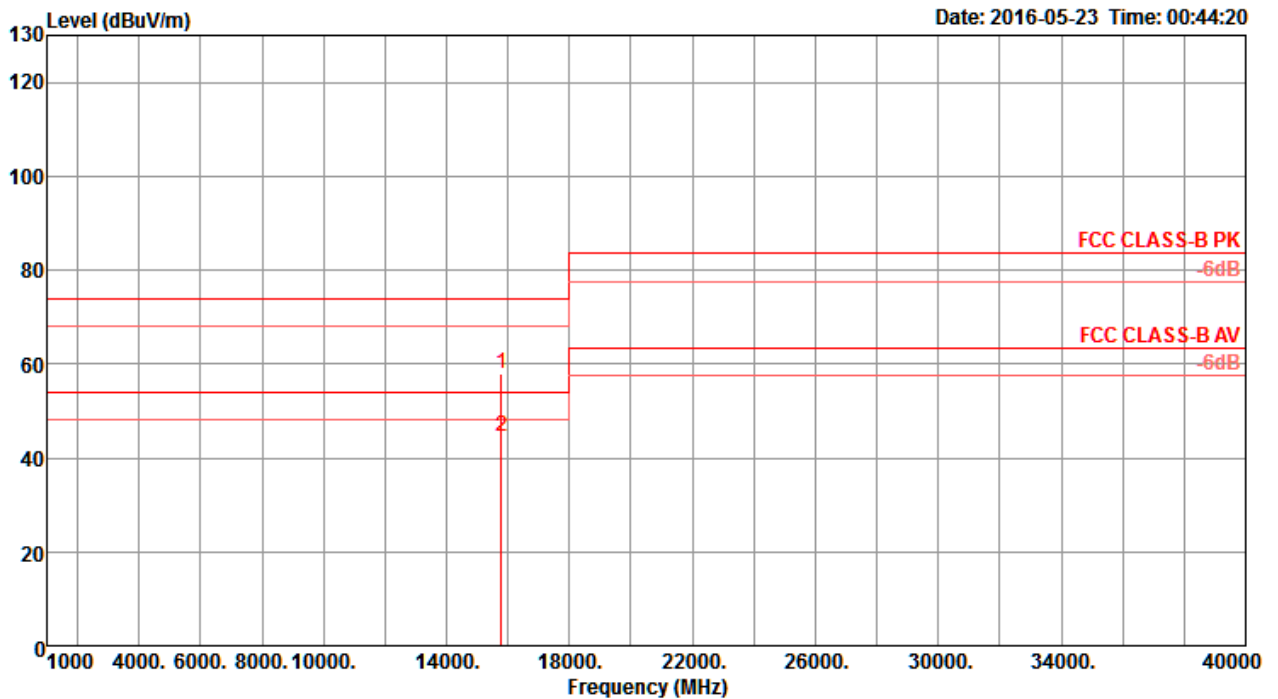
Corrected Reading: Antenna Factor + Cable Loss + Read Level - Preamp Factor = Level.



<For Radio 2 beamforming Mode>

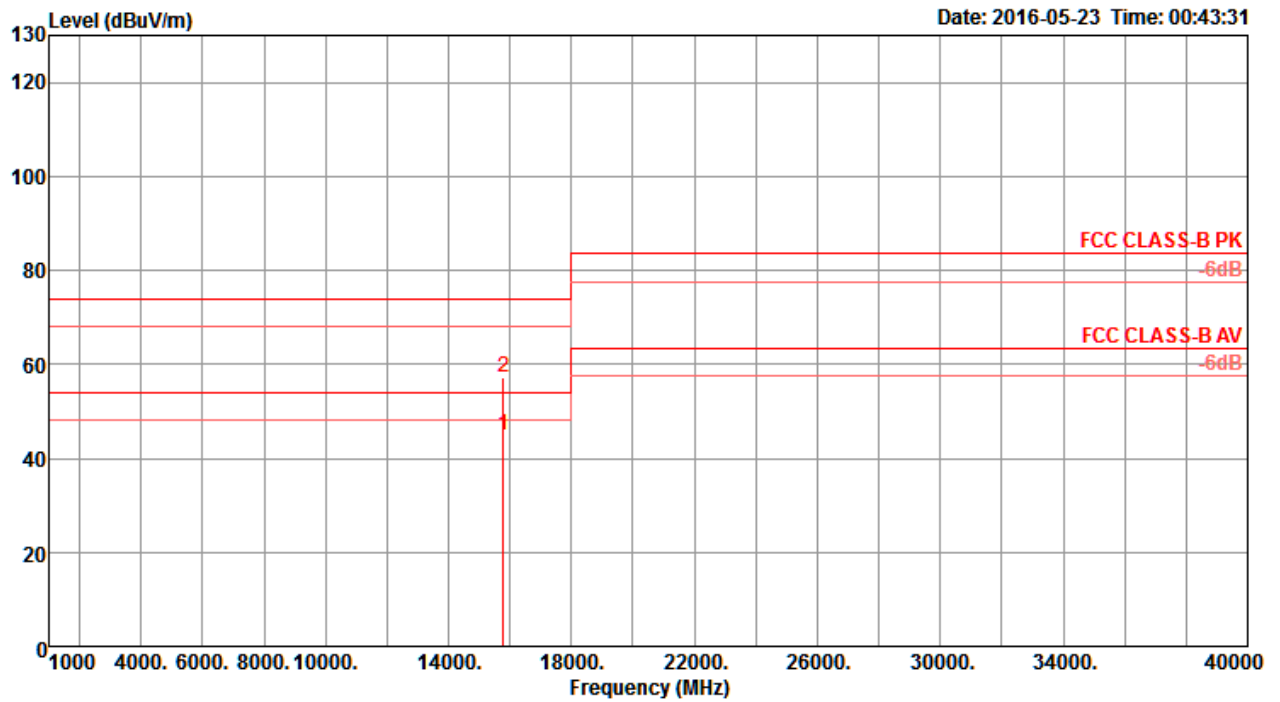
Temperature	22°C	Humidity	56%
Test Engineer	Peter Wu & Gary Chu	Configurations	IEEE 802.11ac MCS0/Nss1 VHT20 CH 52 / Chain 1 + Chain 2 + Chain 3 + Chain 4
Test Mode	Mode 1		

Horizontal



	Freq	Level	Limit	Over	Read	CableAntenna	Preamp	A/Pos	T/Pos	Remark	Pol/Phase	
	MHz	dBuV/m	dBuV/m	dB	dBuV	dB	dB/m	dB	cm	deg		
1	15779.27	58.07	74.00	-15.93	43.15	11.29	38.48	34.85	179	315	Peak	HORIZONTAL
2	15782.41	44.55	54.00	-9.45	29.55	11.30	38.55	34.85	179	315	Average	HORIZONTAL

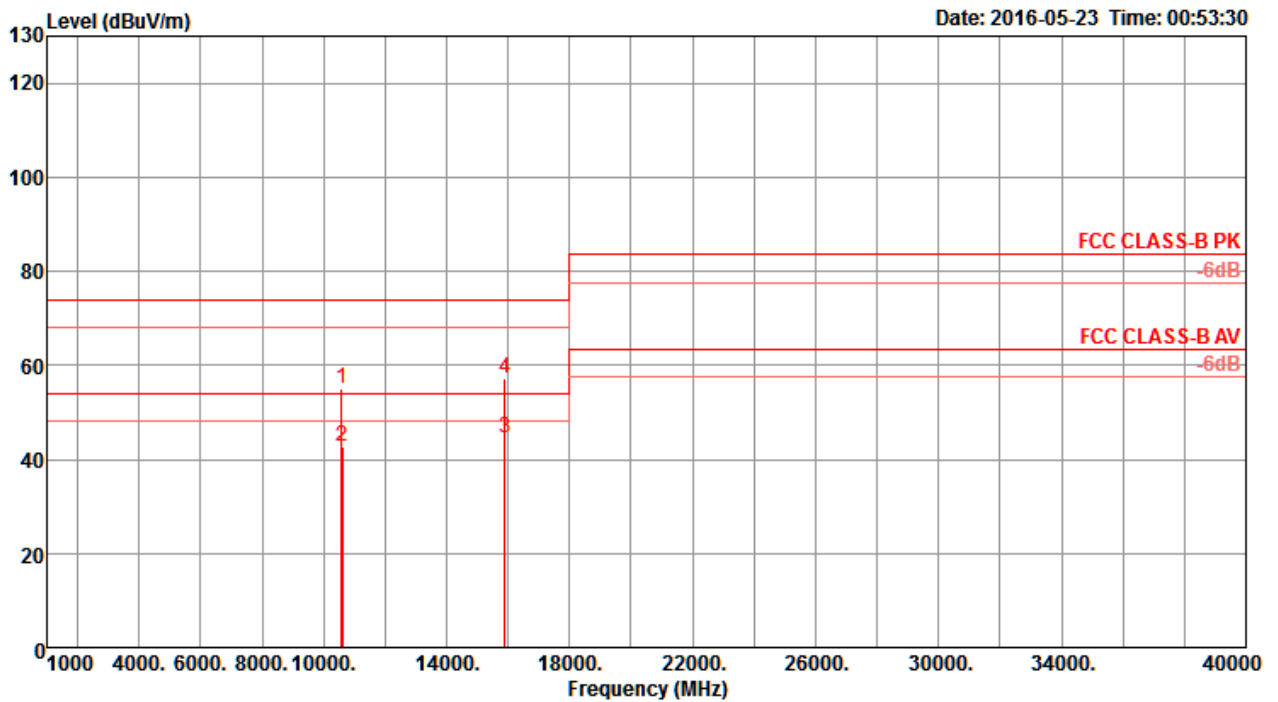
Vertical



	Freq	Level	Limit	Over	Read	Cable	Antenna	Preamp	A/Pos	T/Pos	Remark	Pol/Phase
	MHz	dBuV/m	dBuV/m	dB	dBuV	dB	dB/m	dB	cm	deg		
1	15777.83	44.84	54.00	-9.16	29.92	11.29	38.48	34.85	199	357	Average	VERTICAL
2	15778.00	57.15	74.00	-16.85	42.23	11.29	38.48	34.85	199	357	Peak	VERTICAL

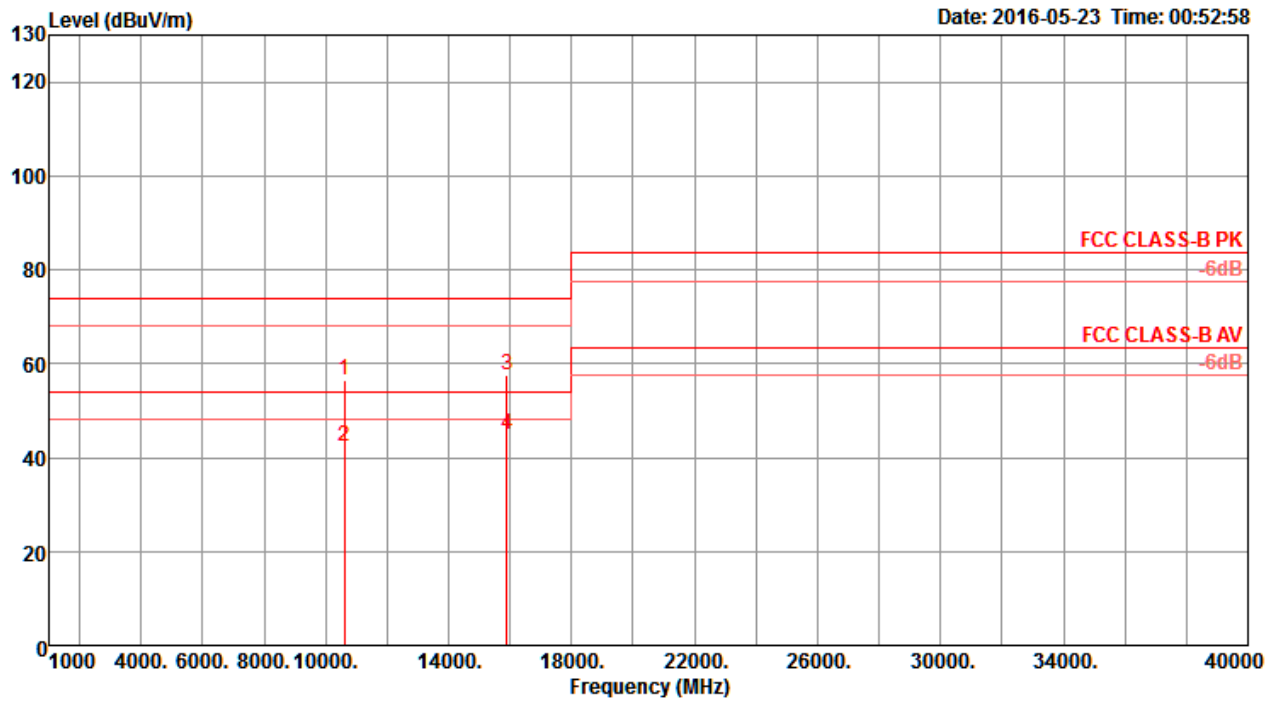
Temperature	22°C	Humidity	56%
Test Engineer	Peter Wu & Gary Chu	Configurations	IEEE 802.11ac MCS0/Nss1 VHT20 CH 60 / Chain 1 + Chain 2 + Chain 3 + Chain 4
Test Mode	Mode 1		

Horizontal



	Freq	Level	Limit	Over	Read	Cable	Antenna	Preamp	A/Pos	T/Pos	Remark	Pol/Phase
	MHz	dBuV/m	dBuV/m	dB	dBuV	dB	dB/m	dB	cm	deg		
1	10597.84	55.18	74.00	-18.82	41.89	9.74	38.50	34.95	190	167	Peak	HORIZONTAL
2	10599.66	42.73	54.00	-11.27	29.44	9.74	38.50	34.95	190	167	Average	HORIZONTAL
3	15900.34	44.60	54.00	-9.40	29.55	11.32	38.67	34.94	195	176	Average	HORIZONTAL
4	15901.57	57.20	74.00	-16.80	42.15	11.32	38.67	34.94	195	176	Peak	HORIZONTAL

Vertical

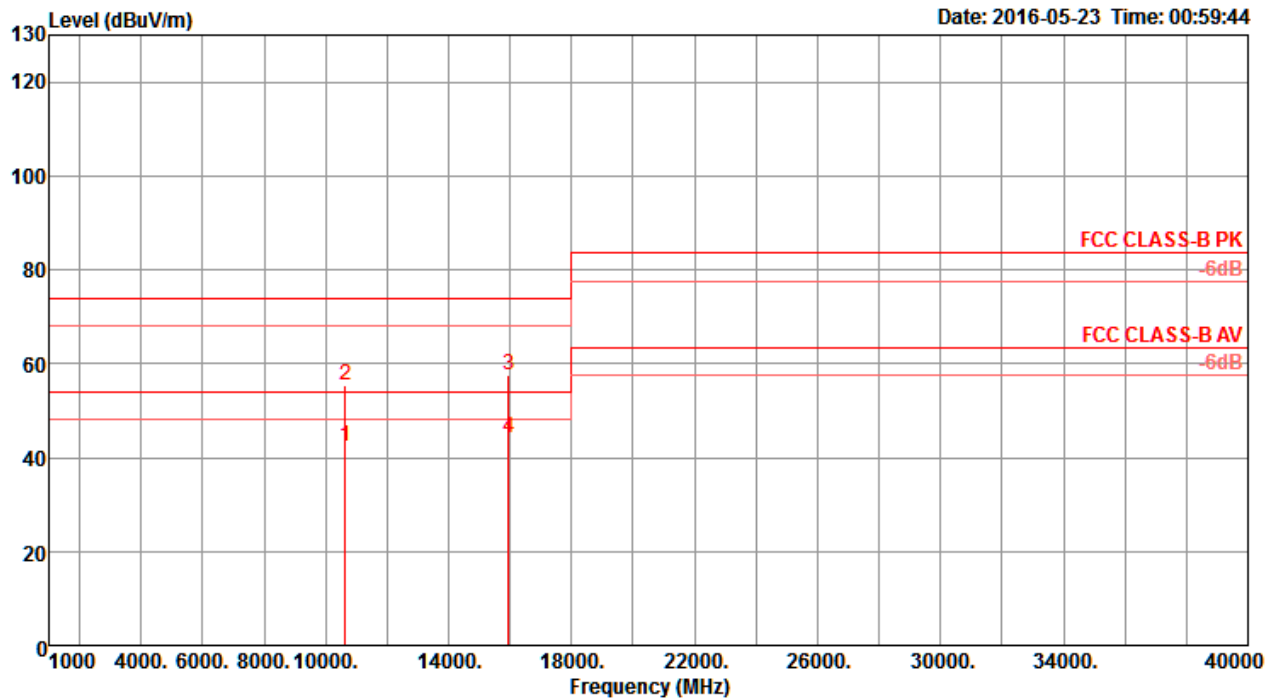


	Freq	Level	Limit	Over	Read	CableAntenna	Preamp	A/Pos	T/Pos	Remark	Pol/Phase	
	MHz	dBuV/m	dBuV/m	dB	dBuV	dB	dB/m	dB	cm	deg		
1	10599.55	56.42	74.00	-17.58	43.13	9.74	38.50	34.95	186	160	Peak	VERTICAL
2	10601.15	42.42	54.00	-11.58	29.13	9.74	38.50	34.95	186	160	Average	VERTICAL
3	15899.92	57.54	74.00	-16.46	42.49	11.32	38.67	34.94	178	212	Peak	VERTICAL
4	15900.32	44.78	54.00	-9.22	29.73	11.32	38.67	34.94	178	212	Average	VERTICAL



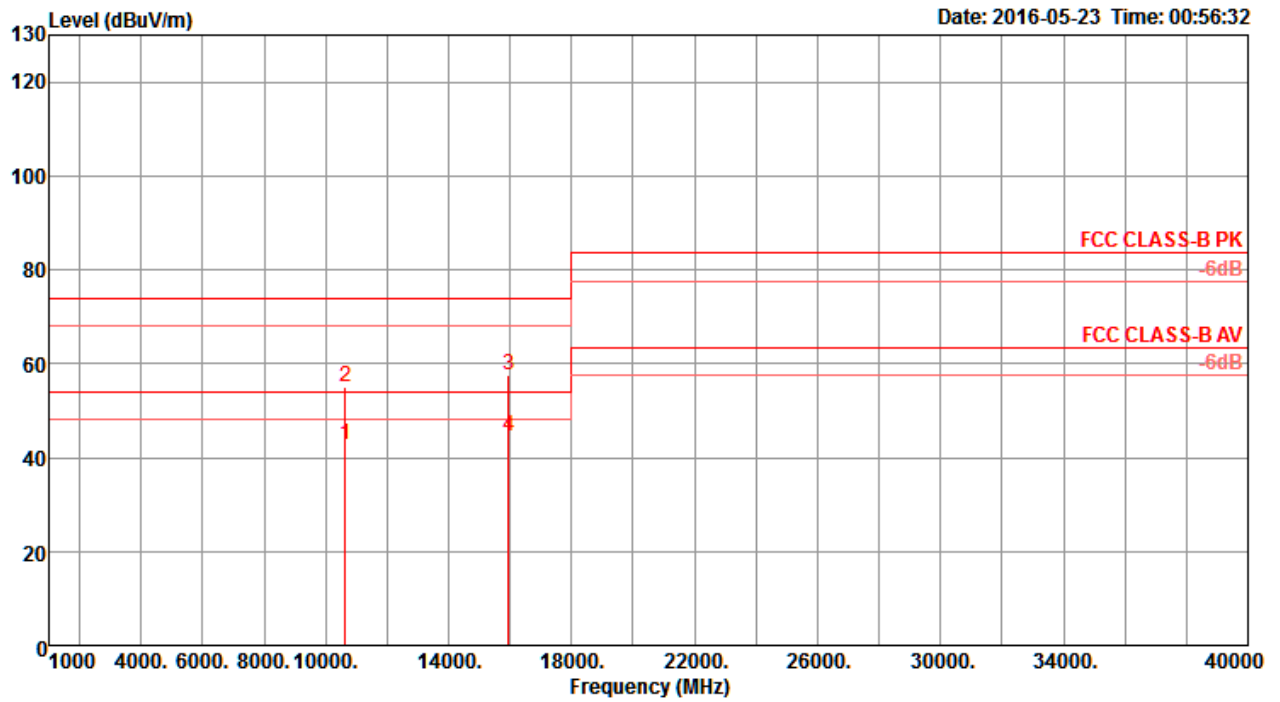
Temperature	22°C	Humidity	56%
Test Engineer	Peter Wu & Gary Chu	Configurations	IEEE 802.11ac MCS0/Nss1 VHT20 CH 64 / Chain 1 + Chain 2 + Chain 3 + Chain 4
Test Mode	Mode 1		

Horizontal



	Freq	Level	Limit	Over	Read	CableAntenna	Preamp	A/Pos	T/Pos	Remark	Pol/Phase	
	MHz	dBuV/m	dBuV/m	dB	dBuV	dB	dB/m	dB	cm	deg		
1	10637.54	42.44	54.00	-11.56	29.14	9.73	38.50	34.93	187	195	Average	HORIZONTAL
2	10642.16	55.45	74.00	-18.55	42.12	9.73	38.50	34.90	187	195	Peak	HORIZONTAL
3	15957.64	57.67	74.00	-16.33	42.58	11.33	38.74	34.98	198	167	Peak	HORIZONTAL
4	15962.12	44.22	54.00	-9.78	29.13	11.33	38.74	34.98	198	167	Average	HORIZONTAL

Vertical

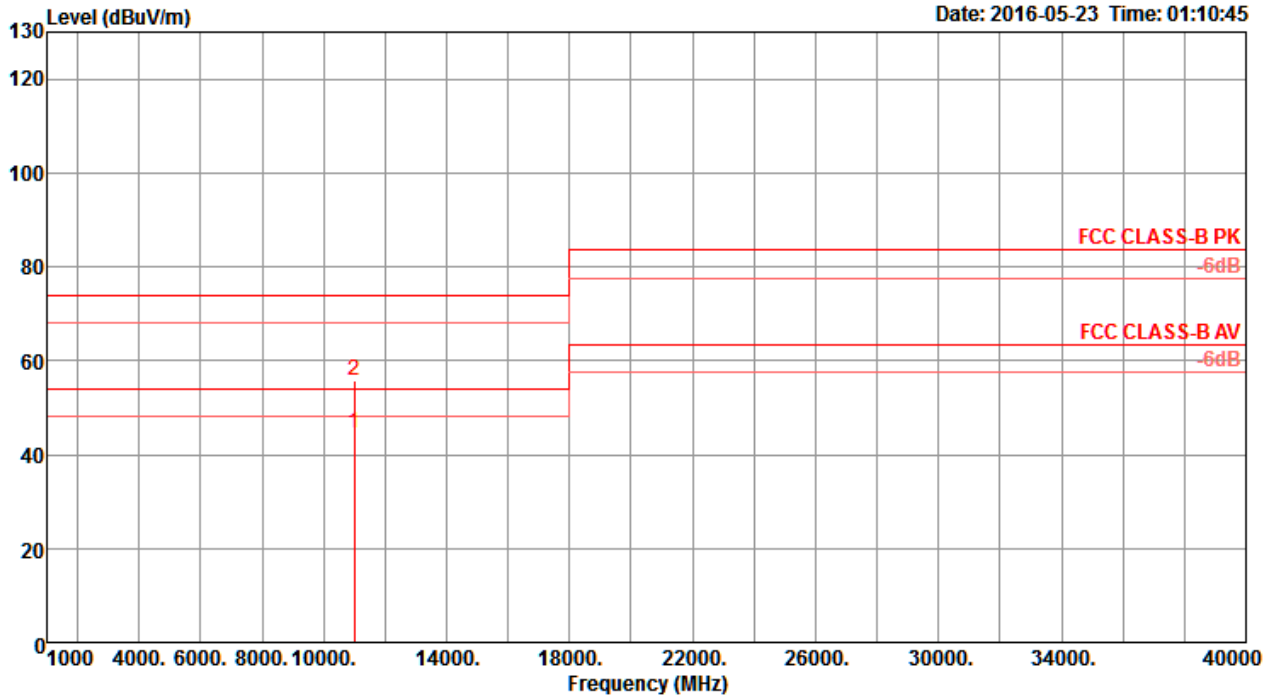


	Freq	Level	Limit	Over	Read	CableAntenna	Preamp	A/Pos	T/Pos	Remark	Pol/Phase
	MHz	dBuV/m	dBuV/m	dB	dBuV	dB	dB/m	dB	cm	deg	
1	10638.61	42.66	54.00	-11.34	29.33	9.73	38.50	34.90	191	108 Average	VERTICAL
2	10641.23	55.10	74.00	-18.90	41.77	9.73	38.50	34.90	191	108 Peak	VERTICAL
3	15959.50	57.45	74.00	-16.55	42.36	11.33	38.74	34.98	202	95 Peak	VERTICAL
4	15961.74	44.37	54.00	-9.63	29.28	11.33	38.74	34.98	202	95 Average	VERTICAL



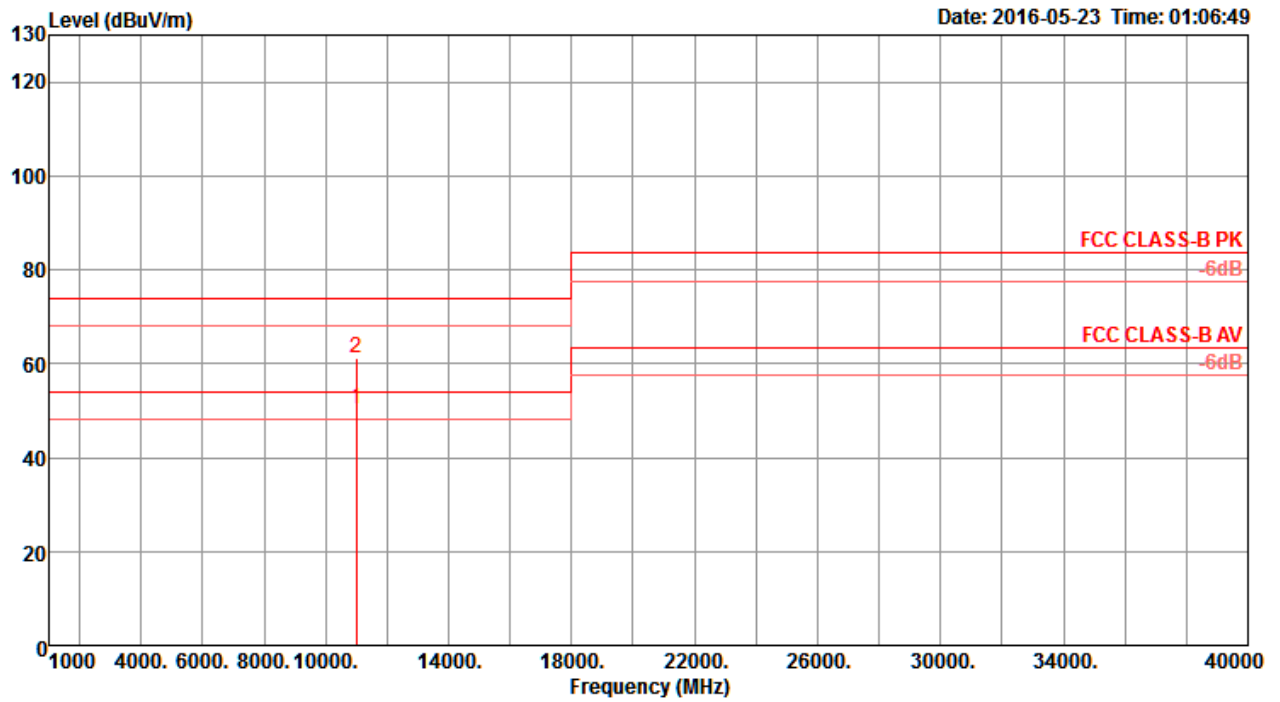
Temperature	22°C	Humidity	56%
Test Engineer	Peter Wu & Gary Chu	Configurations	IEEE 802.11ac MCS0/Nss1 VHT20 CH 100 / Chain 1 + Chain 2 + Chain 3 + Chain 4
Test Mode	Mode 1		

Horizontal



	Freq	Level	Limit	Over	Read	CableAntenna	Preamp	A/Pos	T/Pos	Remark	Pol/Phase	
	MHz	dBuV/m	dBuV/m	dB	dBuV	dB	dB/m	dB	cm	deg		
1	10994.49	44.66	54.00	-9.34	31.13	9.69	38.50	34.66	217	191	Average	HORIZONTAL
2	10999.78	55.75	74.00	-18.25	42.23	9.68	38.50	34.66	217	191	Peak	HORIZONTAL

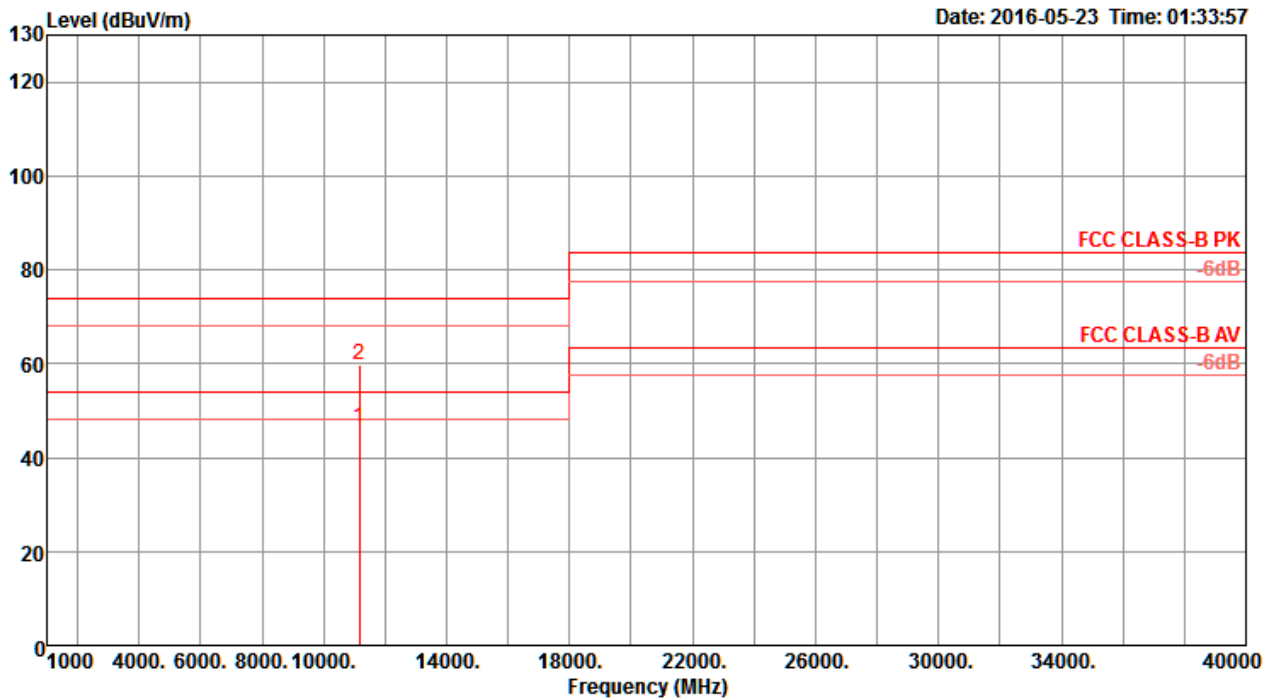
Vertical



	Freq	Level	Limit	Over	Read	CableAntenna	Preamp	A/Pos	T/Pos	Remark	Pol/Phase	
	MHz	dBuV/m	dBuV/m	dB	dBuV	dB	dB/m	dB	cm	deg		
1	10992.76	50.39	54.00	-3.61	36.86	9.69	38.50	34.66	244	341	Average	VERTICAL
2	10993.69	61.16	74.00	-12.84	47.63	9.69	38.50	34.66	244	341	Peak	VERTICAL

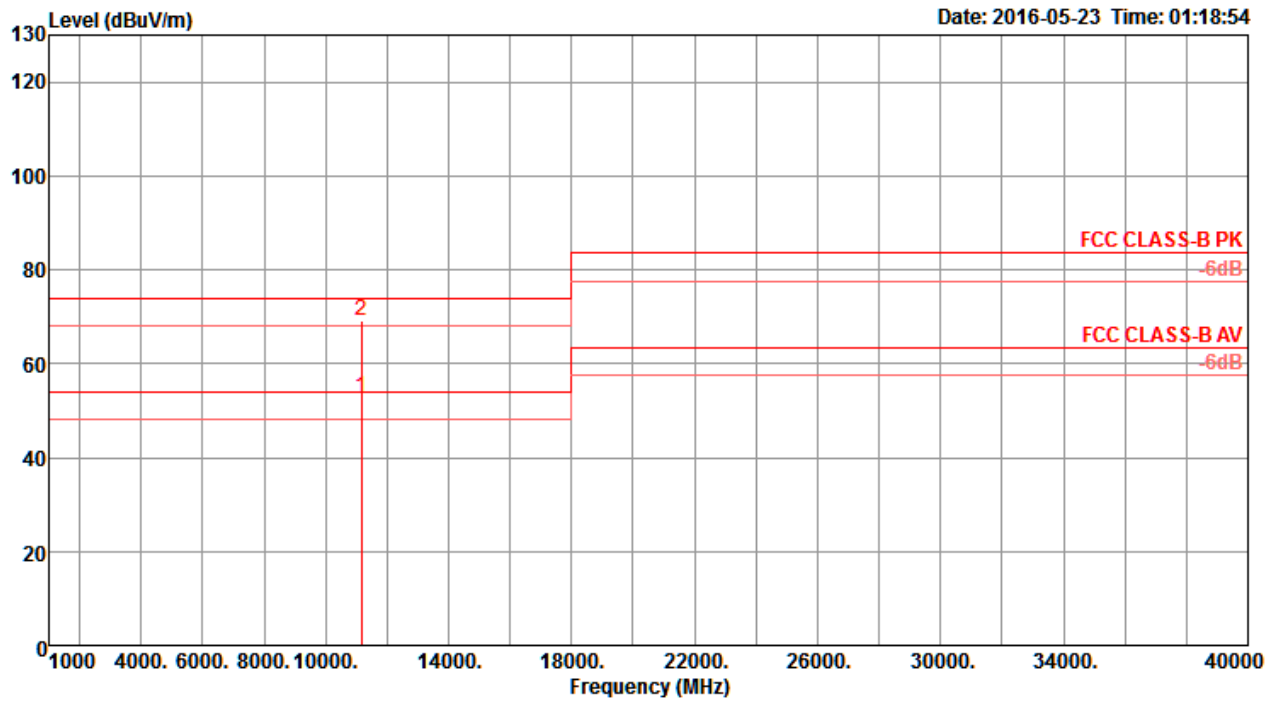
Temperature	22°C	Humidity	56%
Test Engineer	Peter Wu & Gary Chu	Configurations	IEEE 802.11ac MCS0/Nss1 VHT20 CH 116 / Chain 1 + Chain 2 + Chain 3 + Chain 4
Test Mode	Mode 1		

Horizontal



	Freq	Level	Limit Line	Over Limit	Read Level	Cable Loss	Antenna Factor	Preamp Factor	A/Pos	T/Pos	Remark	Pol/Phase
	MHz	dBuV/m	dBuV/m	dB	dBuV	dB	dB/m	dB	cm	deg		
1	11167.98	46.50	54.00	-7.50	32.99	9.66	38.50	34.65	202	77	Average	HORIZONTAL
2	11169.58	59.72	74.00	-14.28	46.21	9.66	38.50	34.65	202	77	Peak	HORIZONTAL

Vertical

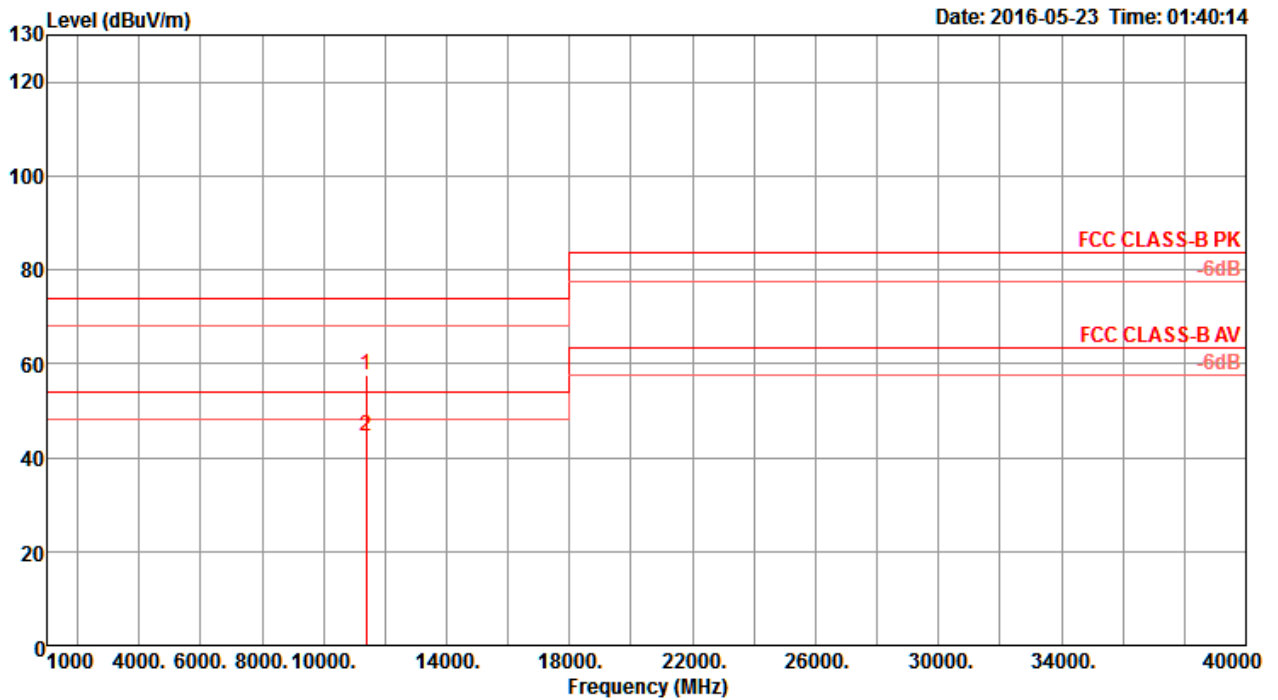


	Freq	Level	Limit	Over	Read	CableAntenna	Preamp	A/Pos	T/Pos	Remark	Pol/Phase	
	MHz	dBuV/m	dBuV/m	dB	dBuV	dB	dB/m	dB	cm	deg		
1	11155.83	52.87	54.00	-1.13	39.36	9.66	38.50	34.65	214	342	Average	VERTICAL
2	11168.46	69.18	74.00	-4.82	55.67	9.66	38.50	34.65	214	342	Peak	VERTICAL



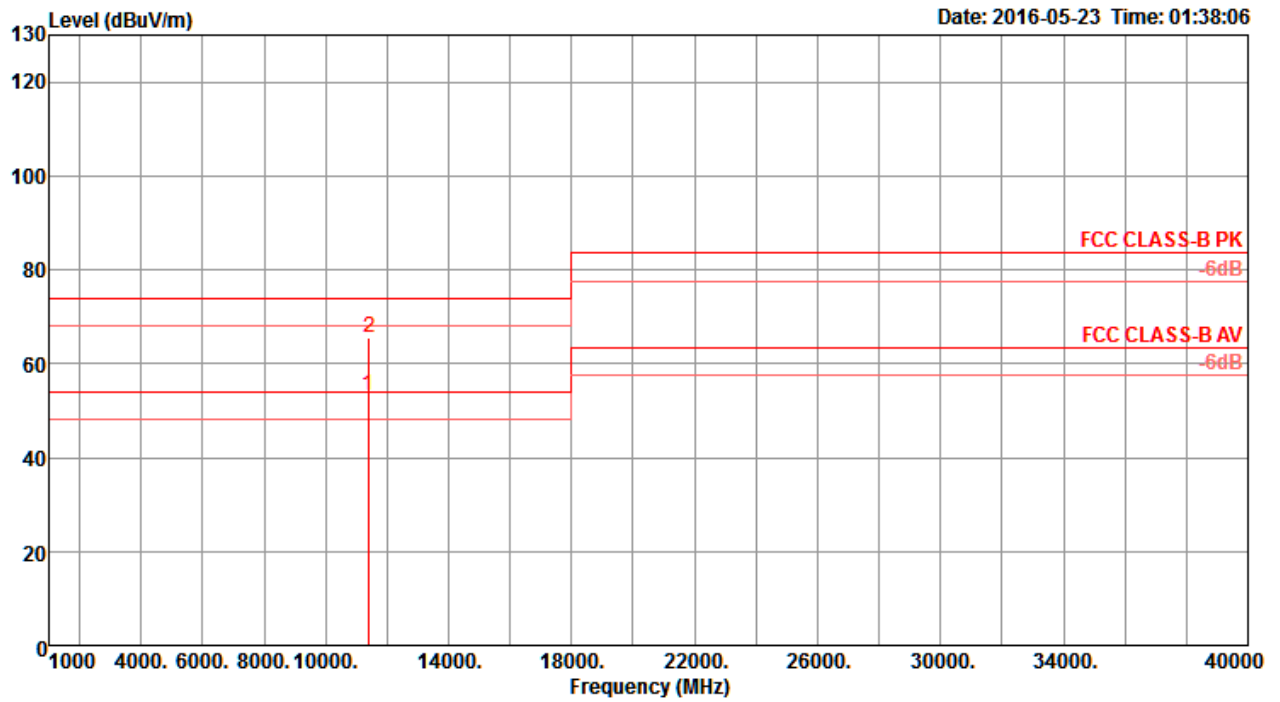
Temperature	22°C	Humidity	56%
Test Engineer	Peter Wu & Gary Chu	Configurations	IEEE 802.11ac MCS0/Nss1 VHT20 CH 140 / Chain 1 + Chain 2 + Chain 3 + Chain 4
Test Mode	Mode 1		

Horizontal



	Freq	Level	Limit	Over	Read	CableAntenna	Preamp	A/Pos	T/Pos	Remark	Pol/Phase	
	MHz	dBuV/m	dBuV/m	dB	dBuV	dB	dB/m	dB	cm	deg		
1	11390.80	57.68	74.00	-16.32	44.18	9.63	38.50	34.63	243	75	Peak	HORIZONTAL
2	11393.88	44.41	54.00	-9.59	30.91	9.63	38.50	34.63	243	75	Average	HORIZONTAL

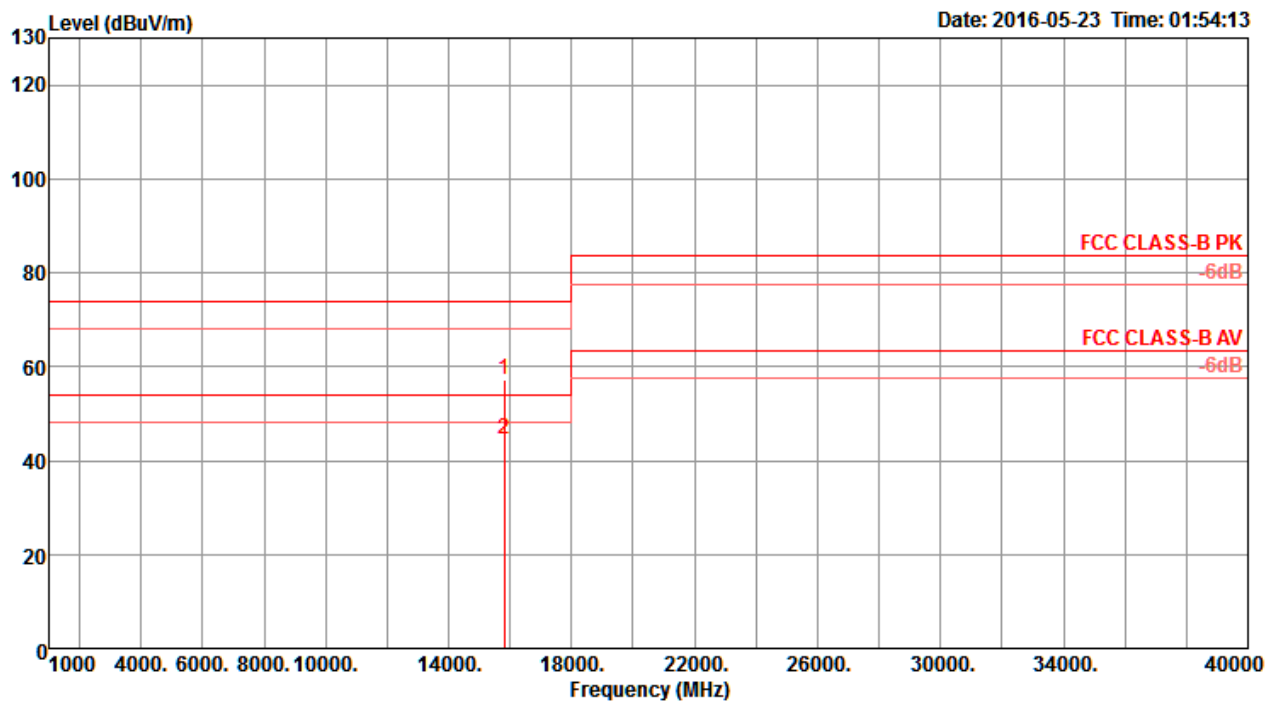
Vertical



	Freq	Level	Limit	Over	Read	CableAntenna	Preamp	A/Pos	T/Pos	Remark	Pol/Phase	
	MHz	dBuV/m	dBuV/m	dB	dBuV	dB	dB/m	dB	cm	deg		
1	11391.54	53.10	54.00	-0.90	39.60	9.63	38.50	34.63	208	336	Average	VERTICAL
2	11403.21	65.59	74.00	-8.41	52.09	9.63	38.50	34.63	208	336	Peak	VERTICAL

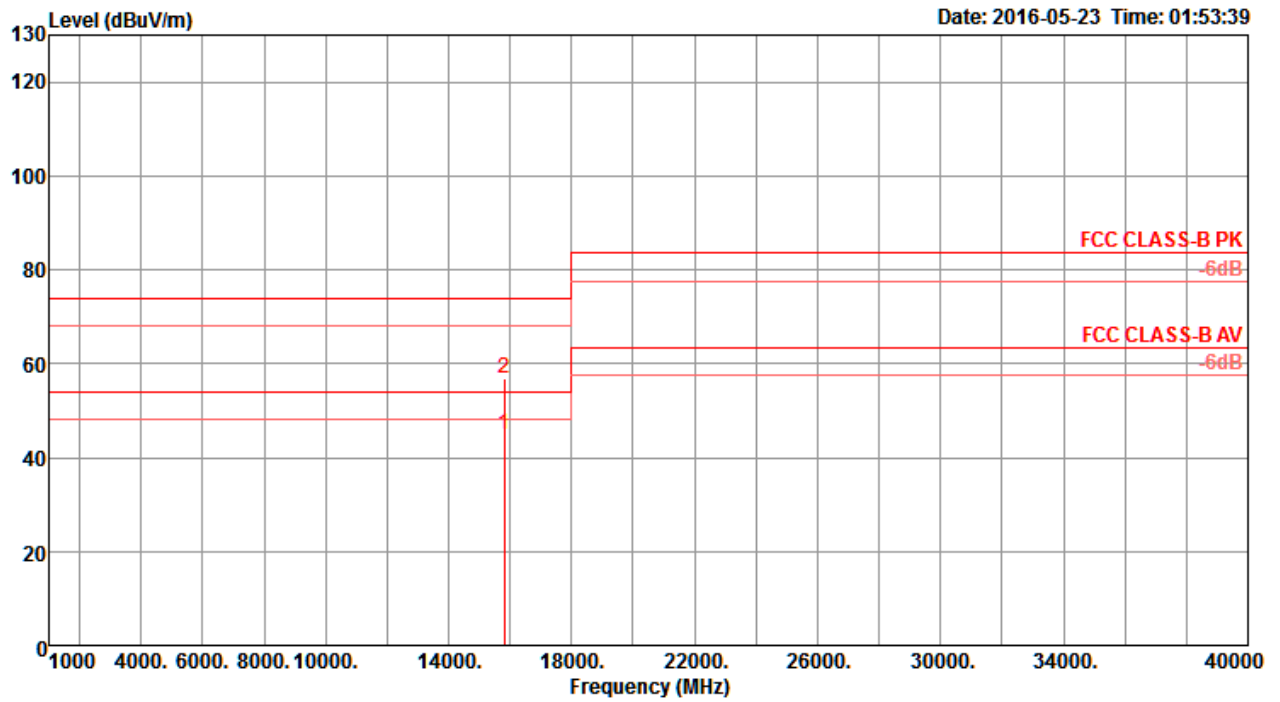
Temperature	22°C	Humidity	56%
Test Engineer	Peter Wu & Gary Chu	Configurations	IEEE 802.11ac MCS0/Nss1 VHT40 CH 54 / Chain 1 + Chain 2 + Chain 3 + Chain 4
Test Mode	Mode 1		

Horizontal



	Freq	Level	Limit	Over	Read	Cable	Antenna	Preamp	A/Pos	T/Pos	Remark	Pol/Phase
	MHz	dBuV/m	dBuV/m	dB	dBuV	dB	dB/m	dB	cm	deg		
1	15811.65	57.10	74.00	-16.90	42.10	11.30	38.55	34.85	186	215	Peak	HORIZONTAL
2	15811.86	44.50	54.00	-9.50	29.50	11.30	38.55	34.85	186	215	Average	HORIZONTAL

Vertical

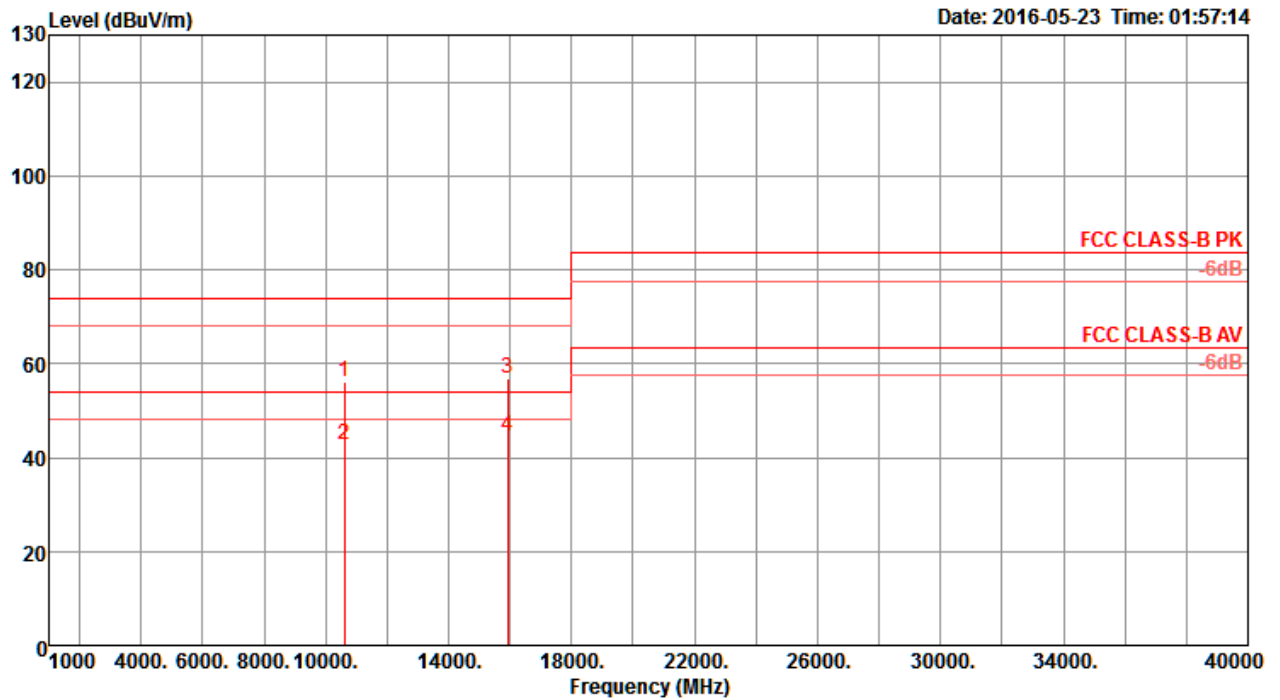


	Freq	Level	Limit	Over	Read	CableAntenna	Preamp	A/Pos	T/Pos	Remark	Pol/Phase	
	MHz	dBuV/m	dBuV/m	dB	dBuV	dB	dB/m	dB	cm	deg		
1	15808.08	44.88	54.00	-9.12	29.88	11.30	38.55	34.85	212	267	Average	VERTICAL
2	15812.08	56.99	74.00	-17.01	41.99	11.30	38.55	34.85	212	267	Peak	VERTICAL



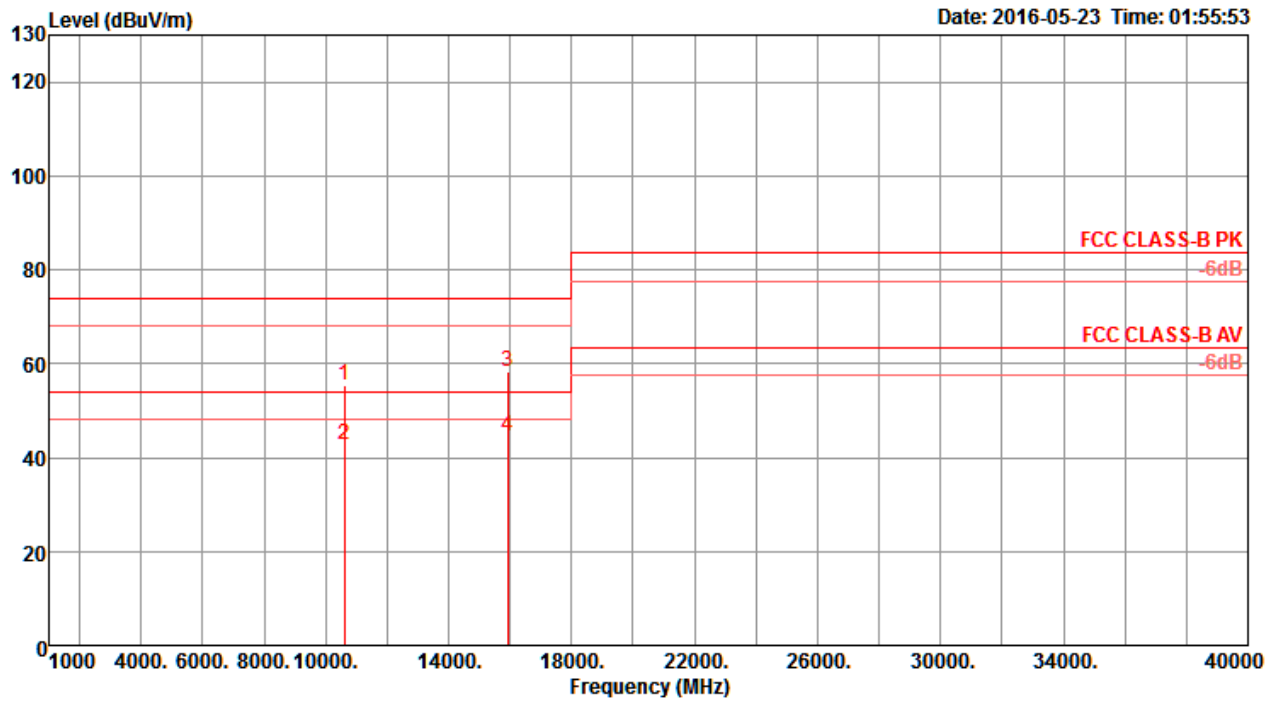
Temperature	22°C	Humidity	56%
Test Engineer	Peter Wu & Gary Chu	Configurations	IEEE 802.11ac MCS0/Nss1 VHT40 CH 62 / Chain 1 + Chain 2 + Chain 3 + Chain 4
Test Mode	Mode 1		

Horizontal



	Freq	Level	Limit	Over	Read	Cable	Antenna	Preamp	A/Pos	T/Pos	Remark	Pol/Phase
	MHz	dBuV/m	dBuV/m	dB	dBuV	dB	dB/m	dB	cm	deg		
1	10621.04	56.26	74.00	-17.74	42.95	9.74	38.50	34.93	193	216	Peak	HORIZONTAL
2	10624.94	42.57	54.00	-11.43	29.27	9.73	38.50	34.93	193	216	Average	HORIZONTAL
3	15927.88	56.72	74.00	-17.28	41.63	11.33	38.74	34.98	178	161	Peak	HORIZONTAL
4	15934.86	44.54	54.00	-9.46	29.45	11.33	38.74	34.98	178	161	Average	HORIZONTAL

Vertical

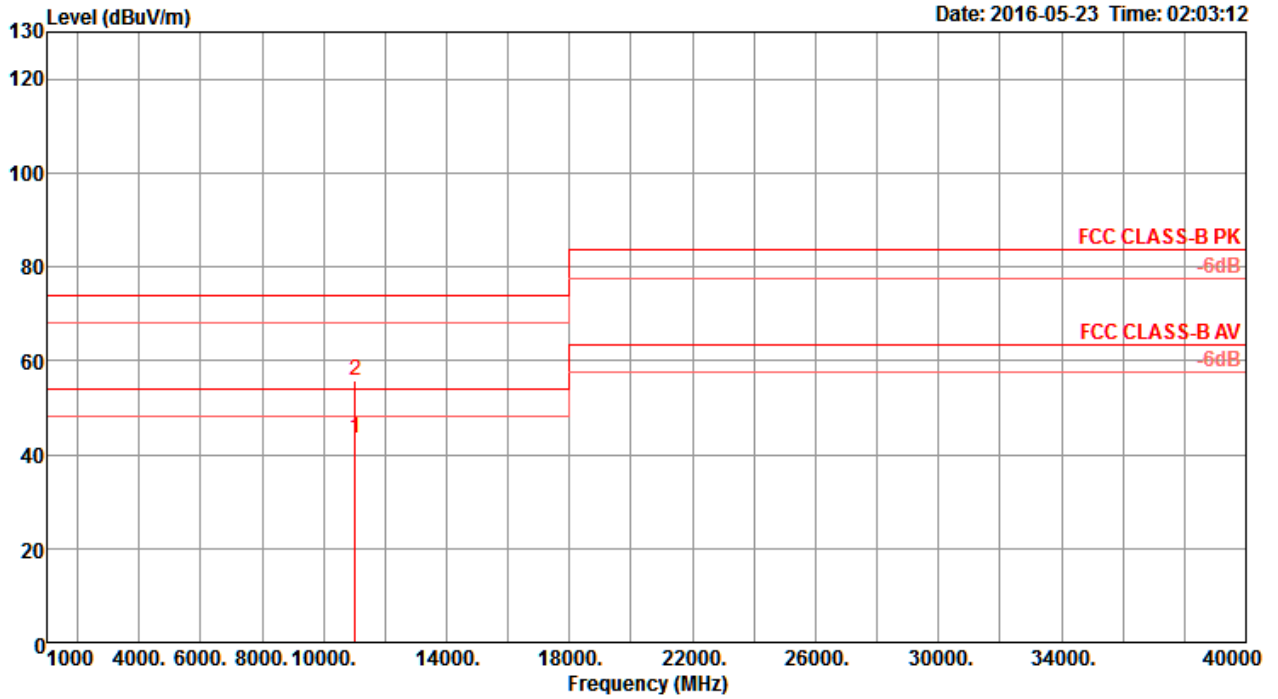


	Freq	Level	Limit	Over	Read	CableAntenna	Preamp	A/Pos	T/Pos	Remark	Pol/Phase	
	MHz	dBuV/m	dBuV/m	dB	dBuV	dB	dB/m	dB	cm	deg		
1	10617.93	55.30	74.00	-18.70	41.99	9.74	38.50	34.93	165	204	Peak	VERTICAL
2	10619.62	42.86	54.00	-11.14	29.55	9.74	38.50	34.93	165	204	Average	VERTICAL
3	15925.90	58.23	74.00	-15.77	43.14	11.33	38.74	34.98	182	190	Peak	VERTICAL
4	15932.37	44.57	54.00	-9.43	29.48	11.33	38.74	34.98	182	190	Average	VERTICAL



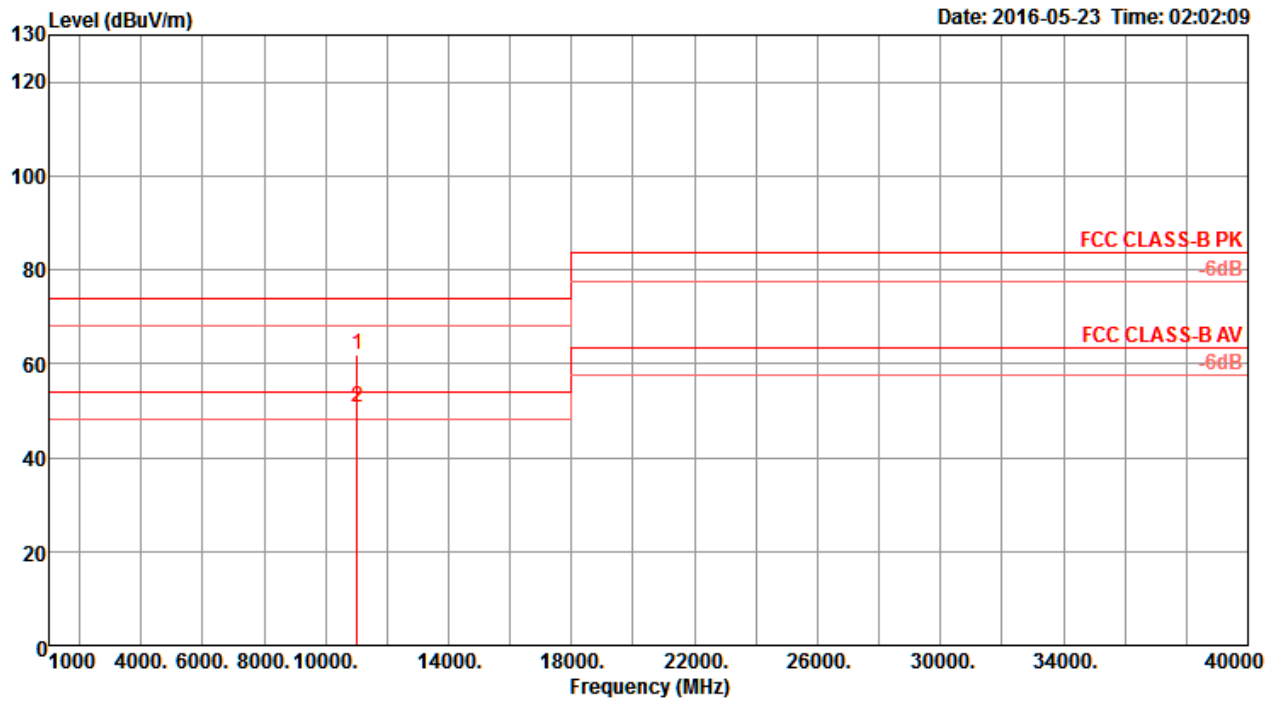
Temperature	22°C	Humidity	56%
Test Engineer	Peter Wu & Gary Chu	Configurations	IEEE 802.11ac MCS0/Nss1 VHT40 CH 102 / Chain 1 + Chain 2 + Chain 3 + Chain 4
Test Mode	Mode 1		

Horizontal



	Freq	Level	Limit	Over	Read	Cable	Antenna	Preamp	A/Pos	T/Pos	Remark	Pol/Phase
	MHz	dBuV/m	dBuV/m	dB	dBuV	dB	dB/m	dB	cm	deg		
1	11018.99	43.30	54.00	-10.70	29.78	9.68	38.50	34.66	205	94	Average	HORIZONTAL
2	11021.52	55.77	74.00	-18.23	42.25	9.68	38.50	34.66	205	94	Peak	HORIZONTAL

Vertical

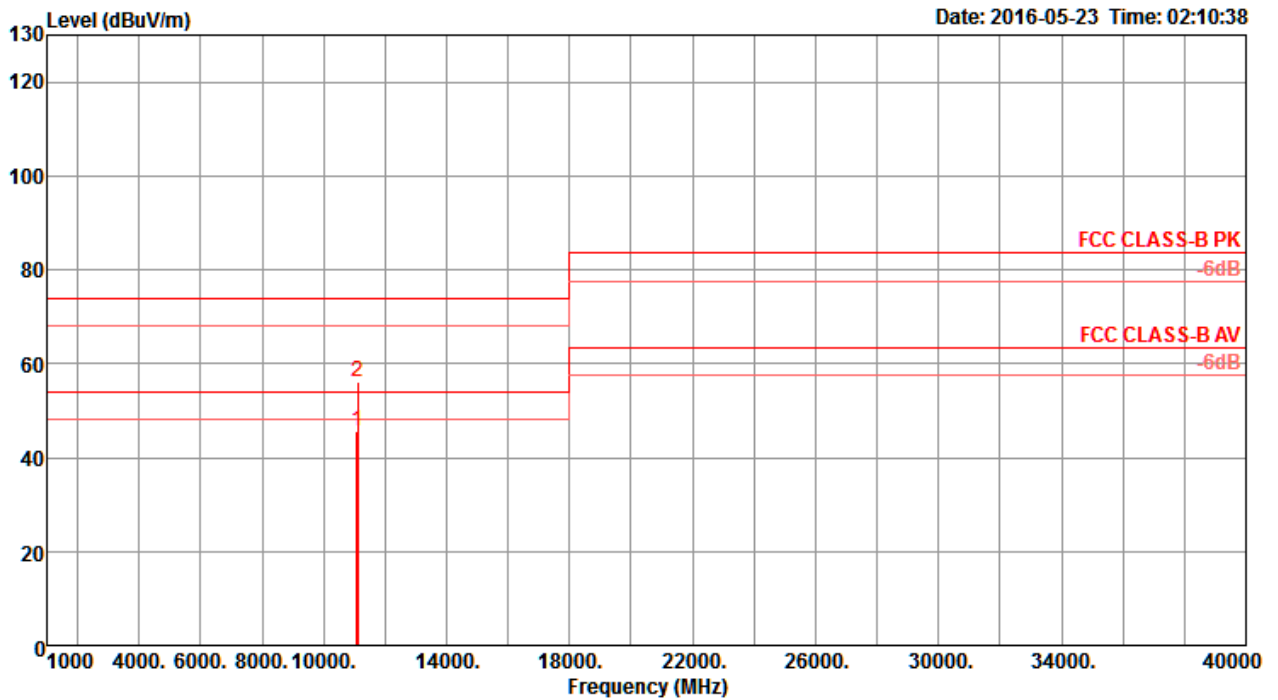


	Freq	Level	Limit Line	Over Limit	Read Level	CableAntenna Loss	Preamp Factor	A/Pos	T/Pos	Remark	Pol/Phase	
	MHz	dBuV/m	dBuV/m	dB	dBuV	dB	dB/m	dB	cm	deg		
1	11015.40	61.99	74.00	-12.01	48.47	9.68	38.50	34.66	210	341	Peak	VERTICAL
2	11015.42	50.61	54.00	-3.39	37.09	9.68	38.50	34.66	210	341	Average	VERTICAL



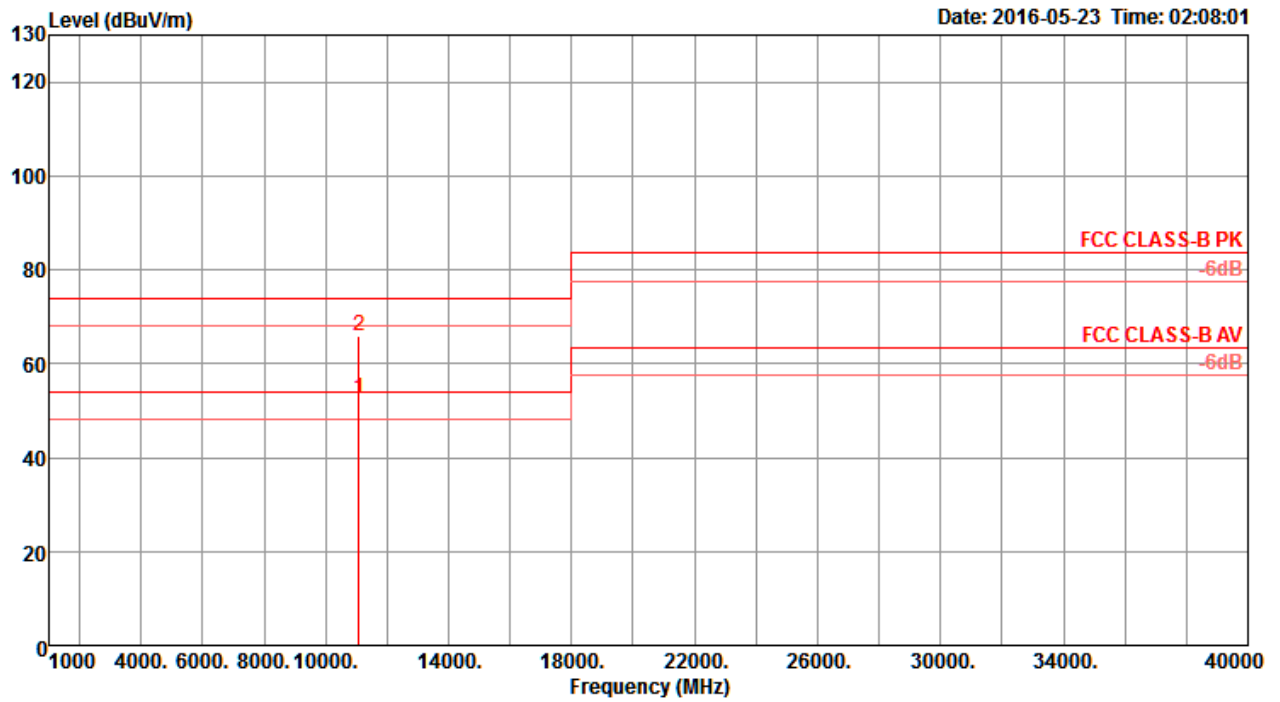
Temperature	22°C	Humidity	56%
Test Engineer	Peter Wu & Gary Chu	Configurations	IEEE 802.11ac MCS0/Nss1 VHT40 CH 110 / Chain 1 + Chain 2 + Chain 3 + Chain 4
Test Mode	Mode 1		

Horizontal



	Freq	Level	Limit	Over	Read	Cable	Antenna	Preamp	A/Pos	T/Pos	Remark	Pol/Phase
	MHz	dBuV/m	dBuV/m	dB	dBuV	dB	dB/m	dB	cm	deg		
1	11089.55	45.67	54.00	-8.33	32.15	9.67	38.50	34.65	186	74	Average	HORIZONTAL
2	11099.87	56.14	74.00	-17.86	42.62	9.67	38.50	34.65	186	74	Peak	HORIZONTAL

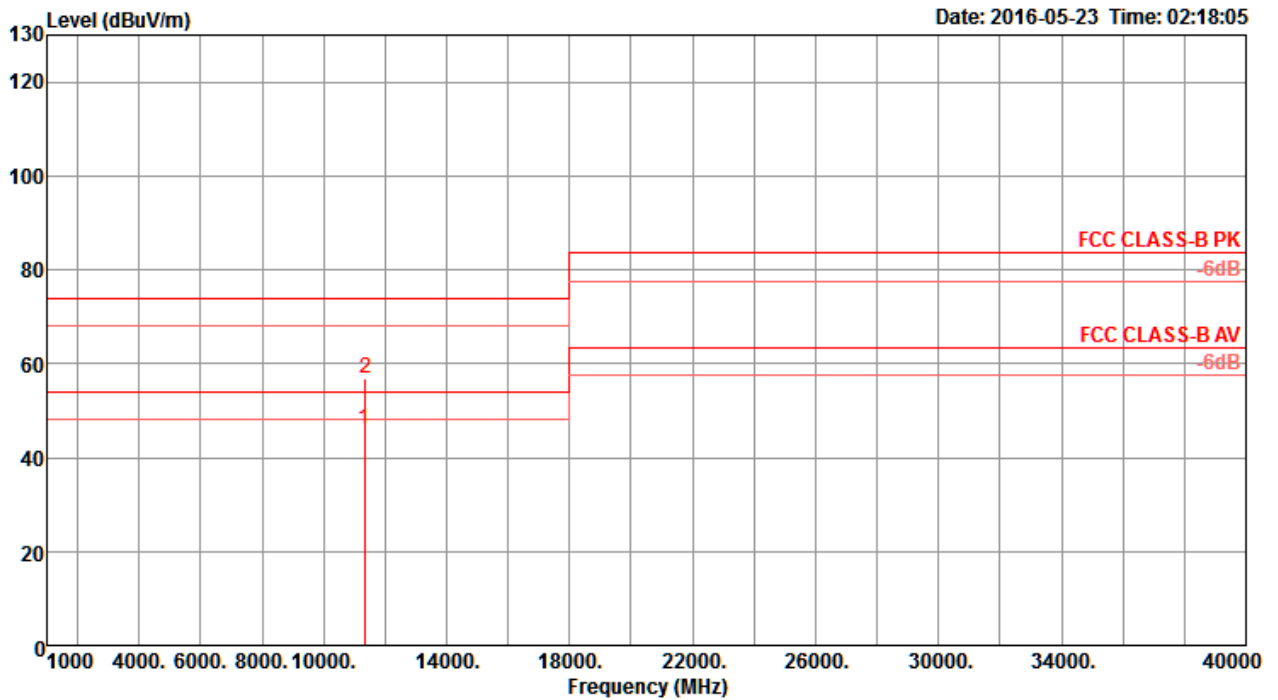
Vertical



	Freq	Level	Limit	Over	Read	CableAntenna	Preamp	A/Pos	T/Pos	Remark	Pol/Phase	
	MHz	dBuV/m	dBuV/m	dB	dBuV	dB	dB/m	dB	cm	deg		
1	11088.85	52.66	54.00	-1.34	39.14	9.67	38.50	34.65	205	343	Average	VERTICAL
2	11089.29	66.04	74.00	-7.96	52.52	9.67	38.50	34.65	205	343	Peak	VERTICAL

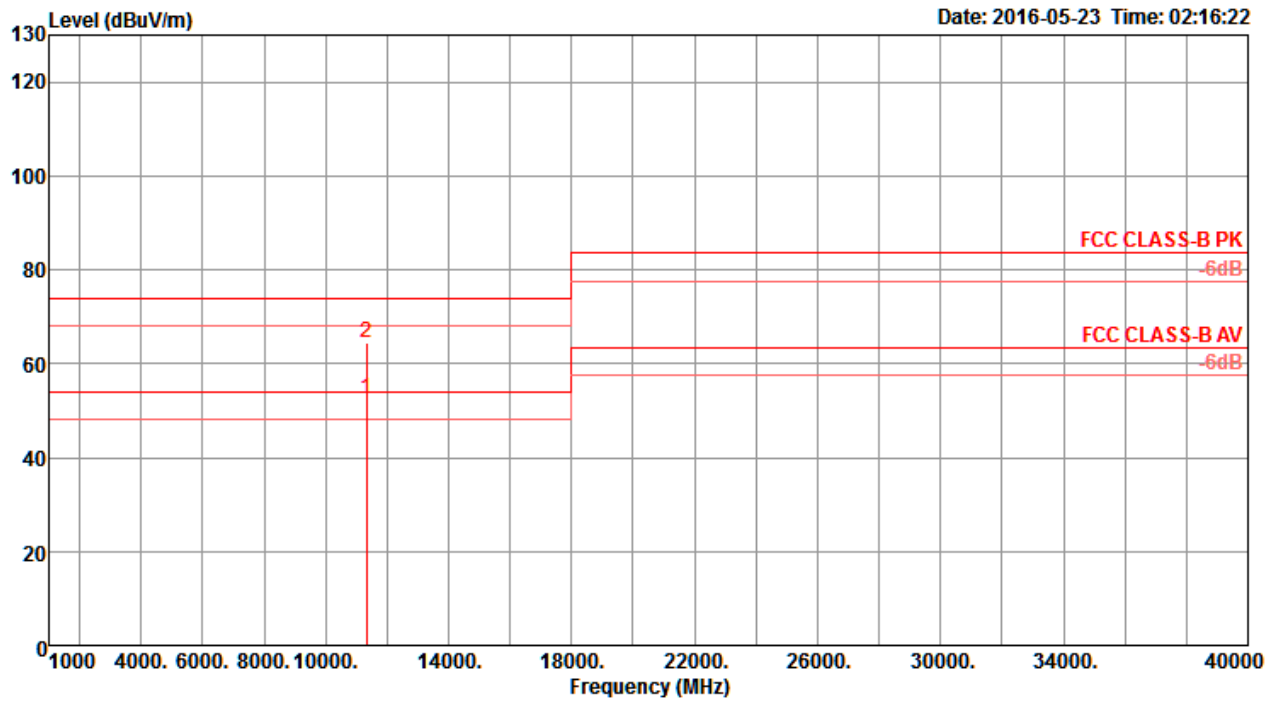
Temperature	22°C	Humidity	56%
Test Engineer	Peter Wu & Gary Chu	Configurations	IEEE 802.11ac MCS0/Nss1 VHT40 CH 134 / Chain 1 + Chain 2 + Chain 3 + Chain 4
Test Mode	Mode 1		

Horizontal



	Freq	Level	Limit	Over	Read	CableAntenna	Preamp	A/Pos	T/Pos	Remark	Pol/Phase	
	MHz	dBuV/m	dBuV/m	dB	dBuV	dB	dB/m	dB	cm	deg		
1	11331.92	46.08	54.00	-7.92	32.57	9.64	38.50	34.63	194	81	Average	HORIZONTAL
2	11344.94	56.71	74.00	-17.29	43.20	9.64	38.50	34.63	194	81	Peak	HORIZONTAL

Vertical

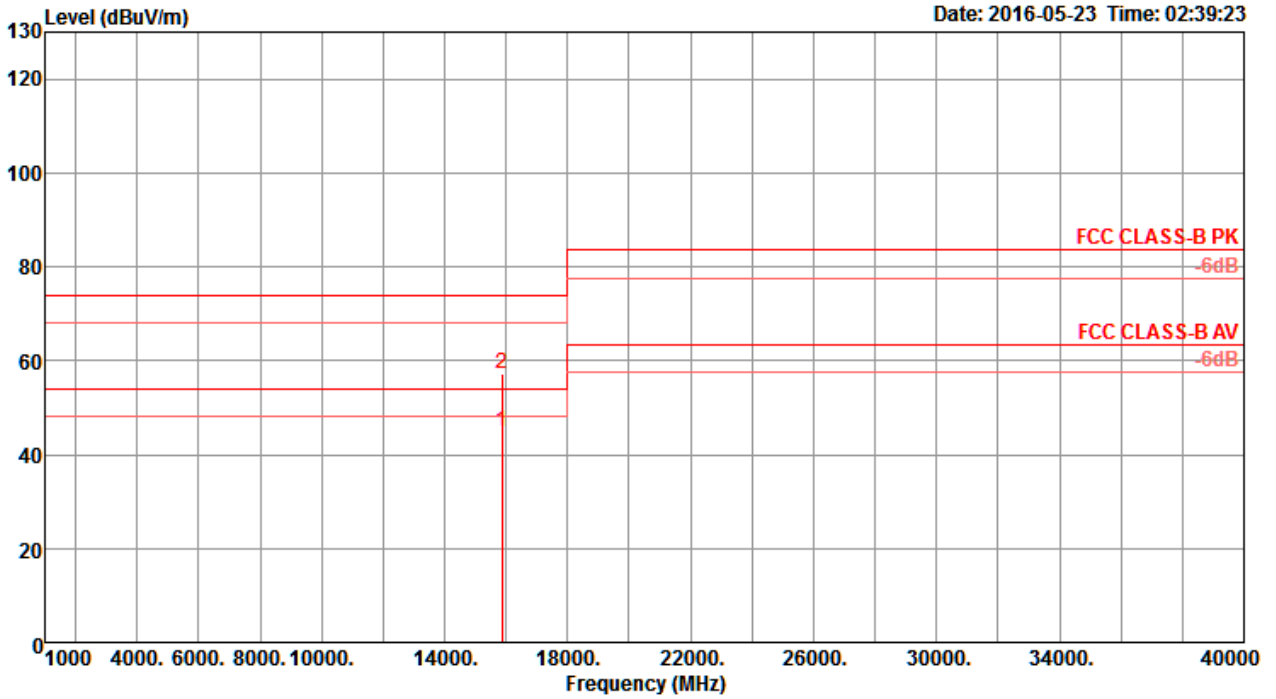


	Freq	Level	Limit	Over	Read	CableAntenna	Preamp	A/Pos	T/Pos	Remark	Pol/Phase	
	MHz	dBuV/m	dBuV/m	dB	dBuV	dB	dB/m	dB	cm	deg		
1	11329.87	52.52	54.00	-1.48	39.01	9.64	38.50	34.63	210	344	Average	VERTICAL
2	11331.41	64.55	74.00	-9.45	51.04	9.64	38.50	34.63	210	344	Peak	VERTICAL



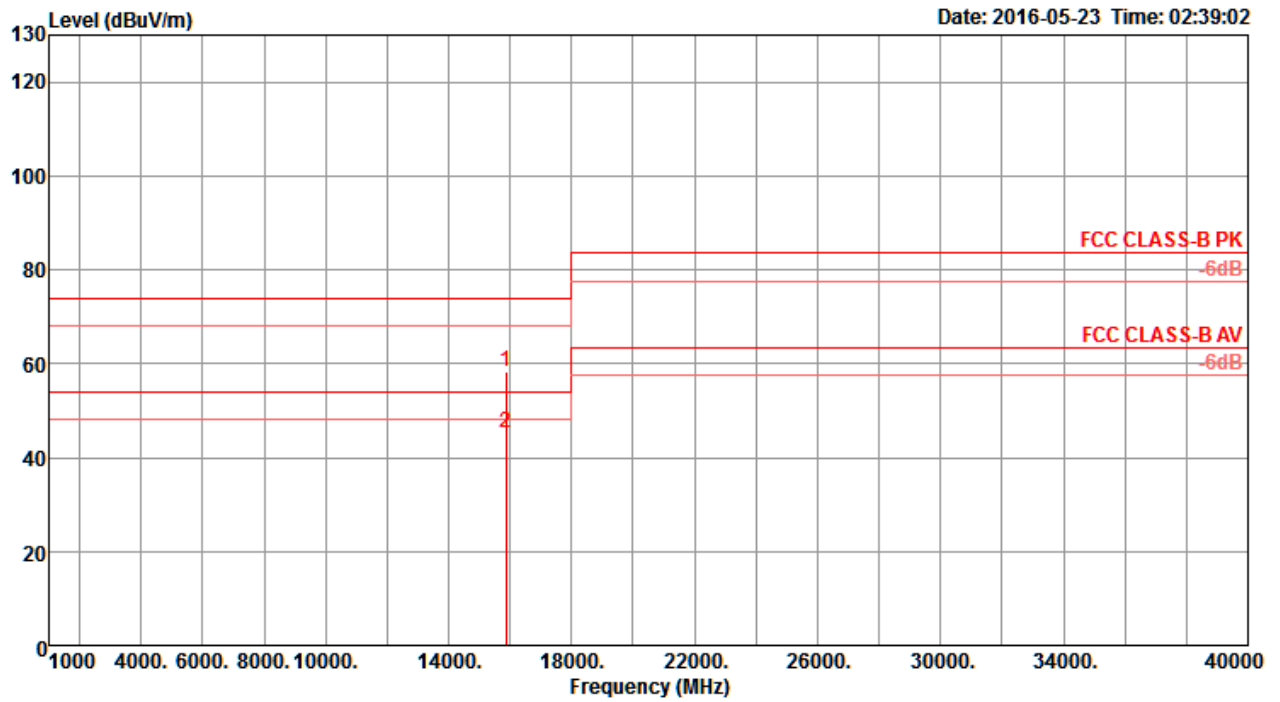
Temperature	22°C	Humidity	56%
Test Engineer	Peter Wu & Gary Chu	Configurations	IEEE 802.11ac MCS0/Nss1 VHT80 CH 58 / Chain 1 + Chain 2 + Chain 3 + Chain 4
Test Mode	Mode 1		

Horizontal



	Freq	Level	Limit	Over	Read	CableAntenna	Preamp	A/Pos	T/Pos	Remark	Pol/Phase	
	MHz	dBuV/m	dBuV/m	dB	dBuV	dB	dB/m	dB	cm	deg		
1	15871.76	45.05	54.00	-8.95	30.07	11.31	38.61	34.94	200	86	Average	HORIZONTAL
2	15874.62	57.19	74.00	-16.81	42.14	11.32	38.67	34.94	200	86	Peak	HORIZONTAL

Vertical

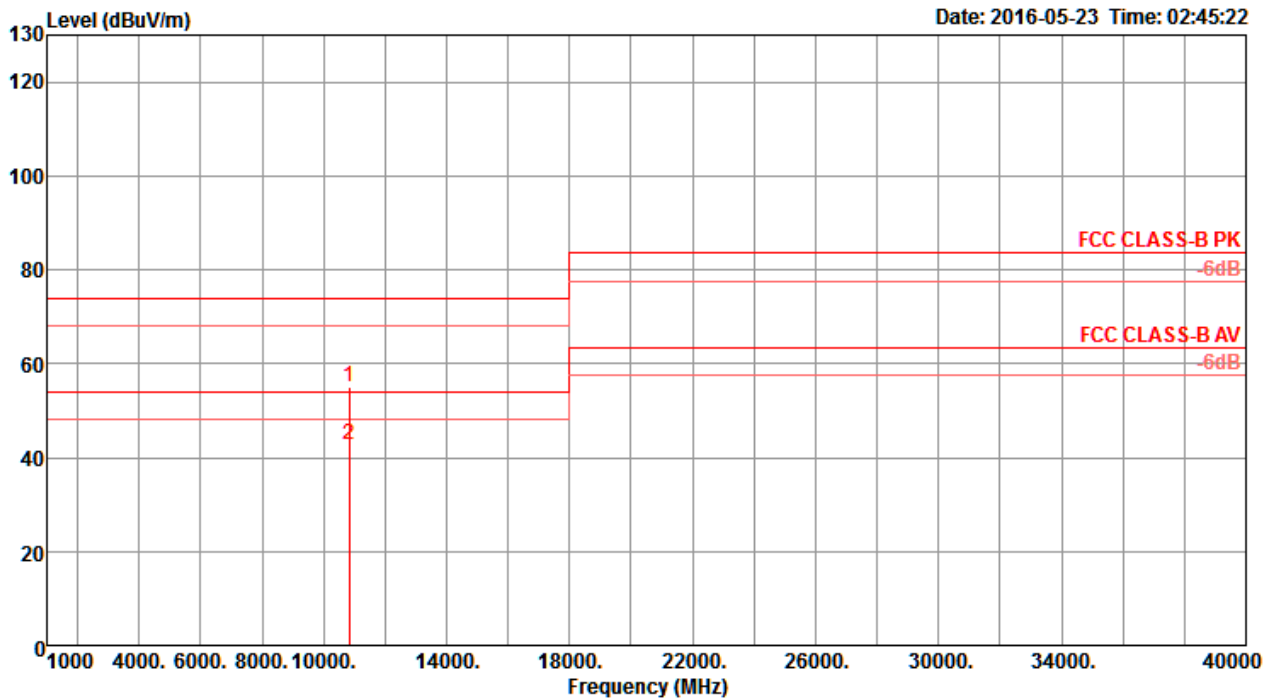


	Freq	Level	Limit	Over	Read	CableAntenna	Preamp	A/Pos	T/Pos	Remark	Pol/Phase	
	MHz	dBuV/m	dBuV/m	dB	dBuV	dB	dB/m	dB	cm	deg		
1	15870.35	58.12	74.00	-15.88	43.14	11.31	38.61	34.94	210	335	Peak	VERTICAL
2	15875.77	45.42	54.00	-8.58	30.37	11.32	38.67	34.94	210	335	Average	VERTICAL



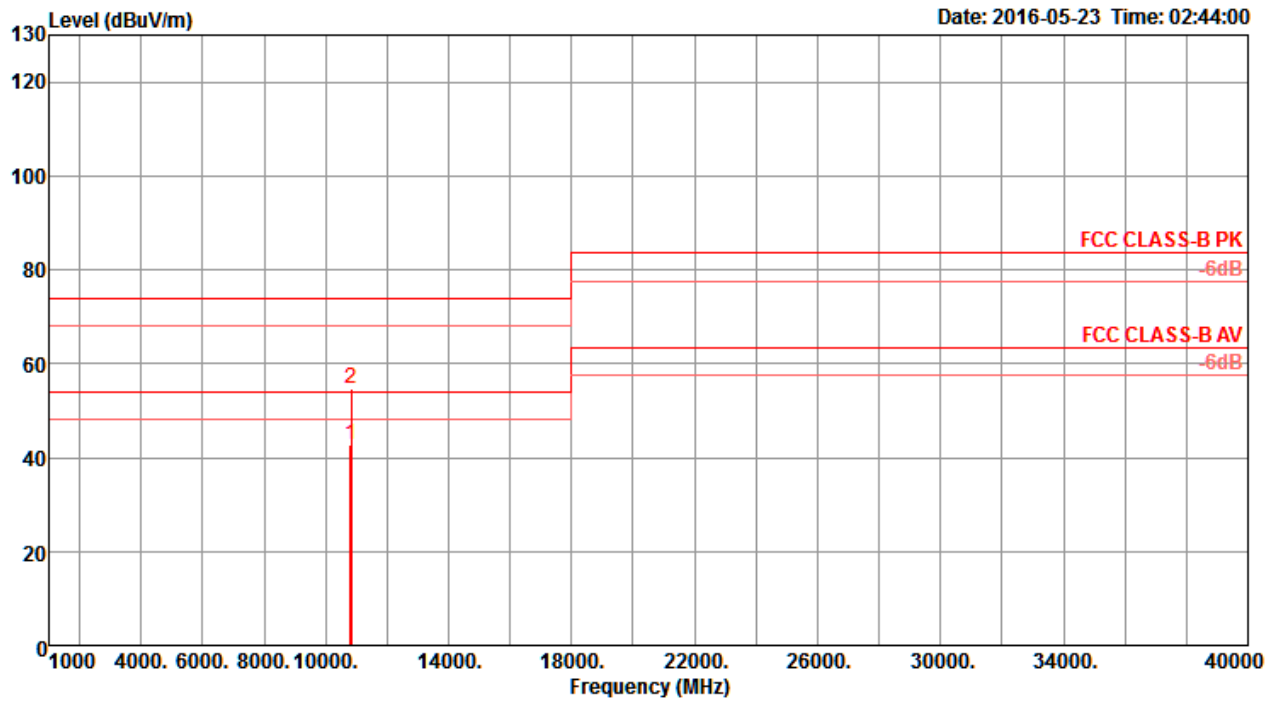
Temperature	22°C	Humidity	56%
Test Engineer	Peter Wu & Gary Chu	Configurations	IEEE 802.11ac MCS0/Nss1 VHT80 CH 106 / Chain 1 + Chain 2 + Chain 3 + Chain 4
Test Mode	Mode 1		

Horizontal



	Freq	Level	Limit	Over	Read	CableAntenna	Preamp	A/Pos	T/Pos	Remark	Pol/Phase
	MHz	dBuV/m	dBuV/m	dB	dBuV	dB	dB/m	dB	cm	deg	
1	10824.01	54.94	74.00	-19.06	41.51	9.71	38.50	34.78	203	75 Peak	HORIZONTAL
2	10824.49	42.59	54.00	-11.41	29.16	9.71	38.50	34.78	203	75 Average	HORIZONTAL

Vertical

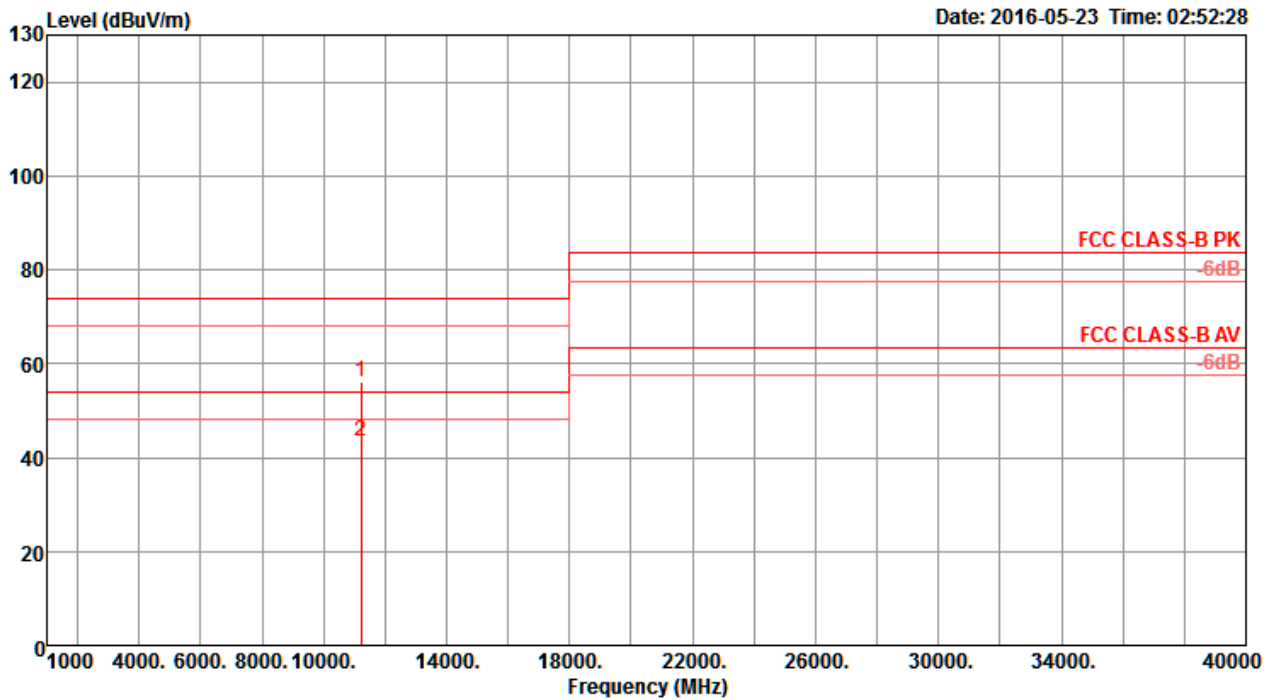


	Freq	Level	Limit	Over	Read	CableAntenna	Preamp	A/Pos	T/Pos	Remark	Pol/Phase	
	MHz	dBuV/m	dBuV/m	dB	dBuV	dB	dB/m	dB	cm	deg		
1	10810.51	42.77	54.00	-11.23	29.37	9.71	38.50	34.81	234	354	Average	VERTICAL
2	10822.28	54.68	74.00	-19.32	41.25	9.71	38.50	34.78	234	354	Peak	VERTICAL



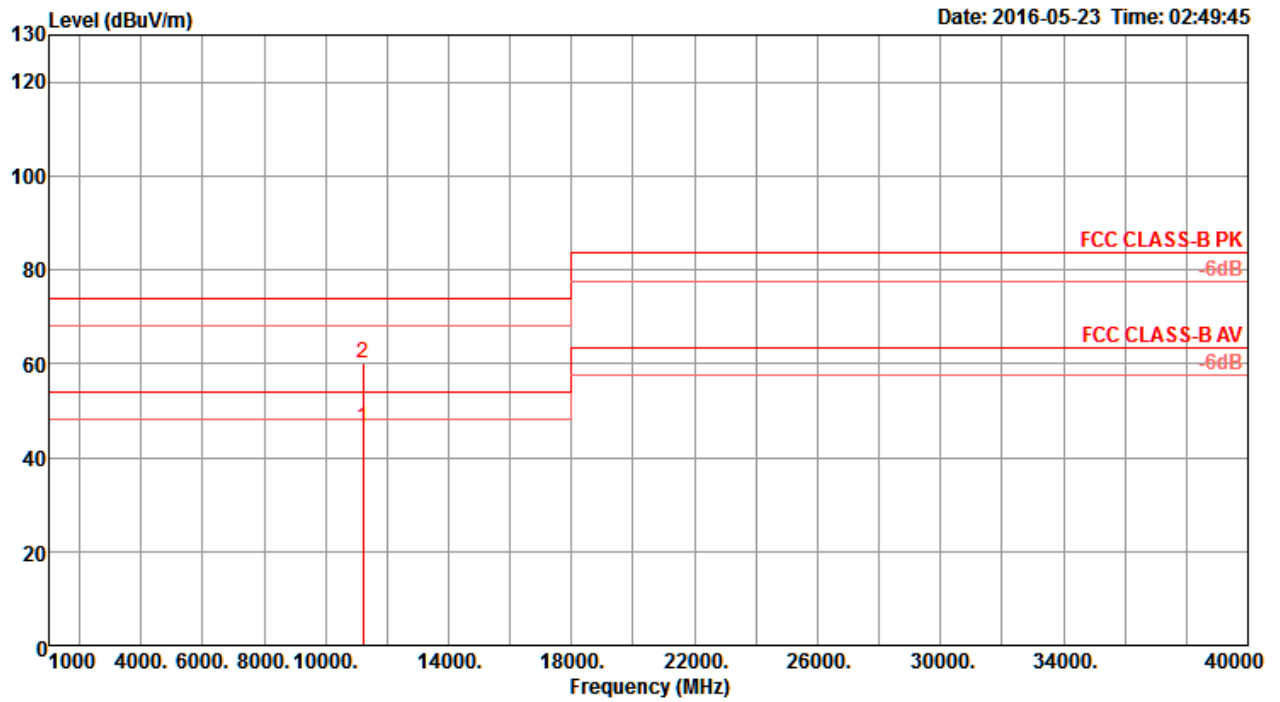
Temperature	22°C	Humidity	56%
Test Engineer	Peter Wu & Gary Chu	Configurations	IEEE 802.11ac MCS0/Nss1 VHT80 CH 122 / Chain 1 + Chain 2 + Chain 3 + Chain 4
Test Mode	Mode 1		

Horizontal



	Freq	Level	Limit	Over	Read	Cable	Antenna	Preamp	A/Pos	T/Pos	Remark	Pol/Phase
	MHz	dBuV/m	dBuV/m	dB	dBuV	dB	dB/m	dB	cm	deg		
1	11210.38	56.05	74.00	-17.95	42.53	9.66	38.50	34.64	201	98	Peak	HORIZONTAL
2	11224.49	43.31	54.00	-10.69	29.80	9.65	38.50	34.64	201	98	Average	HORIZONTAL

Vertical



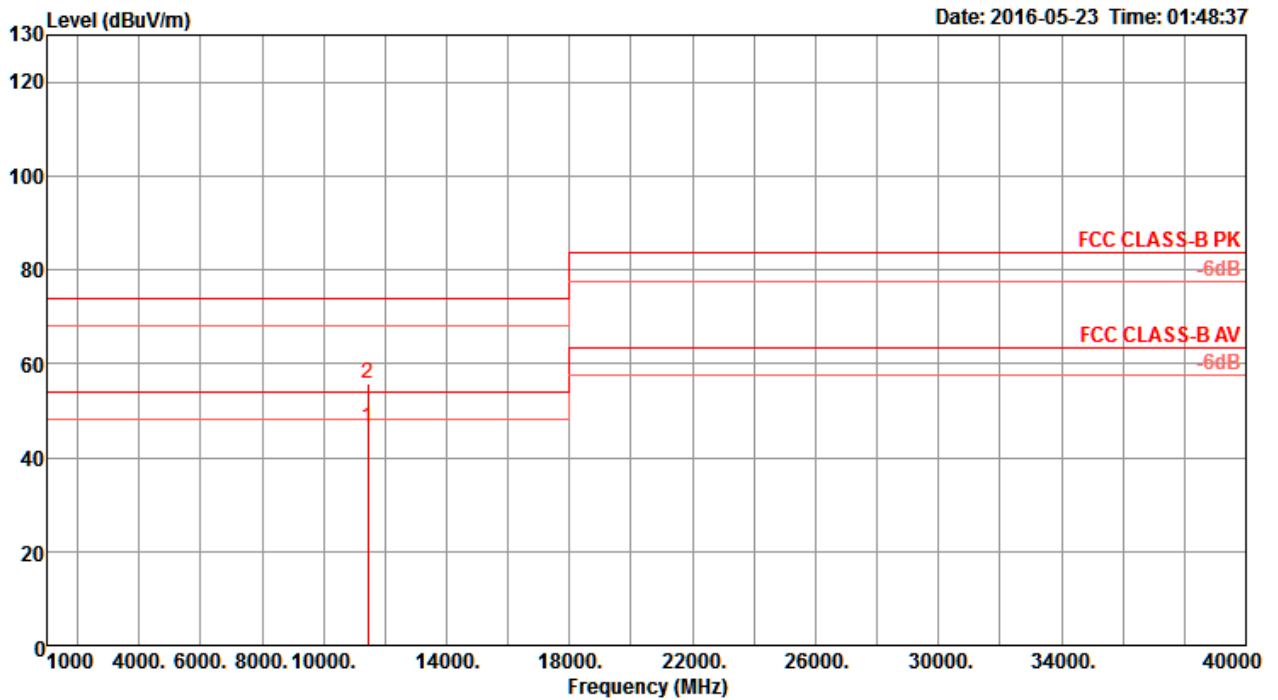
	Freq	Level	Limit	Over	Read	CableAntenna	Preamp	A/Pos	T/Pos	Remark	Pol/Phase	
	MHz	dBuV/m	dBuV/m	dB	dBuV	dB	dB/m	dB	cm	deg		
1	11214.71	46.31	54.00	-7.69	32.79	9.66	38.50	34.64	222	344	Average	VERTICAL
2	11229.65	60.28	74.00	-13.72	46.77	9.65	38.50	34.64	222	344	Peak	VERTICAL



Straddle Channel

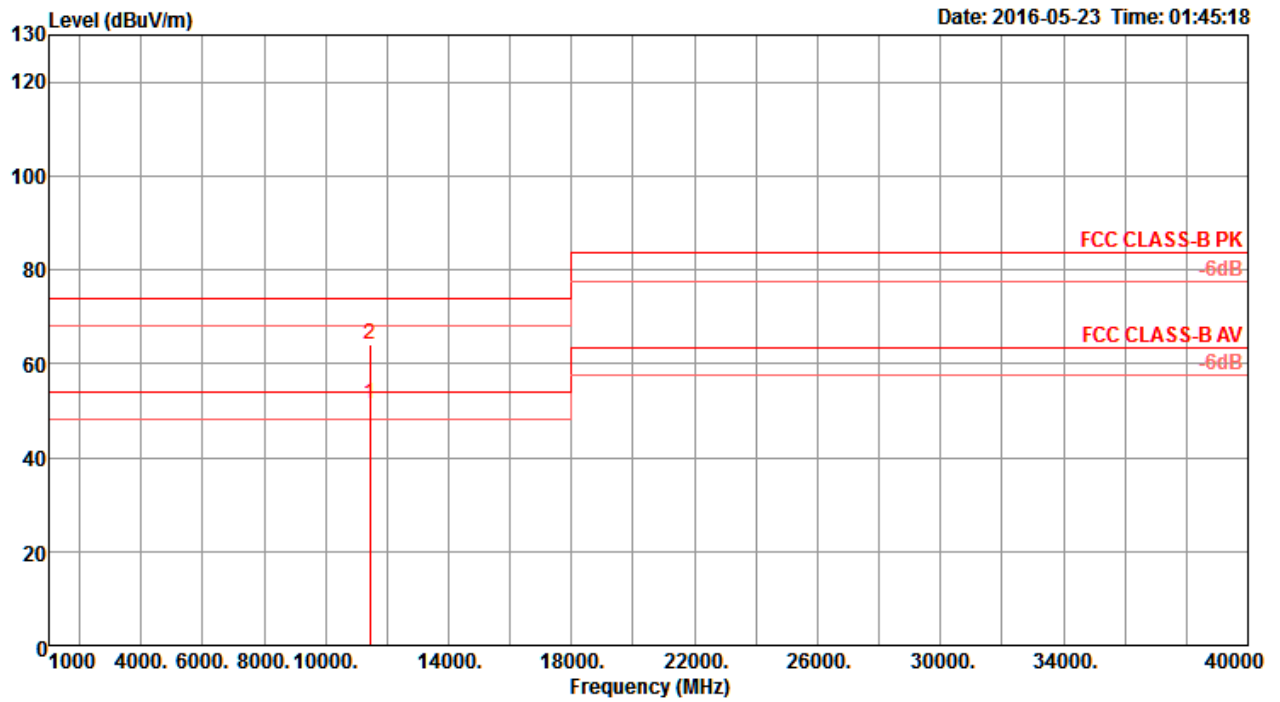
Temperature	22°C	Humidity	56%
Test Engineer	Peter Wu & Gary Chu	Configurations	IEEE 802.11ac MCS0/Nss1 VHT20 CH 144 / Chain 1 + Chain 2 + Chain 3 + Chain 4
Test Mode	Mode 1		

Horizontal



	Freq	Level	Limit	Over	Read	Cable	Antenna	Preamp	A/Pos	T/Pos	Remark	Pol/Phase
	MHz	dBuV/m	dBuV/m	dB	dBuV	dB	dB/m	dB	cm	deg		
1	11435.64	46.22	54.00	-7.78	32.71	9.63	38.50	34.62	202	93	Average	HORIZONTAL
2	11437.24	55.92	74.00	-18.08	42.41	9.63	38.50	34.62	202	93	Peak	HORIZONTAL

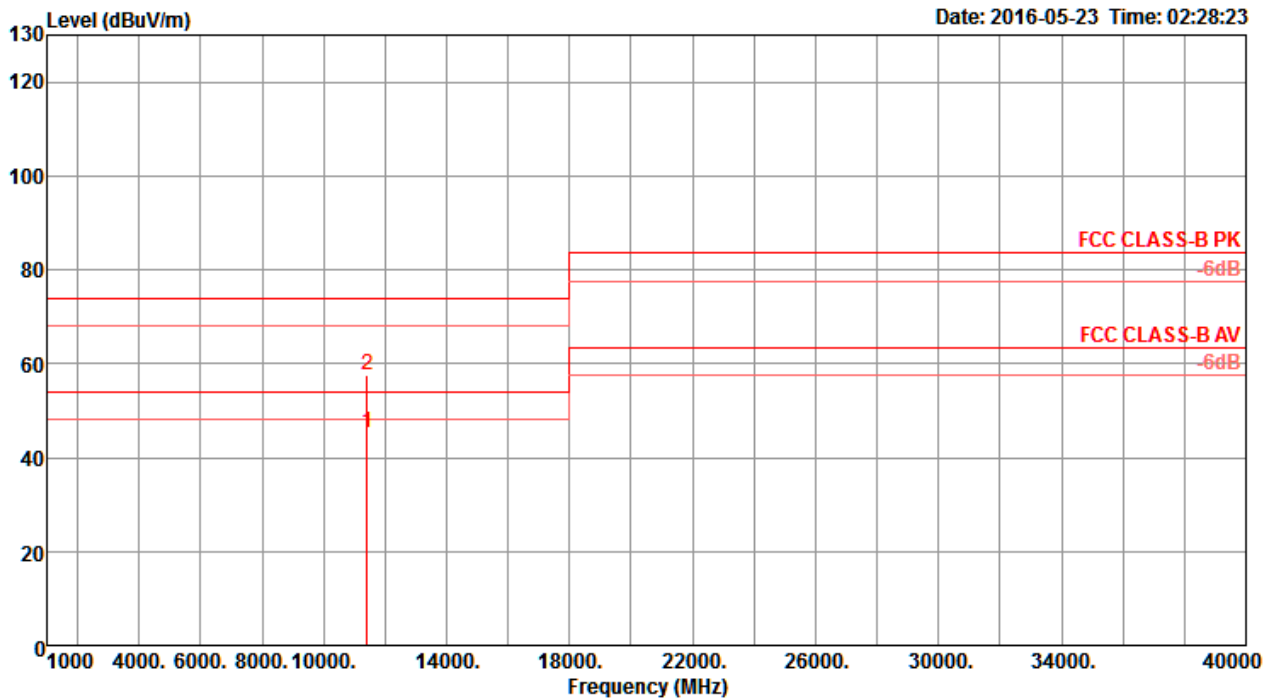
Vertical



	Freq	Level	Limit	Over	Read	CableAntenna	Preamp	A/Pos	T/Pos	Remark	Pol/Phase	
	MHz	dBuV/m	dBuV/m	dB	dBuV	dB	dB/m	dB	cm	deg		
1	11431.22	51.38	54.00	-2.62	37.88	9.63	38.50	34.63	212	336	Average	VERTICAL
2	11438.43	63.95	74.00	-10.05	50.44	9.63	38.50	34.62	212	336	Peak	VERTICAL

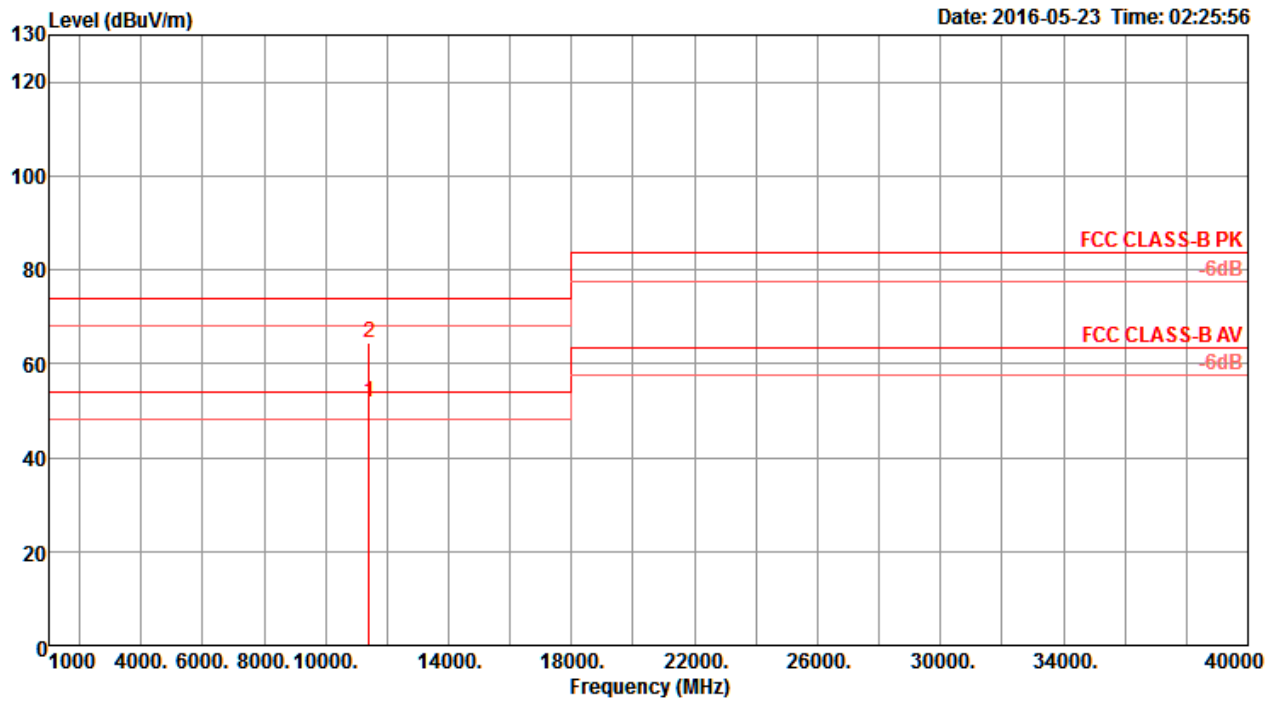
Temperature	22°C	Humidity	56%
Test Engineer	Peter Wu & Gary Chu	Configurations	IEEE 802.11ac MCS0/Nss1 VHT40 CH 142 / Chain 1 + Chain 2 + Chain 3 + Chain 4
Test Mode	Mode 1		

Horizontal



	Freq	Level	Limit	Over	Read	CableAntenna	Preamp	A/Pos	T/Pos	Remark	Pol/Phase	
	MHz	dBuV/m	dBuV/m	dB	dBuV	dB	dB/m	dB	cm	deg		
1	11410.22	45.34	54.00	-8.66	31.84	9.63	38.50	34.63	194	76	Average	HORIZONTAL
2	11411.70	57.56	74.00	-16.44	44.06	9.63	38.50	34.63	194	76	Peak	HORIZONTAL

Vertical

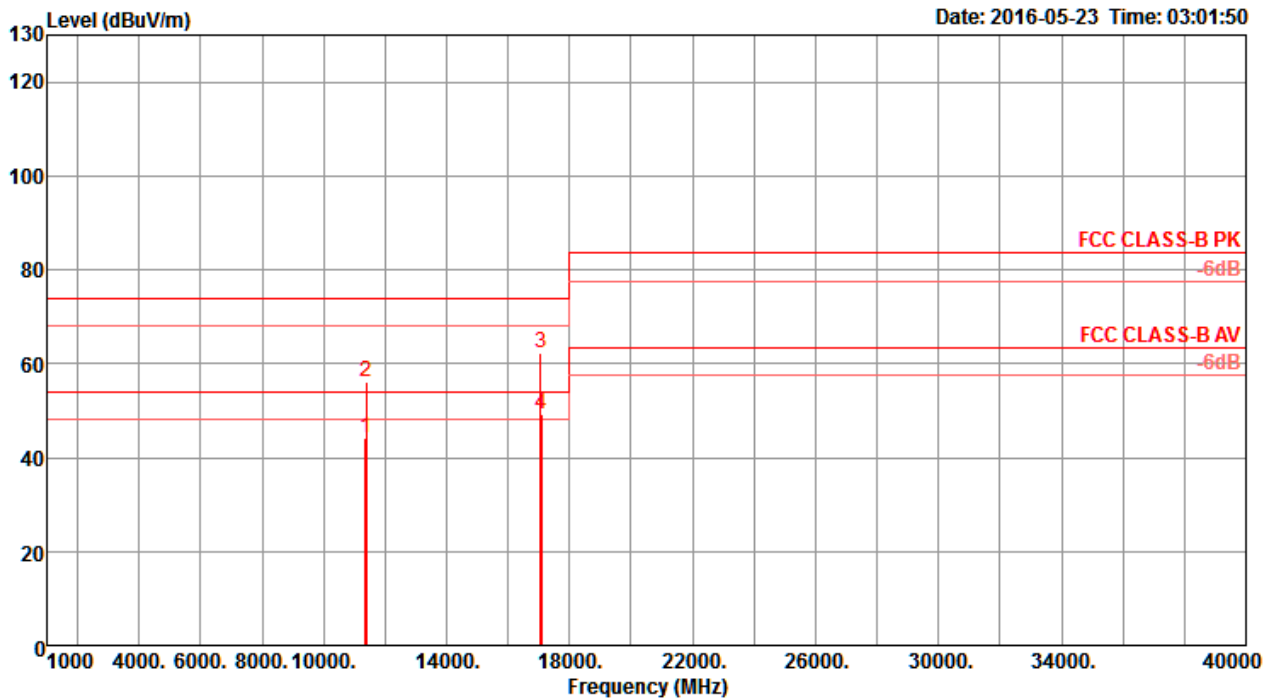


	Freq	Level	Limit Line	Over Limit	Read Level	CableAntenna Loss	Preamp Factor	A/Pos	T/Pos	Remark	Pol/Phase	
	MHz	dBuV/m	dBuV/m	dB	dBuV	dB	dB/m	dB	cm	deg		
1	11410.29	51.87	54.00	-2.13	38.37	9.63	38.50	34.63	203	334	Average	VERTICAL
2	11410.93	64.59	74.00	-9.41	51.09	9.63	38.50	34.63	203	334	Peak	VERTICAL



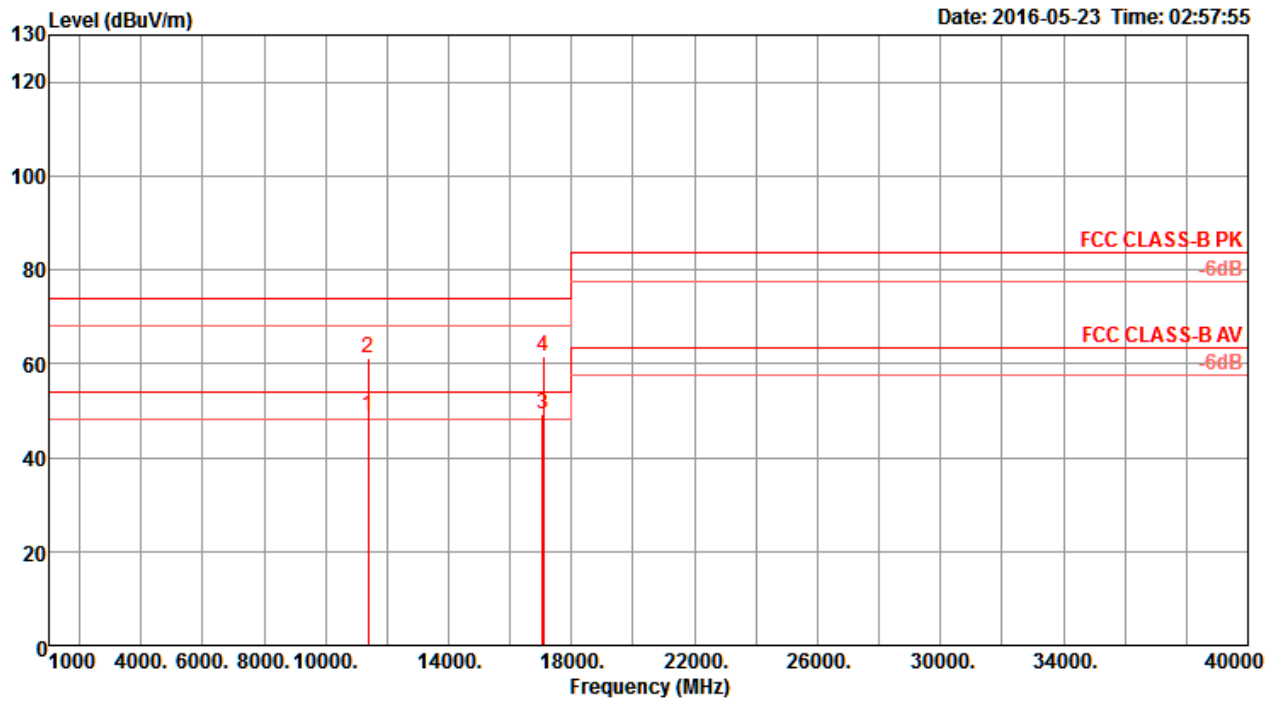
Temperature	22°C	Humidity	56%
Test Engineer	Peter Wu & Gary Chu	Configurations	IEEE 802.11ac MCS0/Nss1 VHT80 CH 138 / Chain 1 + Chain 2 + Chain 3 + Chain 4
Test Mode	Mode 1		

Horizontal



	Freq	Level	Limit	Over	Read	CableAntenna	Preamp	A/Pos	T/Pos	Remark	Pol/Phase	
	MHz	dBuV/m	dBuV/m	dB	dBuV	dB	dB/m	dB	cm	deg		
1	11371.89	44.06	54.00	-9.94	30.56	9.63	38.50	34.63	210	85	Average	HORIZONTAL
2	11376.67	56.19	74.00	-17.81	42.69	9.63	38.50	34.63	210	85	Peak	HORIZONTAL
3	17065.87	62.11	74.00	-11.89	42.13	12.04	41.78	33.84	190	340	Peak	HORIZONTAL
4	17075.61	49.19	54.00	-4.81	29.21	12.04	41.78	33.84	190	340	Average	HORIZONTAL

Vertical

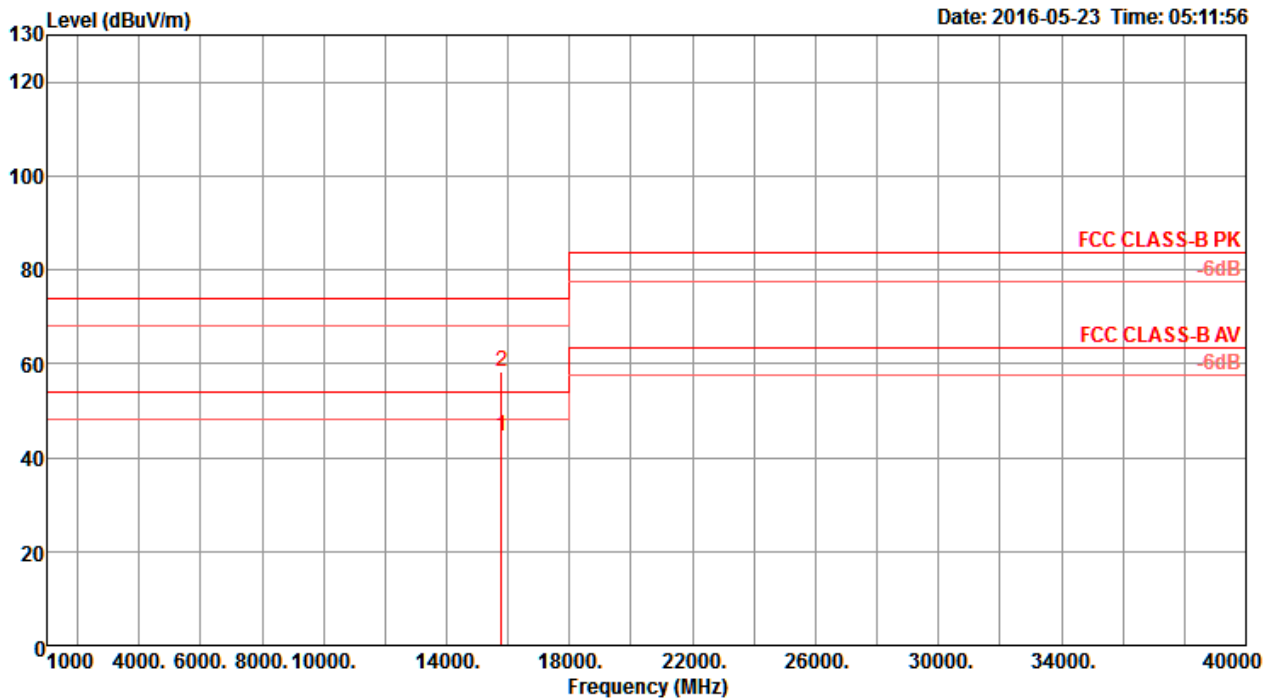


	Freq	Level	Limit	Over	Read	CableAntenna	Preamp	A/Pos	T/Pos	Remark	Pol/Phase	
	MHz	dBuV/m	dBuV/m	dB	dBuV	dB	dB/m	dB	cm	deg		
1	11390.90	48.88	54.00	-5.12	35.38	9.63	38.50	34.63	217	342	Average	VERTICAL
2	11391.28	61.34	74.00	-12.66	47.84	9.63	38.50	34.63	217	342	Peak	VERTICAL
3	17063.27	49.42	54.00	-4.58	29.44	12.04	41.78	33.84	205	81	Average	VERTICAL
4	17071.67	61.57	74.00	-12.43	41.59	12.04	41.78	33.84	205	81	Peak	VERTICAL



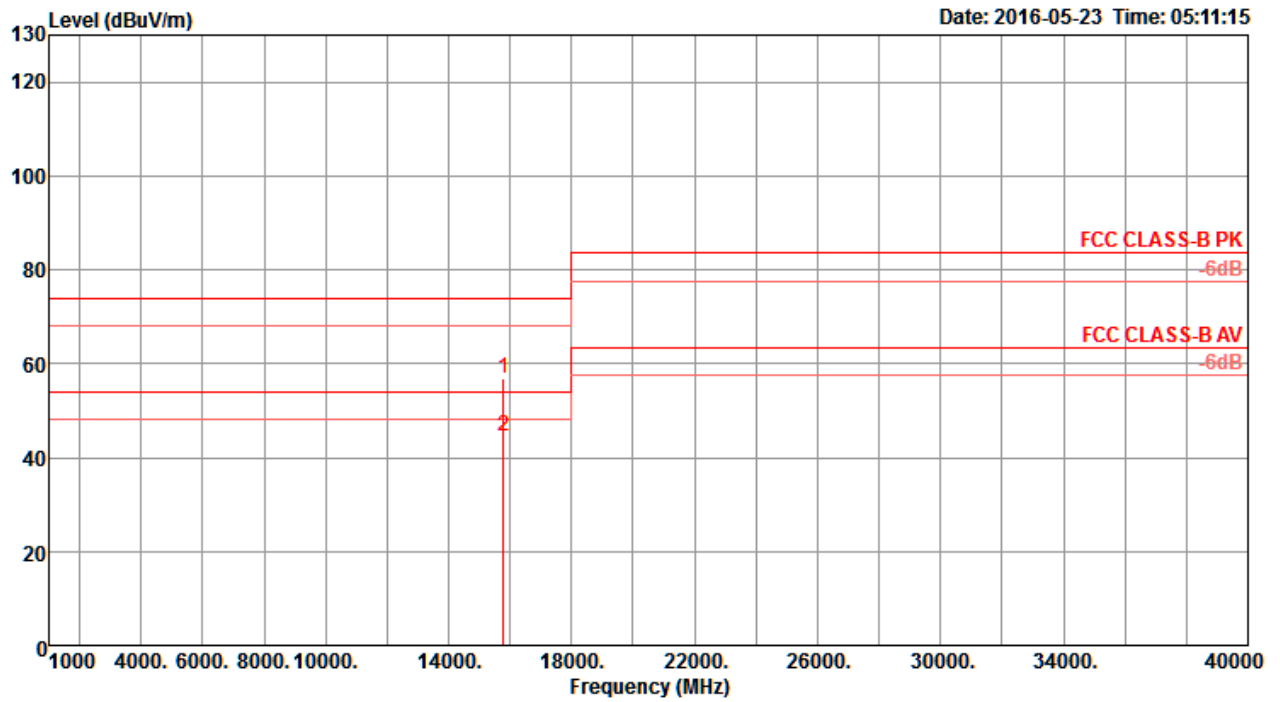
Temperature	22°C	Humidity	56%
Test Engineer	Peter Wu & Gary Chu	Configurations	IEEE 802.11ac MCS0/Nss2 VHT20 CH 52 / Chain 1 + Chain 2 + Chain 3 + Chain 4
Test Mode	Mode 1		

Horizontal



	Freq	Level	Limit	Over	Read	Cable	Antenna	Preamp	A/Pos	T/Pos	Remark	Pol/Phase
	MHz	dBuV/m	dBuV/m	dB	dBuV	dB	dB/m	dB	cm	deg		
1	15775.11	44.44	54.00	-9.56	29.52	11.29	38.48	34.85	278	219	Average	HORIZONTAL
2	15779.31	58.27	74.00	-15.73	43.35	11.29	38.48	34.85	278	219	Peak	HORIZONTAL

Vertical

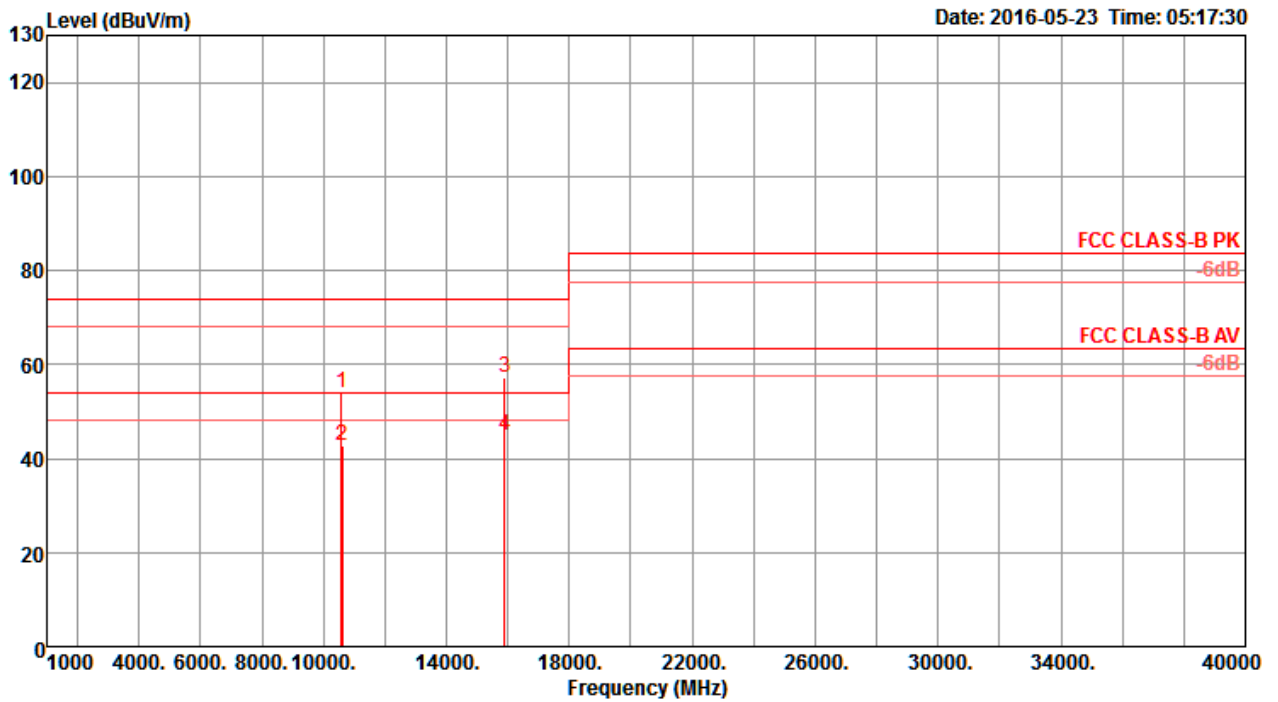


	Freq	Level	Limit	Over	Read	CableAntenna	Preamp	A/Pos	T/Pos	Remark	Pol/Phase	
	MHz	dBuV/m	dBuV/m	dB	dBuV	dB	dB/m	dB	cm	deg		
1	15779.49	56.93	74.00	-17.07	42.01	11.29	38.48	34.85	262	238	Peak	VERTICAL
2	15780.27	44.63	54.00	-9.37	29.71	11.29	38.48	34.85	262	238	Average	VERTICAL



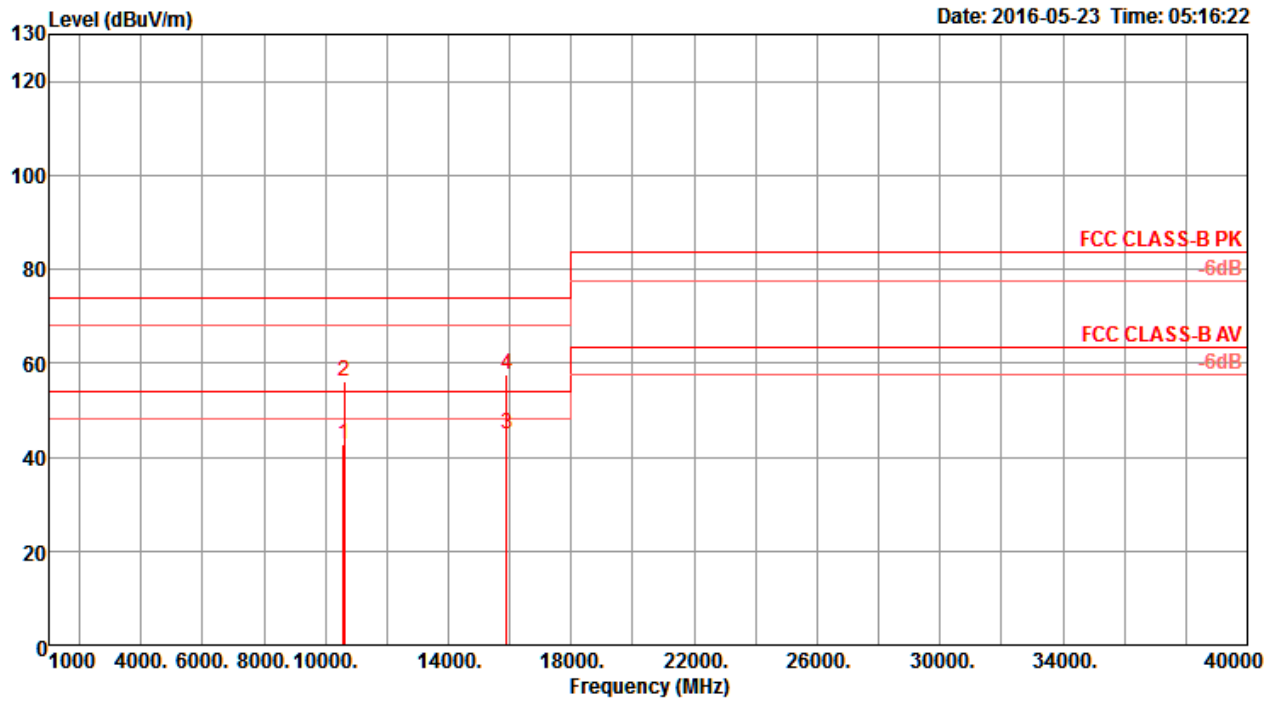
Temperature	22°C	Humidity	56%
Test Engineer	Peter Wu & Gary Chu	Configurations	IEEE 802.11ac MCS0/Nss2 VHT20 CH 60 / Chain 1 + Chain 2 + Chain 3 + Chain 4
Test Mode	Mode 1		

Horizontal



	Freq	Level	Limit	Over	Read	CableAntenna	Preamp	A/Pos	T/Pos	Remark	Pol/Phase	
	MHz	dBuV/m	dBuV/m	dB	dBuV	dB	dB/m	dB	cm	deg		
1	10595.35	54.00	74.00	-20.00	40.71	9.74	38.50	34.95	213	172	Peak	HORIZONTAL
2	10602.71	42.77	54.00	-11.23	29.48	9.74	38.50	34.95	213	172	Average	HORIZONTAL
3	15895.35	57.16	74.00	-16.84	42.11	11.32	38.67	34.94	237	192	Peak	HORIZONTAL
4	15895.74	44.93	54.00	-9.07	29.88	11.32	38.67	34.94	237	192	Average	HORIZONTAL

Vertical

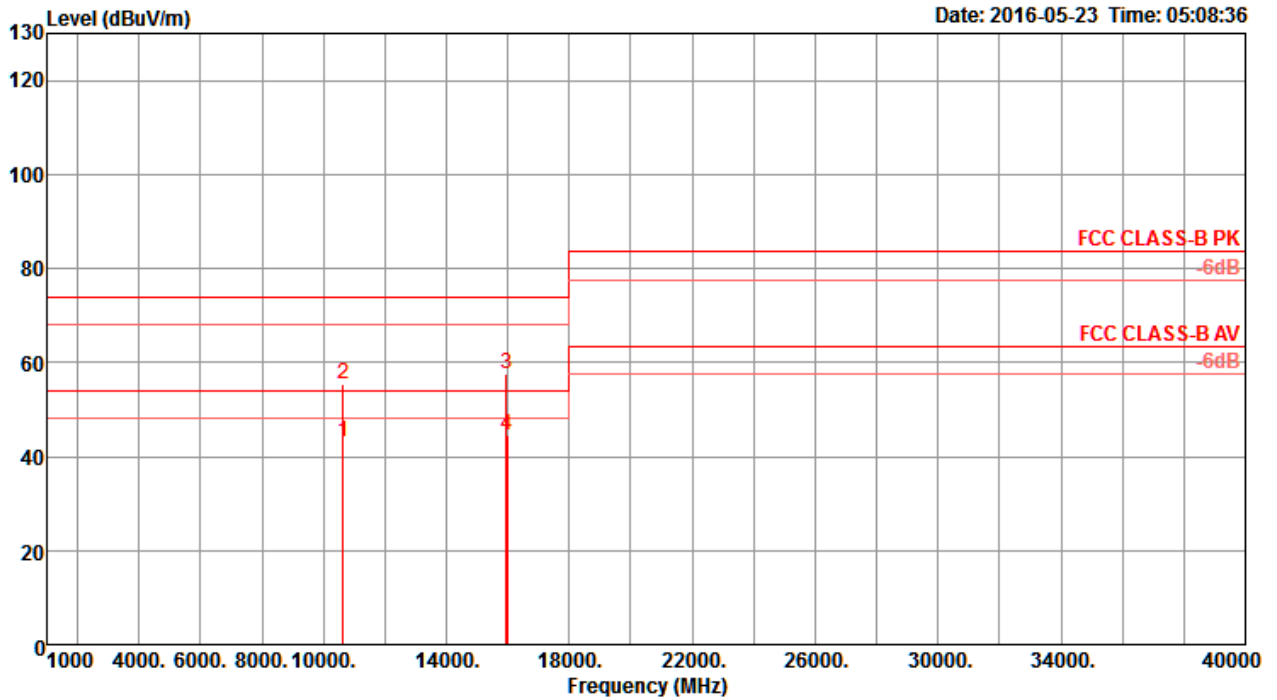


	Freq	Level	Limit	Over	Read	CableAntenna	Preamp	A/Pos	T/Pos	Remark	Pol/Phase	
	MHz	dBuV/m	dBuV/m	dB	dBuV	dB	dB/m	dB	cm	deg		
1	10597.40	42.82	54.00	-11.18	29.53	9.74	38.50	34.95	258	224	Average	VERTICAL
2	10598.04	55.99	74.00	-18.01	42.70	9.74	38.50	34.95	258	224	Peak	VERTICAL
3	15901.97	44.79	54.00	-9.21	29.74	11.32	38.67	34.94	253	232	Average	VERTICAL
4	15903.56	57.63	74.00	-16.37	42.58	11.32	38.67	34.94	253	232	Peak	VERTICAL



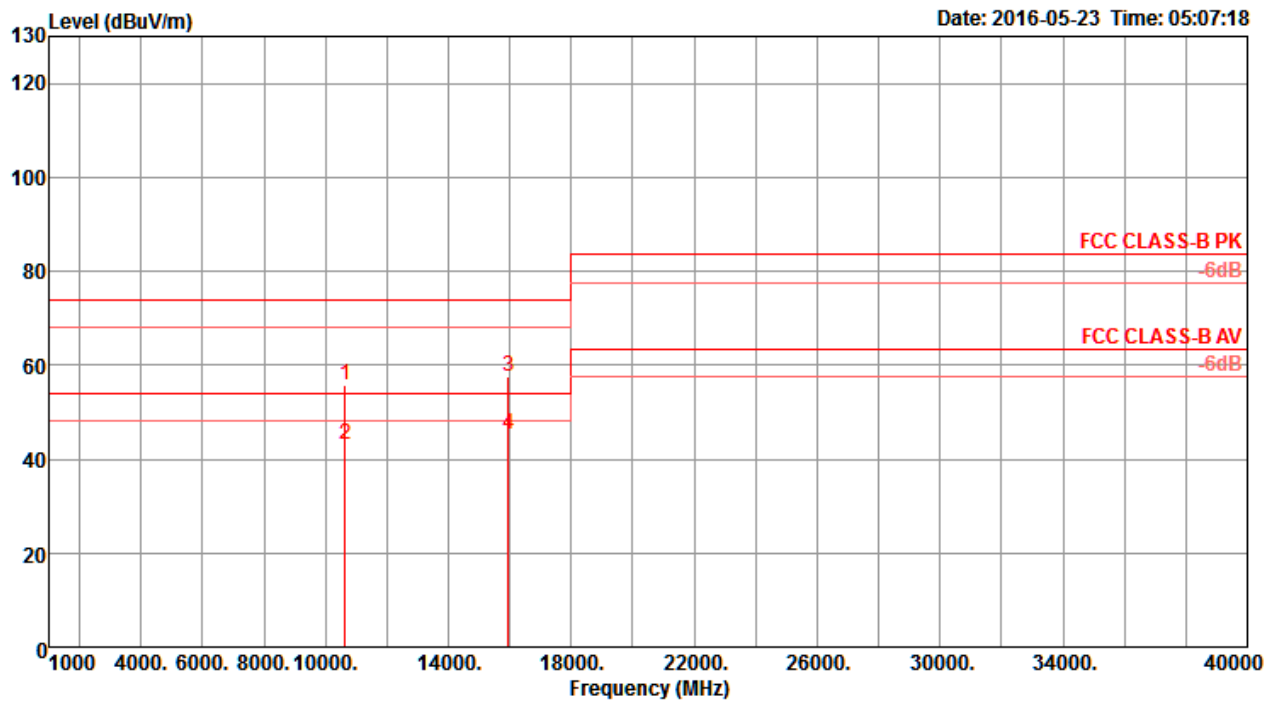
Temperature	22°C	Humidity	56%
Test Engineer	Peter Wu & Gary Chu	Configurations	IEEE 802.11ac MCS0/Nss2 VHT20 CH 64 / Chain 1 + Chain 2 + Chain 3 + Chain 4
Test Mode	Mode 1		

Horizontal



	Freq	Level	Limit	Over	Read	CableAntenna	Preamp	A/Pos	T/Pos	Remark	Pol/Phase	
	MHz	dBuV/m	dBuV/m	dB	dBuV	dB	dB/m	dB	cm	deg		
1	10635.90	42.99	54.00	-11.01	29.69	9.73	38.50	34.93	295	265	Average	HORIZONTAL
2	10638.61	55.26	74.00	-18.74	41.93	9.73	38.50	34.90	295	265	Peak	HORIZONTAL
3	15962.76	57.55	74.00	-16.45	42.46	11.33	38.74	34.98	200	193	Peak	HORIZONTAL
4	15964.82	44.68	54.00	-9.32	29.59	11.33	38.74	34.98	200	193	Average	HORIZONTAL

Vertical

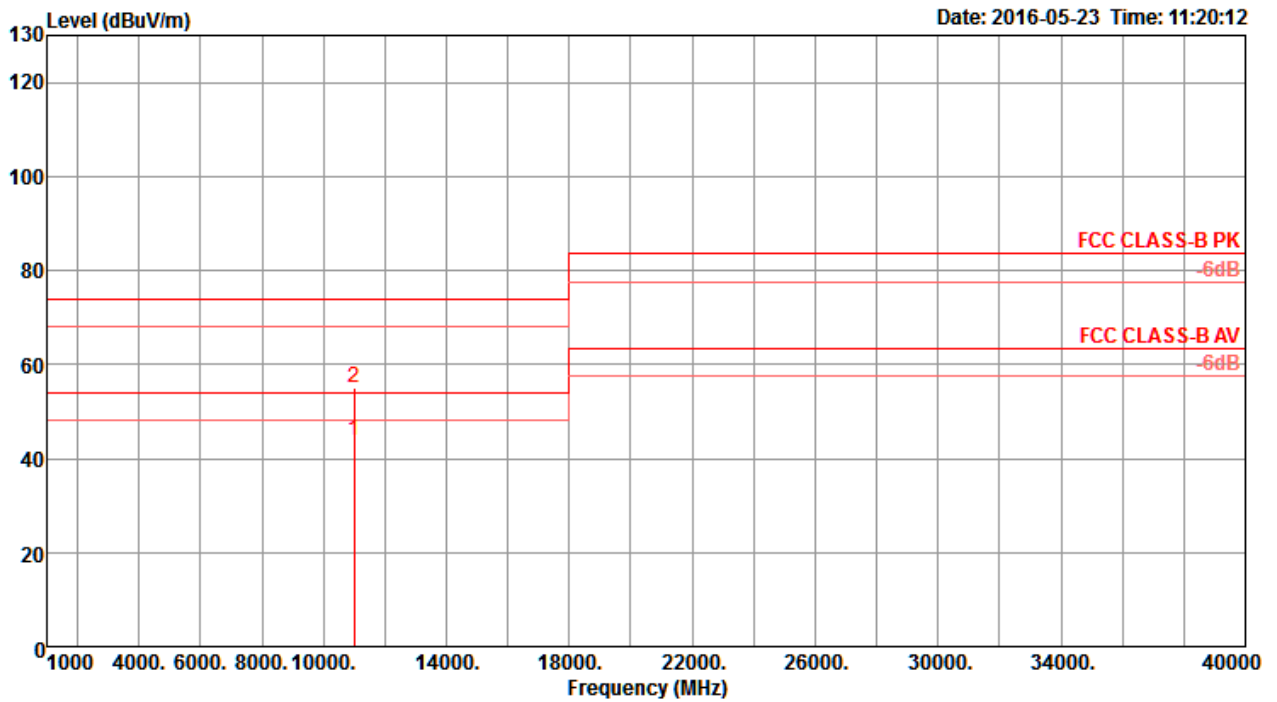


	Freq	Level	Limit Line	Over Limit	Read Level	CableAntenna Loss	Preamp Factor	A/Pos	T/Pos	Remark	Pol/Phase
	MHz	dBuV/m	dBuV/m	dB	dBuV	dB	dB/m	dB	cm	deg	
1	10637.56	55.95	74.00	-18.05	42.65	9.73	38.50	34.93	183	165 Peak	VERTICAL
2	10642.53	43.03	54.00	-10.97	29.70	9.73	38.50	34.90	183	165 Average	VERTICAL
3	15956.79	57.48	74.00	-16.52	42.39	11.33	38.74	34.98	180	136 Peak	VERTICAL
4	15960.72	45.23	54.00	-8.77	30.14	11.33	38.74	34.98	180	136 Average	VERTICAL



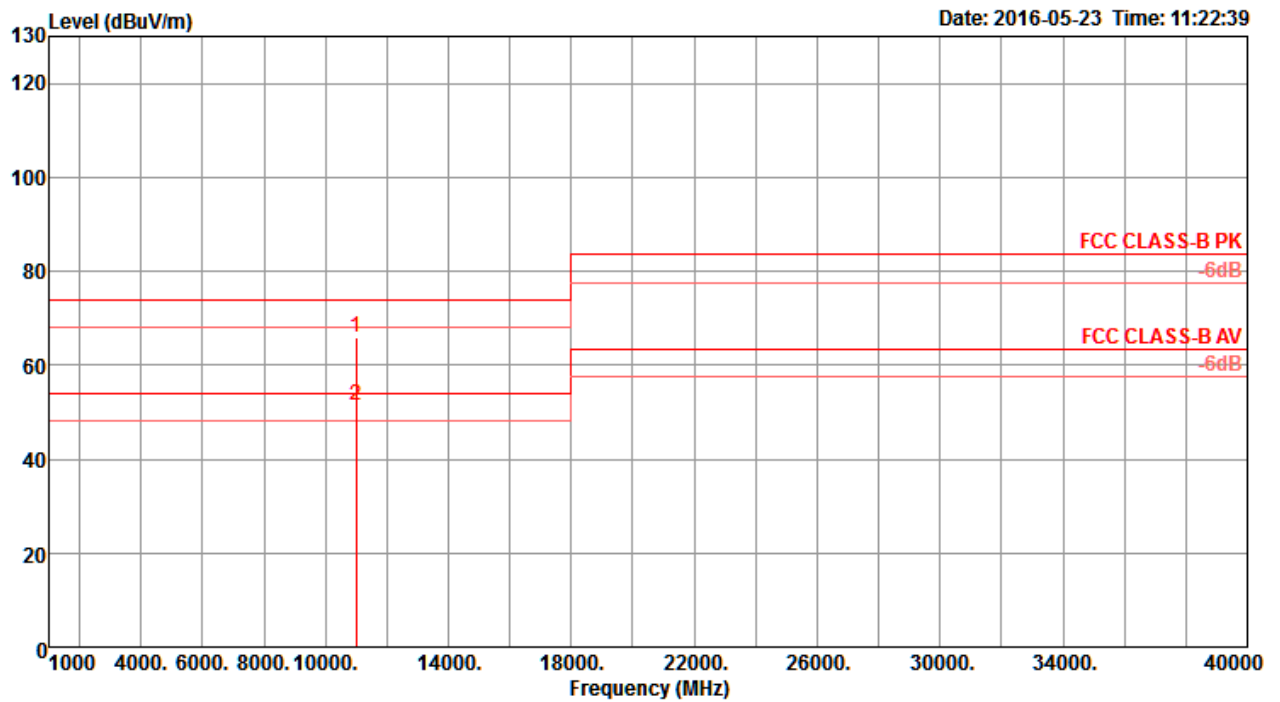
Temperature	22°C	Humidity	56%
Test Engineer	Peter Wu & Gary Chu	Configurations	IEEE 802.11ac MCS0/Nss2 VHT20 CH 100 / Chain 1 + Chain 2 + Chain 3 + Chain 4
Test Mode	Mode 1		

Horizontal



	Freq	Level	Limit	Over	Read	Cable	Antenna	Preamp	A/Pos	T/Pos	Remark	Pol/Phase
	MHz	dBuV/m	dBuV/m	dB	dBuV	dB	dB/m	dB	cm	deg		
1	10993.21	43.80	54.00	-10.20	30.27	9.69	38.50	34.66	221	303	Average	HORIZONTAL
2	11006.70	55.21	74.00	-18.79	41.69	9.68	38.50	34.66	221	303	Peak	HORIZONTAL

Vertical

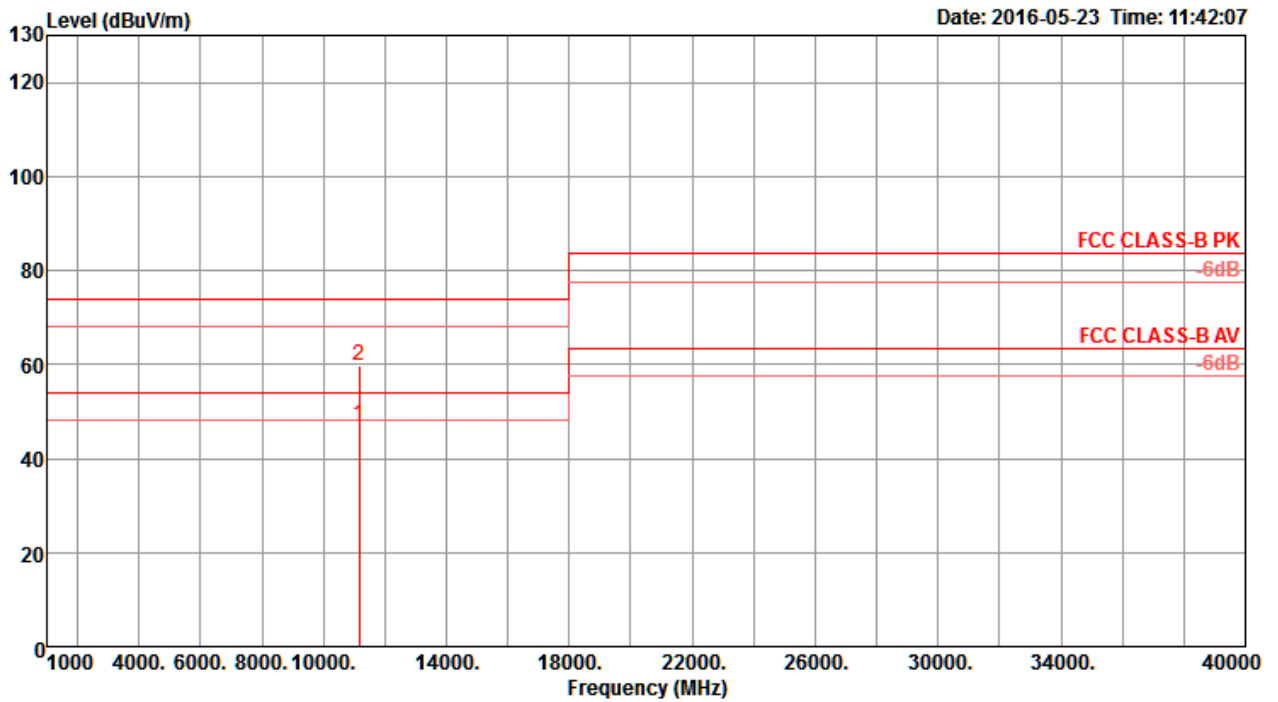


	Freq	Level	Limit	Over	Read	CableAntenna	Preamp	A/Pos	T/Pos	Remark	Pol/Phase	
	MHz	dBuV/m	dBuV/m	dB	dBuV	dB	dB/m	dB	cm	deg		
1	10999.81	65.90	74.00	-8.10	52.38	9.68	38.50	34.66	200	348	Peak	VERTICAL
2	11001.68	51.36	54.00	-2.64	37.84	9.68	38.50	34.66	200	348	Average	VERTICAL



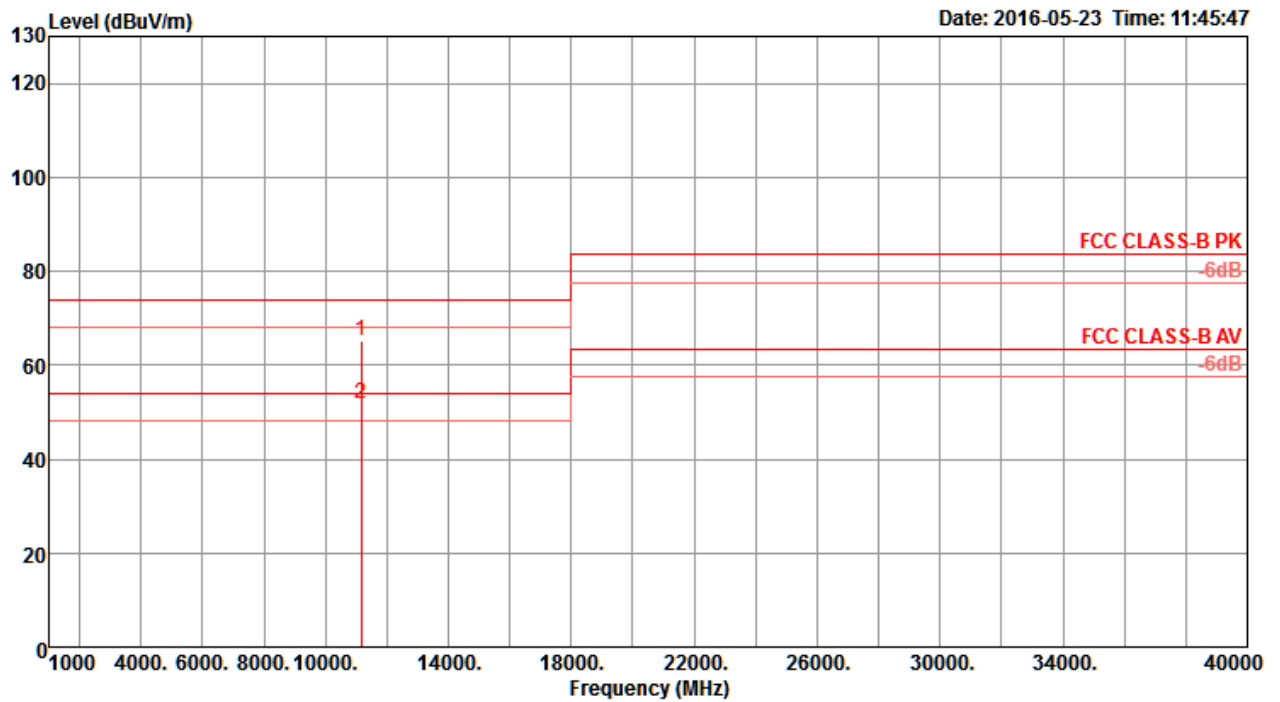
Temperature	22°C	Humidity	56%
Test Engineer	Peter Wu & Gary Chu	Configurations	IEEE 802.11ac MCS0/Nss2 VHT20 CH 116 / Chain 1 + Chain 2 + Chain 3 + Chain 4
Test Mode	Mode 1		

Horizontal



	Freq	Level	Limit	Over	Read	CableAntenna	Preamp	A/Pos	T/Pos	Remark	Pol/Phase	
	MHz	dBuV/m	dBuV/m	dB	dBuV	dB	dB/m	dB	cm	deg		
1	11159.62	47.02	54.00	-6.98	33.51	9.66	38.50	34.65	200	91	Average	HORIZONTAL
2	11159.84	59.61	74.00	-14.39	46.10	9.66	38.50	34.65	200	91	Peak	HORIZONTAL

Vertical

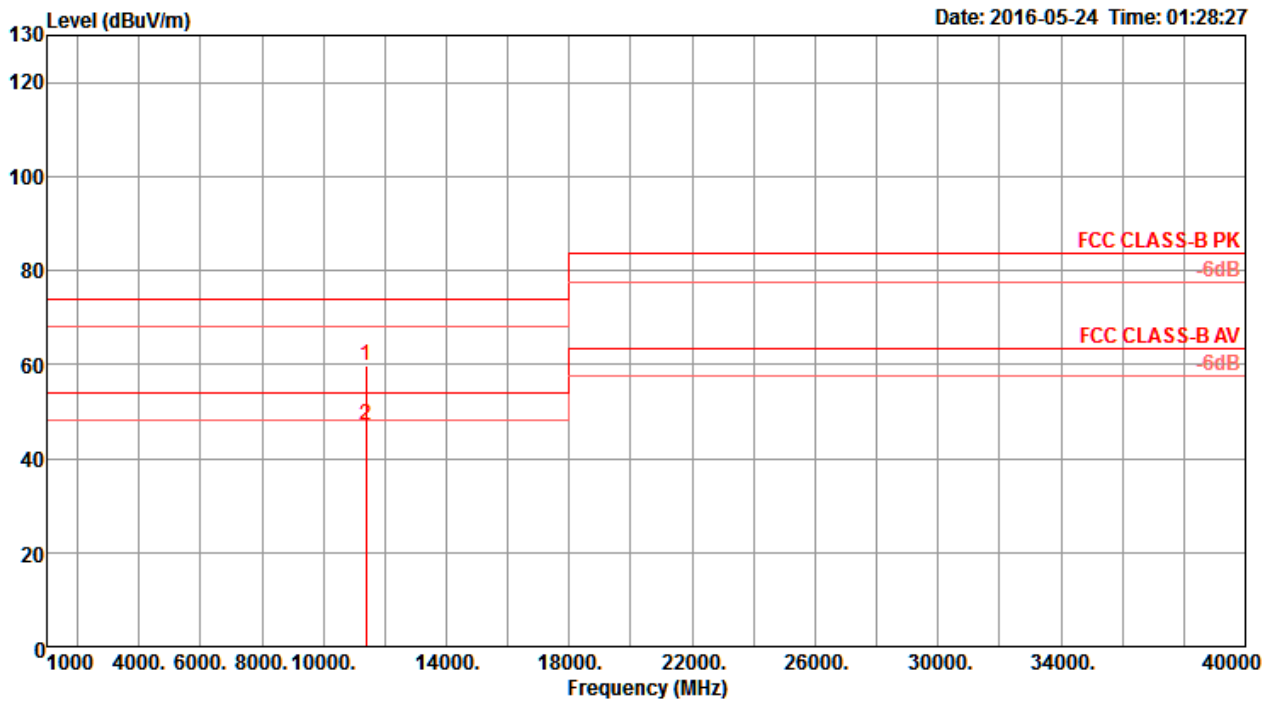


	Freq	Level	Limit	Over	Read	CableAntenna	Preamp	A/Pos	T/Pos	Remark	Pol/Phase	
	MHz	dBuV/m	dBuV/m	dB	dBuV	dB	dB/m	dB	cm	deg		
1	11153.83	65.10	74.00	-8.90	51.59	9.66	38.50	34.65	220	347	Peak	VERTICAL
2	11161.20	51.91	54.00	-2.09	38.40	9.66	38.50	34.65	220	347	Average	VERTICAL



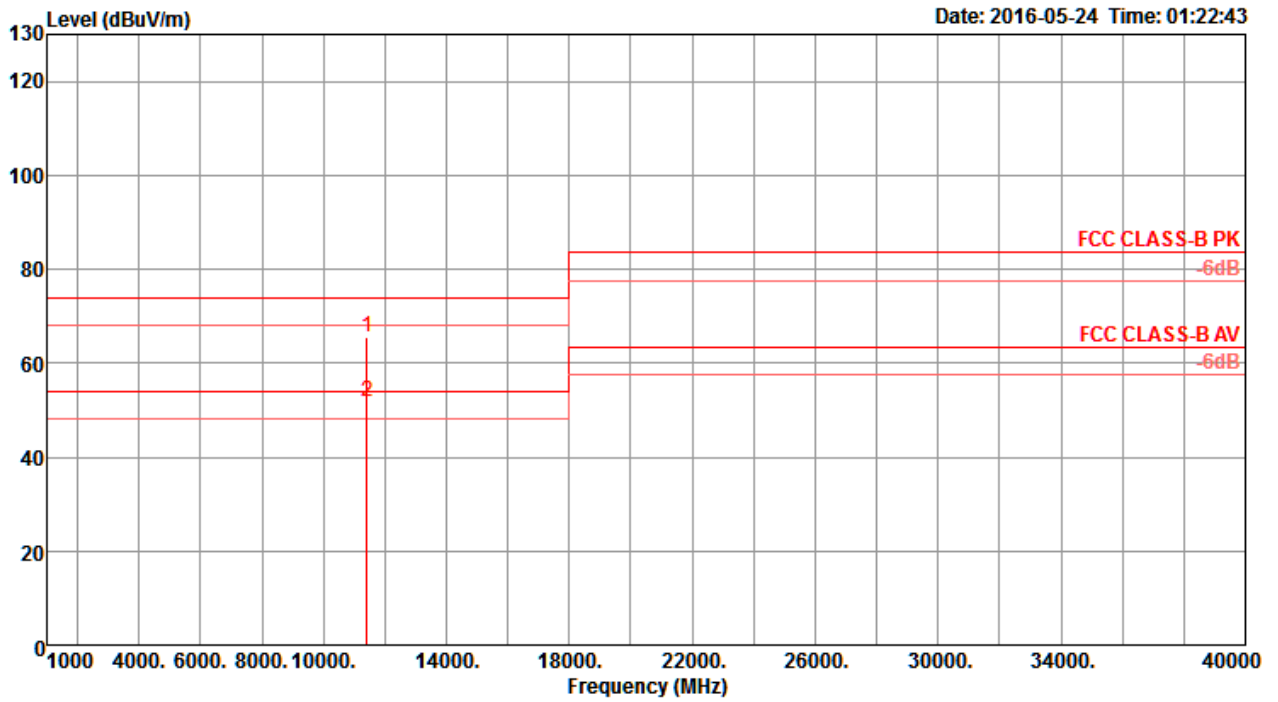
Temperature	22°C	Humidity	56%
Test Engineer	Peter Wu & Gary Chu	Configurations	IEEE 802.11ac MCS0/Nss2 VHT20 CH 140 / Chain 1 + Chain 2 + Chain 3 + Chain 4
Test Mode	Mode 1		

Horizontal



	Freq	Level	Limit	Over	Read	CableAntenna	Preamp	A/Pos	T/Pos	Remark	Pol/Phase	
	MHz	dBuV/m	dBuV/m	dB	dBuV	dB	dB/m	dB	cm	deg		
1	11397.48	59.88	74.00	-14.12	46.38	9.63	38.50	34.63	198	63	Peak	HORIZONTAL
2	11398.03	47.01	54.00	-6.99	33.51	9.63	38.50	34.63	198	63	Average	HORIZONTAL

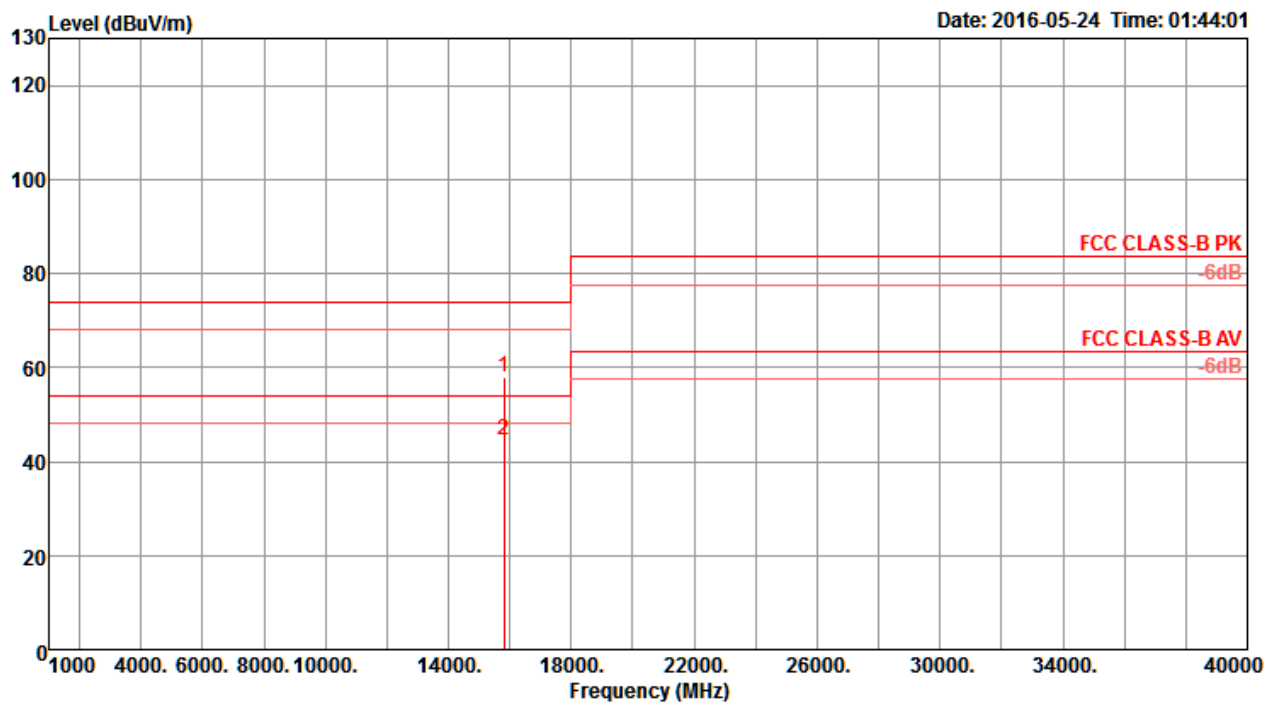
Vertical



	Freq	Level	Limit	Over	Read	CableAntenna	Preamp	A/Pos	T/Pos	Remark	Pol/Phase	
	MHz	dBuV/m	dBuV/m	dB	dBuV	dB	dB/m	dB	cm	deg		
1	11400.08	65.67	74.00	-8.33	52.17	9.63	38.50	34.63	205	334	Peak	VERTICAL
2	11402.02	51.70	54.00	-2.30	38.20	9.63	38.50	34.63	205	334	Average	VERTICAL

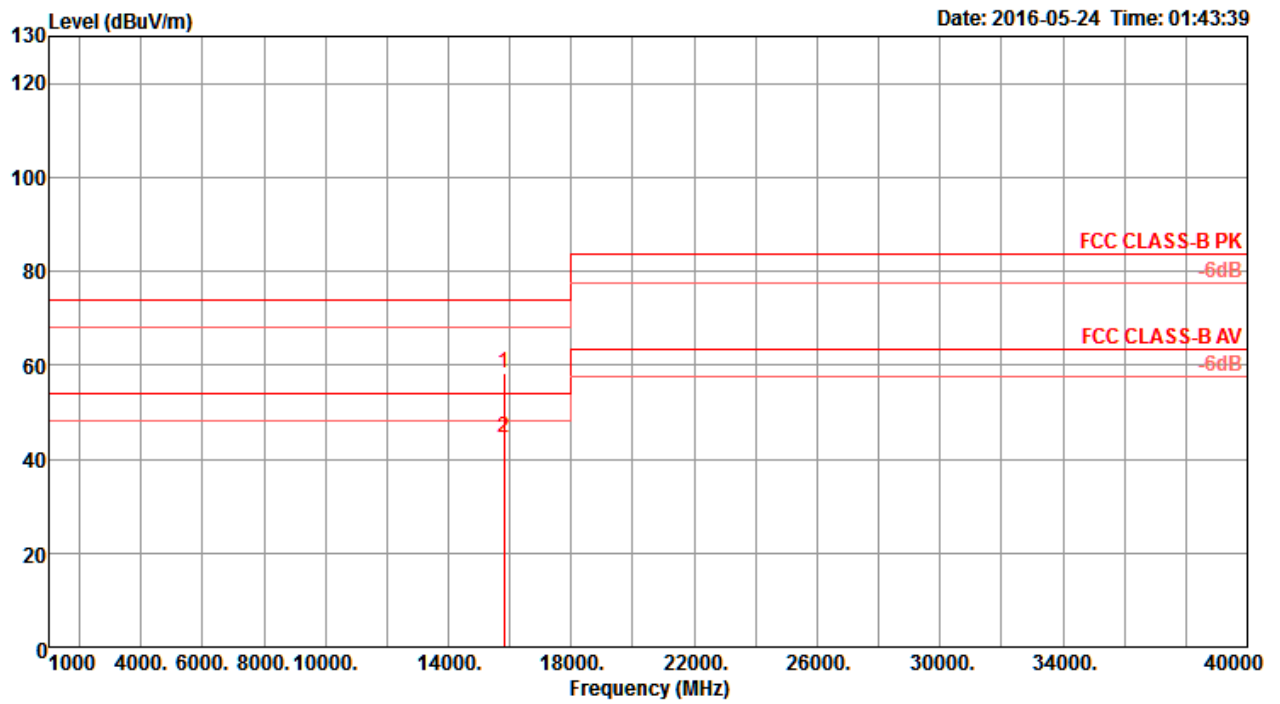
Temperature	22°C	Humidity	56%
Test Engineer	Peter Wu & Gary Chu	Configurations	IEEE 802.11ac MCS0/Nss2 VHT40 CH 54 / Chain 1 + Chain 2 + Chain 3 + Chain 4
Test Mode	Mode 1		

Horizontal



	Freq	Level	Limit	Over	Read	CableAntenna	Preamp	A/Pos	T/Pos	Remark	Pol/Phase	
	MHz	dBuV/m	dBuV/m	dB	dBuV	dB	dB/m	dB	cm	deg		
1	15810.83	57.79	74.00	-16.21	42.79	11.30	38.55	34.85	197	70	Peak	HORIZONTAL
2	15810.98	44.55	54.00	-9.45	29.55	11.30	38.55	34.85	197	70	Average	HORIZONTAL

Vertical

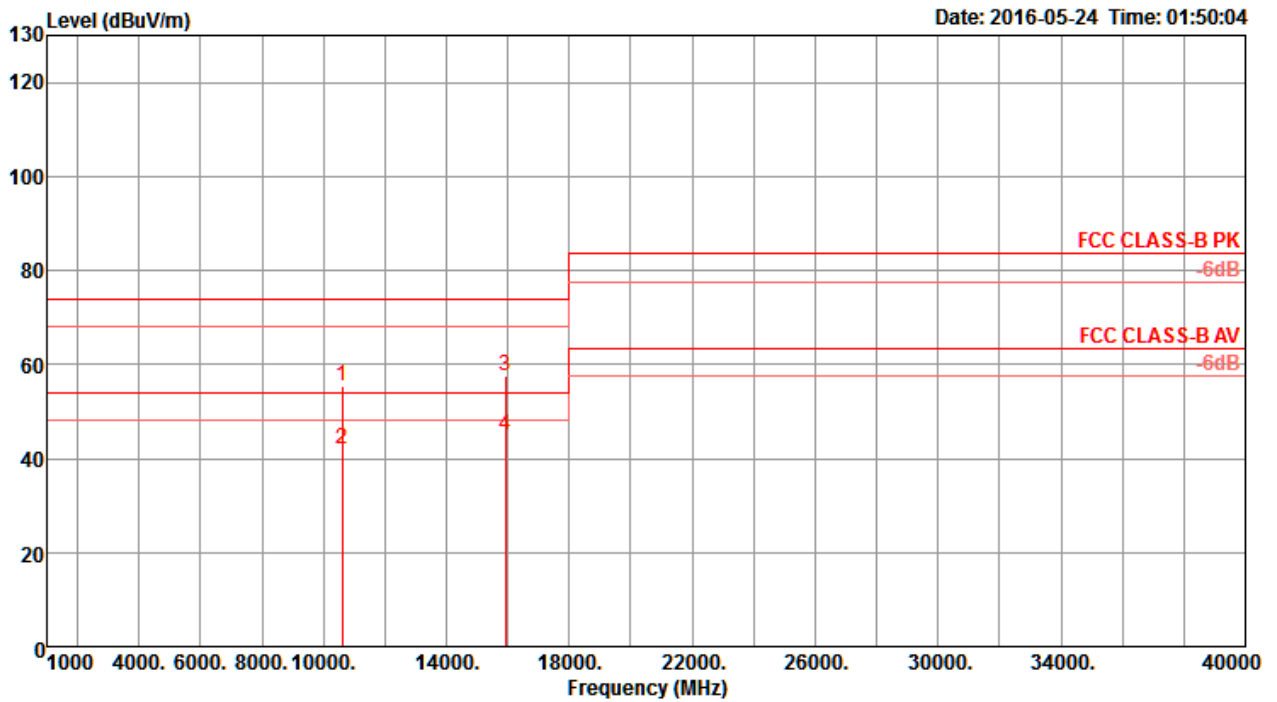


	Freq	Level	Limit	Over	Read	CableAntenna	Preamp	A/Pos	T/Pos	Remark	Pol/Phase	
	MHz	dBuV/m	dBuV/m	dB	dBuV	dB	dB/m	dB	cm	deg		
1	15808.56	58.18	74.00	-15.82	43.18	11.30	38.55	34.85	206	327	Peak	VERTICAL
2	15808.75	44.68	54.00	-9.32	29.68	11.30	38.55	34.85	206	327	Average	VERTICAL



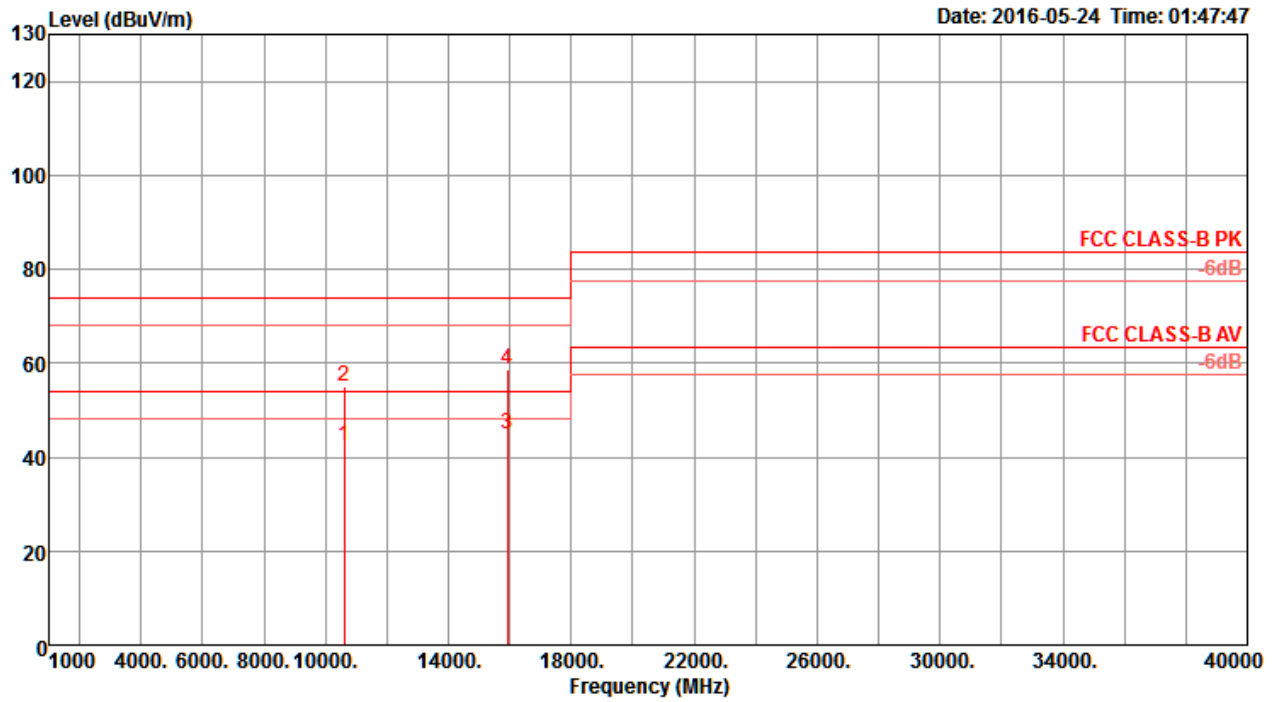
Temperature	22°C	Humidity	56%
Test Engineer	Peter Wu & Gary Chu	Configurations	IEEE 802.11ac MCS0/Nss2 VHT40 CH 62 / Chain 1 + Chain 2 + Chain 3 + Chain 4
Test Mode	Mode 1		

Horizontal



	Freq	Level	Limit	Over	Read	CableAntenna	Preamp	A/Pos	T/Pos	Remark	Pol/Phase
	MHz	dBuV/m	dBuV/m	dB	dBuV	dB	dB/m	dB	cm	deg	
1	10615.93	55.51	74.00	-18.49	42.20	9.74	38.50	34.93	195	83 Peak	HORIZONTAL
2	10624.62	42.06	54.00	-11.94	28.76	9.73	38.50	34.93	195	83 Average	HORIZONTAL
3	15929.13	57.60	74.00	-16.40	42.51	11.33	38.74	34.98	198	152 Peak	HORIZONTAL
4	15930.40	44.76	54.00	-9.24	29.67	11.33	38.74	34.98	198	152 Average	HORIZONTAL

Vertical

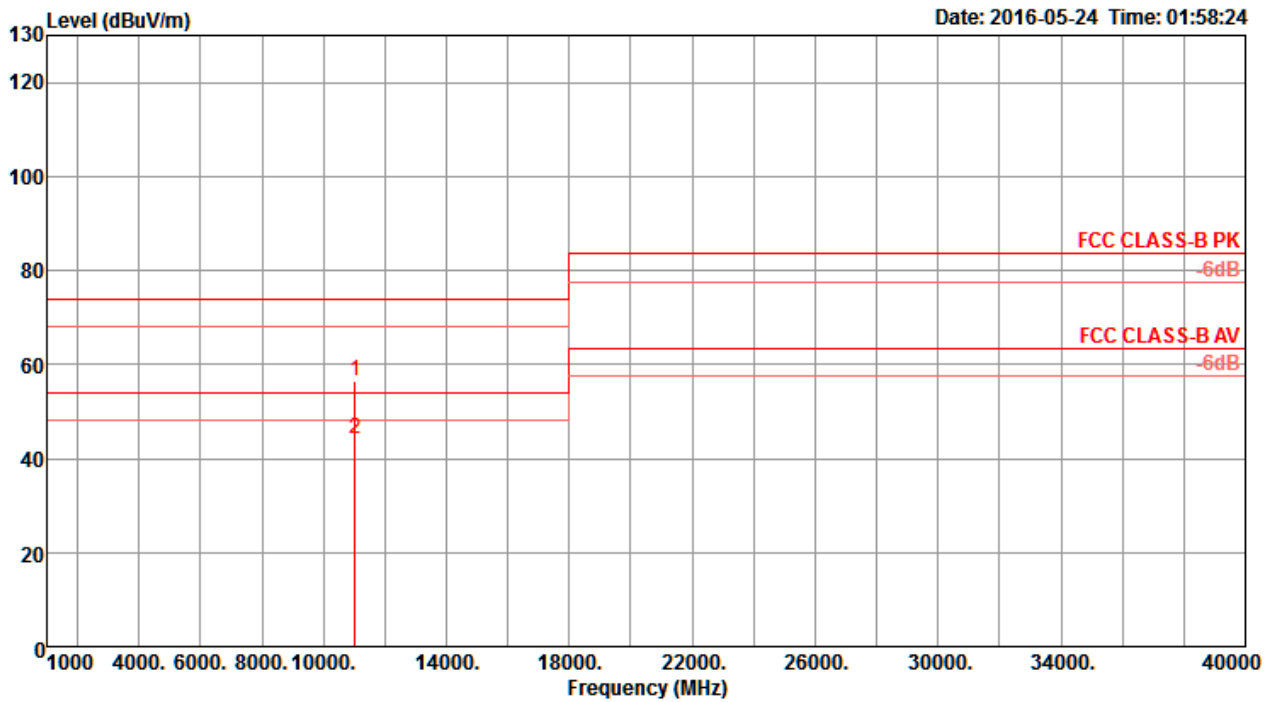


	Freq	Level	Limit	Over	Read	CableAntenna	Preamp	A/Pos	T/Pos	Remark	Pol/Phase	
	MHz	dBuV/m	dBuV/m	dB	dBuV	dB	dB/m	dB	cm	deg		
1	10623.32	42.39	54.00	-11.61	29.09	9.73	38.50	34.93	206	200	Average	VERTICAL
2	10624.71	55.16	74.00	-18.84	41.86	9.73	38.50	34.93	206	200	Peak	VERTICAL
3	15927.53	44.88	54.00	-9.12	29.79	11.33	38.74	34.98	195	243	Average	VERTICAL
4	15931.12	58.73	74.00	-15.27	43.64	11.33	38.74	34.98	195	243	Peak	VERTICAL



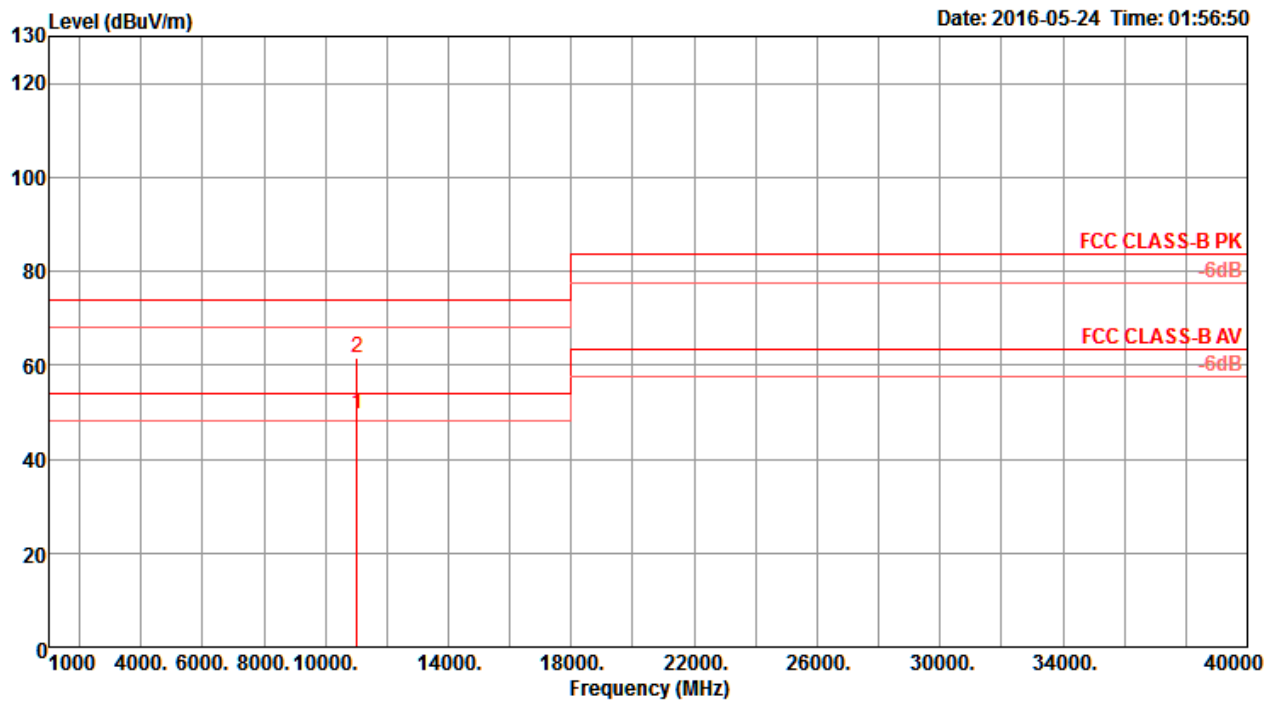
Temperature	22°C	Humidity	56%
Test Engineer	Peter Wu & Gary Chu	Configurations	IEEE 802.11ac MCS0/Nss2 VHT40 CH 102 / Chain 1 + Chain 2 + Chain 3 + Chain 4
Test Mode	Mode 1		

Horizontal



	Freq	Level	Limit	Over	Read	Cable	Antenna	Preamp	A/Pos	T/Pos	Remark	Pol/Phase
	MHz	dBuV/m	dBuV/m	dB	dBuV	dB	dB/m	dB	cm	deg		
1	11016.12	56.49	74.00	-17.51	42.97	9.68	38.50	34.66	198	65	Peak	HORIZONTAL
2	11018.22	44.29	54.00	-9.71	30.77	9.68	38.50	34.66	198	65	Average	HORIZONTAL

Vertical

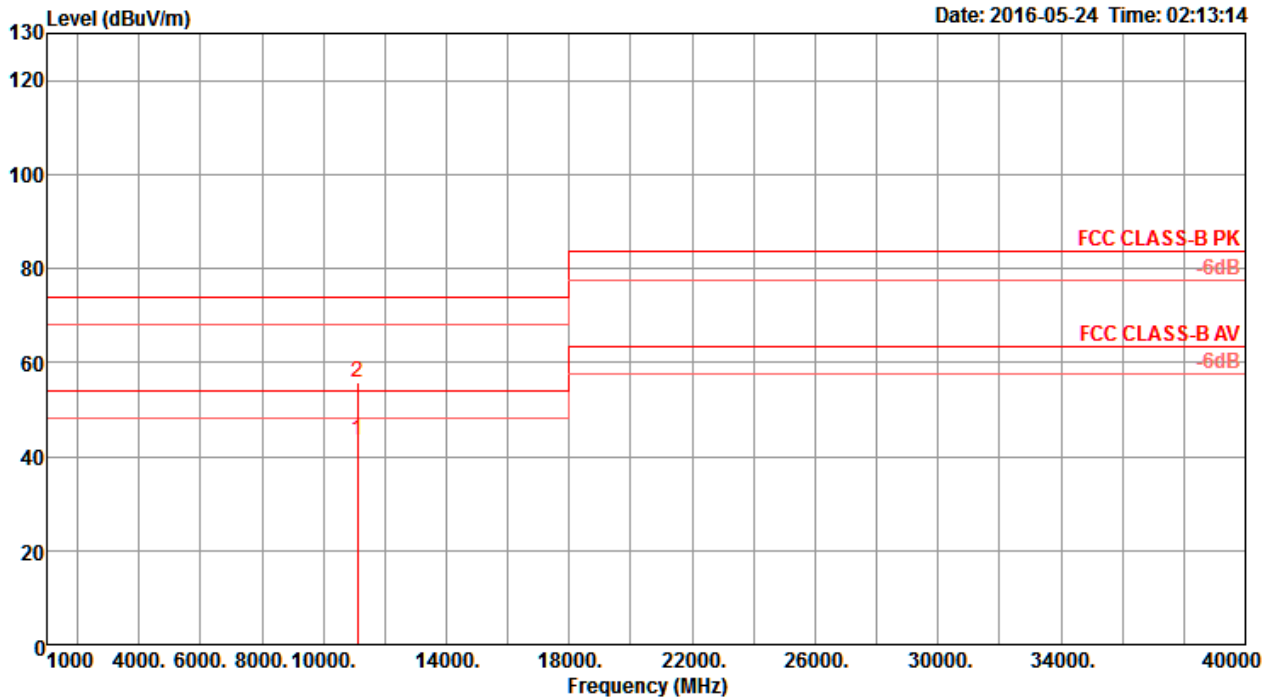


	Freq	Level	Limit	Over	Read	CableAntenna	Preamp	A/Pos	T/Pos	Remark	Pol/Phase	
	MHz	dBuV/m	dBuV/m	dB	dBuV	dB	dB/m	dB	cm	deg		
1	11015.67	49.71	54.00	-4.29	36.19	9.68	38.50	34.66	205	347	Average	VERTICAL
2	11020.98	61.50	74.00	-12.50	47.98	9.68	38.50	34.66	205	347	Peak	VERTICAL



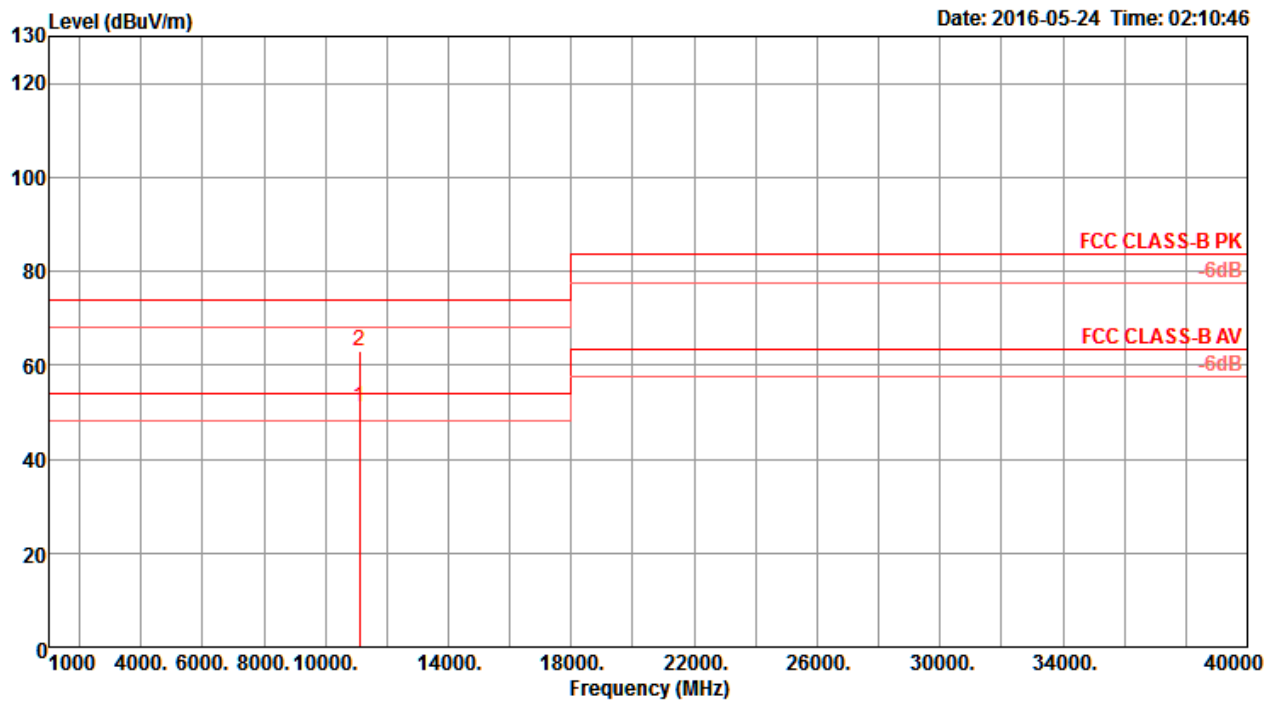
Temperature	22°C	Humidity	56%
Test Engineer	Peter Wu & Gary Chu	Configurations	IEEE 802.11ac MCS0/Nss2 VHT40 CH 110 / Chain 1 + Chain 2 + Chain 3 + Chain 4
Test Mode	Mode 1		

Horizontal



	Freq	Level	Limit	Over	Read	Cable	Antenna	Preamp	A/Pos	T/Pos	Remark	Pol/Phase
	MHz	dBuV/m	dBuV/m	dB	dBuV	dB	dB/m	dB	cm	deg		
1	11100.63	43.47	54.00	-10.53	29.95	9.67	38.50	34.65	195	76	Average	HORIZONTAL
2	11103.45	55.60	74.00	-18.40	42.08	9.67	38.50	34.65	195	76	Peak	HORIZONTAL

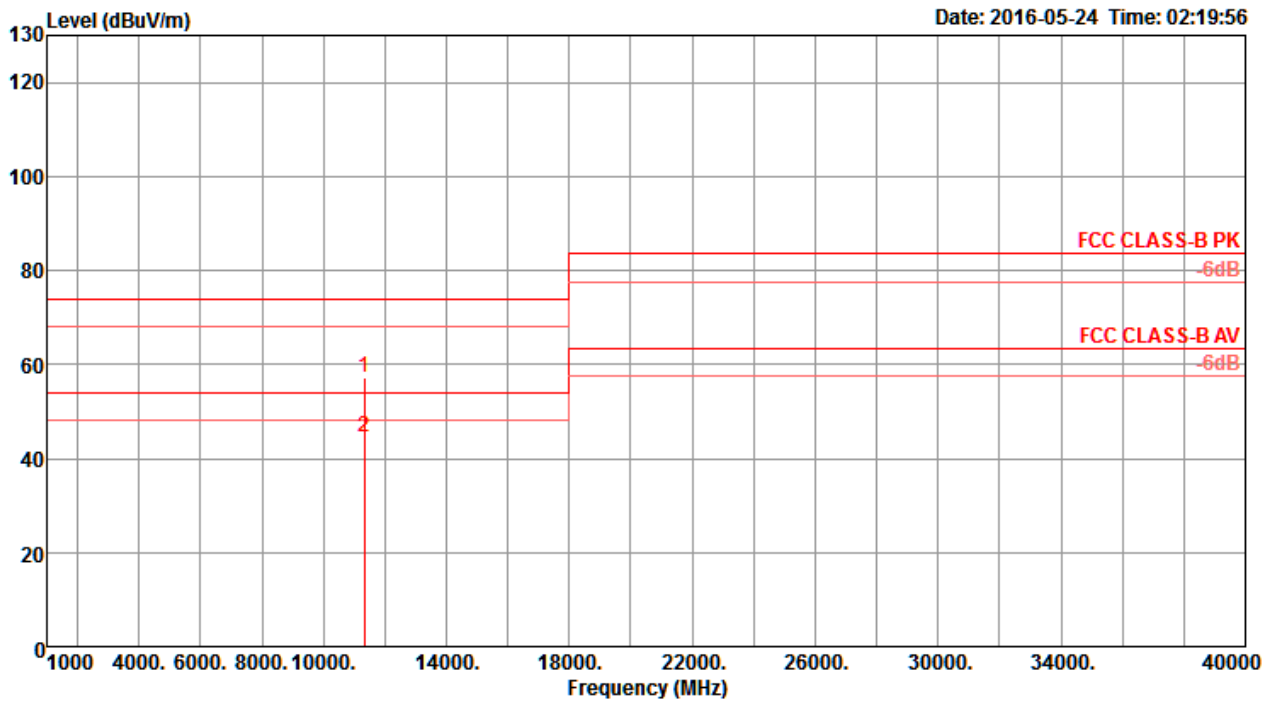
Vertical



	Freq	Level	Limit	Over	Read	CableAntenna	Preamp	A/Pos	T/Pos	Remark	Pol/Phase	
	MHz	dBuV/m	dBuV/m	dB	dBuV	dB	dB/m	dB	cm	deg		
1	11104.29	51.04	54.00	-2.96	37.52	9.67	38.50	34.65	206	339	Average	VERTICAL
2	11104.84	62.92	74.00	-11.08	49.40	9.67	38.50	34.65	206	339	Peak	VERTICAL

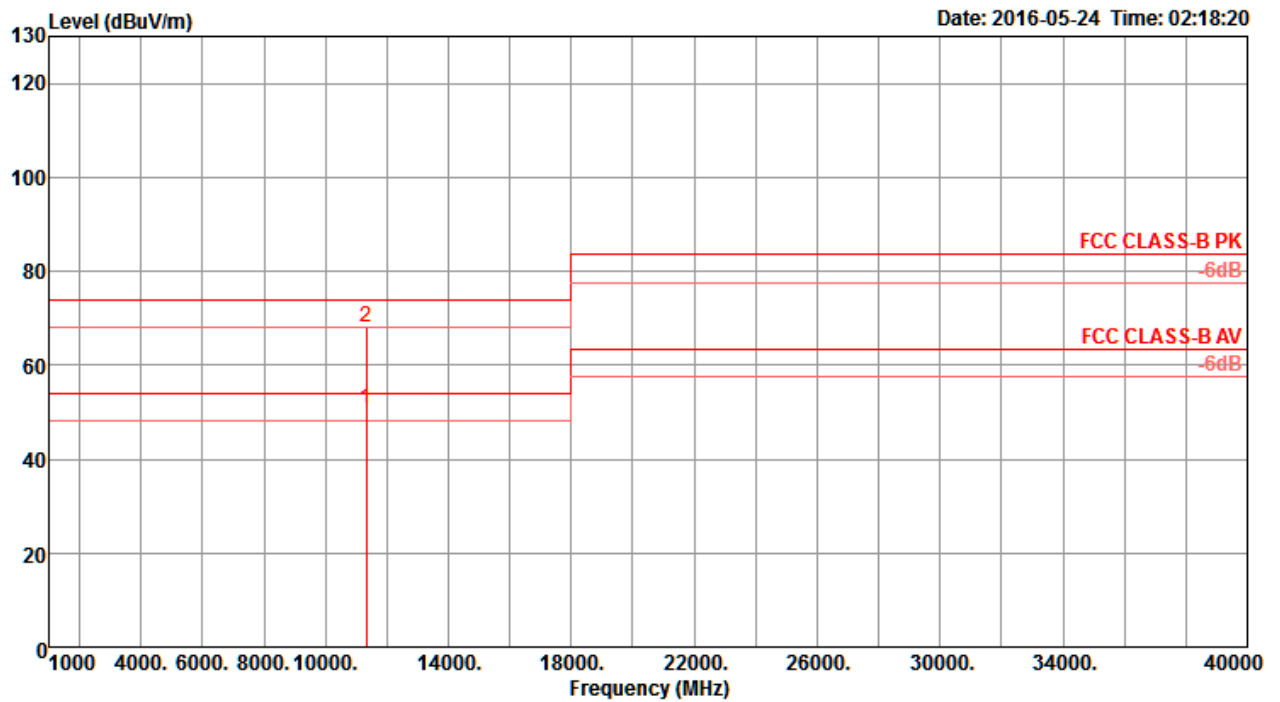
Temperature	22°C	Humidity	56%
Test Engineer	Peter Wu & Gary Chu	Configurations	IEEE 802.11ac MCS0/Nss2 VHT40 CH 134 / Chain 1 + Chain 2 + Chain 3 + Chain 4
Test Mode	Mode 1		

Horizontal



	Freq	Level	Limit	Over	Read	Cable	Antenna	Preamp	A/Pos	T/Pos	Remark	Pol/Phase
	MHz	dBuV/m	dBuV/m	dB	dBuV	dB	dB/m	dB	cm	deg		
1	11336.25	57.08	74.00	-16.92	43.57	9.64	38.50	34.63	195	78	Peak	HORIZONTAL
2	11337.18	44.67	54.00	-9.33	31.16	9.64	38.50	34.63	195	78	Average	HORIZONTAL

Vertical

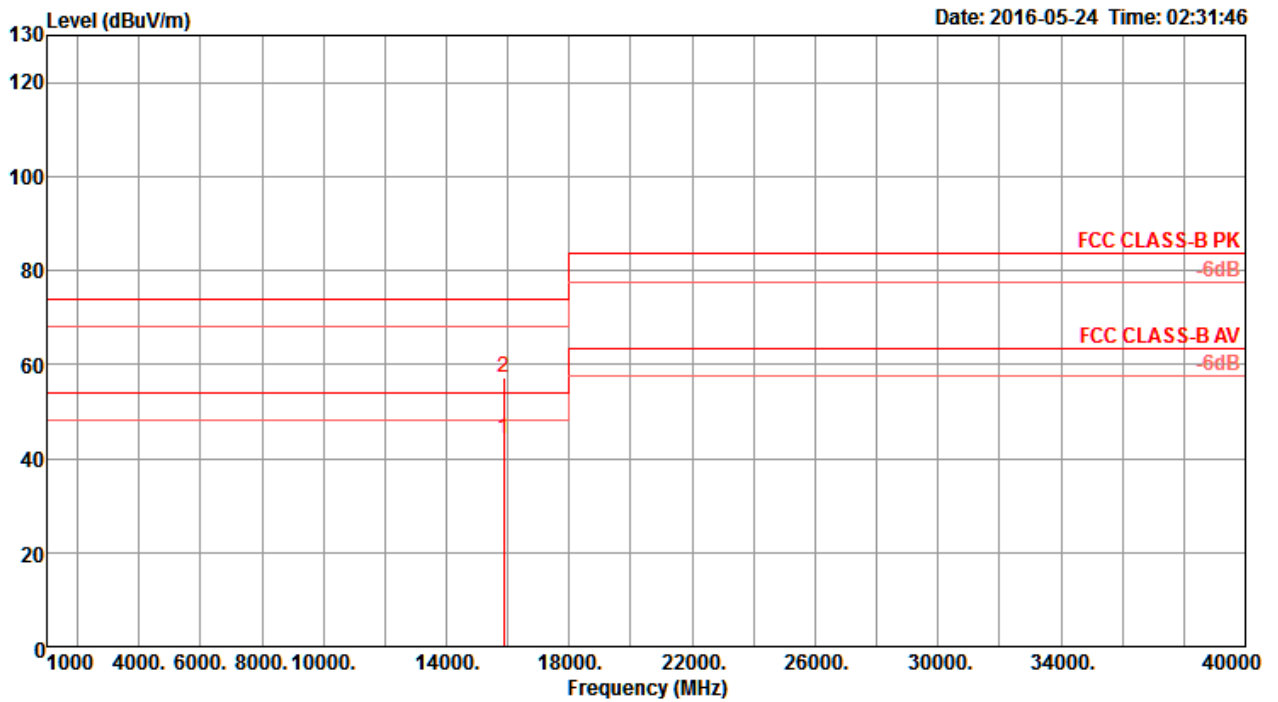


	Freq	Level	Limit	Over	Read	CableAntenna	Preamp	A/Pos	T/Pos	Remark	Pol/Phase	
	MHz	dBuV/m	dBuV/m	dB	dBuV	dB	dB/m	dB	cm	deg		
1	11338.04	50.83	54.00	-3.17	37.32	9.64	38.50	34.63	210	275	Average	VERTICAL
2	11339.92	68.03	74.00	-5.97	54.52	9.64	38.50	34.63	210	275	Peak	VERTICAL



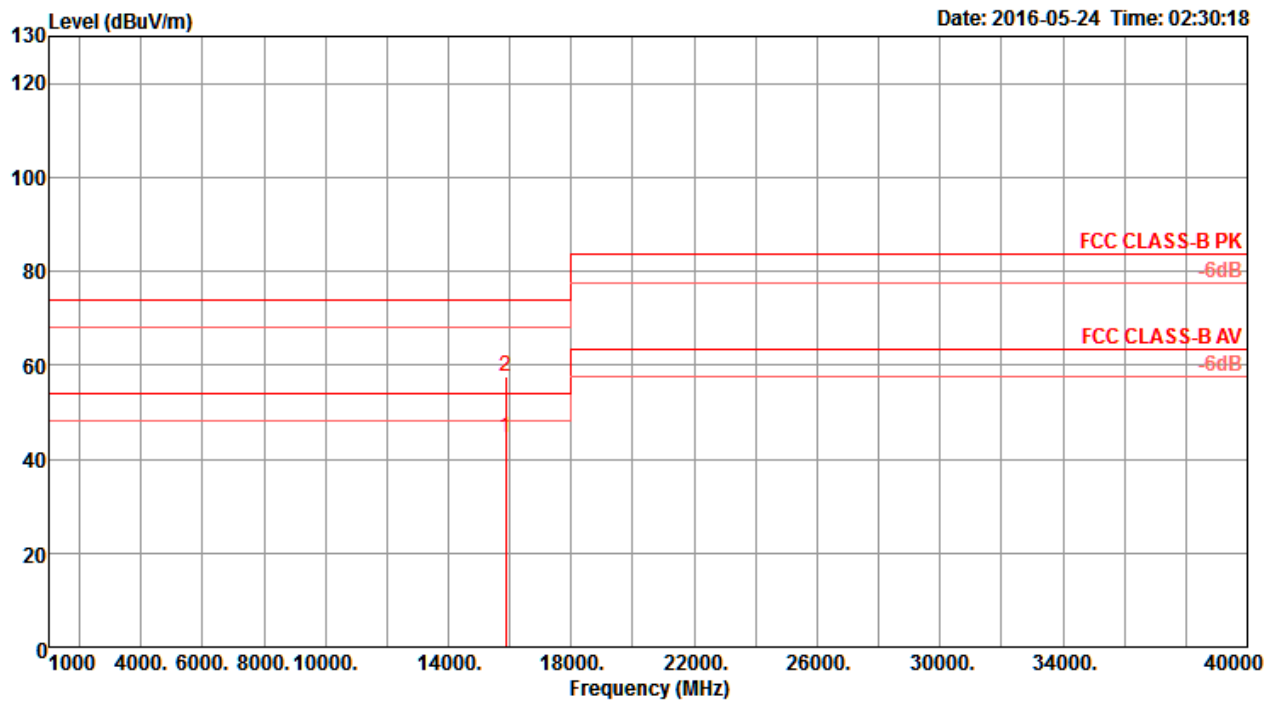
Temperature	22°C	Humidity	56%
Test Engineer	Peter Wu & Gary Chu	Configurations	IEEE 802.11ac MCS0/Nss2 VHT80 CH 58 / Chain 1 + Chain 2 + Chain 3 + Chain 4
Test Mode	Mode 1		

Horizontal



	Freq	Level	Limit	Over	Read	Cable	Antenna	Preamp	A/Pos	T/Pos	Remark	Pol/Phase
	MHz	dBuV/m	dBuV/m	dB	dBuV	dB	dB/m	dB	cm	deg		
1	15870.95	44.30	54.00	-9.70	29.32	11.31	38.61	34.94	200	61	Average	HORIZONTAL
2	15873.24	57.22	74.00	-16.78	42.24	11.31	38.61	34.94	200	61	Peak	HORIZONTAL

Vertical

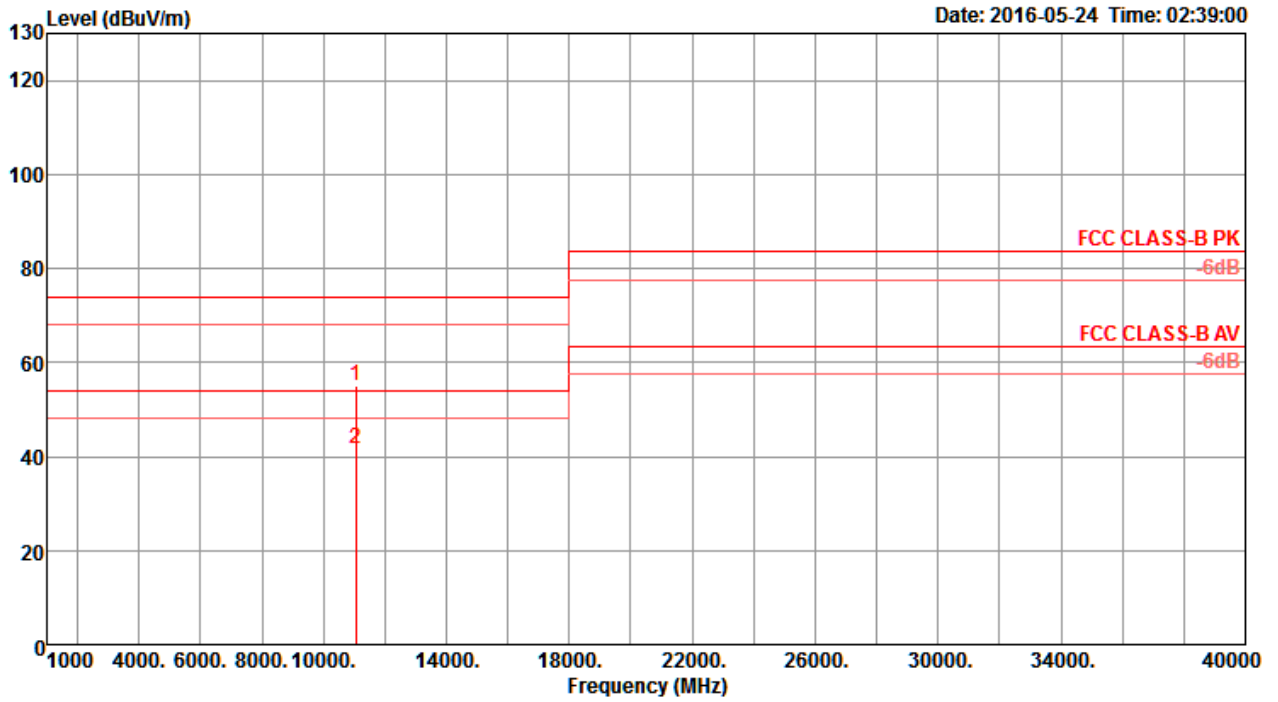


	Freq	Level	Limit	Over	Read	CableAntenna	Preamp	A/Pos	T/Pos	Remark	Pol/Phase	
	MHz	dBuV/m	dBuV/m	dB	dBuV	dB	dB/m	dB	cm	deg		
1	15868.35	44.45	54.00	-9.55	29.47	11.31	38.61	34.94	206	343	Average	VERTICAL
2	15869.73	57.65	74.00	-16.35	42.67	11.31	38.61	34.94	206	343	Peak	VERTICAL



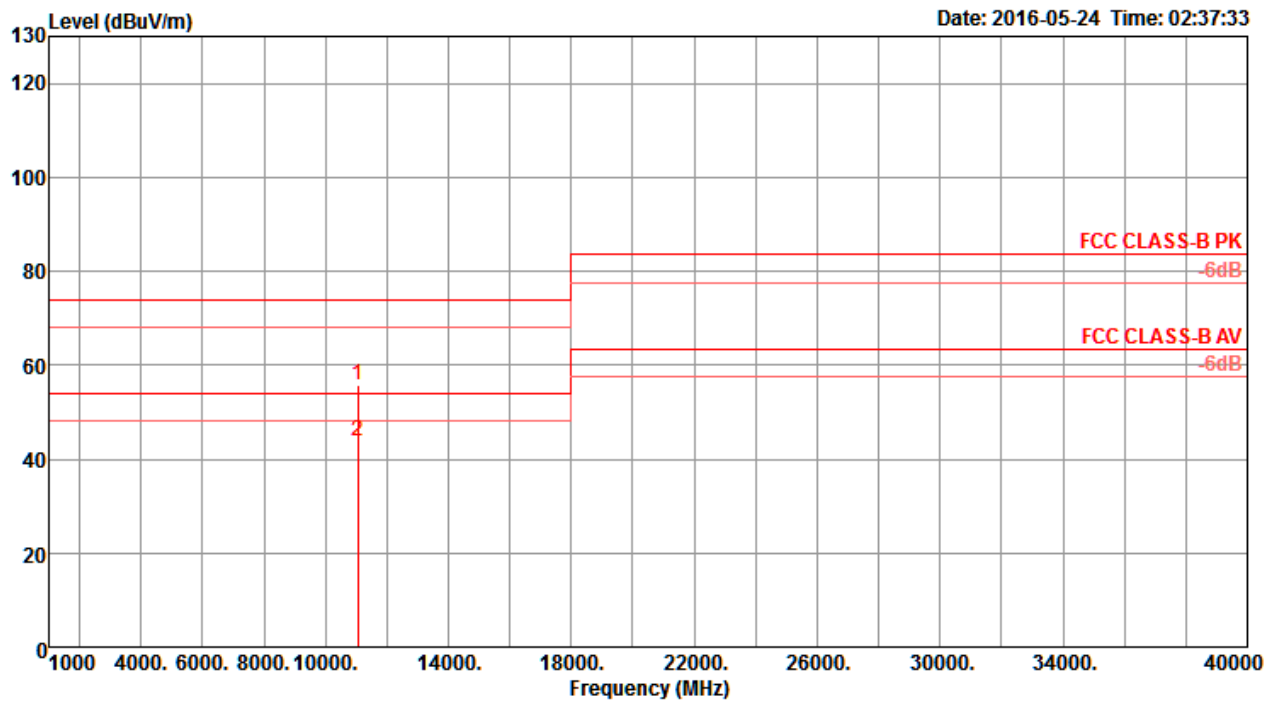
Temperature	22°C	Humidity	56%
Test Engineer	Peter Wu & Gary Chu	Configurations	IEEE 802.11ac MCS0/Nss2 VHT80 CH 106 / Chain 1 + Chain 2 + Chain 3 + Chain 4
Test Mode	Mode 1		

Horizontal



	Freq	Level	Limit	Over	Read	CableAntenna	Preamp	A/Pos	T/Pos	Remark	Pol/Phase	
	MHz	dBuV/m	dBuV/m	dB	dBuV	dB	dB/m	dB	cm	deg		
1	11055.93	54.93	74.00	-19.07	41.41	9.68	38.50	34.66	194	68	Peak	HORIZONTAL
2	11061.43	41.82	54.00	-12.18	28.31	9.67	38.50	34.66	194	68	Average	HORIZONTAL

Vertical

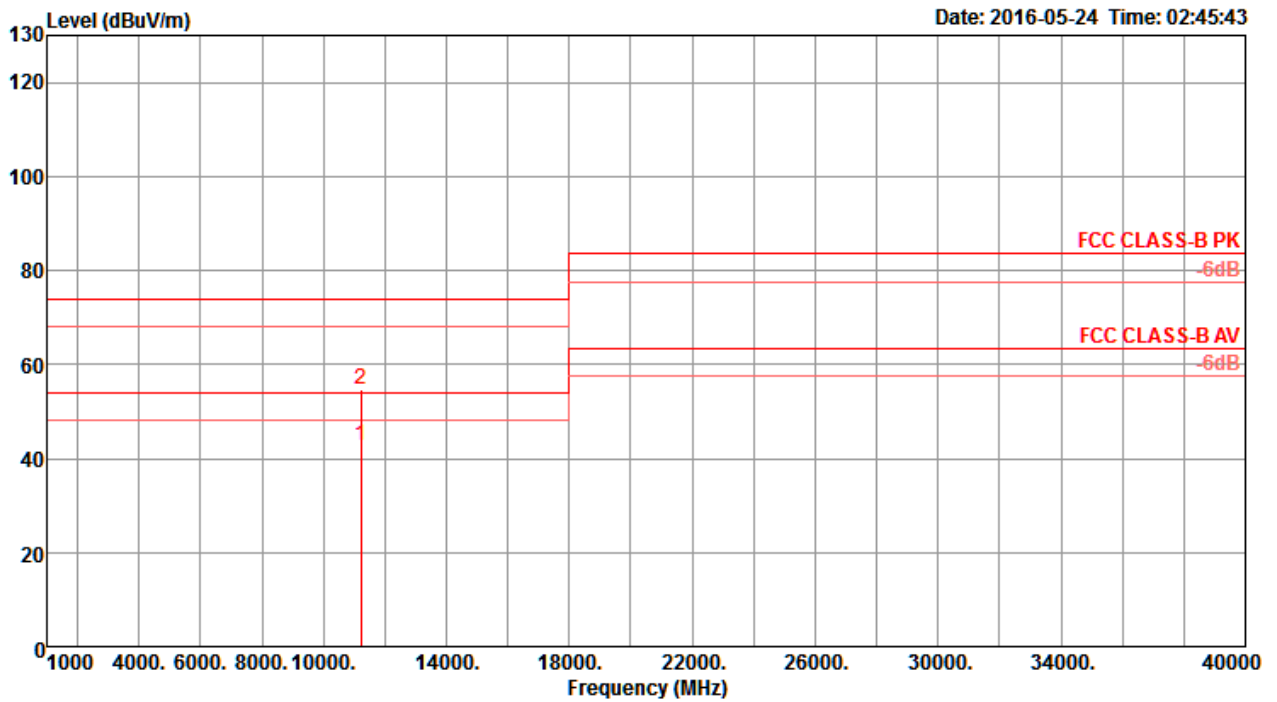


	Freq	Level	Limit	Over	Read	CableAntenna	Preamp	A/Pos	T/Pos	Remark	Pol/Phase	
	MHz	dBuV/m	dBuV/m	dB	dBuV	dB	dB/m	dB	cm	deg		
1	11057.88	55.60	74.00	-18.40	42.08	9.68	38.50	34.66	206	330	Peak	VERTICAL
2	11064.42	43.95	54.00	-10.05	30.44	9.67	38.50	34.66	206	330	Average	VERTICAL



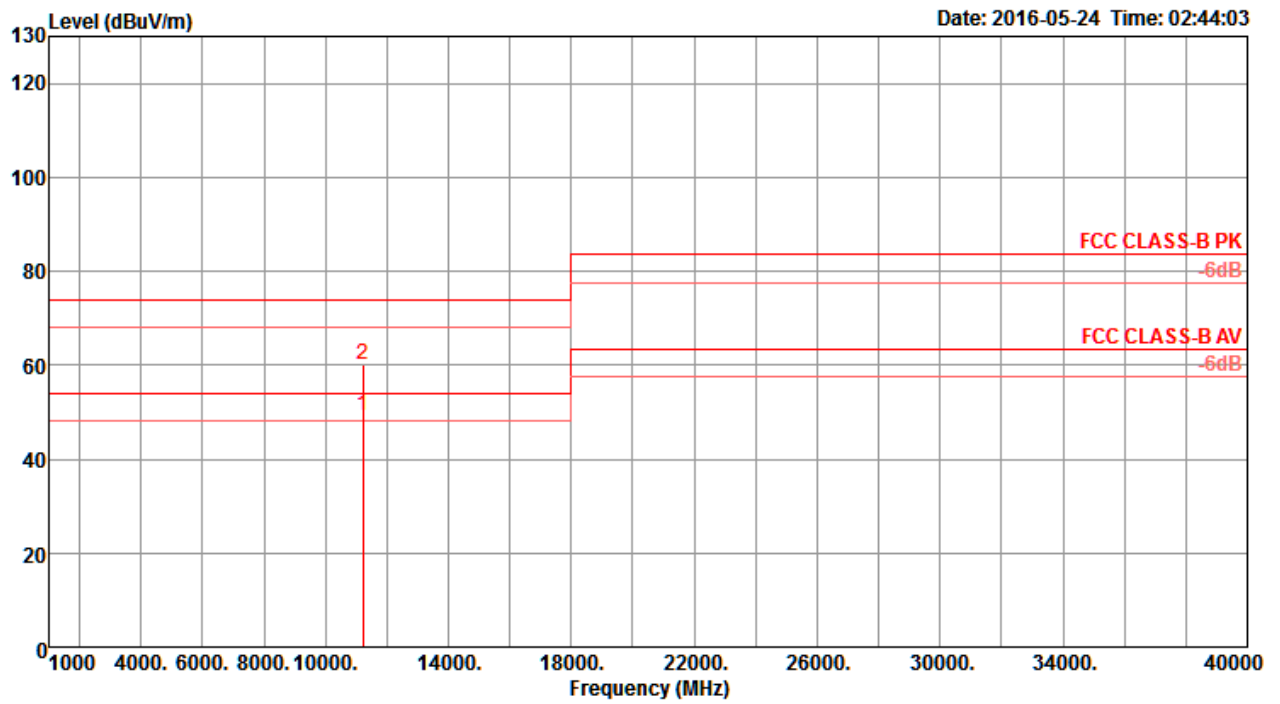
Temperature	22°C	Humidity	56%
Test Engineer	Peter Wu & Gary Chu	Configurations	IEEE 802.11ac MCS0/Nss2 VHT80 CH 122 / Chain 1 + Chain 2 + Chain 3 + Chain 4
Test Mode	Mode 1		

Horizontal



	Freq	Level	Limit	Over	Read	Cable	Antenna	Preamp	A/Pos	T/Pos	Remark	Pol/Phase
	MHz	dBuV/m	dBuV/m	dB	dBuV	dB	dB/m	dB	cm	deg		
1	11219.41	42.59	54.00	-11.41	29.07	9.66	38.50	34.64	186	49	Average	HORIZONTAL
2	11219.78	54.80	74.00	-19.20	41.28	9.66	38.50	34.64	186	49	Peak	HORIZONTAL

Vertical

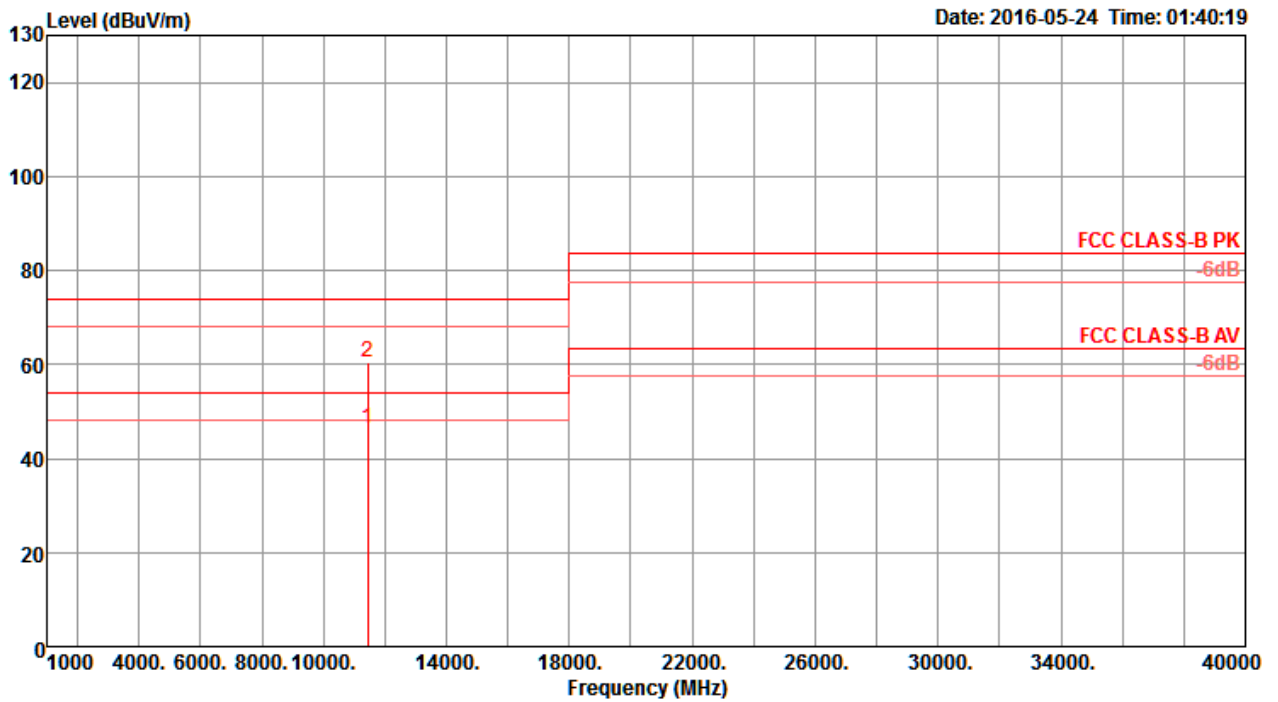


	Freq	Level	Limit	Over	Read	CableAntenna	Preamp	A/Pos	T/Pos	Remark	Pol/Phase	
	MHz	dBuV/m	dBuV/m	dB	dBuV	dB	dB/m	dB	cm	deg		
1	11216.43	49.12	54.00	-4.88	35.60	9.66	38.50	34.64	206	278	Average	VERTICAL
2	11219.94	60.08	74.00	-13.92	46.56	9.66	38.50	34.64	206	278	Peak	VERTICAL

Straddle Channel

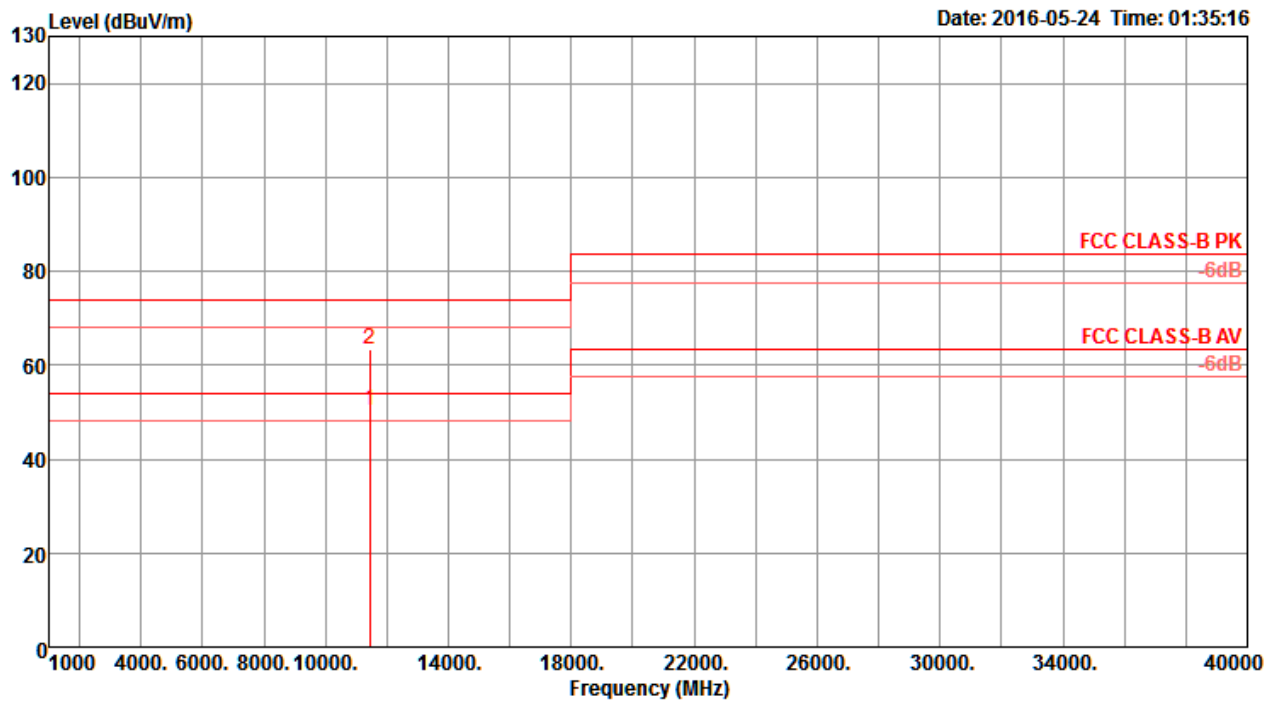
Temperature	22°C	Humidity	56%
Test Engineer	Peter Wu & Gary Chu	Configurations	IEEE 802.11ac MCS0/Nss2 VHT20 CH 144 / Chain 1 + Chain 2 + Chain 3 + Chain 4
Test Mode	Mode 1		

Horizontal



	Freq	Level	Limit	Over	Read	Cable	Antenna	Preamp	A/Pos	T/Pos	Remark	Pol/Phase
	MHz	dBuV/m	dBuV/m	dB	dBuV	dB	dB/m	dB	cm	deg		
1	11435.27	46.19	54.00	-7.81	32.68	9.63	38.50	34.62	197	69	Average	HORIZONTAL
2	11440.00	60.57	74.00	-13.43	47.06	9.63	38.50	34.62	197	69	Peak	HORIZONTAL

Vertical

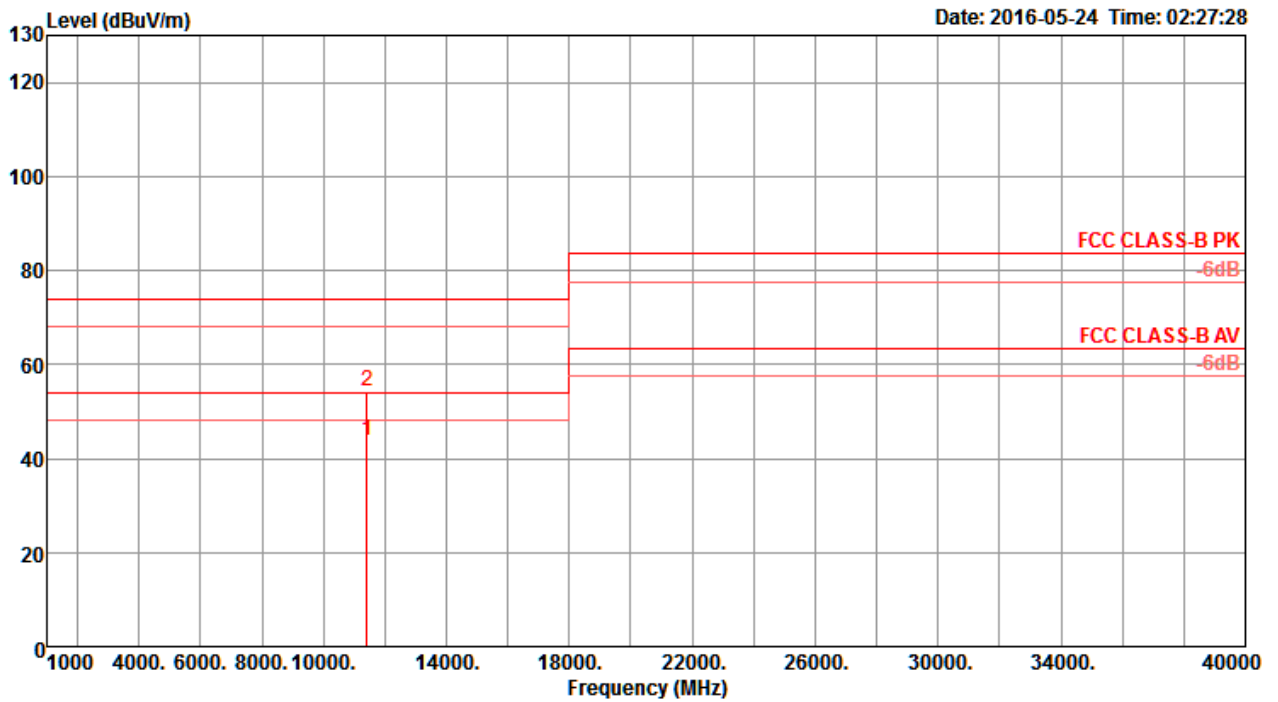


	Freq	Level	Limit	Over	Read	CableAntenna	Preamp	A/Pos	T/Pos	Remark	Pol/Phase	
	MHz	dBuV/m	dBuV/m	dB	dBuV	dB	dB/m	dB	cm	deg		
1	11438.88	50.48	54.00	-3.52	36.97	9.63	38.50	34.62	205	333	Average	VERTICAL
2	11442.47	63.53	74.00	-10.47	50.02	9.63	38.50	34.62	205	333	Peak	VERTICAL



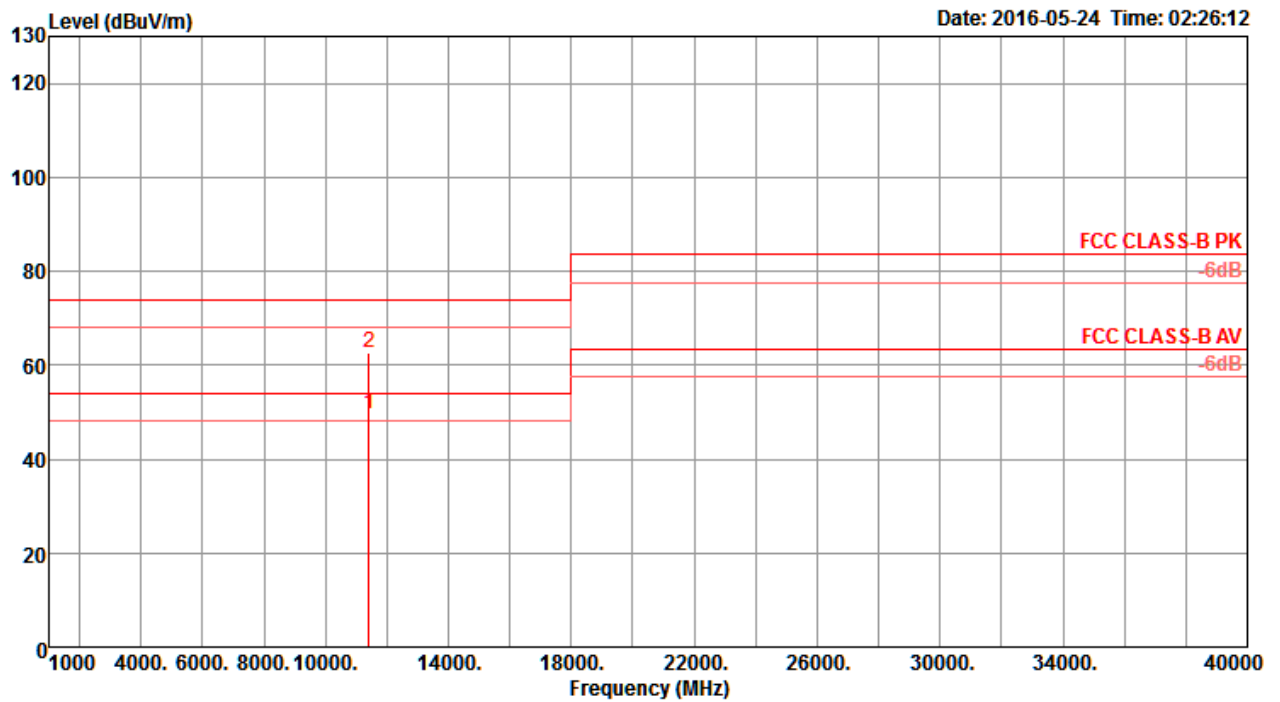
Temperature	22°C	Humidity	56%
Test Engineer	Peter Wu & Gary Chu	Configurations	IEEE 802.11ac MCS0/Nss2 VHT40 CH 142 / Chain 1 + Chain 2 + Chain 3 + Chain 4
Test Mode	Mode 1		

Horizontal



	Freq	Level	Limit	Over	Read	Cable	Antenna	Preamp	A/Pos	T/Pos	Remark	Pol/Phase
	MHz	dBuV/m	dBuV/m	dB	dBuV	dB	dB/m	dB	cm	deg		
1	11418.48	43.99	54.00	-10.01	30.49	9.63	38.50	34.63	183	82	Average	HORIZONTAL
2	11423.29	54.48	74.00	-19.52	40.98	9.63	38.50	34.63	183	82	Peak	HORIZONTAL

Vertical

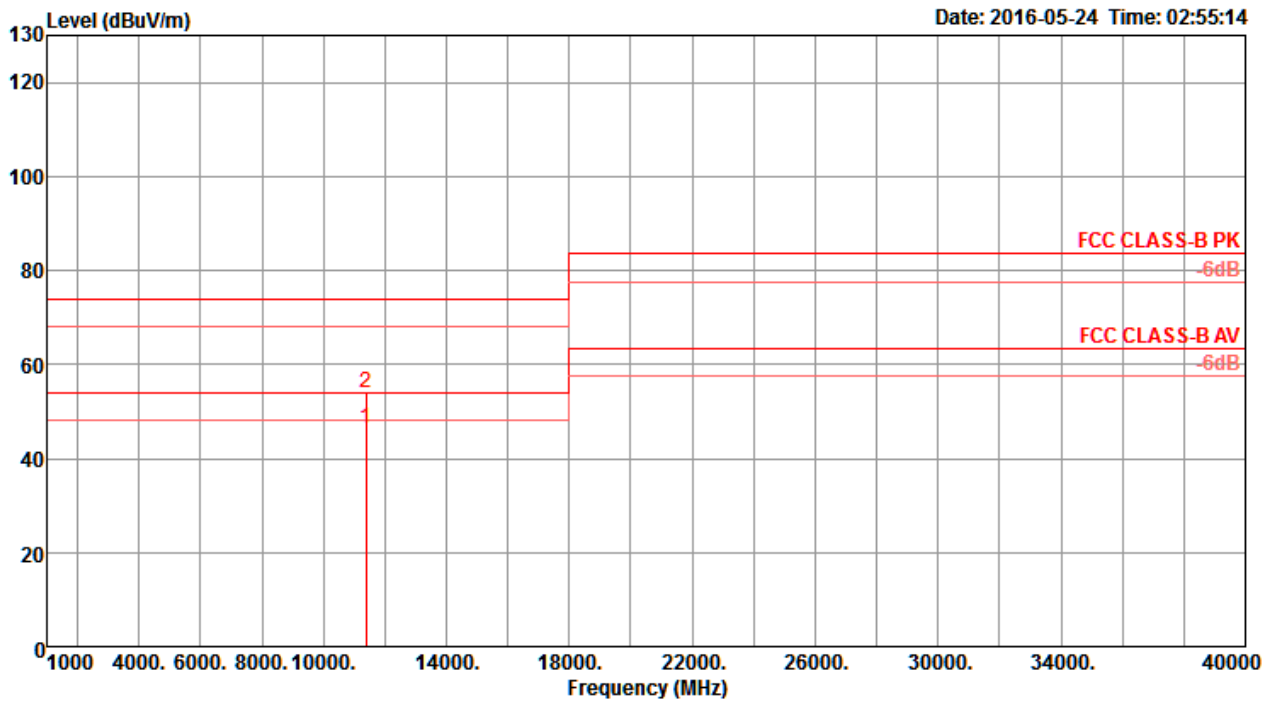


	Freq	Level	Limit	Over	Read	CableAntenna	Preamp	A/Pos	T/Pos	Remark	Pol/Phase	
	MHz	dBuV/m	dBuV/m	dB	dBuV	dB	dB/m	dB	cm	deg		
1	11415.34	49.77	54.00	-4.23	36.27	9.63	38.50	34.63	207	337	Average	VERTICAL
2	11419.81	62.79	74.00	-11.21	49.29	9.63	38.50	34.63	207	337	Peak	VERTICAL



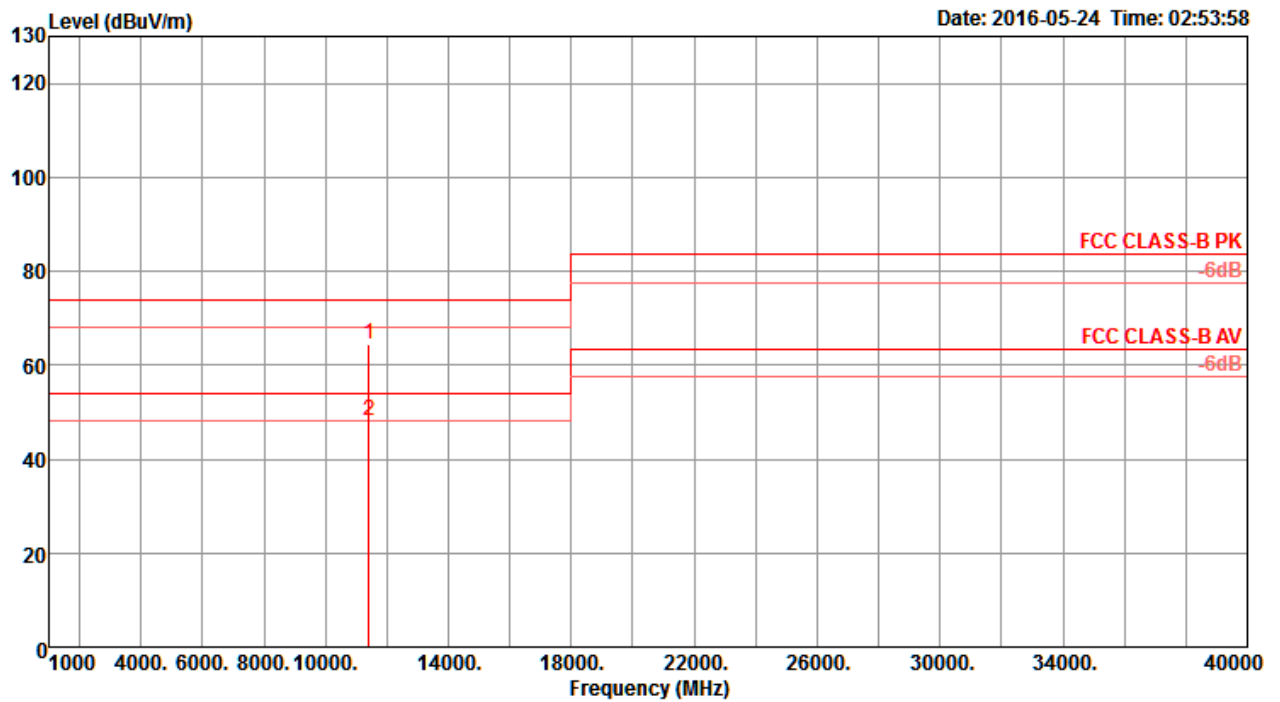
Temperature	22°C	Humidity	56%
Test Engineer	Peter Wu & Gary Chu	Configurations	IEEE 802.11ac MCS0/Nss2 VHT80 CH 138 / Chain 1 + Chain 2 + Chain 3 + Chain 4
Test Mode	Mode 1		

Horizontal



	Freq	Level	Limit	Over	Read	Cable	Antenna	Preamp	A/Pos	T/Pos	Remark	Pol/Phase
	MHz	dBuV/m	dBuV/m	dB	dBuV	dB	dB/m	dB	cm	deg		
1	11390.00	46.26	54.00	-7.74	32.76	9.63	38.50	34.63	195	19	Average	HORIZONTAL
2	11391.79	54.13	74.00	-19.87	40.63	9.63	38.50	34.63	195	19	Peak	HORIZONTAL

Vertical

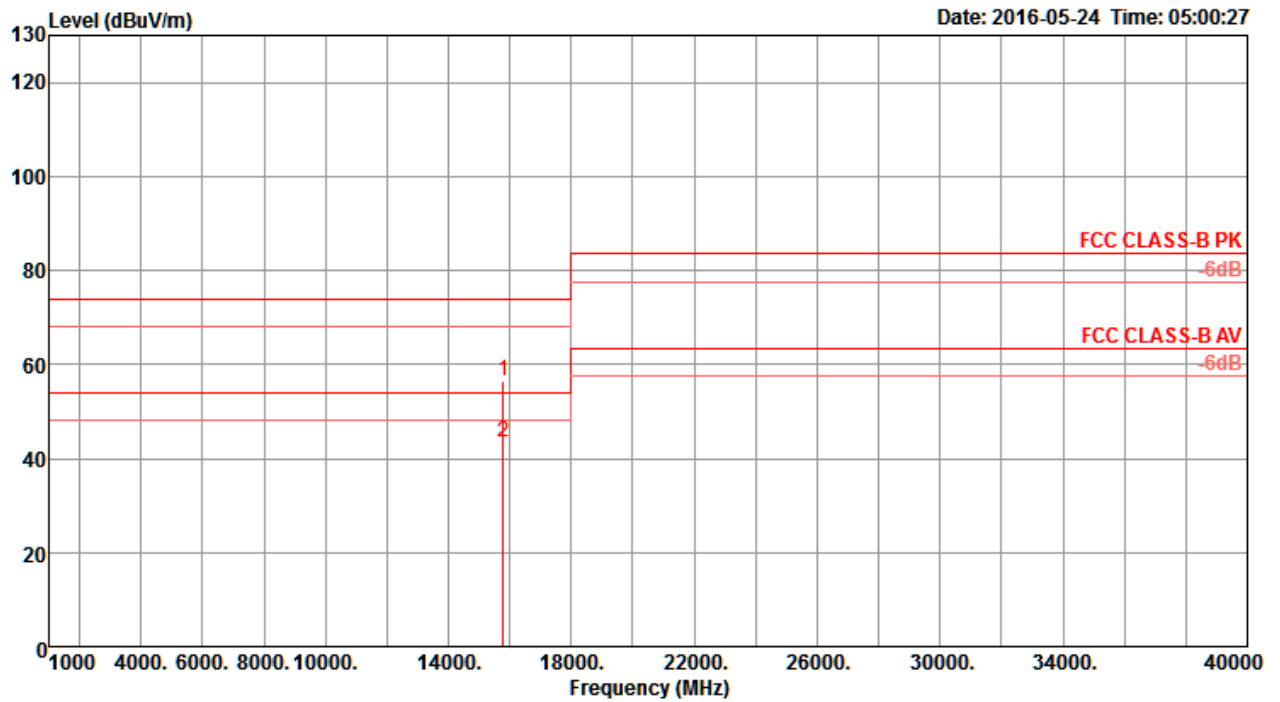


	Freq	Level	Limit	Over	Read	CableAntenna	Preamp	A/Pos	T/Pos	Remark	Pol/Phase	
	MHz	dBuV/m	dBuV/m	dB	dBuV	dB	dB/m	dB	cm	deg		
1	11400.13	64.42	74.00	-9.58	50.92	9.63	38.50	34.63	212	276	Peak	VERTICAL
2	11412.05	48.32	54.00	-5.68	34.82	9.63	38.50	34.63	212	276	Average	VERTICAL



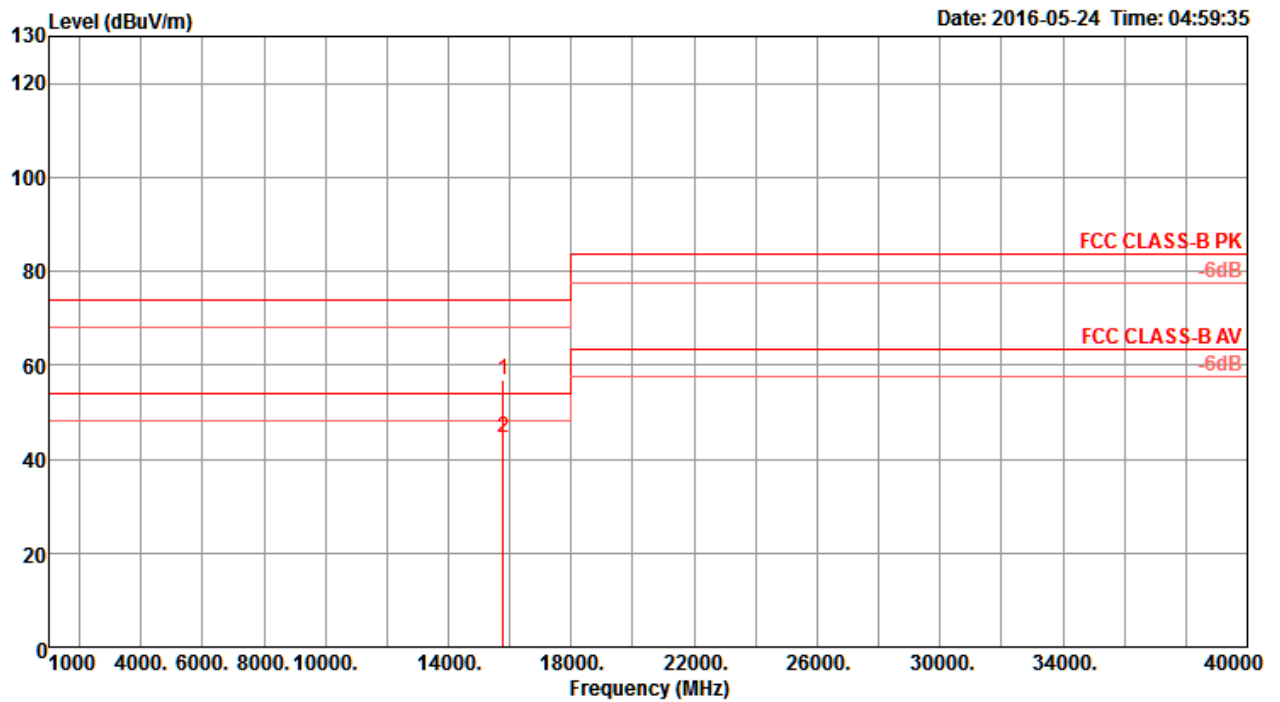
Temperature	22°C	Humidity	56%
Test Engineer	Peter Wu & Gary Chu	Configurations	IEEE 802.11ac MCS0/Nss3 VHT20 CH 52 / Chain 1 + Chain 2 + Chain 3 + Chain 4
Test Mode	Mode 1		

Horizontal



	Freq	Level	Limit	Over	Read	CableAntenna	Preamp	A/Pos	T/Pos	Remark	Pol/Phase
	MHz	dBuV/m	dBuV/m	dB	dBuV	dB	dB/m	dB	cm	deg	
1	15776.55	56.56	74.00	-17.44	41.64	11.29	38.48	34.85	181	70 Peak	HORIZONTAL
2	15779.17	43.36	54.00	-10.64	28.44	11.29	38.48	34.85	181	70 Average	HORIZONTAL

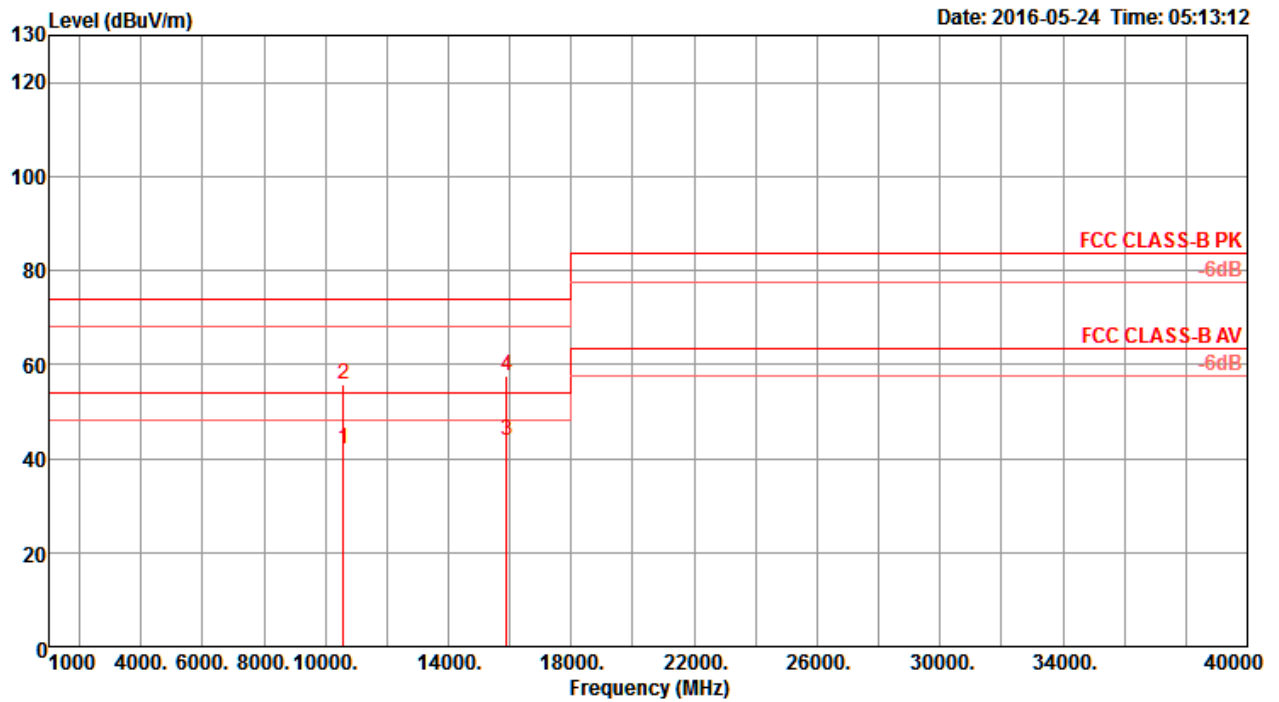
Vertical



	Freq	Level	Limit	Over	Read	CableAntenna	Preamp	A/Pos	T/Pos	Remark	Pol/Phase	
	MHz	dBuV/m	dBuV/m	dB	dBuV	dB	dB/m	dB	cm	deg		
1	15778.75	56.93	74.00	-17.07	42.01	11.29	38.48	34.85	205	331	Peak	VERTICAL
2	15783.24	44.37	54.00	-9.63	29.37	11.30	38.55	34.85	205	331	Average	VERTICAL

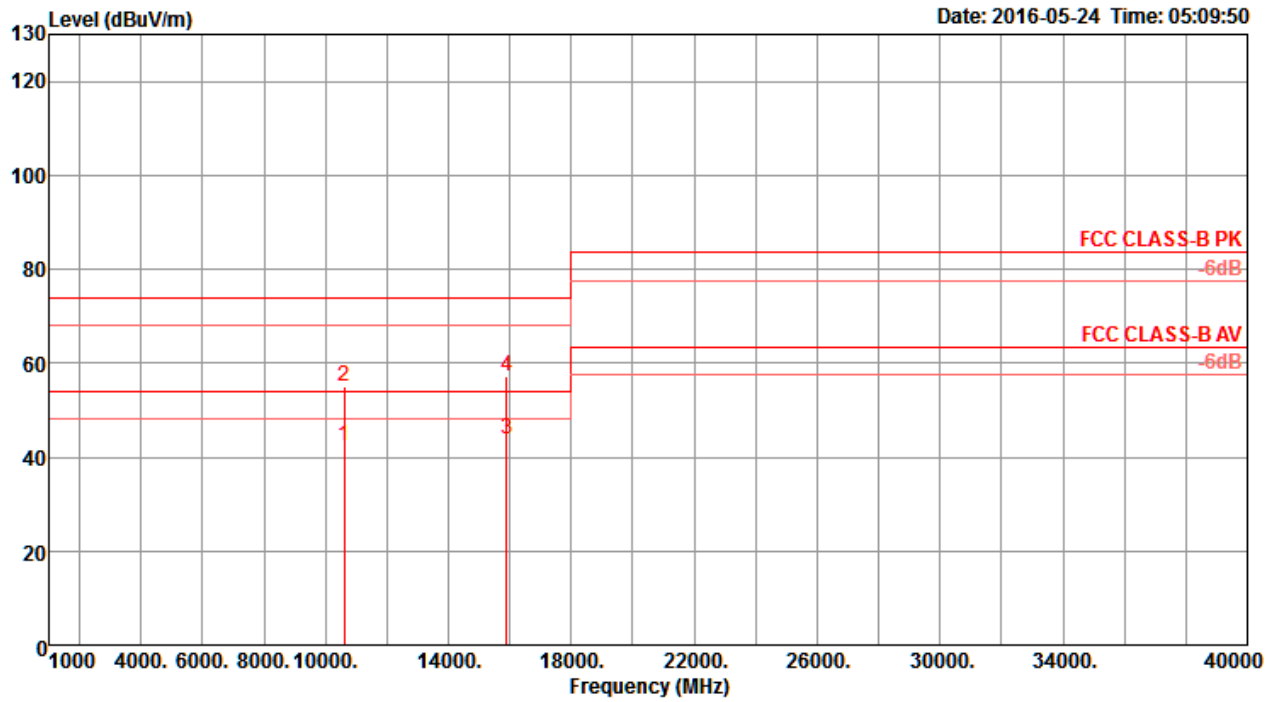
Temperature	22°C	Humidity	56%
Test Engineer	Peter Wu & Gary Chu	Configurations	IEEE 802.11ac MCS0/Nss3 VHT20 CH 60 / Chain 1 + Chain 2 + Chain 3 + Chain 4
Test Mode	Mode 1		

Horizontal



	Freq	Level	Limit	Over	Read	CableAntenna	Preamp	A/Pos	T/Pos	Remark	Pol/Phase	
	MHz	dBuV/m	dBuV/m	dB	dBuV	dB	dB/m	dB	cm	deg		
1	10595.99	41.84	54.00	-12.16	28.55	9.74	38.50	34.95	181	192	Average	HORIZONTAL
2	10596.27	55.63	74.00	-18.37	42.34	9.74	38.50	34.95	181	192	Peak	HORIZONTAL
3	15897.47	43.80	54.00	-10.20	28.75	11.32	38.67	34.94	189	165	Average	HORIZONTAL
4	15897.85	57.66	74.00	-16.34	42.61	11.32	38.67	34.94	189	165	Peak	HORIZONTAL

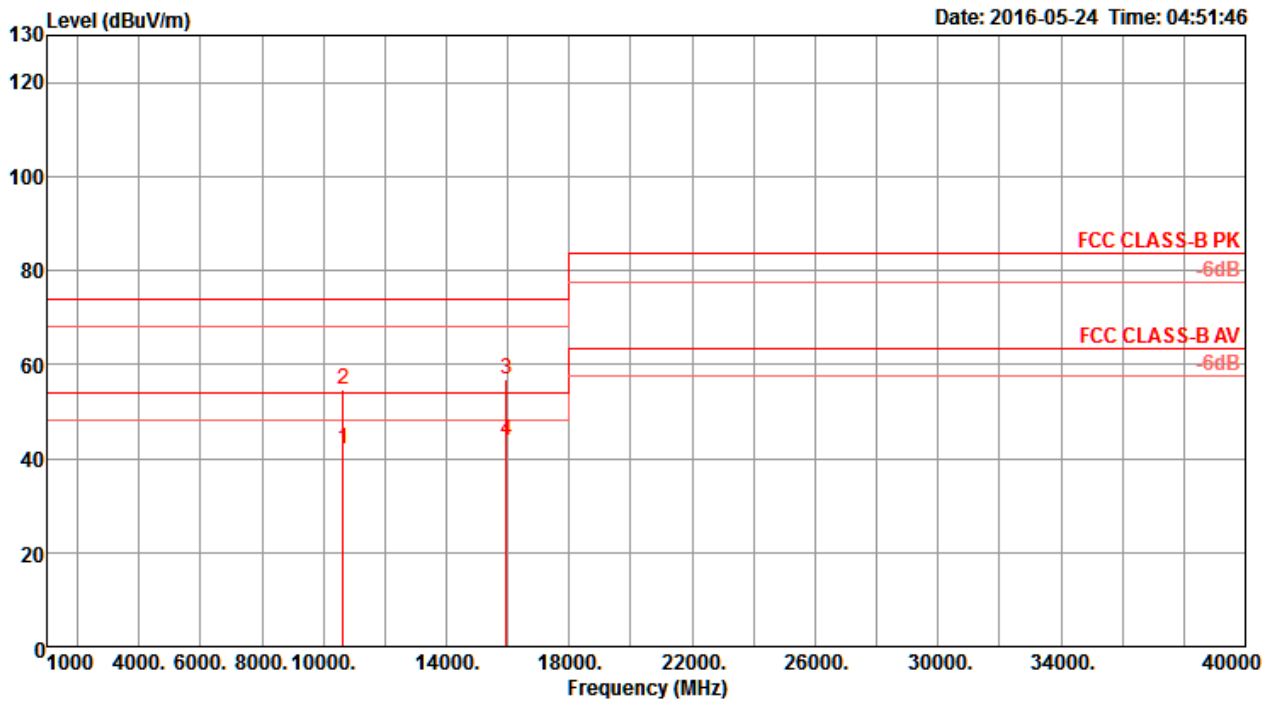
Vertical



	Freq	Level	Limit Line	Over Limit	Read Level	CableAntenna Loss	Preamp Factor	A/Pos	T/Pos	Remark	Pol/Phase	
	MHz	dBuV/m	dBuV/m	dB	dBuV	dB	dB/m	dB	cm	deg		
1	10601.15	42.42	54.00	-11.58	29.13	9.74	38.50	34.95	204	236	Average	VERTICAL
2	10604.70	55.12	74.00	-18.88	41.81	9.74	38.50	34.93	204	236	Peak	VERTICAL
3	15902.72	43.97	54.00	-10.03	28.92	11.32	38.67	34.94	213	306	Average	VERTICAL
4	15903.56	57.16	74.00	-16.84	42.11	11.32	38.67	34.94	213	306	Peak	VERTICAL

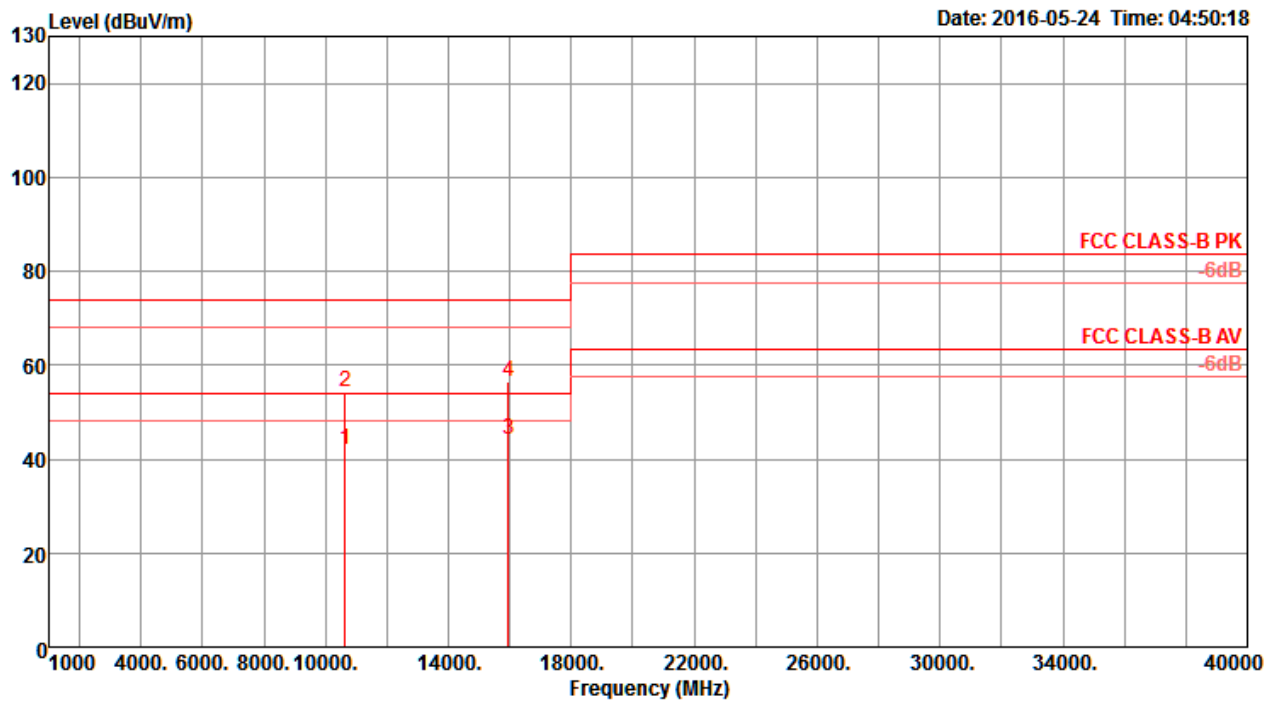
Temperature	22°C	Humidity	56%
Test Engineer	Peter Wu & Gary Chu	Configurations	IEEE 802.11ac MCS0/Nss3 VHT20 CH 64 / Chain 1 + Chain 2 + Chain 3 + Chain 4
Test Mode	Mode 1		

Horizontal



	Freq	Level	Limit	Over	Read	CableAntenna	Preamp	A/Pos	T/Pos	Remark	Pol/Phase	
	MHz	dBuV/m	dBuV/m	dB	dBuV	dB	dB/m	dB	cm	deg		
1	10635.02	41.99	54.00	-12.01	28.69	9.73	38.50	34.93	223	70	Average	HORIZONTAL
2	10643.41	54.56	74.00	-19.44	41.23	9.73	38.50	34.90	223	70	Peak	HORIZONTAL
3	15955.10	56.82	74.00	-17.18	41.73	11.33	38.74	34.98	196	104	Peak	HORIZONTAL
4	15962.52	43.87	54.00	-10.13	28.78	11.33	38.74	34.98	196	104	Average	HORIZONTAL

Vertical

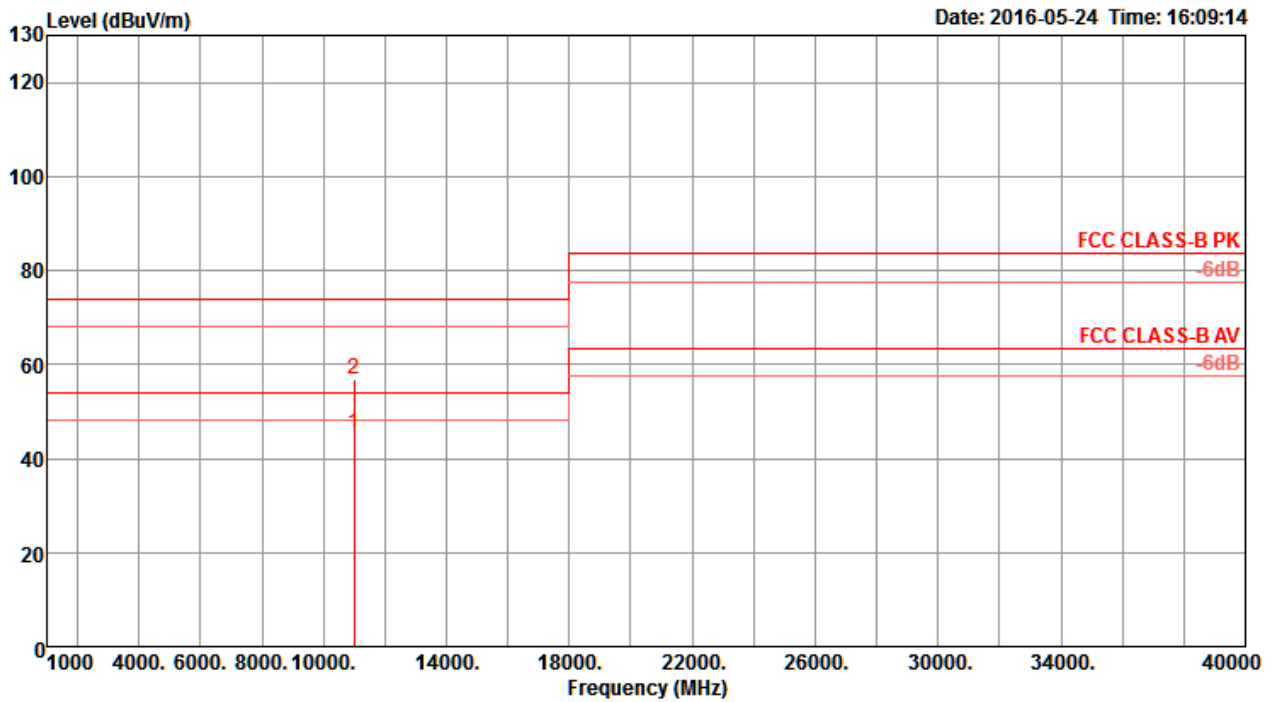


	Freq	Level	Limit	Over	Read	CableAntenna	Preamp	A/Pos	T/Pos	Remark	Pol/Phase	
	MHz	dBuV/m	dBuV/m	dB	dBuV	dB	dB/m	dB	cm	deg		
1	10640.16	41.95	54.00	-12.05	28.62	9.73	38.50	34.90	150	60	Average	VERTICAL
2	10644.74	54.40	74.00	-19.60	41.07	9.73	38.50	34.90	150	60	Peak	VERTICAL
3	15956.78	44.09	54.00	-9.91	29.00	11.33	38.74	34.98	178	125	Average	VERTICAL
4	15961.41	56.63	74.00	-17.37	41.54	11.33	38.74	34.98	178	125	Peak	VERTICAL



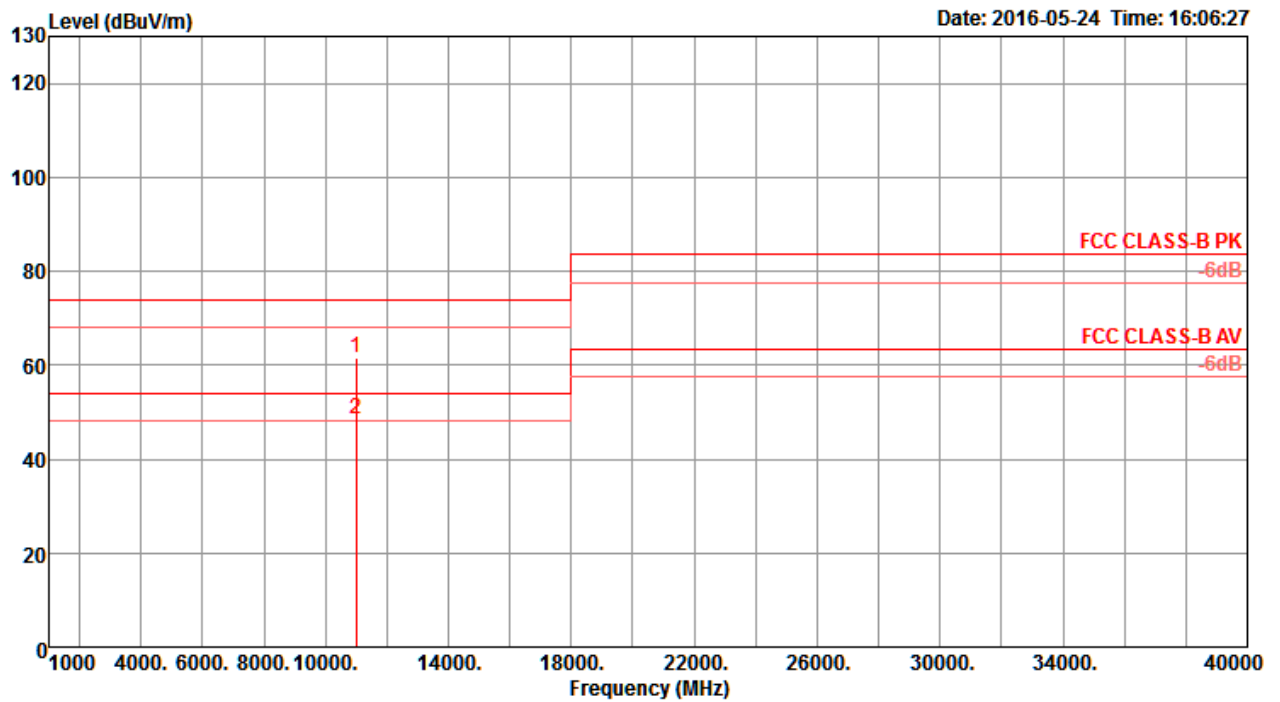
Temperature	22°C	Humidity	56%
Test Engineer	Peter Wu & Gary Chu	Configurations	IEEE 802.11ac MCS0/Nss3 VHT20 CH 100 / Chain 1 + Chain 2 + Chain 3 + Chain 4
Test Mode	Mode 1		

Horizontal



	Freq	Level	Limit	Over	Read	Cable	Antenna	Preamp	A/Pos	T/Pos	Remark	Pol/Phase
	MHz	dBuV/m	dBuV/m	dB	dBuV	dB	dB/m	dB	cm	deg		
1	10993.03	45.44	54.00	-8.56	31.91	9.69	38.50	34.66	208	71	Average	HORIZONTAL
2	11008.33	56.68	74.00	-17.32	43.16	9.68	38.50	34.66	208	71	Peak	HORIZONTAL

Vertical

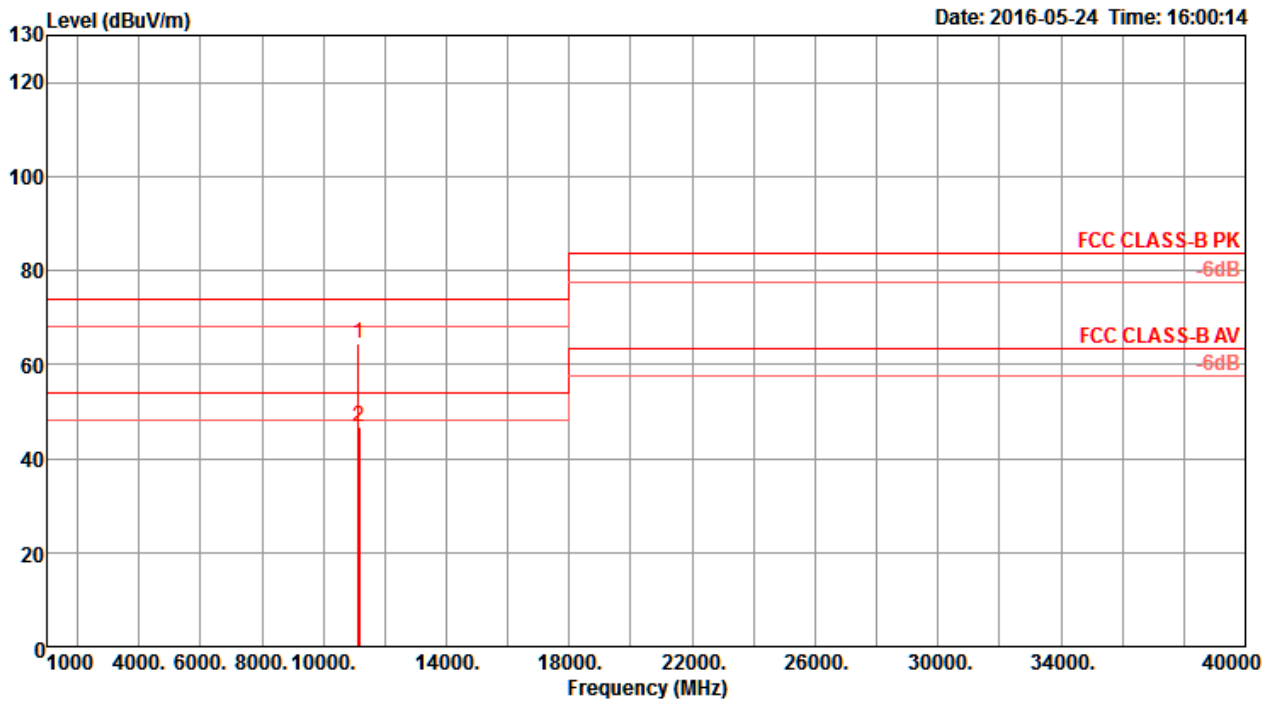


	Freq	Level	Limit	Over	Read	CableAntenna	Preamp	A/Pos	T/Pos	Remark	Pol/Phase	
	MHz	dBuV/m	dBuV/m	dB	dBuV	dB	dB/m	dB	cm	deg		
1	10997.52	61.46	74.00	-12.54	47.94	9.68	38.50	34.66	220	343	Peak	VERTICAL
2	10998.08	48.63	54.00	-5.37	35.11	9.68	38.50	34.66	220	343	Average	VERTICAL



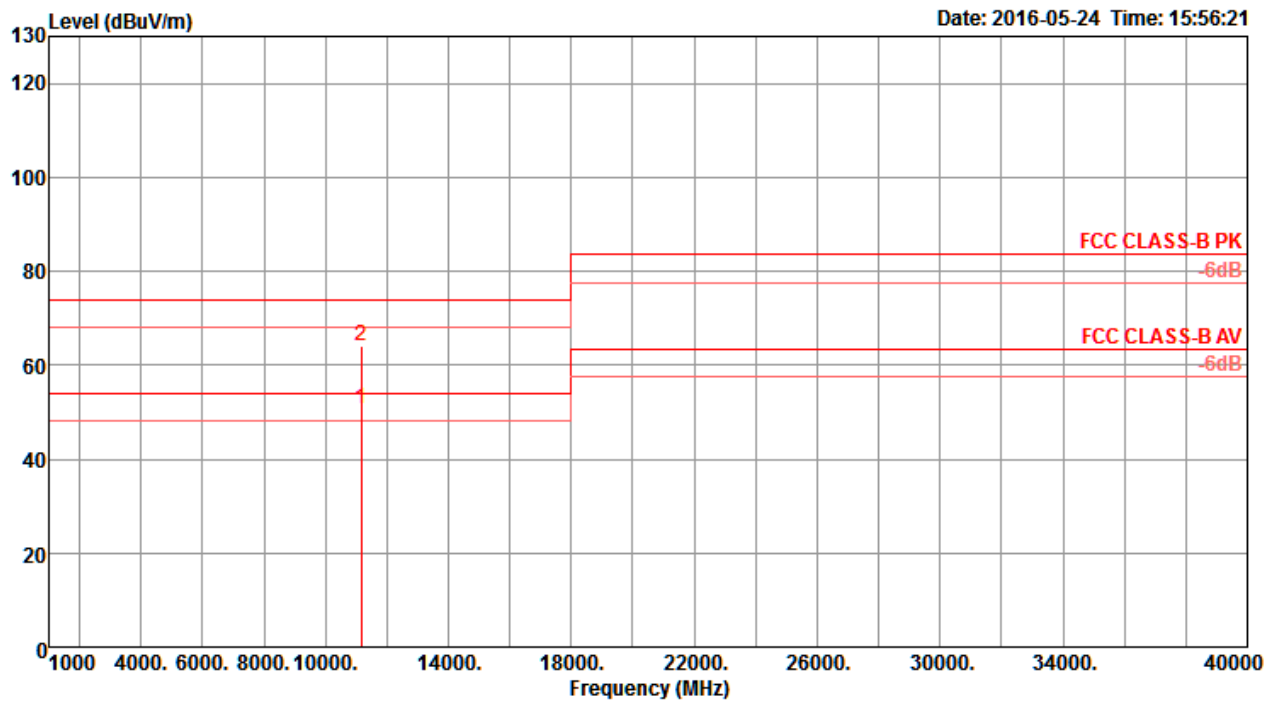
Temperature	22°C	Humidity	56%
Test Engineer	Peter Wu & Gary Chu	Configurations	IEEE 802.11ac MCS0/Nss3 VHT20 CH 116 / Chain 1 + Chain 2 + Chain 3 + Chain 4
Test Mode	Mode 1		

Horizontal



	Freq	Level	Limit	Over	Read	Cable	Antenna	Preamp	A/Pos	T/Pos	Remark	Pol/Phase
	MHz	dBuV/m	dBuV/m	dB	dBuV	dB	dB/m	dB	cm	deg		
1	11150.14	64.41	74.00	-9.59	50.90	9.66	38.50	34.65	200	82	Peak	HORIZONTAL
2	11158.56	46.73	54.00	-7.27	33.22	9.66	38.50	34.65	200	82	Average	HORIZONTAL

Vertical

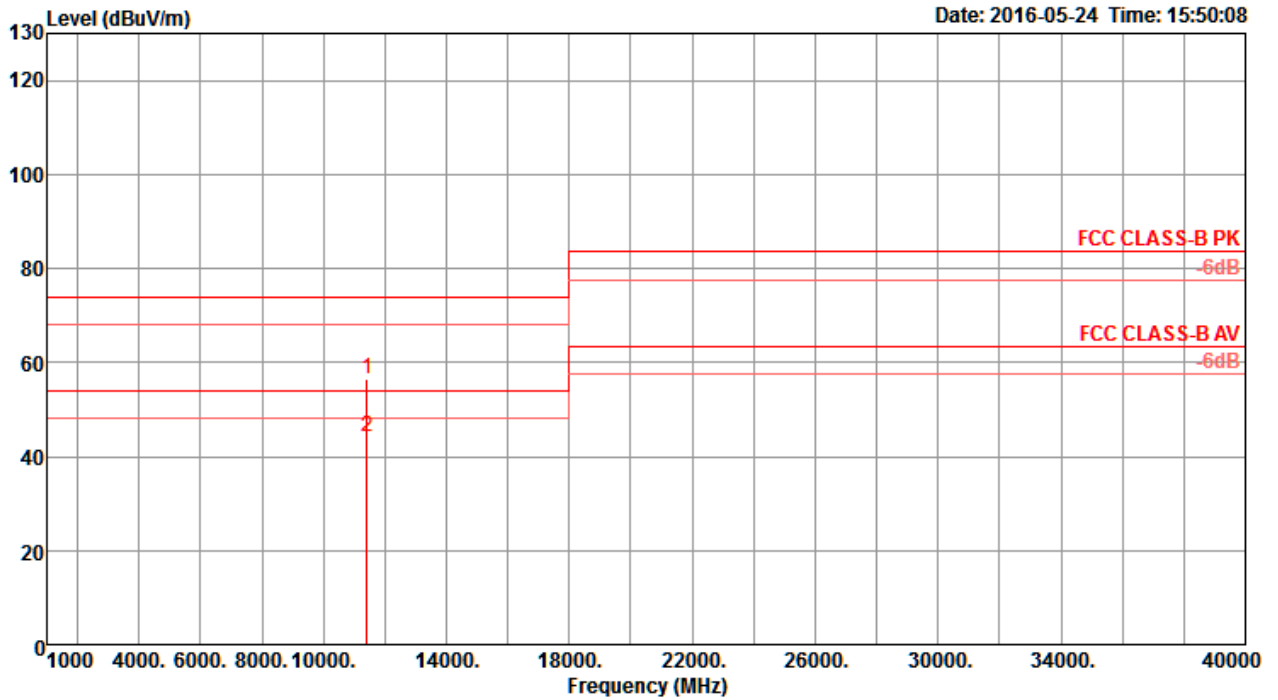


	Freq	Level	Limit	Over	Read	CableAntenna	Preamp	A/Pos	T/Pos	Remark	Pol/Phase	
	MHz	dBuV/m	dBuV/m	dB	dBuV	dB	dB/m	dB	cm	deg		
1	11159.92	50.79	54.00	-3.21	37.28	9.66	38.50	34.65	214	349	Average	VERTICAL
2	11168.97	64.02	74.00	-9.98	50.51	9.66	38.50	34.65	214	349	Peak	VERTICAL



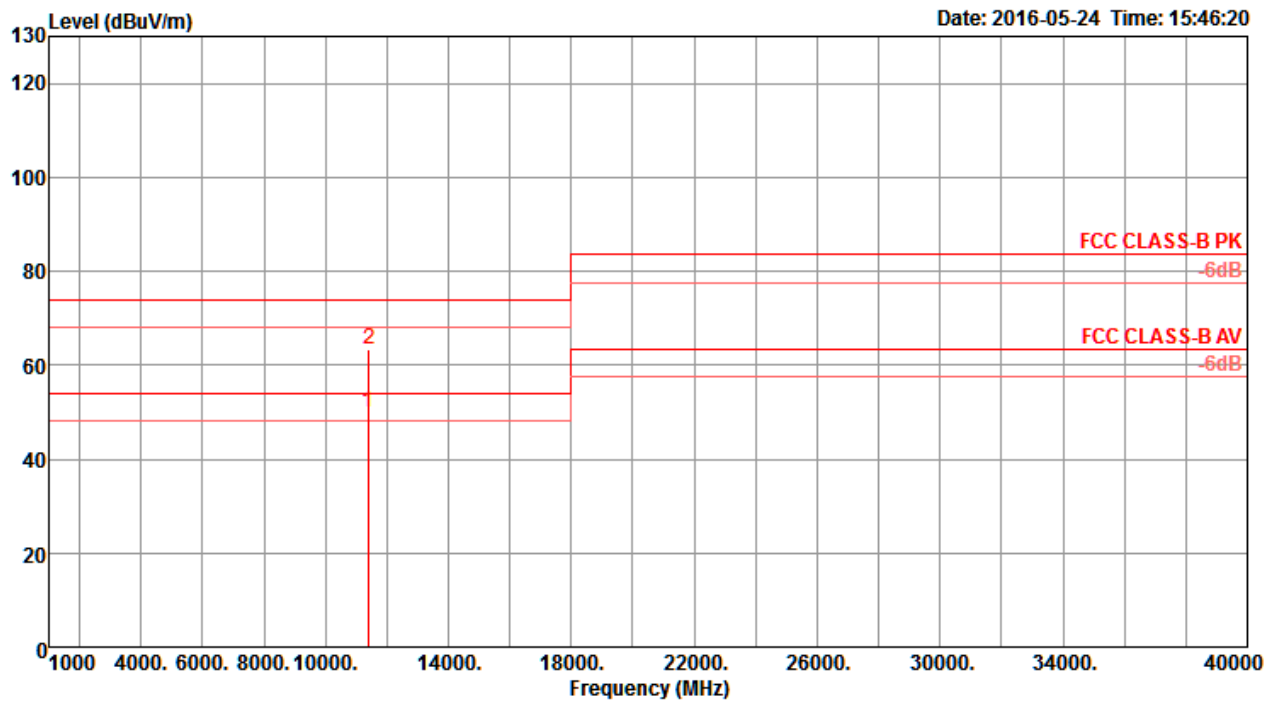
Temperature	22°C	Humidity	56%
Test Engineer	Peter Wu & Gary Chu	Configurations	IEEE 802.11ac MCS0/Nss3 VHT20 CH 140 / Chain 1 + Chain 2 + Chain 3 + Chain 4
Test Mode	Mode 1		

Horizontal



	Freq	Level	Limit	Over	Read	Cable	Antenna	Preamp	A/Pos	T/Pos	Remark	Pol/Phase
	MHz	dBuV/m	dBuV/m	dB	dBuV	dB	dB/m	dB	cm	deg		
1	11401.36	56.61	74.00	-17.39	43.11	9.63	38.50	34.63	197	75	Peak	HORIZONTAL
2	11401.36	44.08	54.00	-9.92	30.58	9.63	38.50	34.63	197	75	Average	HORIZONTAL

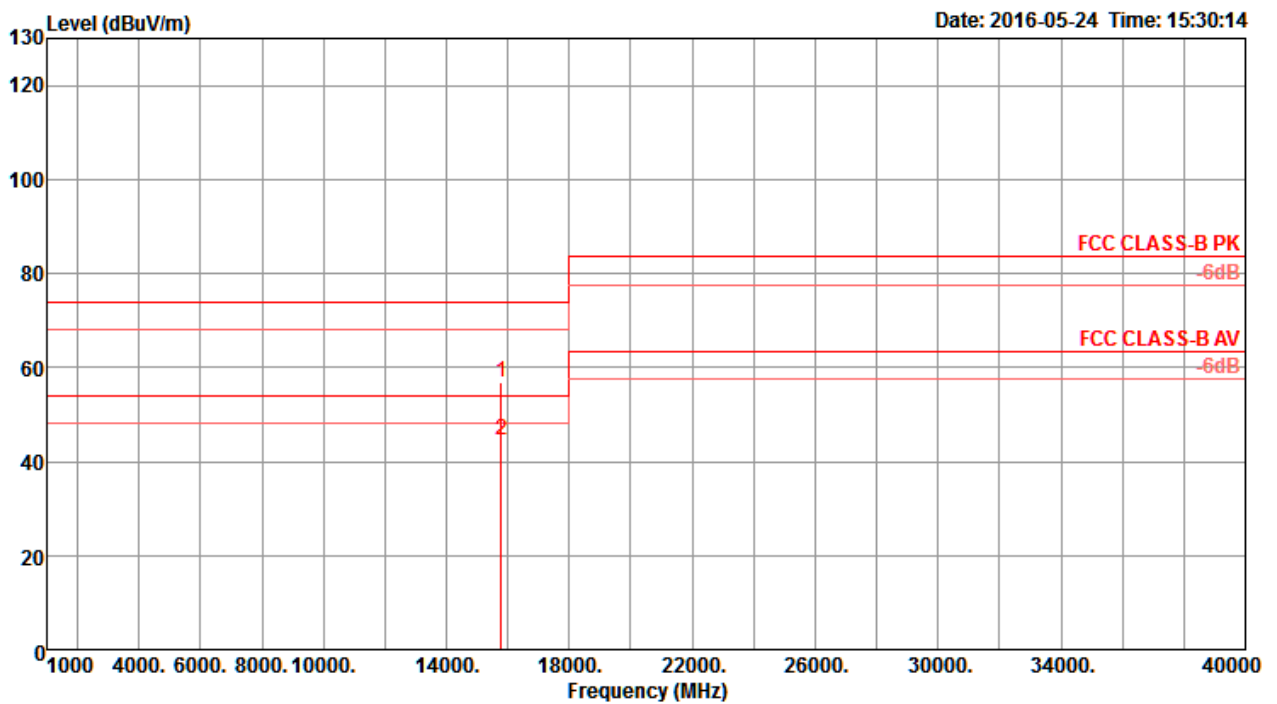
Vertical



	Freq	Level	Limit	Over	Read	CableAntenna	Preamp	A/Pos	T/Pos	Remark	Pol/Phase	
	MHz	dBuV/m	dBuV/m	dB	dBuV	dB	dB/m	dB	cm	deg		
1	11391.19	49.94	54.00	-4.06	36.44	9.63	38.50	34.63	211	336	Average	VERTICAL
2	11411.78	63.46	74.00	-10.54	49.96	9.63	38.50	34.63	211	336	Peak	VERTICAL

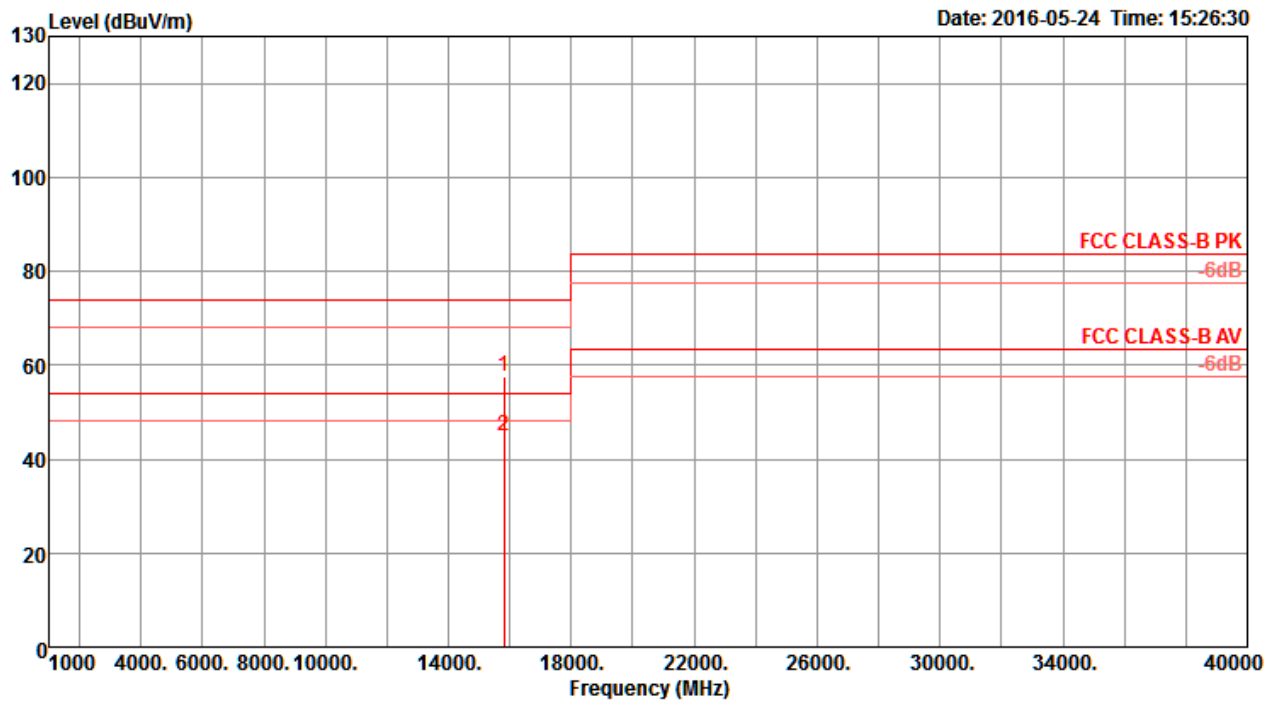
Temperature	22°C	Humidity	56%
Test Engineer	Peter Wu & Gary Chu	Configurations	IEEE 802.11ac MCS0/Nss3 VHT40 CH 54 / Chain 1 + Chain 2 + Chain 3 + Chain 4
Test Mode	Mode 1		

Horizontal



	Freq	Level	Limit	Over	Read	Cable	Antenna	Preamp	A/Pos	T/Pos	Remark	Pol/Phase
	MHz	dBuV/m	dBuV/m	dB	dBuV	dB	dB/m	dB	cm	deg		
1	15785.38	57.00	74.00	-17.00	42.00	11.30	38.55	34.85	269	310	Peak	HORIZONTAL
2	15789.49	44.64	54.00	-9.36	29.64	11.30	38.55	34.85	269	310	Average	HORIZONTAL

Vertical

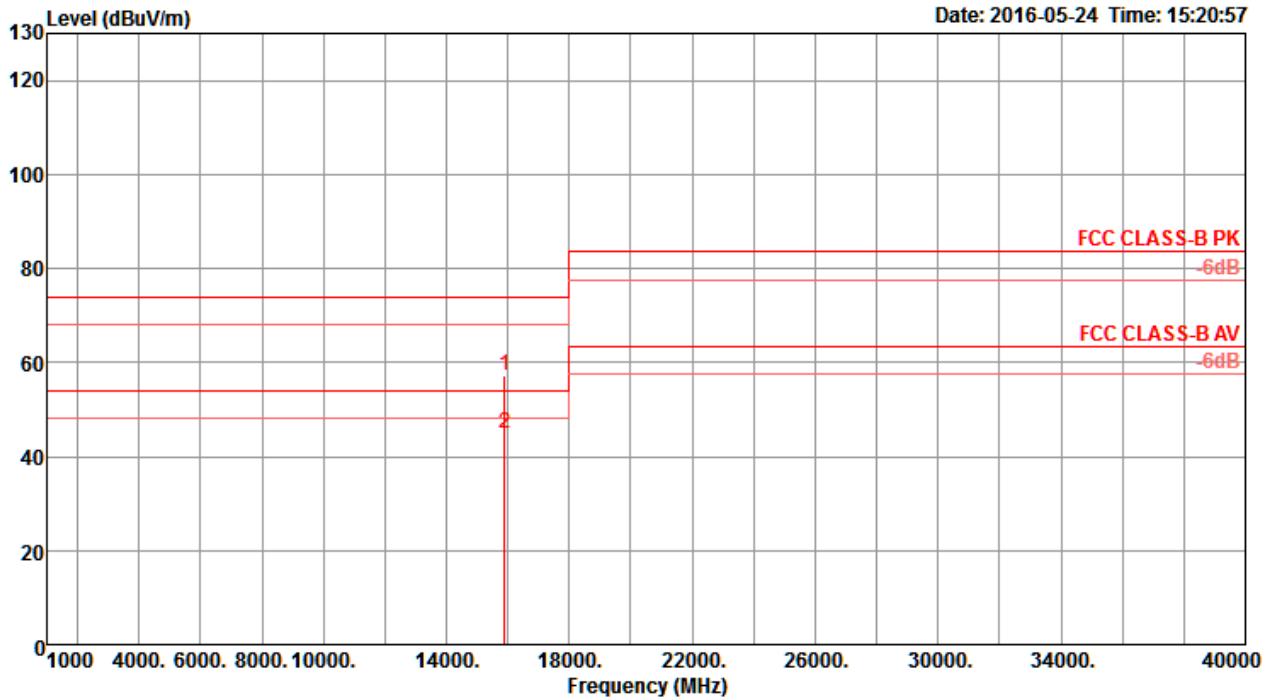


	Freq	Level	Limit	Over	Read	CableAntenna	Preamp	A/Pos	T/Pos	Remark	Pol/Phase	
	MHz	dBuV/m	dBuV/m	dB	dBuV	dB	dB/m	dB	cm	deg		
1	15806.03	57.60	74.00	-16.40	42.60	11.30	38.55	34.85	159	245	Peak	VERTICAL
2	15807.31	45.07	54.00	-8.93	30.07	11.30	38.55	34.85	159	245	Average	VERTICAL



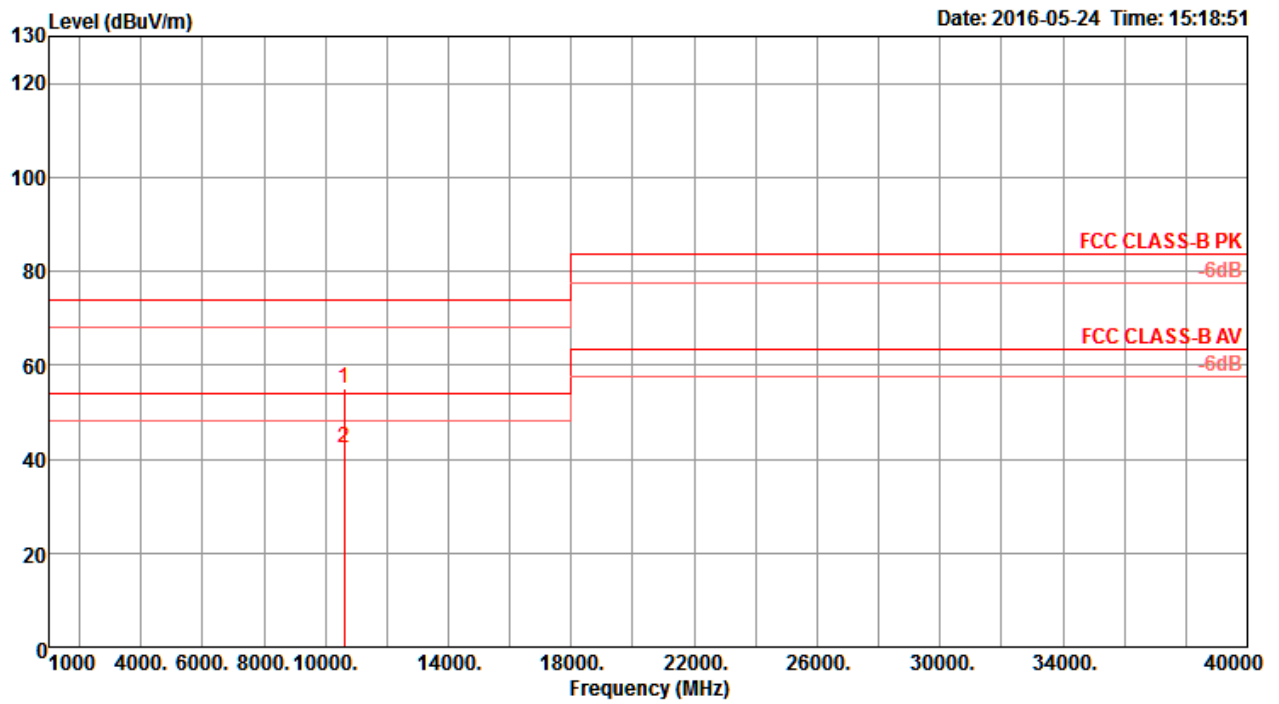
Temperature	22°C	Humidity	56%
Test Engineer	Peter Wu & Gary Chu	Configurations	IEEE 802.11ac MCS0/Nss3 VHT40 CH 62 / Chain 1 + Chain 2 + Chain 3 + Chain 4
Test Mode	Mode 1		

Horizontal



	Freq	Level	Limit	Over	Read	Cable	Antenna	Preamp	A/Pos	T/Pos	Remark	Pol/Phase
	MHz	dBuV/m	dBuV/m	dB	dBuV	dB	dB/m	dB	cm	deg		
1	15890.51	57.11	74.00	-16.89	42.06	11.32	38.67	34.94	218	360	Peak	HORIZONTAL
2	15904.87	45.08	54.00	-8.92	30.03	11.32	38.67	34.94	218	360	Average	HORIZONTAL

Vertical

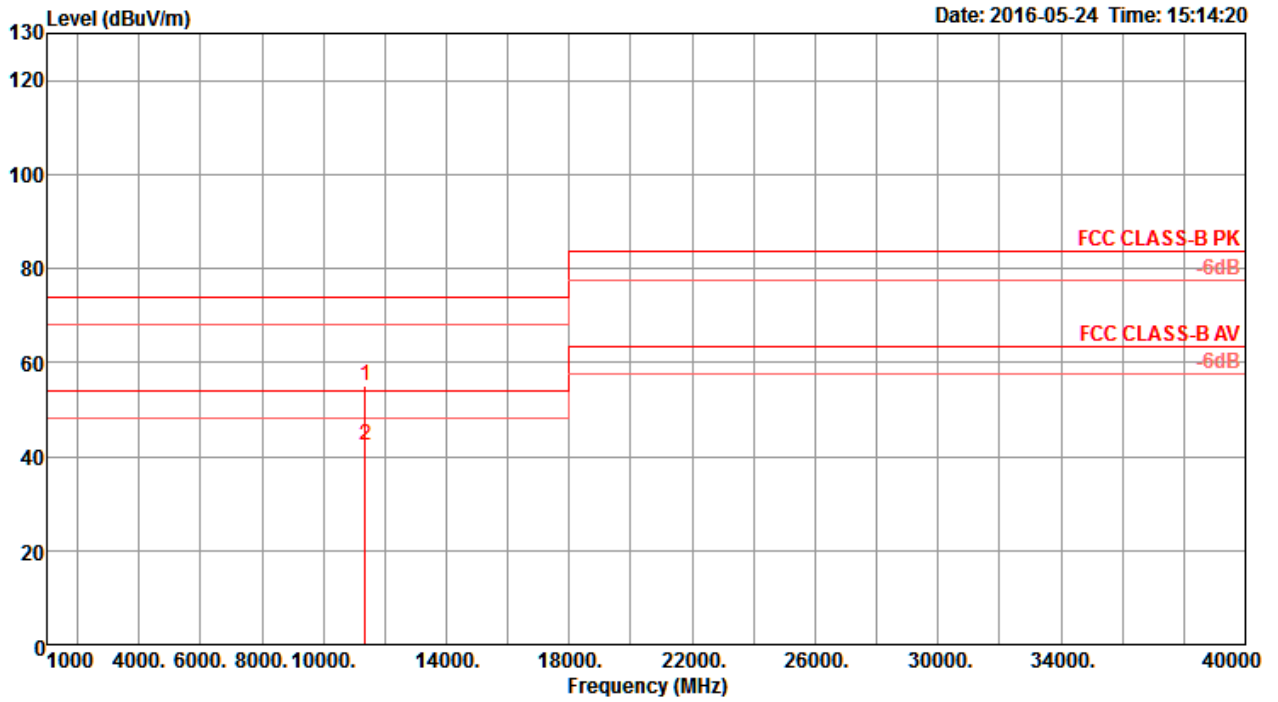


	Freq	Level	Limit	Over	Read	CableAntenna	Preamp	A/Pos	T/Pos	Remark	Pol/Phase	
	MHz	dBuV/m	dBuV/m	dB	dBuV	dB	dB/m	dB	cm	deg		
1	10620.13	55.02	74.00	-18.98	41.71	9.74	38.50	34.93	169	222	Peak	VERTICAL
2	10623.08	42.24	54.00	-11.76	28.94	9.73	38.50	34.93	169	222	Average	VERTICAL



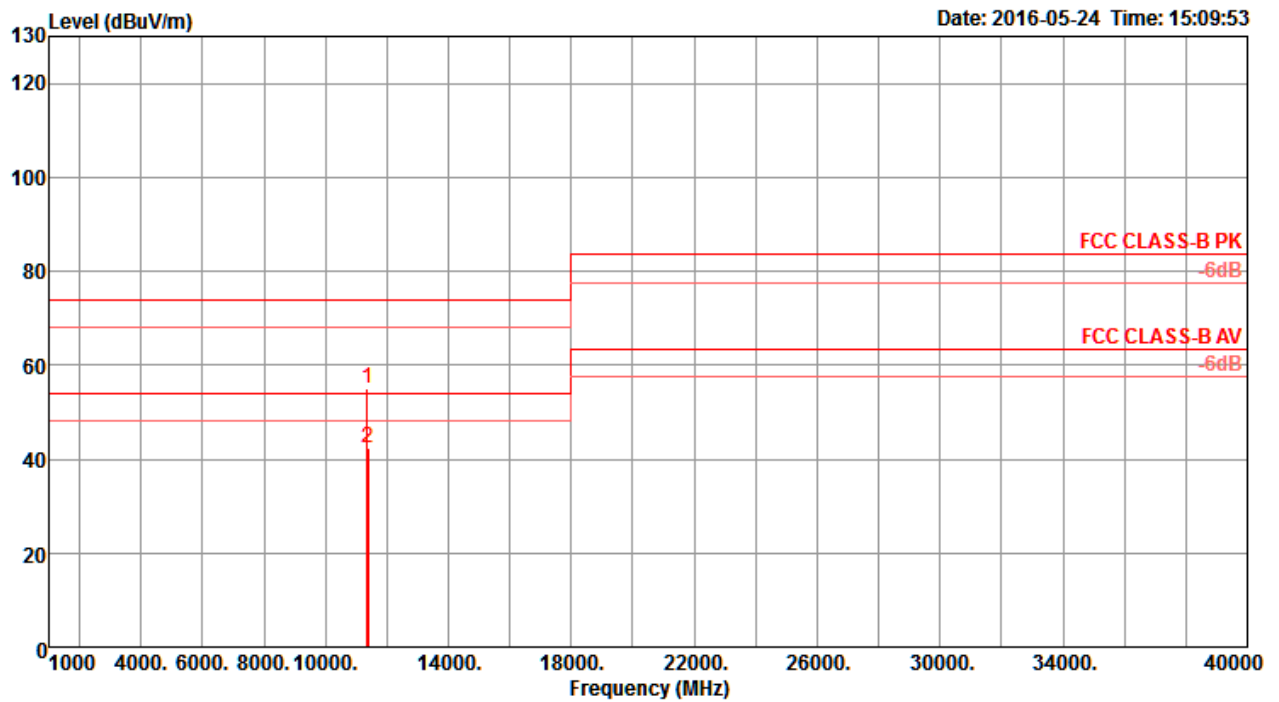
Temperature	22°C	Humidity	56%
Test Engineer	Peter Wu & Gary Chu	Configurations	IEEE 802.11ac MCS0/Nss3 VHT40 CH 102 / Chain 1 + Chain 2 + Chain 3 + Chain 4
Test Mode	Mode 1		

Horizontal



	Freq	Level	Limit	Over	Read	Cable	Antenna	Preamp	A/Pos	T/Pos	Remark	Pol/Phase
	MHz	dBuV/m	dBuV/m	dB	dBuV	dB	dB/m	dB	cm	deg		
1	11366.41	54.86	74.00	-19.14	41.36	9.63	38.50	34.63	123	22	Peak	HORIZONTAL
2	11372.05	42.43	54.00	-11.57	28.93	9.63	38.50	34.63	123	22	Average	HORIZONTAL

Vertical

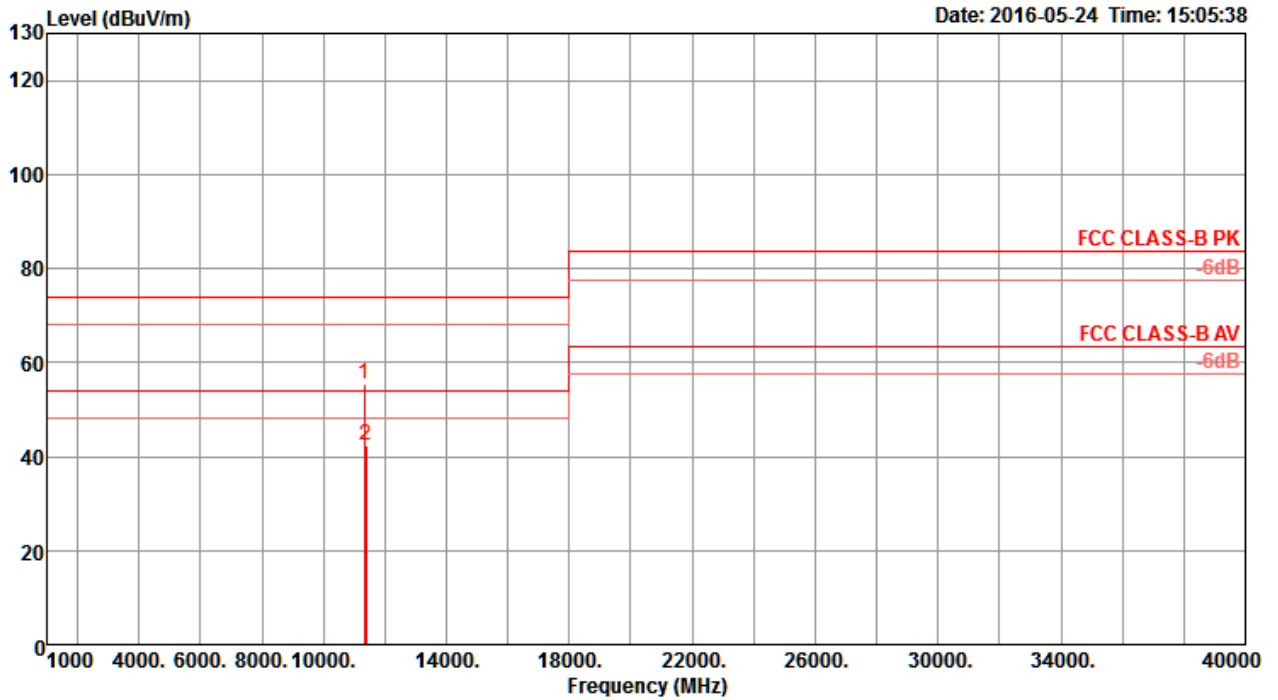


	Freq	Level	Limit	Over	Read	CableAntenna	Preamp	A/Pos	T/Pos	Remark	Pol/Phase	
	MHz	dBuV/m	dBuV/m	dB	dBuV	dB	dB/m	dB	cm	deg		
1	11353.33	55.13	74.00	-18.87	41.63	9.63	38.50	34.63	139	145	Peak	VERTICAL
2	11376.15	42.31	54.00	-11.69	28.81	9.63	38.50	34.63	139	145	Average	VERTICAL



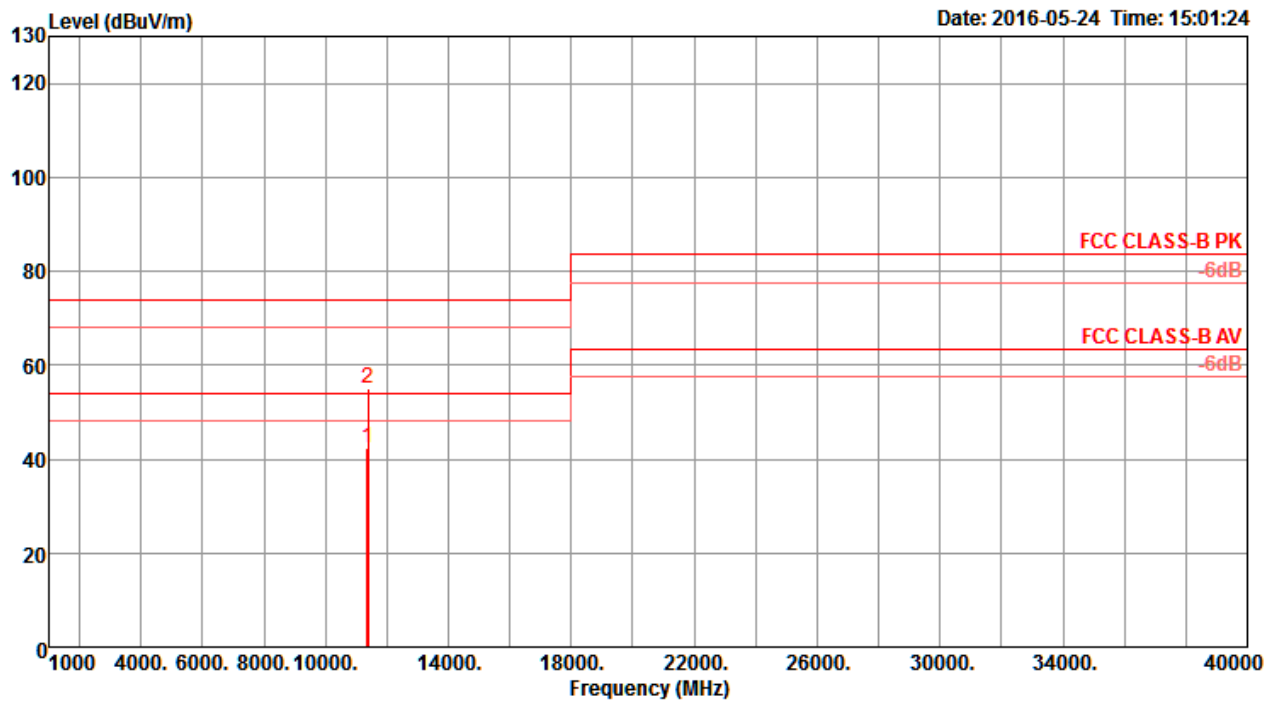
Temperature	22°C	Humidity	56%
Test Engineer	Peter Wu & Gary Chu	Configurations	IEEE 802.11ac MCS0/Nss3 VHT40 CH 110 / Chain 1 + Chain 2 + Chain 3 + Chain 4
Test Mode	Mode 1		

Horizontal



	Freq	Level	Limit	Over	Read	CableAntenna	Preamp	A/Pos	T/Pos	Remark	Pol/Phase	
	MHz	dBuV/m	dBuV/m	dB	dBuV	dB	dB/m	dB	cm	deg		
1	11317.69	55.45	74.00	-18.55	41.95	9.64	38.50	34.64	146	214	Peak	HORIZONTAL
2	11375.90	42.33	54.00	-11.67	28.83	9.63	38.50	34.63	146	214	Average	HORIZONTAL

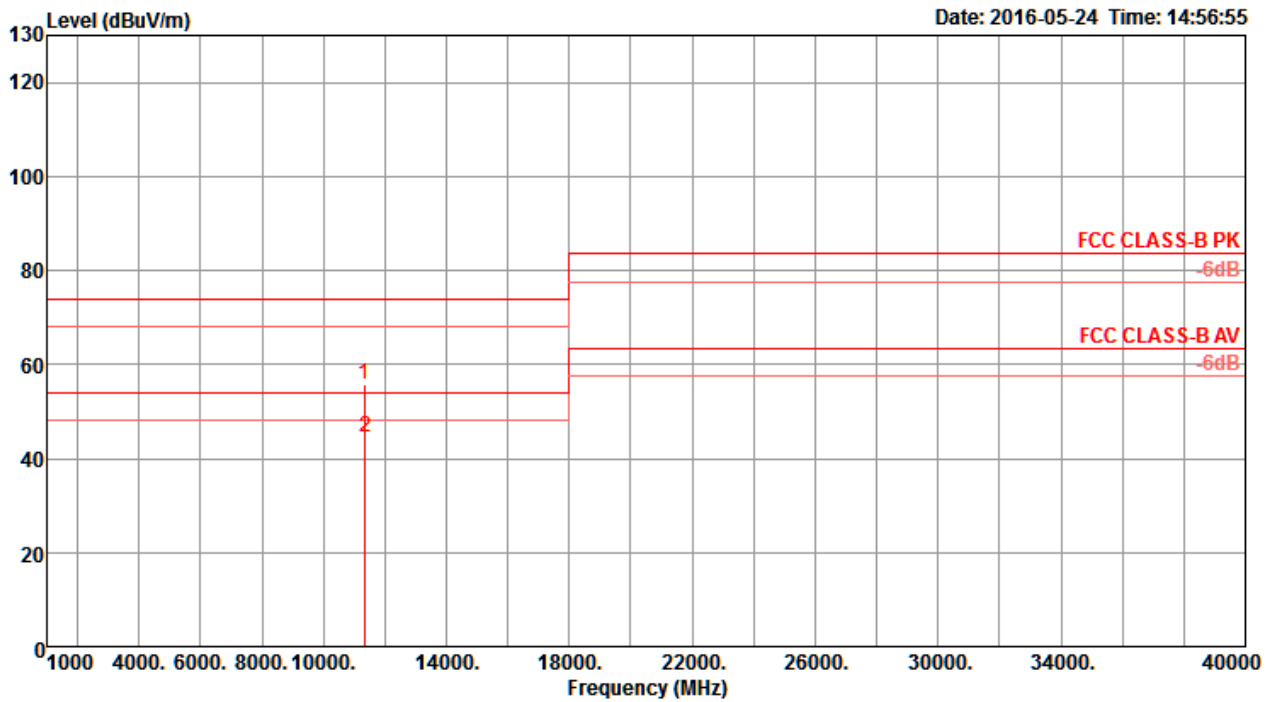
Vertical



	Freq	Level	Limit	Over	Read	CableAntenna	Preamp	A/Pos	T/Pos	Remark	Pol/Phase	
	MHz	dBuV/m	dBuV/m	dB	dBuV	dB	dB/m	dB	cm	deg		
1	11362.31	42.31	54.00	-11.69	28.81	9.63	38.50	34.63	169	186	Average	VERTICAL
2	11376.67	54.96	74.00	-19.04	41.46	9.63	38.50	34.63	169	186	Peak	VERTICAL

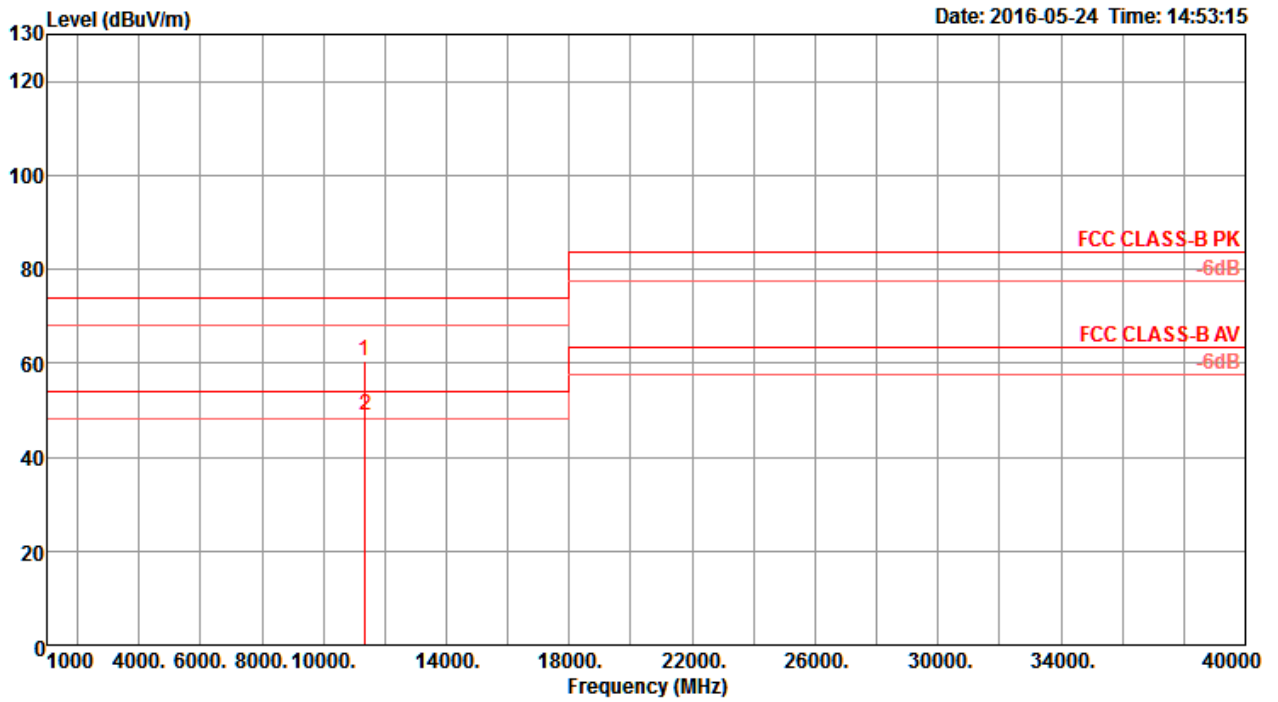
Temperature	22°C	Humidity	56%
Test Engineer	Peter Wu & Gary Chu	Configurations	IEEE 802.11ac MCS0/Nss3 VHT40 CH 134 / Chain 1 + Chain 2 + Chain 3 + Chain 4
Test Mode	Mode 1		

Horizontal



	Freq	Level	Limit	Over	Read	CableAntenna	Preamp	A/Pos	T/Pos	Remark	Pol/Phase	
	MHz	dBuV/m	dBuV/m	dB	dBuV	dB	dB/m	dB	cm	deg		
1	11319.23	55.82	74.00	-18.18	42.32	9.64	38.50	34.64	210	129	Peak	HORIZONTAL
2	11350.26	44.37	54.00	-9.63	30.86	9.64	38.50	34.63	210	129	Average	HORIZONTAL

Vertical

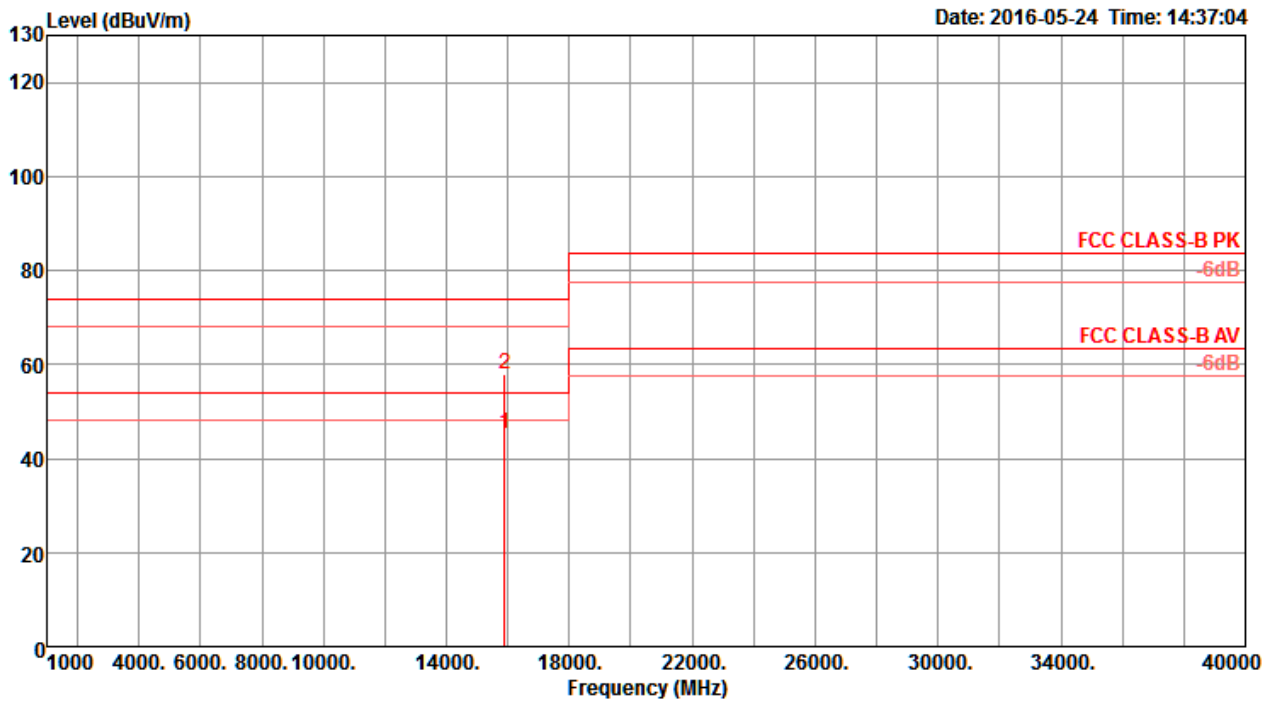


	Freq	Level	Limit	Over	Read	CableAntenna	Preamp	A/Pos	T/Pos	Remark	Pol/Phase	
	MHz	dBuV/m	dBuV/m	dB	dBuV	dB	dB/m	dB	cm	deg		
1	11333.72	60.53	74.00	-13.47	47.02	9.64	38.50	34.63	276	220	Peak	VERTICAL
2	11352.31	49.06	54.00	-4.94	35.56	9.63	38.50	34.63	276	220	Average	VERTICAL



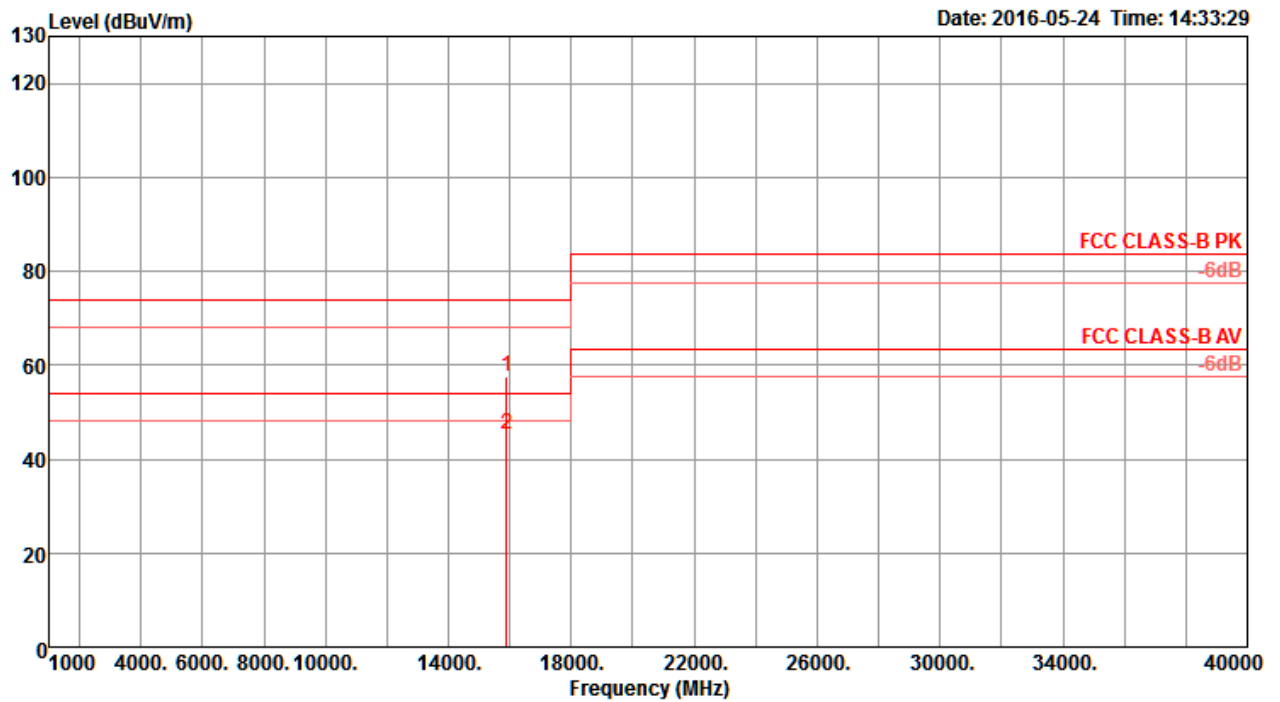
Temperature	22°C	Humidity	56%
Test Engineer	Peter Wu & Gary Chu	Configurations	IEEE 802.11ac MCS0/Nss3 VHT80 CH 58 / Chain 1 + Chain 2 + Chain 3 + Chain 4
Test Mode	Mode 1		

Horizontal



	Freq	Level	Limit	Over	Read	Cable	Antenna	Preamp	A/Pos	T/Pos	Remark	Pol/Phase
	MHz	dBuV/m	dBuV/m	dB	dBuV	dB	dB/m	dB	cm	deg		
1	15900.64	45.26	54.00	-8.74	30.21	11.32	38.67	34.94	142	233	Average	HORIZONTAL
2	15907.56	57.90	74.00	-16.10	42.85	11.32	38.67	34.94	142	233	Peak	HORIZONTAL

Vertical

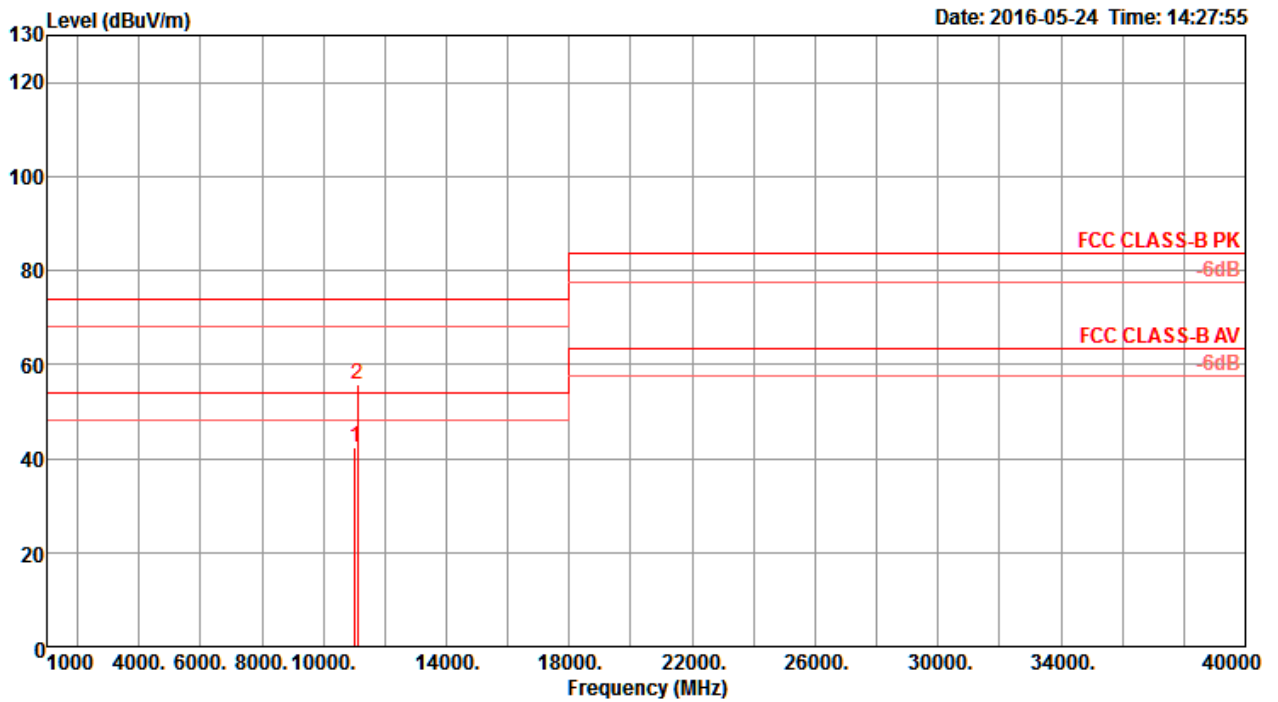


	Freq	Level	Limit	Over	Read	CableAntenna	Preamp	A/Pos	T/Pos	Remark	Pol/Phase	
	MHz	dBuV/m	dBuV/m	dB	dBuV	dB	dB/m	dB	cm	deg		
1	15896.79	57.65	74.00	-16.35	42.60	11.32	38.67	34.94	263	167	Peak	VERTICAL
2	15898.08	45.21	54.00	-8.79	30.16	11.32	38.67	34.94	263	167	Average	VERTICAL



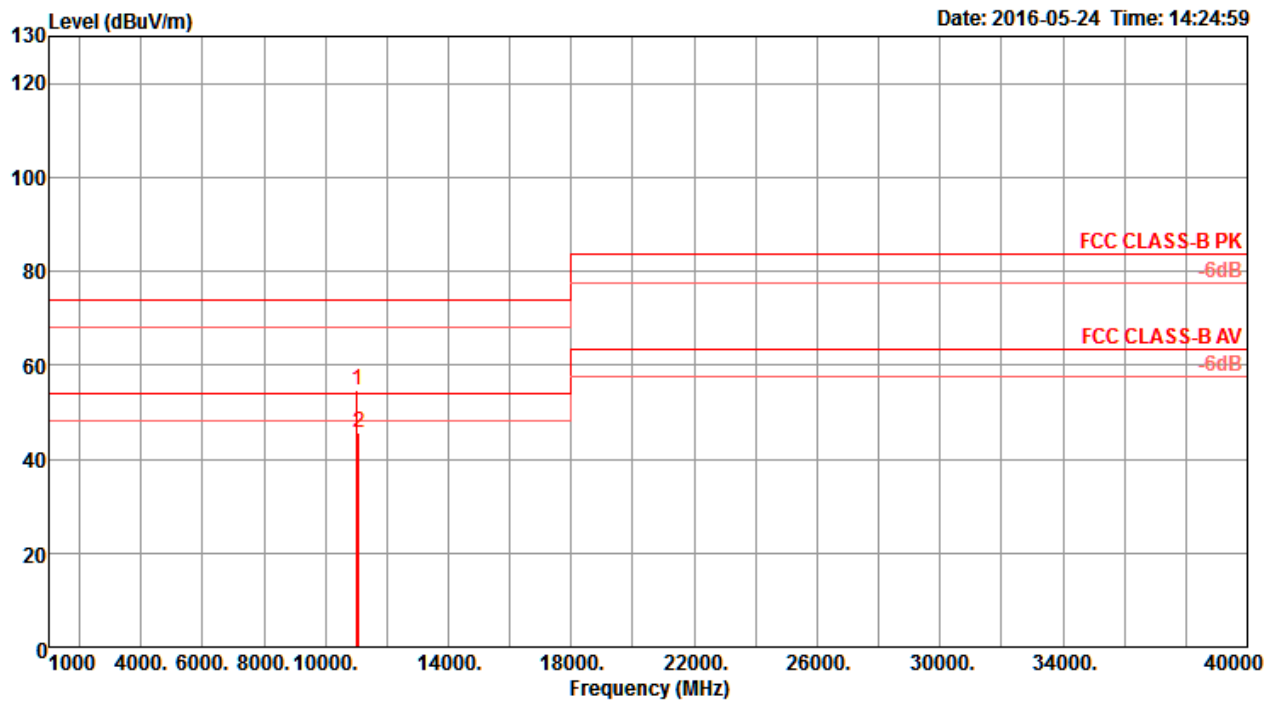
Temperature	22°C	Humidity	56%
Test Engineer	Peter Wu & Gary Chu	Configurations	IEEE 802.11ac MCS0/Nss3 VHT80 CH 106 / Chain 1 + Chain 2 + Chain 3 + Chain 4
Test Mode	Mode 1		

Horizontal



	Freq	Level	Limit	Over	Read	CableAntenna	Preamp	A/Pos	T/Pos	Remark	Pol/Phase	
	MHz	dBuV/m	dBuV/m	dB	dBuV	dB	dB/m	dB	cm	deg		
1	11025.00	42.28	54.00	-11.72	28.76	9.68	38.50	34.66	235	158	Average	HORIZONTAL
2	11099.62	55.75	74.00	-18.25	42.23	9.67	38.50	34.65	235	158	Peak	HORIZONTAL

Vertical

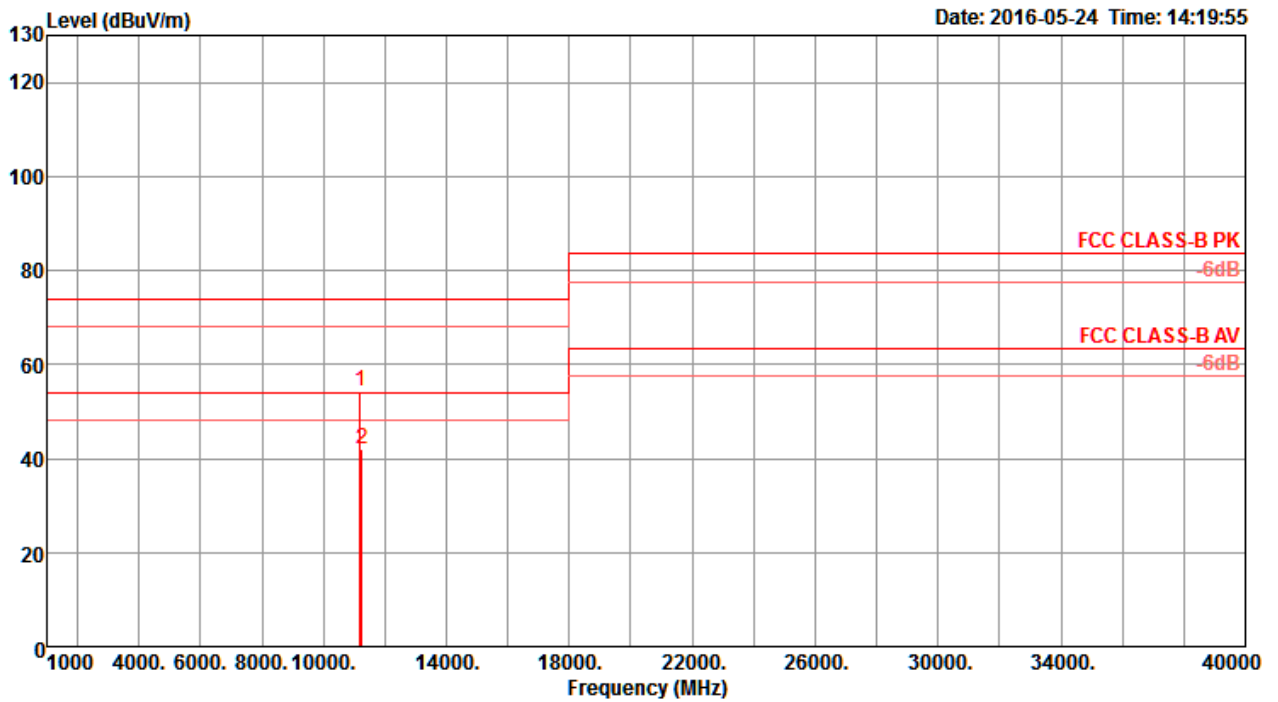


	Freq	Level	Limit	Over	Read	CableAntenna	Preamp	A/Pos	T/Pos	Remark	Pol/Phase	
	MHz	dBuV/m	dBuV/m	dB	dBuV	dB	dB/m	dB	cm	deg		
1	11026.79	54.69	74.00	-19.31	41.17	9.68	38.50	34.66	128	145	Peak	VERTICAL
2	11068.33	45.74	54.00	-8.26	32.22	9.67	38.50	34.65	128	145	Average	VERTICAL



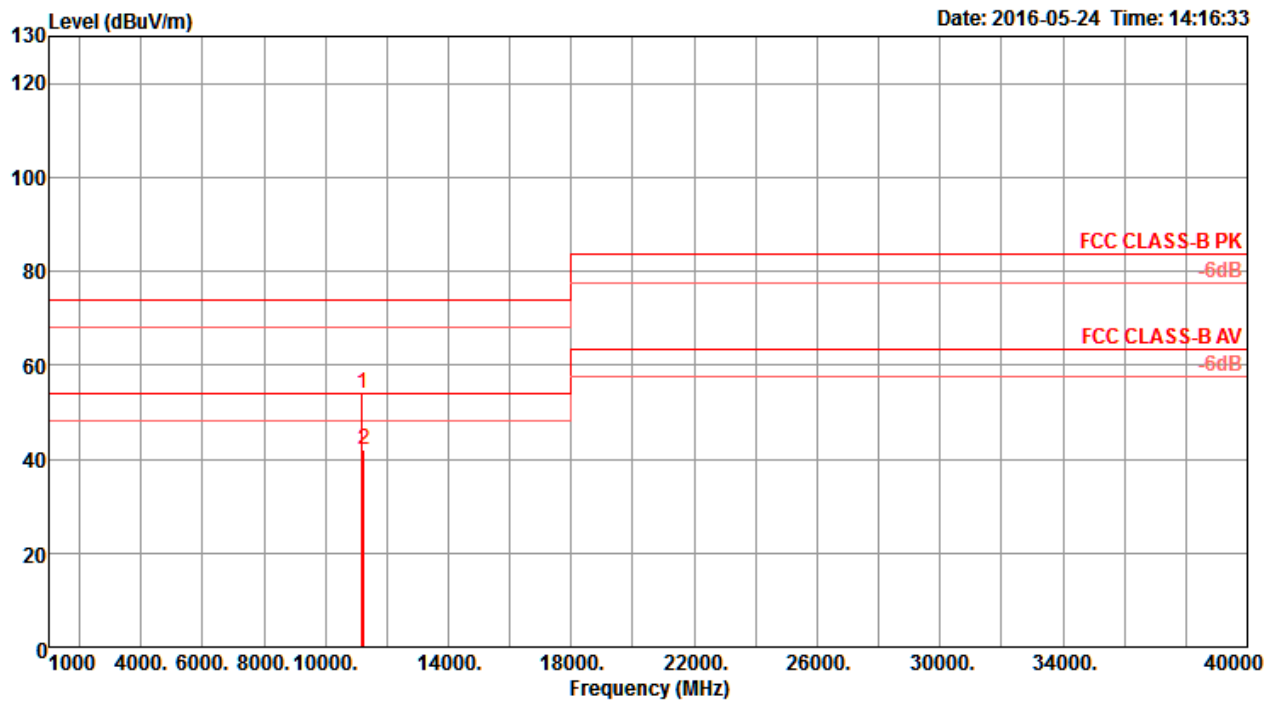
Temperature	22°C	Humidity	56%
Test Engineer	Peter Wu & Gary Chu	Configurations	IEEE 802.11ac MCS0/Nss3 VHT80 CH 122 / Chain 1 + Chain 2 + Chain 3 + Chain 4
Test Mode	Mode 1		

Horizontal



	Freq	Level	Limit	Over	Read	Cable	Antenna	Preamp	A/Pos	T/Pos	Remark	Pol/Phase
	MHz	dBuV/m	dBuV/m	dB	dBuV	dB	dB/m	dB	cm	deg		
1	11194.87	54.31	74.00	-19.69	40.79	9.66	38.50	34.64	256	25	Peak	HORIZONTAL
2	11249.36	41.95	54.00	-12.05	28.44	9.65	38.50	34.64	256	25	Average	HORIZONTAL

Vertical



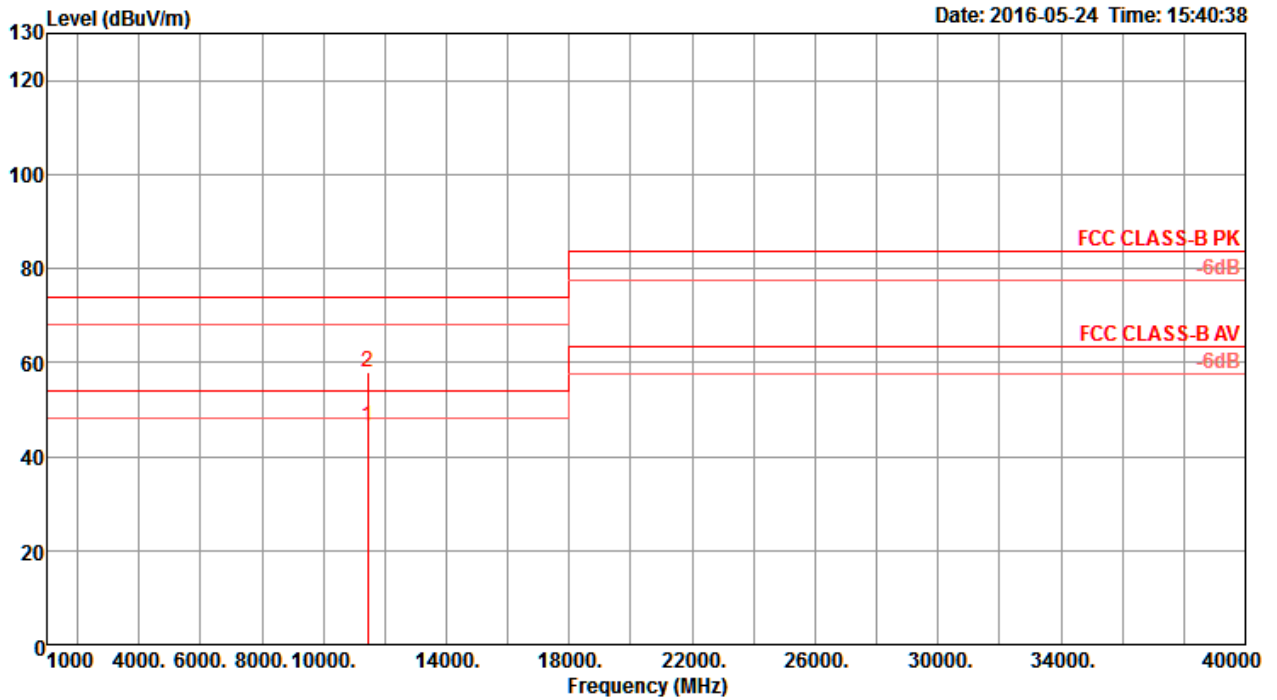
	Freq	Level	Limit	Over	Read	CableAntenna	Preamp	A/Pos	T/Pos	Remark	Pol/Phase	
	MHz	dBuV/m	dBuV/m	dB	dBuV	dB	dB/m	dB	cm	deg		
1	11200.64	54.04	74.00	-19.96	40.52	9.66	38.50	34.64	106	124	Peak	VERTICAL
2	11242.69	41.98	54.00	-12.02	28.47	9.65	38.50	34.64	106	124	Average	VERTICAL



Straddle Channel

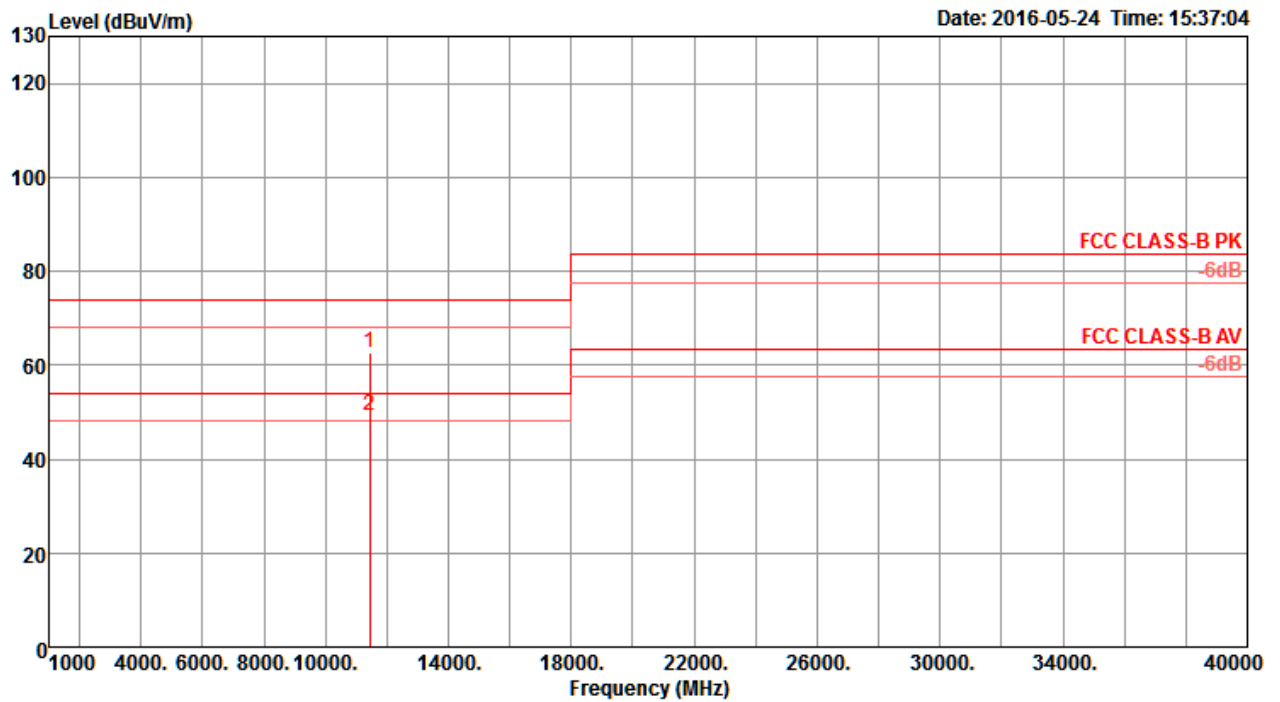
Temperature	22°C	Humidity	56%
Test Engineer	Peter Wu & Gary Chu	Configurations	IEEE 802.11ac MCS0/Nss3 VHT20 CH 144 / Chain 1 + Chain 2 + Chain 3 + Chain 4
Test Mode	Mode 1		

Horizontal



	Freq	Level	Limit	Over	Read	Cable	Antenna	Preamp	A/Pos	T/Pos	Remark	Pol/Phase
	MHz	dBuV/m	dBuV/m	dB	dBuV	dB	dB/m	dB	cm	deg		
1	11430.79	46.26	54.00	-7.74	32.76	9.63	38.50	34.63	207	79	Average	HORIZONTAL
2	11440.08	57.99	74.00	-16.01	44.48	9.63	38.50	34.62	207	79	Peak	HORIZONTAL

Vertical

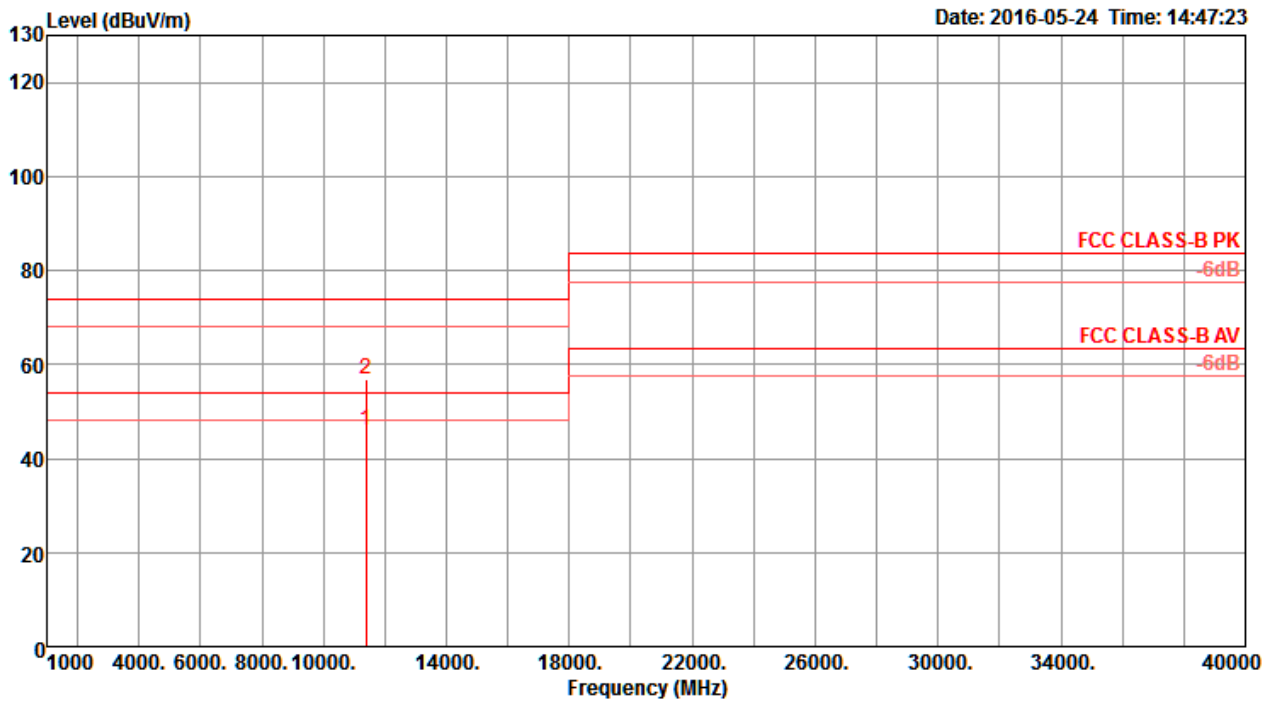


	Freq	Level	Limit	Over	Read	CableAntenna	Preamp	A/Pos	T/Pos	Remark	Pol/Phase	
	MHz	dBuV/m	dBuV/m	dB	dBuV	dB	dB/m	dB	cm	deg		
1	11433.35	62.47	74.00	-11.53	48.97	9.63	38.50	34.63	284	215	Peak	VERTICAL
2	11441.20	49.10	54.00	-4.90	35.59	9.63	38.50	34.62	284	215	Average	VERTICAL



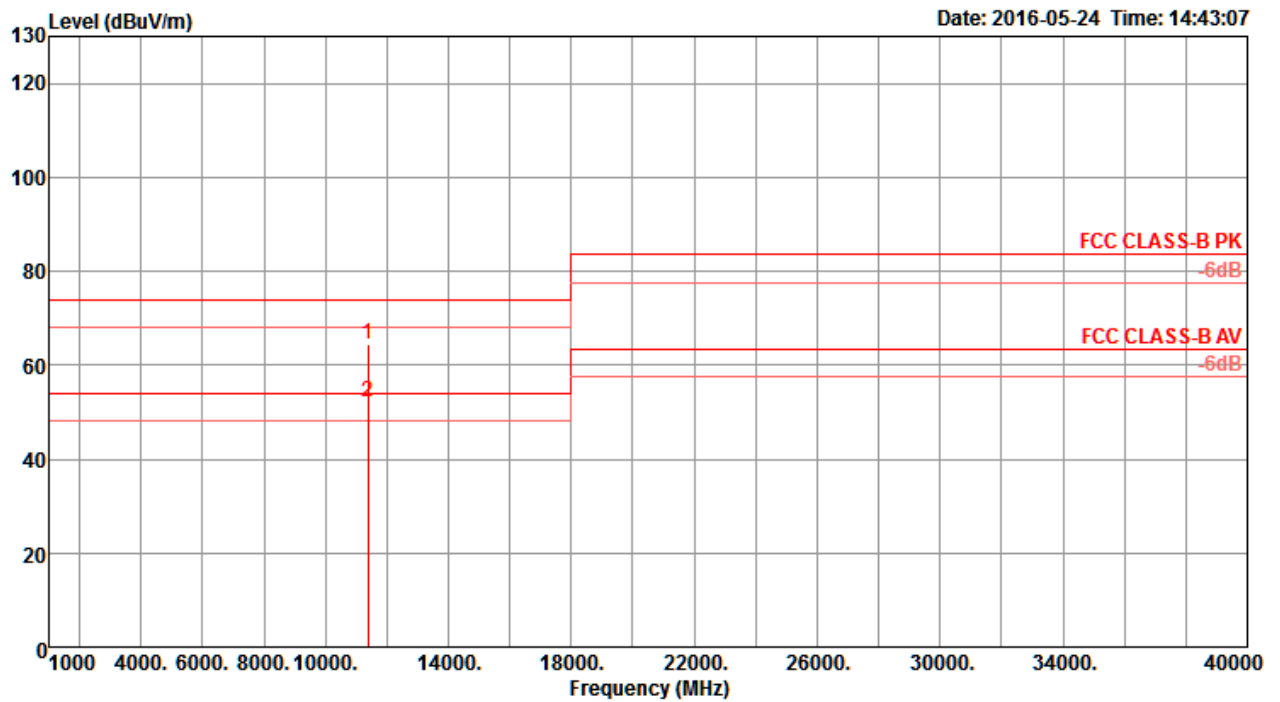
Temperature	22°C	Humidity	56%
Test Engineer	Peter Wu & Gary Chu	Configurations	IEEE 802.11ac MCS0/Nss3 VHT40 CH 142 / Chain 1 + Chain 2 + Chain 3 + Chain 4
Test Mode	Mode 1		

Horizontal



	Freq	Level	Limit	Over	Read	Cable	Antenna	Preamp	A/Pos	T/Pos	Remark	Pol/Phase
	MHz	dBuV/m	dBuV/m	dB	dBuV	dB	dB/m	dB	cm	deg		
1	11391.15	45.90	54.00	-8.10	32.40	9.63	38.50	34.63	315	82	Average	HORIZONTAL
2	11399.74	56.79	74.00	-17.21	43.29	9.63	38.50	34.63	315	82	Peak	HORIZONTAL

Vertical

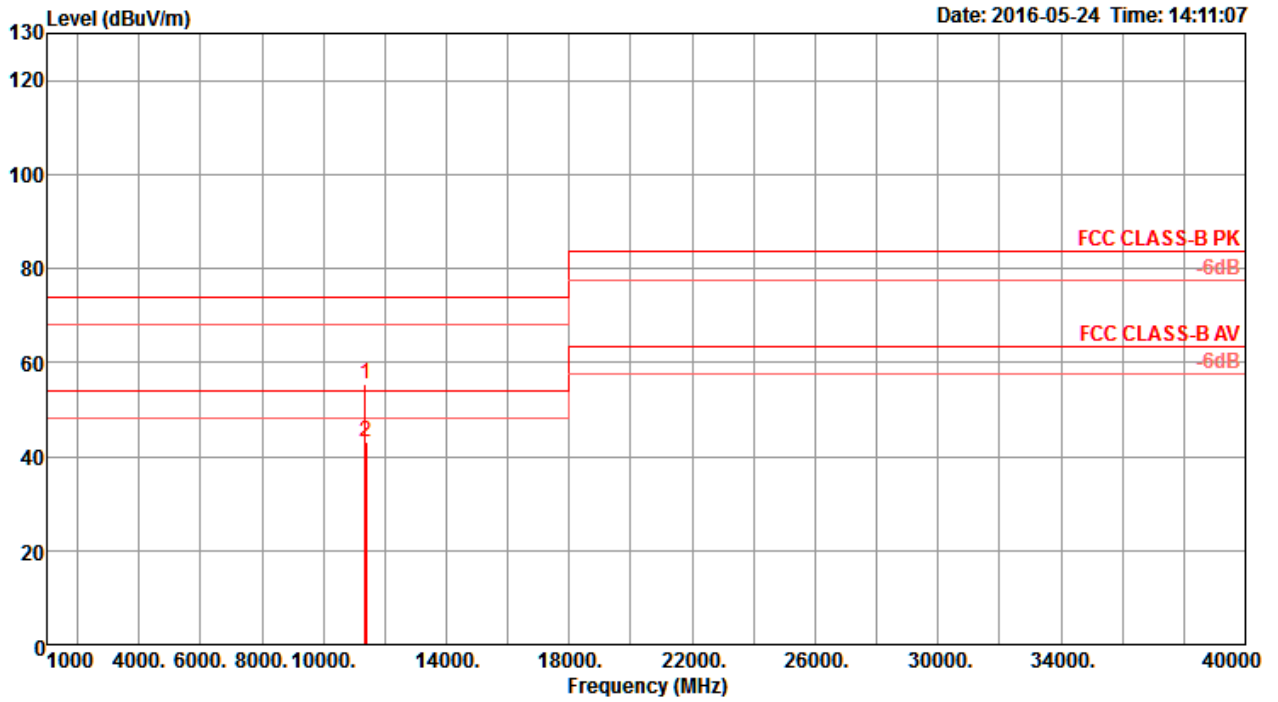


	Freq	Level	Limit	Over	Read	CableAntenna	Preamp	A/Pos	T/Pos	Remark	Pol/Phase	
	MHz	dBuV/m	dBuV/m	dB	dBuV	dB	dB/m	dB	cm	deg		
1	11398.08	64.39	74.00	-9.61	50.89	9.63	38.50	34.63	201	336	Peak	VERTICAL
2	11400.00	52.18	54.00	-1.82	38.68	9.63	38.50	34.63	201	336	Average	VERTICAL



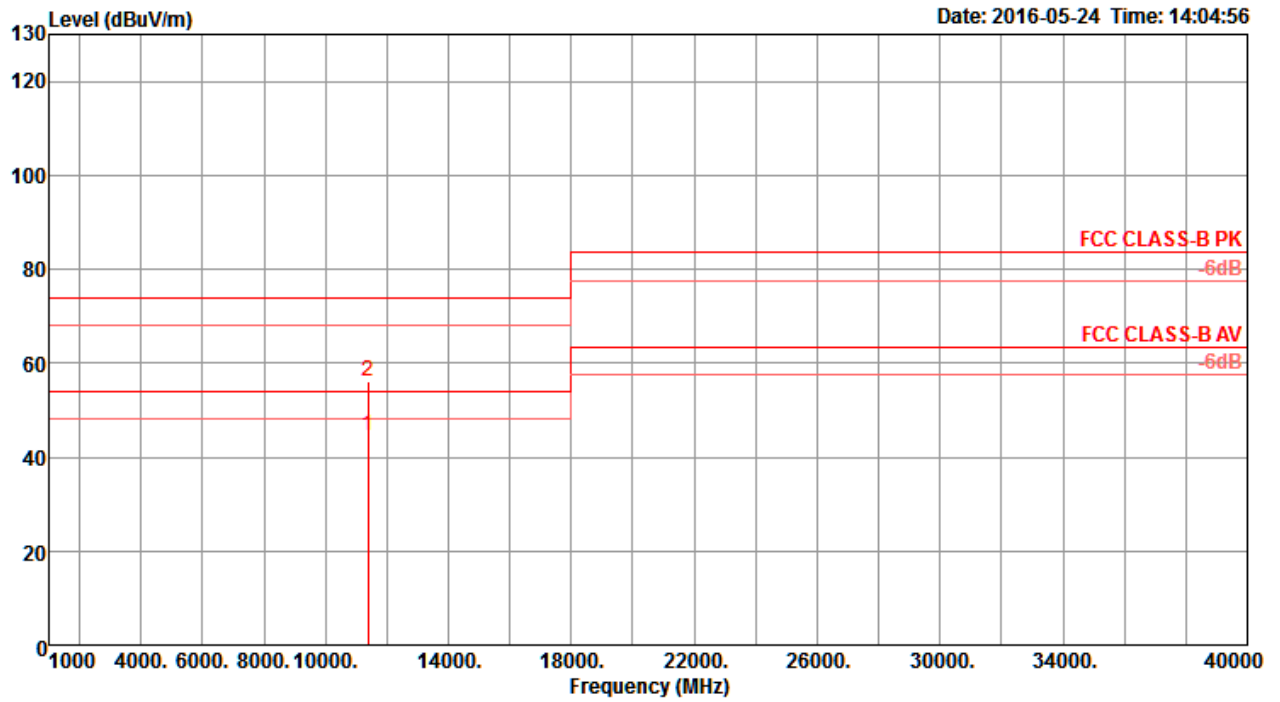
Temperature	22°C	Humidity	56%
Test Engineer	Peter Wu & Gary Chu	Configurations	IEEE 802.11ac MCS0/Nss3 VHT80 CH 138 / Chain 1 + Chain 2 + Chain 3 + Chain 4
Test Mode	Mode 1		

Horizontal



	Freq	Level	Limit	Over	Read	Cable	Antenna	Preamp	A/Pos	T/Pos	Remark	Pol/Phase
	MHz	dBuV/m	dBuV/m	dB	dBuV	dB	dB/m	dB	cm	deg		
1	11354.74	55.40	74.00	-18.60	41.90	9.63	38.50	34.63	135	263	Peak	HORIZONTAL
2	11374.74	42.94	54.00	-11.06	29.44	9.63	38.50	34.63	135	263	Average	HORIZONTAL

Vertical

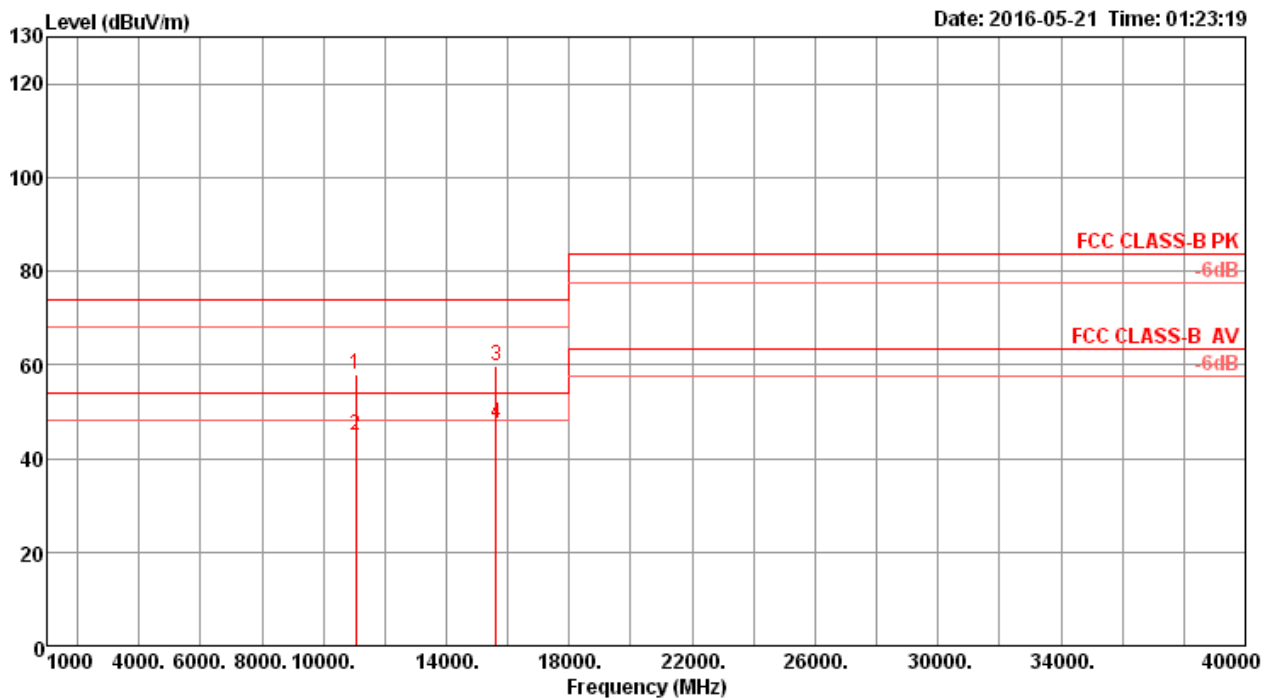


	Freq	Level	Limit	Over	Read	CableAntenna	Preamp	A/Pos	T/Pos	Remark	Pol/Phase	
	MHz	dBuV/m	dBuV/m	dB	dBuV	dB	dB/m	dB	cm	deg		
1	11373.33	44.42	54.00	-9.58	30.92	9.63	38.50	34.63	194	195	Average	VERTICAL
2	11388.46	56.16	74.00	-17.84	42.66	9.63	38.50	34.63	194	195	Peak	VERTICAL

802.11ac MCS0/Nss2 VHT80+80

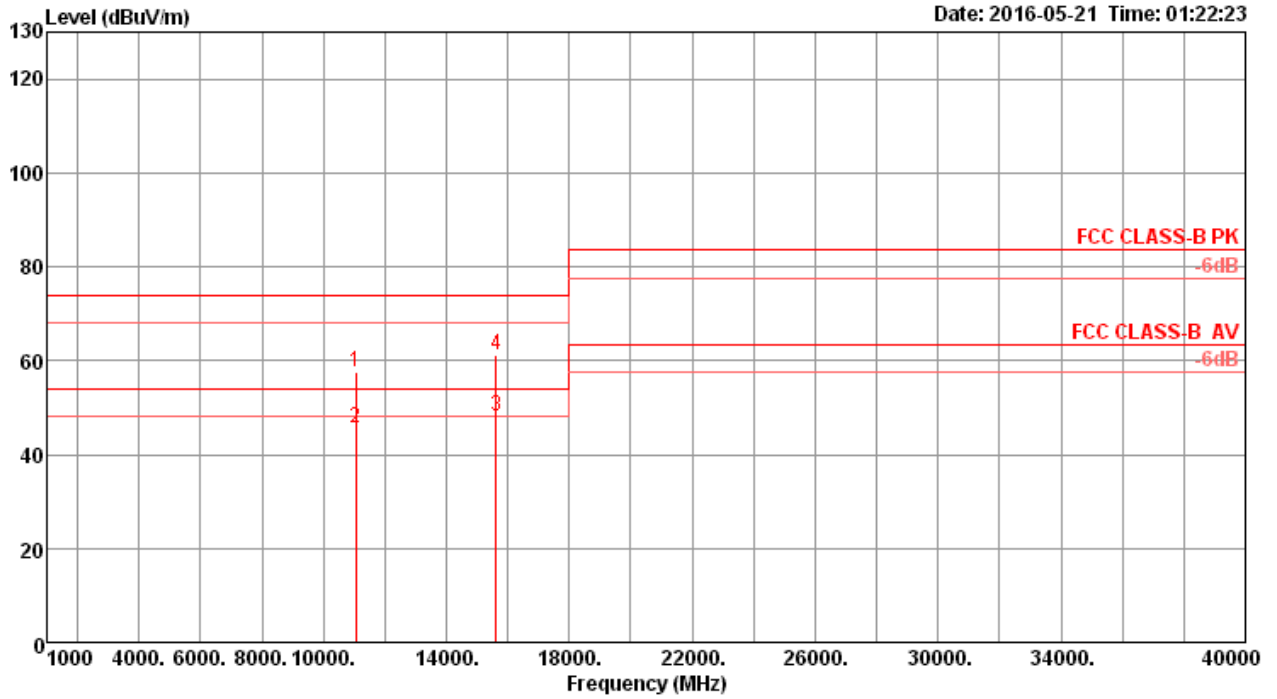
Temperature	22°C	Humidity	56%
Test Engineer	Peter Wu & Gary Chu	Configurations	IEEE 802.11ac MCS0/Nss2 VHT80+80 Type 1 / CH 42+106 / Chain 1 + Chain 2 + Chain 3 + Chain 4
Test Mode	Mode 1		

Horizontal



	Freq	Level	Limit Line	Over Limit	Read Level	CableAntenna Loss	Preamp Factor	A/Pos	T/Pos	Remark	PoI/Phase
	MHz	dBuV/m	dBuV/m	dB	dBuV	dB	dB/m	dB	cm	deg	
1	11059.56	57.90	74.00	-16.10	41.05	14.37	38.45	35.97	150	210 Peak	HORIZONTAL
2	11060.10	44.78	54.00	-9.22	27.84	14.40	38.51	35.97	150	210 Average	HORIZONTAL
3	15629.57	59.76	74.00	-14.24	39.04	18.60	37.98	35.86	150	199 Peak	HORIZONTAL
4	15629.71	47.40	54.00	-6.60	26.68	18.60	37.98	35.86	150	199 Average	HORIZONTAL

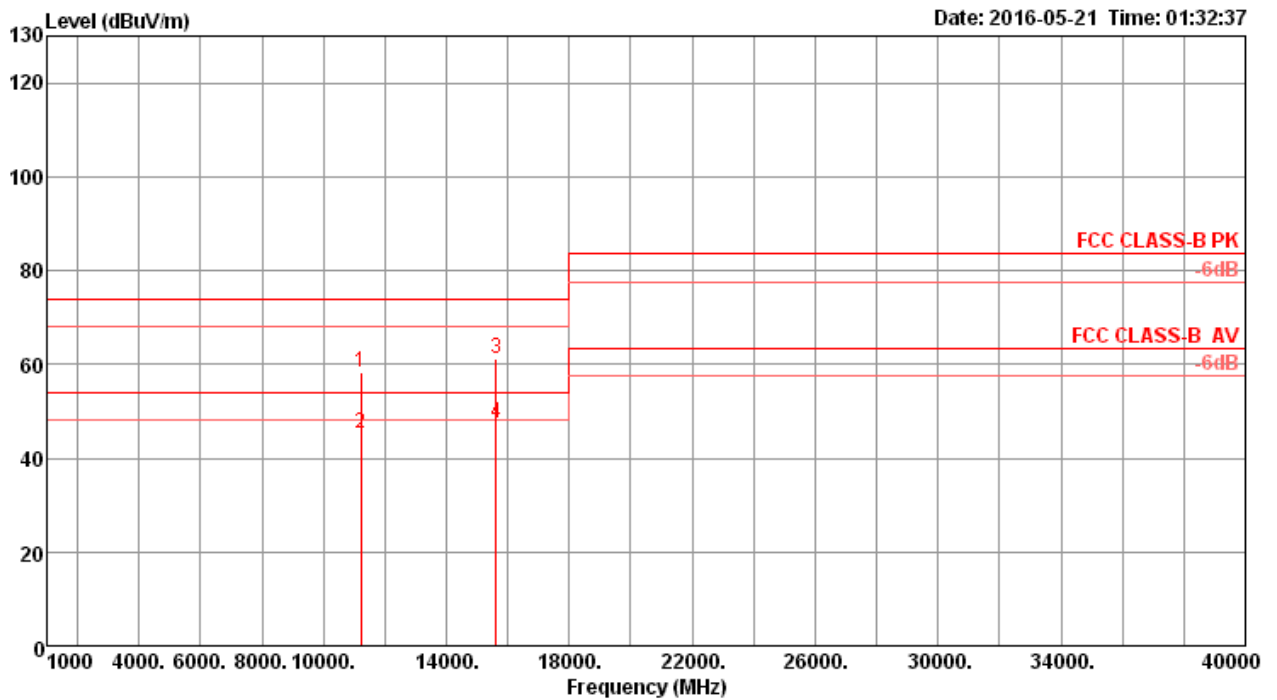
Vertical



	Freq	Level	Limit Line	Over Limit	Read Level	CableAntenna Loss	Preamp Factor	A/Pos	T/Pos	Remark	Pol/Phase
	MHz	dBuV/m	dBuV/m	dB	dBuV	dB	dB/m	dB	cm	deg	
1	11059.63	57.69	74.00	-16.31	40.84	14.37	38.45	35.97	150	106 Peak	VERTICAL
2	11060.15	45.46	54.00	-8.54	28.52	14.40	38.51	35.97	150	106 Average	VERTICAL
3	15629.77	48.24	54.00	-5.76	27.52	18.60	37.98	35.86	150	271 Average	VERTICAL
4	15630.30	61.27	74.00	-12.73	40.55	18.60	37.98	35.86	150	271 Peak	VERTICAL

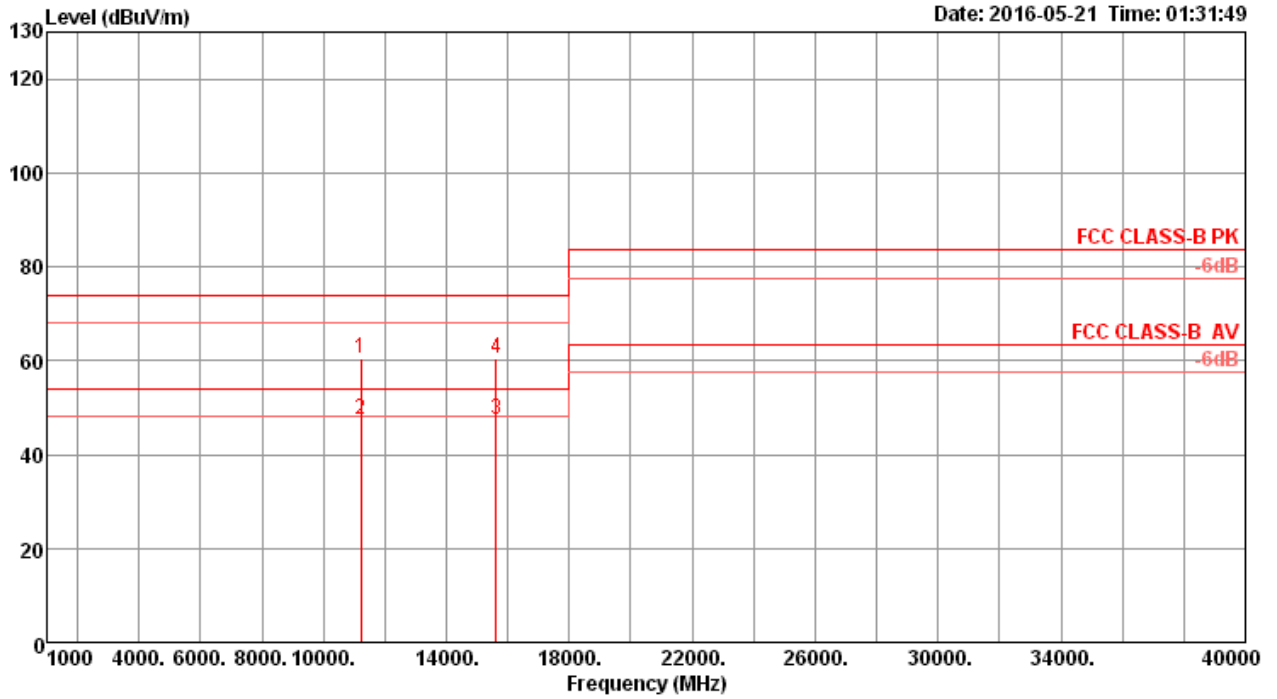
Temperature	22°C	Humidity	56%
Test Engineer	Peter Wu & Gary Chu	Configurations	IEEE 802.11ac MCS0/Nss2 VHT80+80 Type 2 / CH 42+122 / Chain 1 + Chain 2 + Chain 3 + Chain 4
Test Mode	Mode 1		

Horizontal



	Freq	Level	Limit	Over	Read	CableAntenna	Preamp	A/Pos	T/Pos	Remark	PoI/Phase	
	MHz	dBuV/m	dBuV/m	dB	dBuV	dB	dB/m	dB	cm	deg		
1	11220.27	58.41	74.00	-15.59	41.11	14.53	38.72	35.95	150	92	Peak	HORIZONTAL
2	11220.49	45.26	54.00	-8.74	27.96	14.53	38.72	35.95	150	92	Average	HORIZONTAL
3	15629.74	61.03	74.00	-12.97	40.31	18.60	37.98	35.86	150	172	Peak	HORIZONTAL
4	15630.36	47.29	54.00	-6.71	26.57	18.60	37.98	35.86	150	172	Average	HORIZONTAL

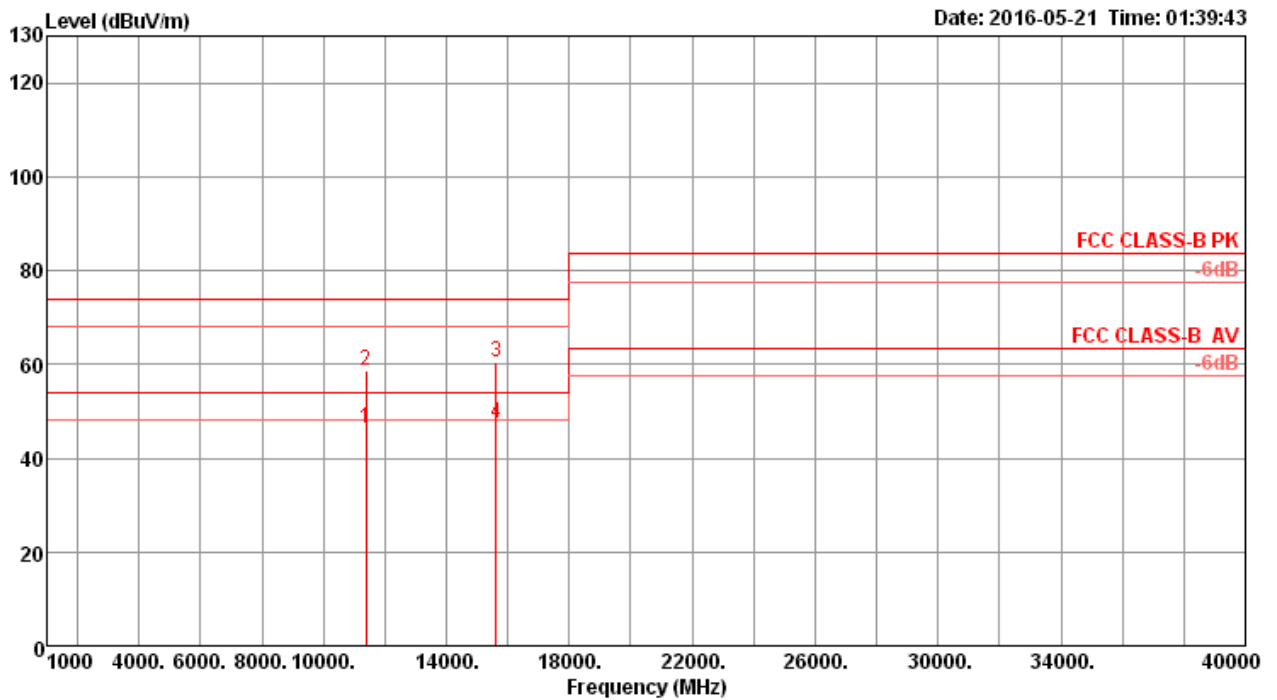
Vertical



	Freq	Level	Limit Line	Over Limit	Read Level	CableAntenna Loss	Preamp Factor	A/Pos	T/Pos	Remark	Pol/Phase	
	MHz	dBuV/m	dBuV/m	dB	dBuV	dB	dB/m	dB	cm	deg		
1	11207.80	60.61	74.00	-13.39	43.31	14.53	38.72	35.95	162	161	Peak	VERTICAL
2	11227.40	47.50	54.00	-6.50	30.12	14.56	38.77	35.95	162	161	Average	VERTICAL
3	15629.74	47.46	54.00	-6.54	26.74	18.60	37.98	35.86	150	299	Average	VERTICAL
4	15630.40	60.38	74.00	-13.62	39.66	18.60	37.98	35.86	150	299	Peak	VERTICAL

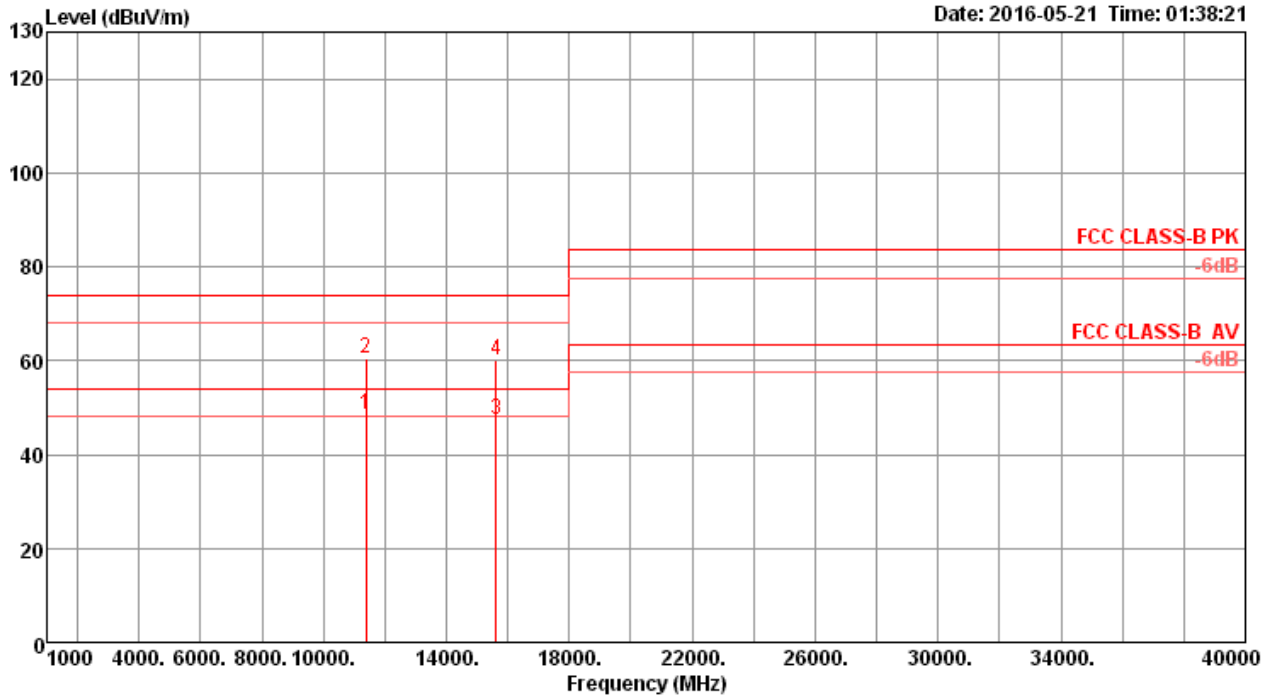
Temperature	22°C	Humidity	56%
Test Engineer	Peter Wu & Gary Chu	Configurations	IEEE 802.11ac MCS0/Nss2 VHT80+80 Type 3 / CH 42+138 / Chain 1 + Chain 2 + Chain 3 + Chain 4
Test Mode	Mode 1		

Horizontal



	Freq	Level	Limit Line	Over Limit	Read Level	CableAntenna Loss	Preamp Factor	A/Pos	T/Pos	Remark	PoI/Phase	
	MHz	dBuV/m	dBuV/m	dB	dBuV	dB	dB/m	dB	cm	deg		
1	11380.08	46.34	54.00	-7.66	28.60	14.69	38.99	35.94	150	242	Average	HORIZONTAL
2	11380.18	58.82	74.00	-15.18	41.08	14.69	38.99	35.94	150	242	Peak	HORIZONTAL
3	15629.64	60.56	74.00	-13.44	39.84	18.60	37.98	35.86	150	161	Peak	HORIZONTAL
4	15630.29	47.31	54.00	-6.69	26.59	18.60	37.98	35.86	150	161	Average	HORIZONTAL

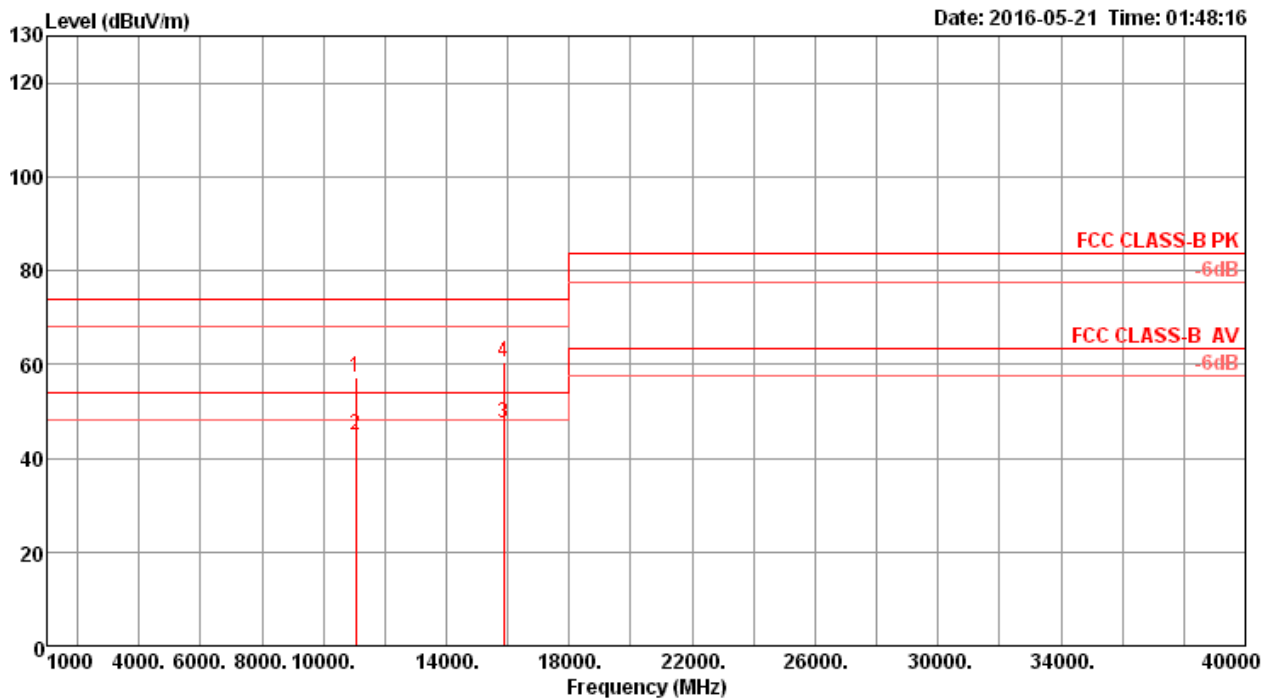
Vertical



	Freq	Level	Limit Line	Over Limit	Read Level	CableAntenna Loss	Preamp Factor	A/Pos	T/Pos	Remark	Pol/Phase
	MHz	dBuV/m	dBuV/m	dB	dBuV	dB	dB/m	dB	cm	deg	
1	11374.30	48.65	54.00	-5.35	30.91	14.69	38.99	35.94	165	22 Average	VERTICAL
2	11394.30	60.54	74.00	-13.46	42.72	14.72	39.04	35.94	165	22 Peak	VERTICAL
3	15629.83	47.32	54.00	-6.68	26.60	18.60	37.98	35.86	150	225 Average	VERTICAL
4	15630.31	60.29	74.00	-13.71	39.57	18.60	37.98	35.86	150	225 Peak	VERTICAL

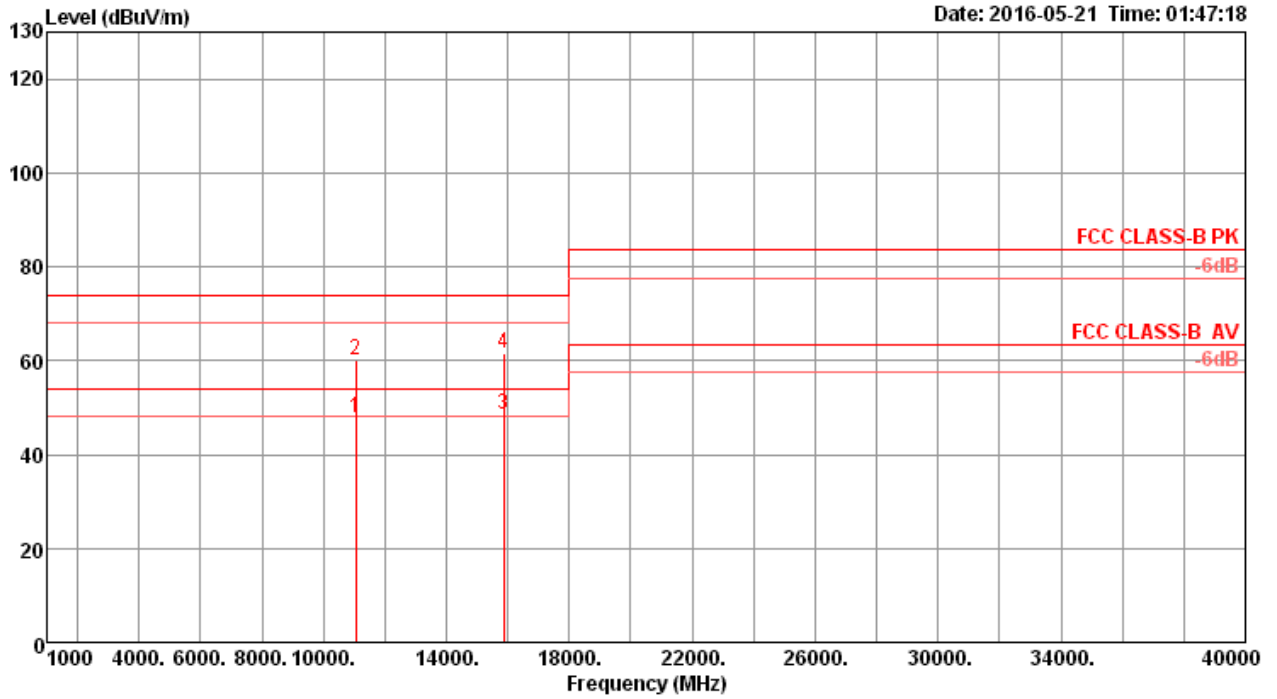
Temperature	22°C	Humidity	56%
Test Engineer	Peter Wu & Gary Chu	Configurations	IEEE 802.11ac MCS0/Nss2 VHT80+80 Type 4 / CH 58+106 / Chain 1 + Chain 2 + Chain 3 + Chain 4
Test Mode	Mode 1		

Horizontal



	Freq	Level	Limit Line	Over Limit	Read Level	CableAntenna Loss	Preamp Factor	A/Pos	T/Pos	Remark	PoI/Phase	
	MHz	dBuV/m	dBuV/m	dB	dBuV	dB	dB/m	dB	cm	deg		
1	11060.13	57.32	74.00	-16.68	40.38	14.40	38.51	35.97	150	213	Peak	HORIZONTAL
2	11060.32	44.96	54.00	-9.04	28.02	14.40	38.51	35.97	150	213	Average	HORIZONTAL
3	15870.21	47.43	54.00	-6.57	26.92	18.75	37.62	35.86	150	122	Average	HORIZONTAL
4	15870.41	60.56	74.00	-13.44	40.05	18.75	37.62	35.86	150	122	Peak	HORIZONTAL

Vertical

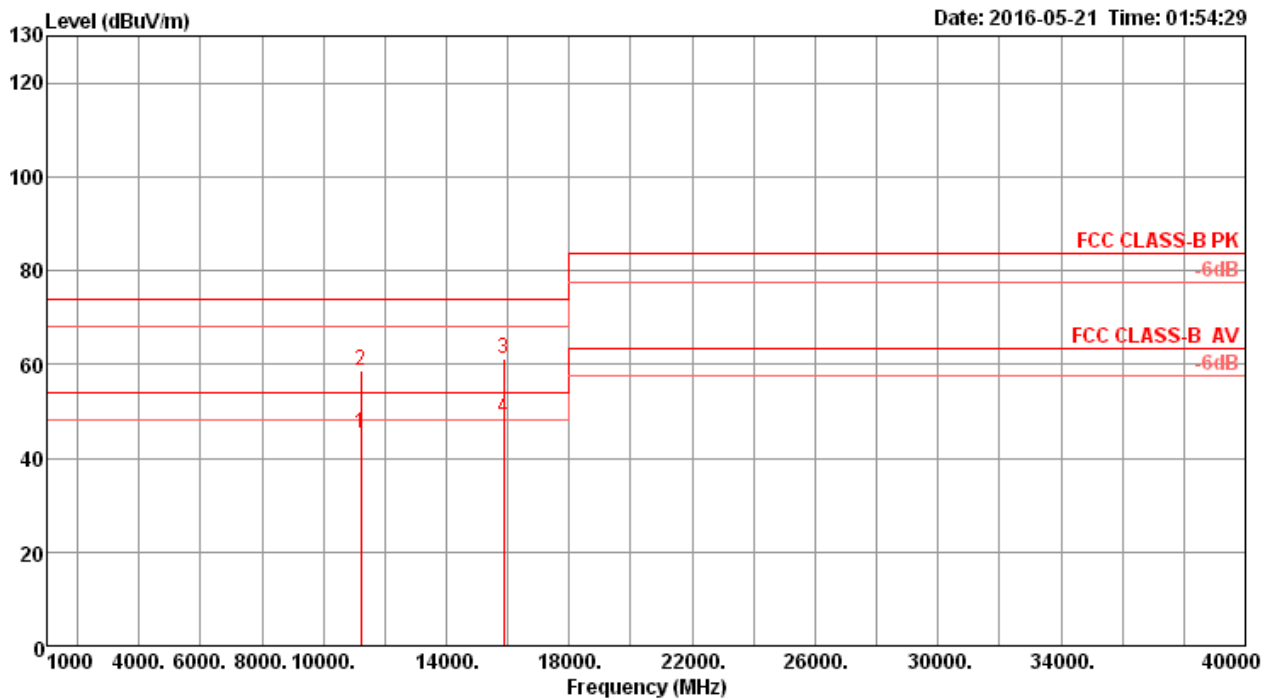


	Freq	Level	Limit Line	Over Limit	Read Level	CableAntenna Loss	Preamp Factor	A/Pos	T/Pos	Remark	Pol/Phase
	MHz	dBuV/m	dBuV/m	dB	dBuV	dB	dB/m	dB	cm	deg	
1	11060.00	47.62	54.00	-6.38	30.77	14.37	38.45	35.97	183	67 Average	VERTICAL
2	11060.00	60.06	74.00	-13.94	43.21	14.37	38.45	35.97	183	67 Peak	VERTICAL
3	15869.91	48.46	54.00	-5.54	27.95	18.75	37.62	35.86	150	236 Average	VERTICAL
4	15870.33	61.68	74.00	-12.32	41.17	18.75	37.62	35.86	150	236 Peak	VERTICAL



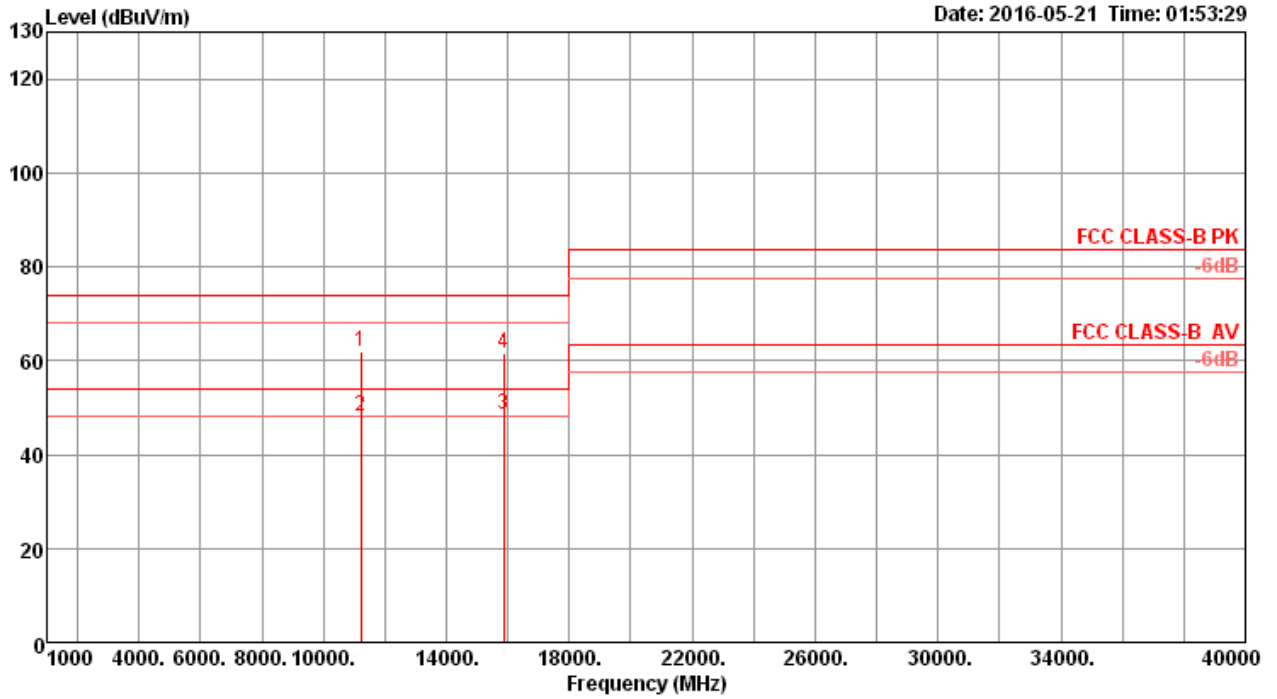
Temperature	22°C	Humidity	56%
Test Engineer	Peter Wu & Gary Chu	Configurations	IEEE 802.11ac MCS0/Nss2 VHT80+80 Type 5 / CH 58+122 / Chain 1 + Chain 2 + Chain 3 + Chain 4
Test Mode	Mode 1		

Horizontal



	Freq	Level	Limit Line	Over Limit	Read Level	CableAntenna Loss	Preamp Factor	A/Pos	T/Pos	Remark	PoI/Phase	
	MHz	dBuV/m	dBuV/m	dB	dBuV	dB	dB/m	dB	cm	deg		
1	11220.37	45.43	54.00	-8.57	28.13	14.53	38.72	35.95	150	178	Average	HORIZONTAL
2	11220.41	58.77	74.00	-15.23	41.47	14.53	38.72	35.95	150	178	Peak	HORIZONTAL
3	15869.95	61.31	74.00	-12.69	40.80	18.75	37.62	35.86	150	325	Peak	HORIZONTAL
4	15870.09	48.60	54.00	-5.40	28.09	18.75	37.62	35.86	150	325	Average	HORIZONTAL

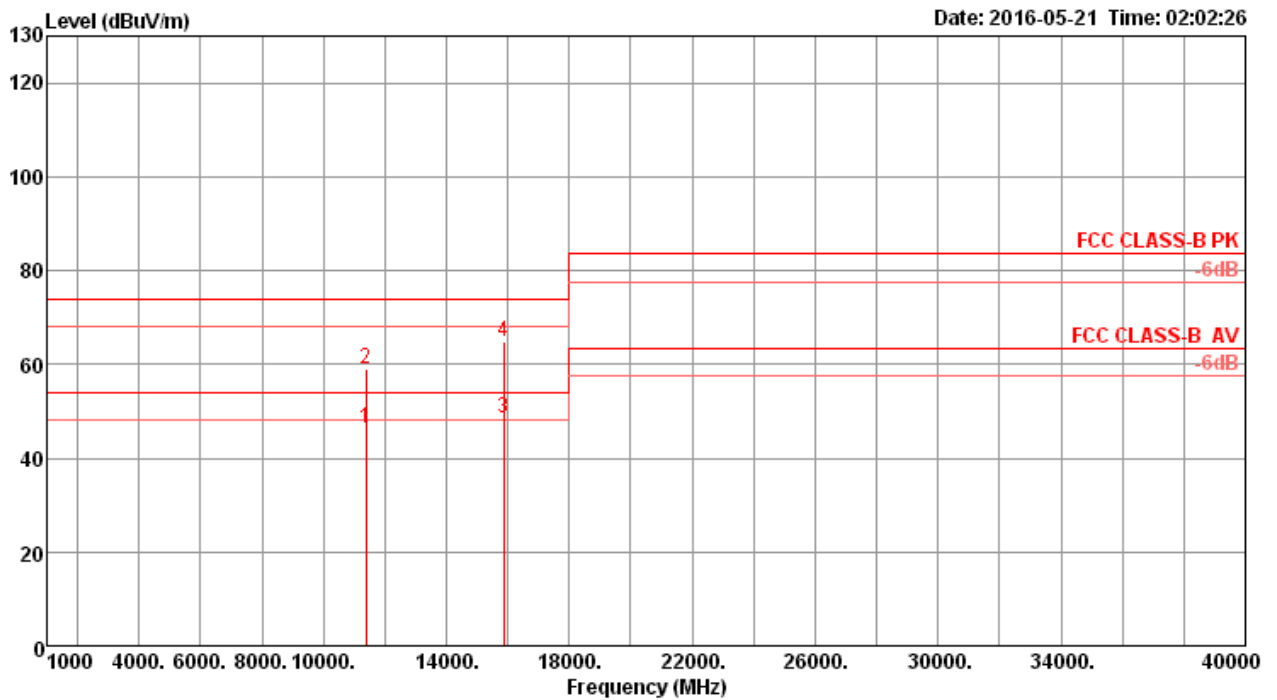
Vertical



	Freq	Level	Limit Line	Over Limit	Read Level	CableAntenna Loss	Preamp Factor	A/Pos	T/Pos	Remark	Pol/Phase
	MHz	dBuV/m	dBuV/m	dB	dBuV	dB	dB/m	dB	cm	deg	
1	11206.90	62.04	74.00	-11.96	44.74	14.53	38.72	35.95	178	159 Peak	VERTICAL
2	11227.00	48.04	54.00	-5.96	30.66	14.56	38.77	35.95	178	159 Average	VERTICAL
3	15869.80	48.42	54.00	-5.58	27.91	18.75	37.62	35.86	150	207 Average	VERTICAL
4	15870.34	61.52	74.00	-12.48	41.01	18.75	37.62	35.86	150	207 Peak	VERTICAL

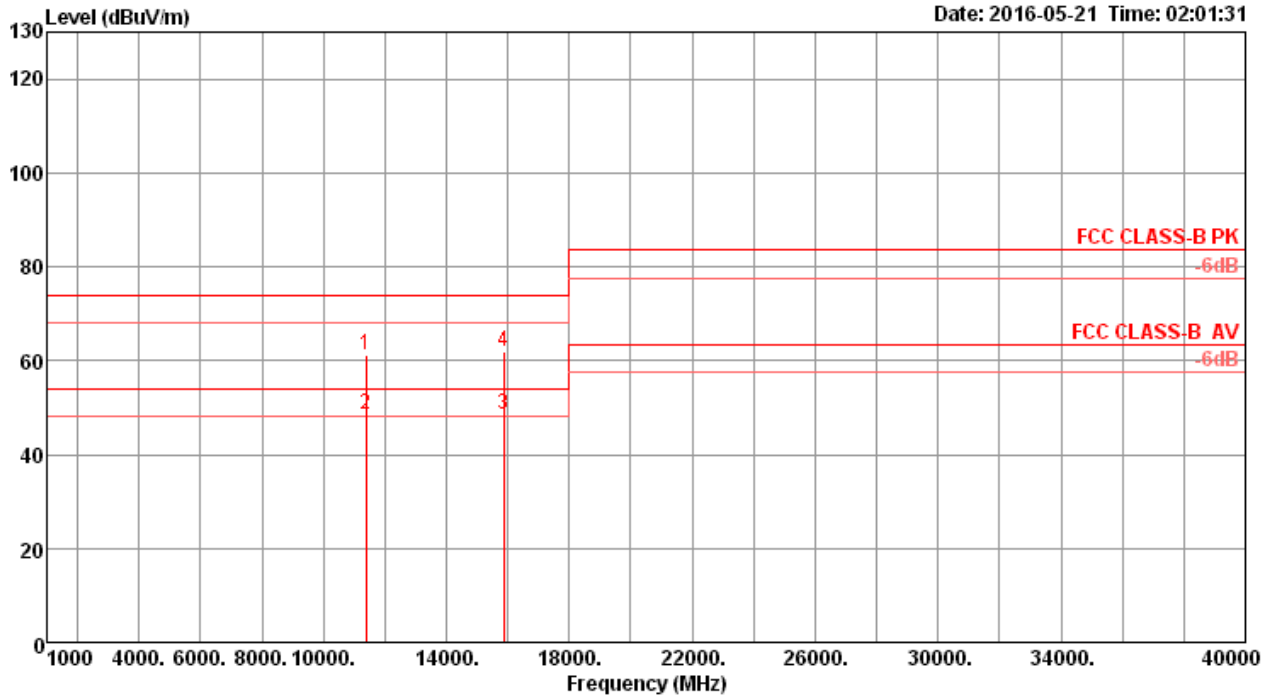
Temperature	22°C	Humidity	56%
Test Engineer	Peter Wu & Gary Chu	Configurations	IEEE 802.11ac MCS0/Nss2 VHT80+80 Type 6 / CH 58+138 / Chain 1 + Chain 2 + Chain 3 + Chain 4
Test Mode	Mode 1		

Horizontal



	Freq	Level	Limit Line	Over Limit	Read Level	CableAntenna Loss	Preamp Factor	A/Pos	T/Pos	Remark	PoI/Phase	
	MHz	dBuV/m	dBuV/m	dB	dBuV	dB	dB/m	dB	cm	deg		
1	11379.76	46.25	54.00	-7.75	28.51	14.69	38.99	35.94	150	158	Average	HORIZONTAL
2	11380.40	59.10	74.00	-14.90	41.36	14.69	38.99	35.94	150	158	Peak	HORIZONTAL
3	15869.83	48.35	54.00	-5.65	27.84	18.75	37.62	35.86	150	235	Average	HORIZONTAL
4	15870.30	64.97	74.00	-9.03	44.46	18.75	37.62	35.86	150	235	Peak	HORIZONTAL

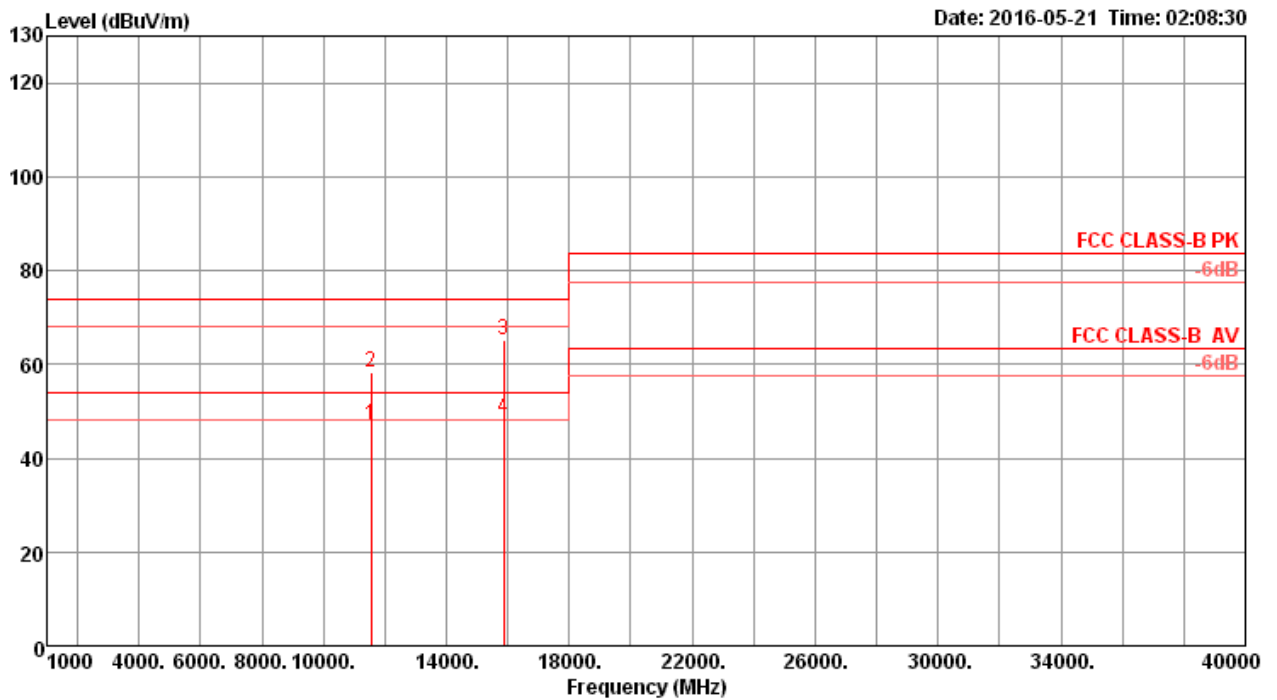
Vertical



	Freq	Level	Limit Line	Over Limit	Read Level	CableAntenna Loss	Preamp Factor	A/Pos	T/Pos	Remark	Pol/Phase	
	MHz	dBuV/m	dBuV/m	dB	dBuV	dB	dB/m	dB	cm	deg		
1	11374.30	61.29	74.00	-12.71	43.55	14.69	38.99	35.94	179	24	Peak	VERTICAL
2	11374.70	48.40	54.00	-5.60	30.66	14.69	38.99	35.94	179	24	Average	VERTICAL
3	15869.50	48.42	54.00	-5.58	27.91	18.75	37.62	35.86	150	123	Average	VERTICAL
4	15869.57	62.04	74.00	-11.96	41.53	18.75	37.62	35.86	150	123	Peak	VERTICAL

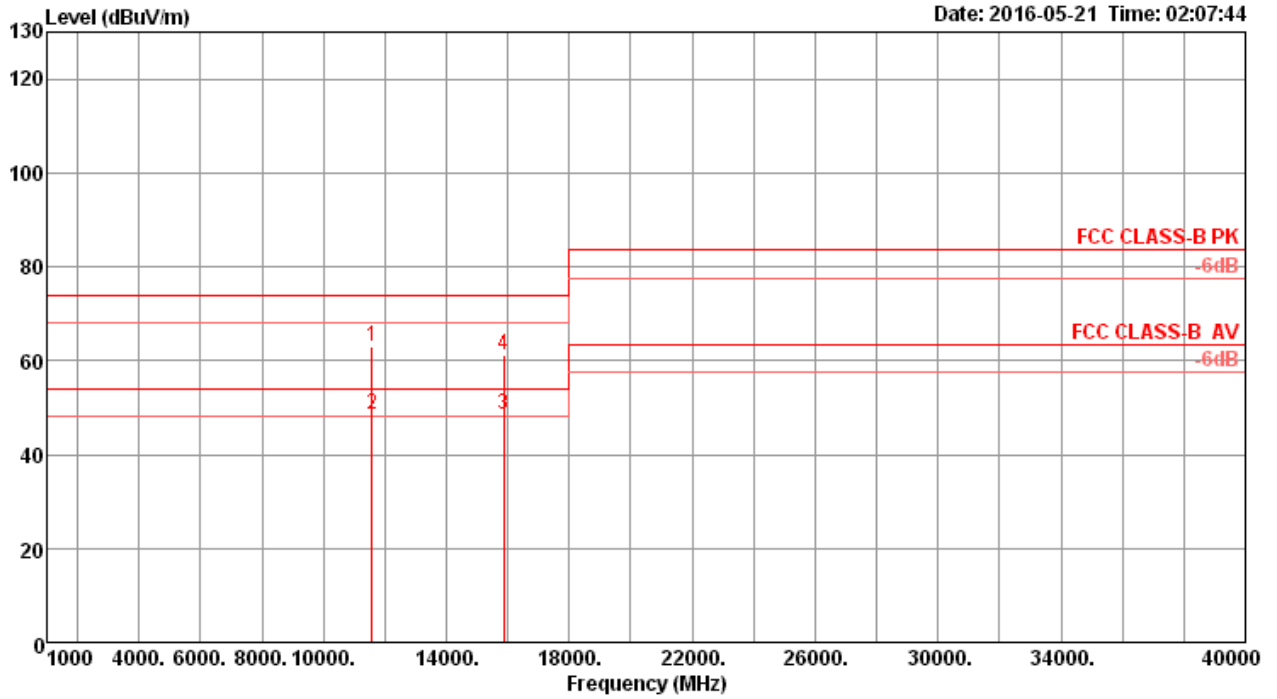
Temperature	22°C	Humidity	56%
Test Engineer	Peter Wu & Gary Chu	Configurations	IEEE 802.11ac MCS0/Nss2 VHT80+80 Type 7 / CH 58+155 / Chain 1 + Chain 2 + Chain 3 + Chain 4
Test Mode	Mode 1		

Horizontal



	Freq	Level	Limit Line	Over Limit	Read Level	CableAntenna Loss	Preamp Factor	A/Pos	T/Pos	Remark	PoI/Phase	
	MHz	dBuV/m	dBuV/m	dB	dBuV	dB	dB/m	dB	cm	deg		
1	11549.82	46.93	54.00	-7.07	28.80	14.85	39.20	35.92	150	136	Average	HORIZONTAL
2	11549.97	58.36	74.00	-15.64	40.23	14.85	39.20	35.92	150	136	Peak	HORIZONTAL
3	15869.60	65.04	74.00	-8.96	44.53	18.75	37.62	35.86	150	235	Peak	HORIZONTAL
4	15870.20	48.36	54.00	-5.64	27.85	18.75	37.62	35.86	150	235	Average	HORIZONTAL

Vertical

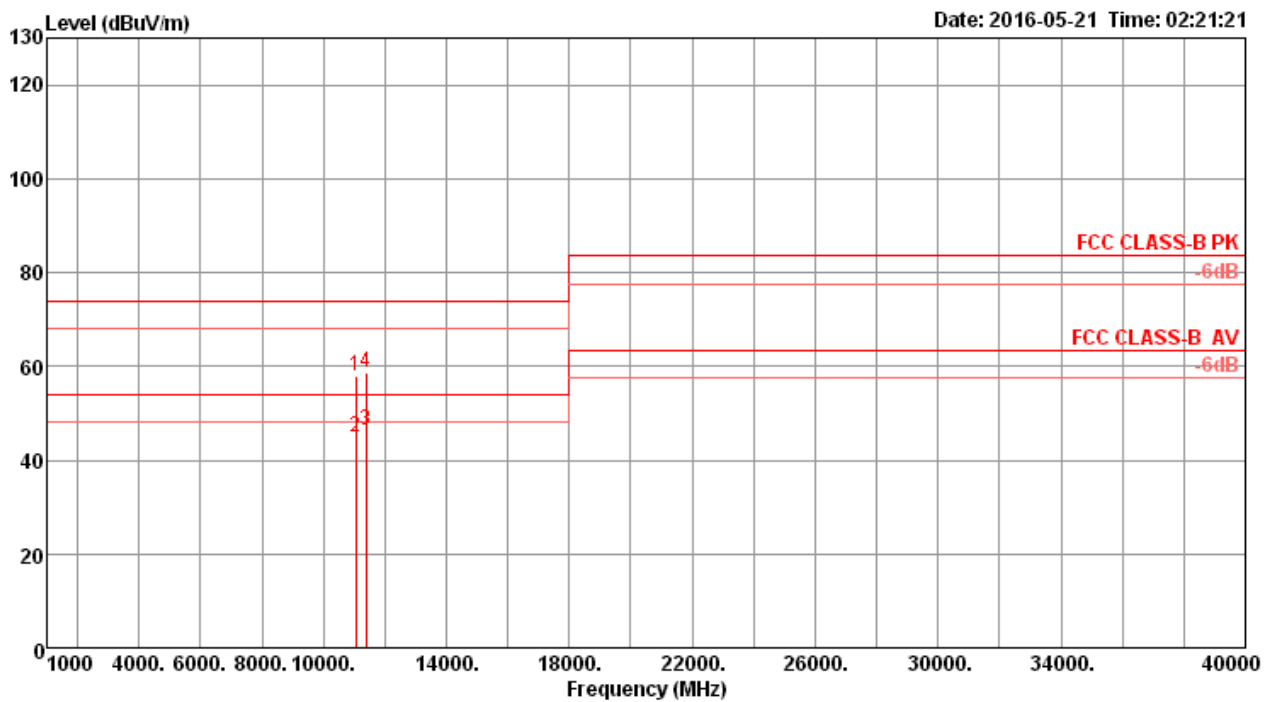


	Freq	Level	Limit	Over	Read	CableAntenna	Preamp	A/Pos	T/Pos	Remark	Pol/Phase
	MHz	dBuV/m	dBuV/m	dB	dBuV	dB	dB/m	dB	cm	deg	
1	11566.40	63.09	74.00	-10.91	44.92	14.89	39.20	35.92	182	221 Peak	VERTICAL
2	11566.60	48.45	54.00	-5.55	30.28	14.89	39.20	35.92	182	221 Average	VERTICAL
3	15869.50	48.40	54.00	-5.60	27.89	18.75	37.62	35.86	150	311 Average	VERTICAL
4	15870.37	61.04	74.00	-12.96	40.53	18.75	37.62	35.86	150	311 Peak	VERTICAL



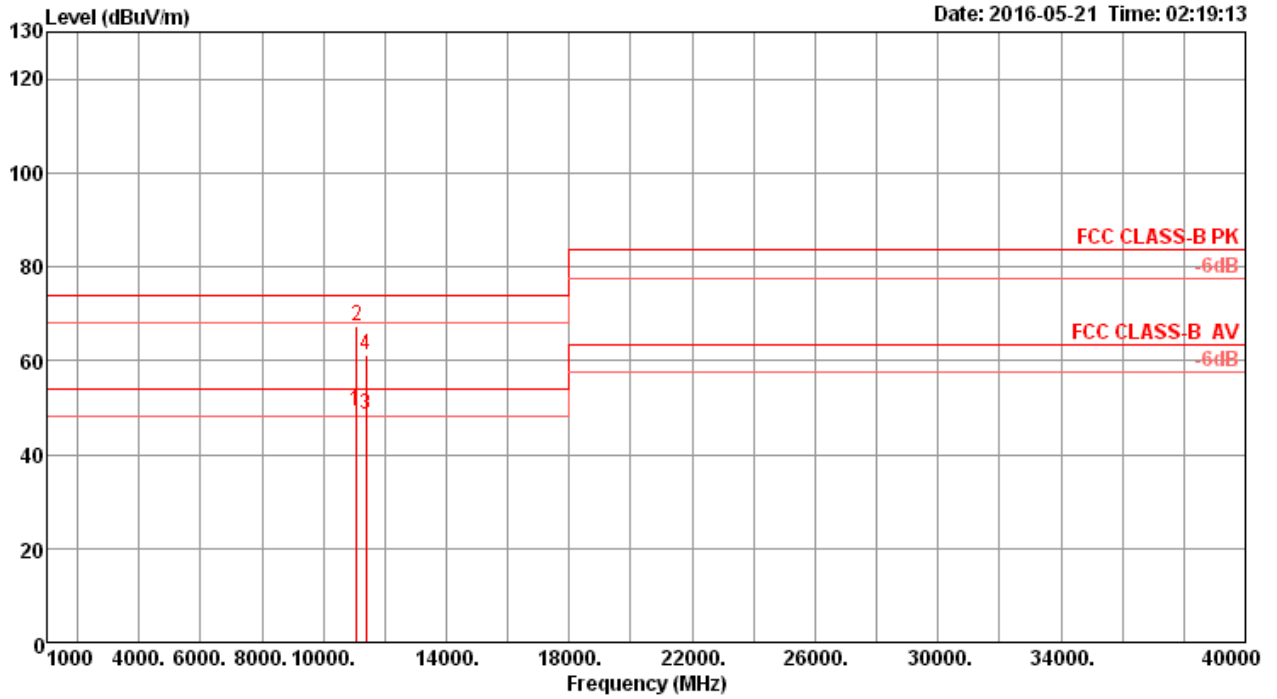
Temperature	22°C	Humidity	56%
Test Engineer	Peter Wu & Gary Chu	Configurations	IEEE 802.11ac MCS0/Nss2 VHT80+80 Type 8 / CH 106+138 / Chain 1 + Chain 2 + Chain 3 + Chain 4
Test Mode	Mode 1		

Horizontal



	Freq	Level	Limit Line	Over Limit	Read Level	CableAntenna Loss	Preamp Factor	A/Pos	T/Pos	Remark	PoI/Phase	
	MHz	dBuV/m	dBuV/m	dB	dBuV	dB	dB/m	dB	cm	deg		
1	11060.15	58.06	74.00	-15.94	41.12	14.40	38.51	35.97	152	258	Peak	HORIZONTAL
2	11060.33	44.95	54.00	-9.05	28.01	14.40	38.51	35.97	152	258	Average	HORIZONTAL
3	11379.82	46.28	54.00	-7.72	28.54	14.69	38.99	35.94	150	174	Average	HORIZONTAL
4	11380.07	58.64	74.00	-15.36	40.90	14.69	38.99	35.94	150	174	Peak	HORIZONTAL

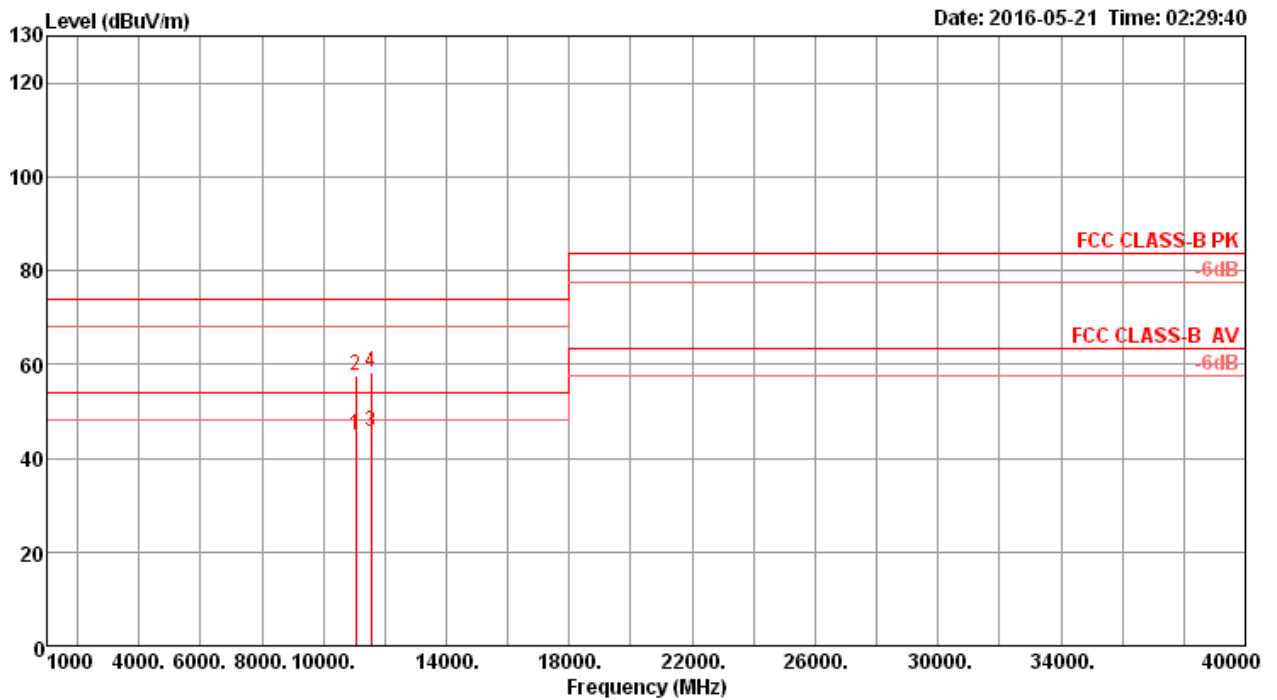
Vertical



	Freq	Level	Limit	Over	Read	CableAntenna	Preamp	A/Pos	T/Pos	Remark	Pol/Phase	
	MHz	dBuV/m	dBuV/m	dB	dBuV	dB	dB/m	dB	cm	deg		
1	11060.20	49.29	54.00	-4.71	32.35	14.40	38.51	35.97	220	52	Average	VERTICAL
2	11080.00	67.26	74.00	-6.74	50.31	14.40	38.51	35.96	220	52	Peak	VERTICAL
3	11380.00	48.61	54.00	-5.39	30.87	14.69	38.99	35.94	197	145	Average	VERTICAL
4	11381.10	61.24	74.00	-12.76	43.50	14.69	38.99	35.94	197	145	Peak	VERTICAL

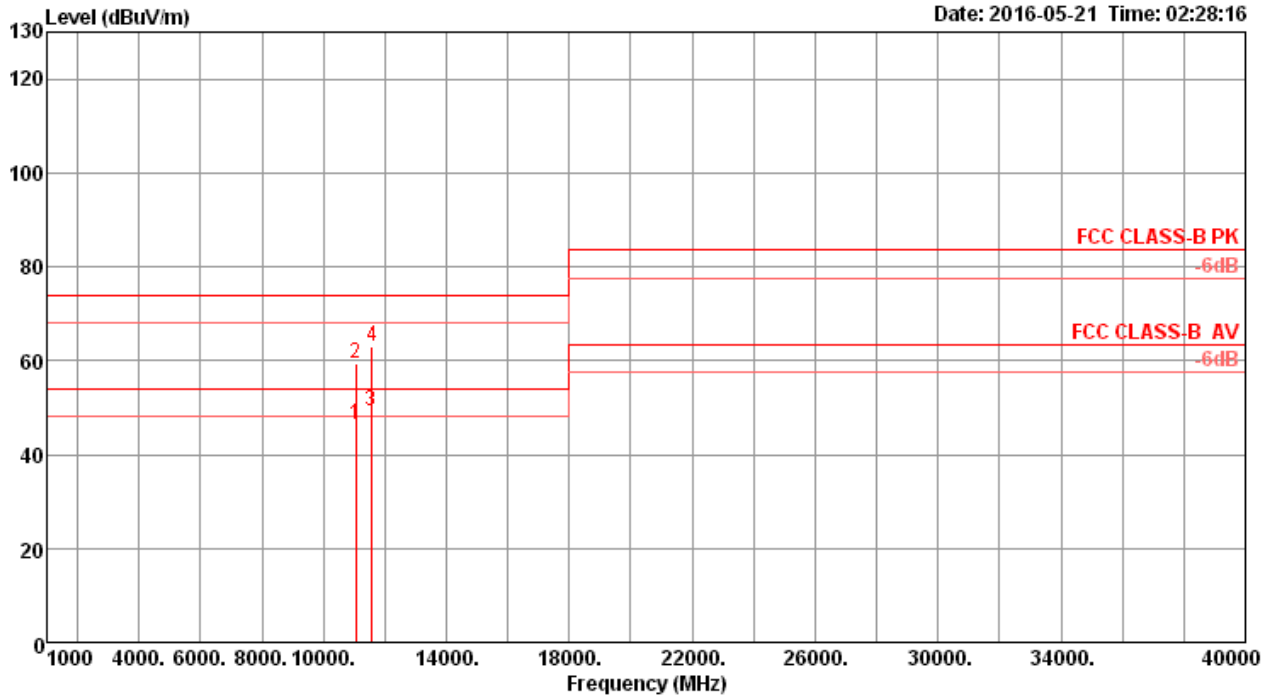
Temperature	22°C	Humidity	56%
Test Engineer	Peter Wu & Gary Chu	Configurations	IEEE 802.11ac MCS0/Nss2 VHT80+80 Type 9 / CH 106+155 / Chain 1 + Chain 2 + Chain 3 + Chain 4
Test Mode	Mode 1		

Horizontal



	Freq	Level	Limit Line	Over Limit	Read Level	CableAntenna Loss	Preamp Factor	A/Pos	T/Pos	Remark	PoI/Phase
	MHz	dBuV/m	dBuV/m	dB	dBuV	dB	dB/m	dB	cm	deg	
1	11059.53	44.78	54.00	-9.22	27.93	14.37	38.45	35.97	150	208 Average	HORIZONTAL
2	11060.01	57.40	74.00	-16.60	40.55	14.37	38.45	35.97	150	208 Peak	HORIZONTAL
3	11550.01	45.66	54.00	-8.34	27.53	14.85	39.20	35.92	150	119 Average	HORIZONTAL
4	11550.21	58.26	74.00	-15.74	40.09	14.89	39.20	35.92	150	119 Peak	HORIZONTAL

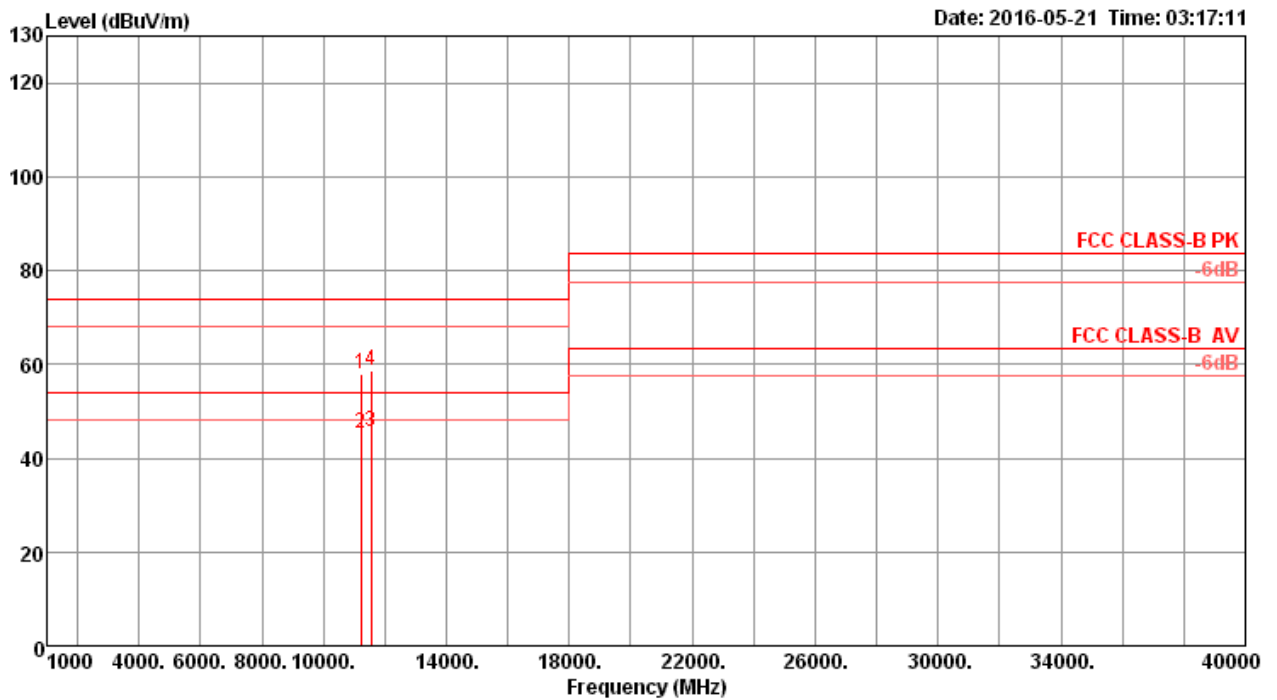
Vertical



	Freq	Level	Limit Line	Over Limit	Read Level	CableAntenna Loss	Preamp Factor	A/Pos	T/Pos	Remark	Pol/Phase
	MHz	dBuV/m	dBuV/m	dB	dBuV	dB	dB/m	dB	cm	deg	
1	11060.00	46.42	54.00	-7.58	29.57	14.37	38.45	35.97	199	58 Average	VERTICAL
2	11060.02	59.53	74.00	-14.47	42.68	14.37	38.45	35.97	199	58 Peak	VERTICAL
3	11565.20	49.37	54.00	-4.63	31.20	14.89	39.20	35.92	197	219 Average	VERTICAL
4	11570.00	62.97	74.00	-11.03	44.80	14.89	39.20	35.92	197	219 Peak	VERTICAL

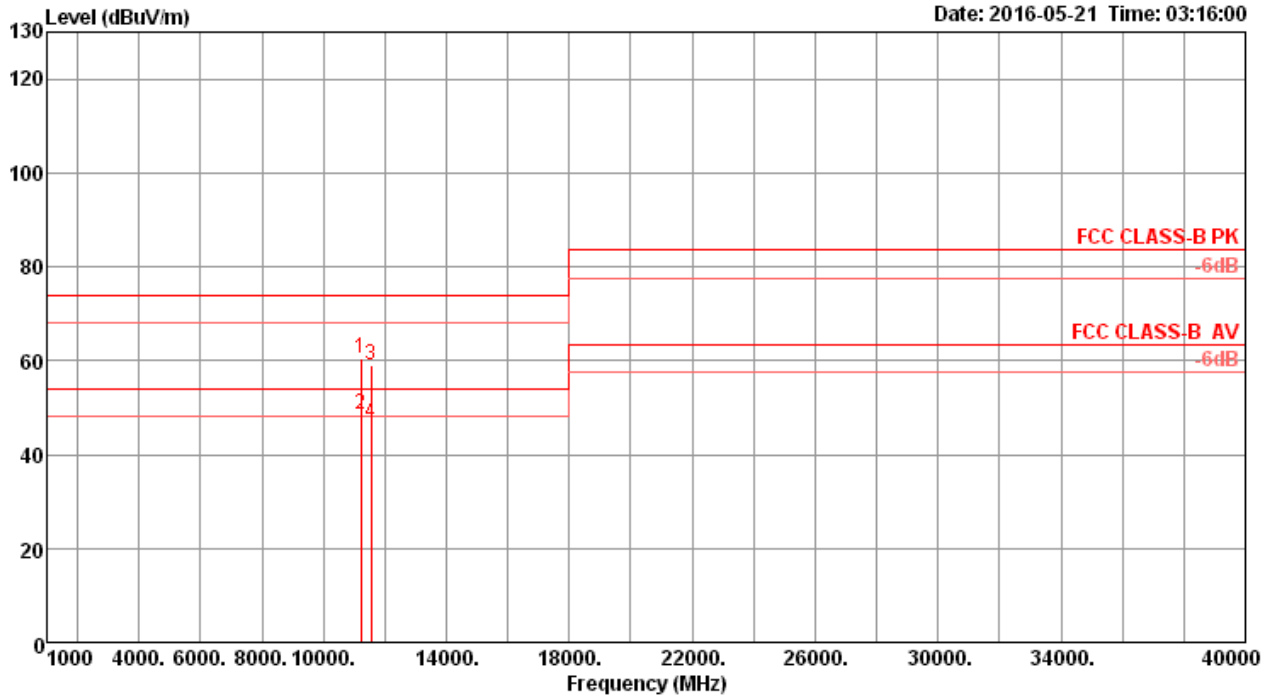
Temperature	22°C	Humidity	56%
Test Engineer	Peter Wu & Gary Chu	Configurations	IEEE 802.11ac MCS0/Nss2 VHT80+80 Type 10 / CH 122+155 / Chain 1 + Chain 2 + Chain 3 + Chain 4
Test Mode	Mode 1		

Horizontal



	Freq	Level	Limit Line	Over Limit	Read Level	CableAntenna Loss	Preamp Factor	A/Pos	T/Pos	Remark	PoI/Phase
	MHz	dBuV/m	dBuV/m	dB	dBuV	dB	dB/m	dB	cm	deg	
1	11219.84	57.86	74.00	-16.14	40.56	14.53	38.72	35.95	150	188 Peak	HORIZONTAL
2	11220.49	45.41	54.00	-8.59	28.11	14.53	38.72	35.95	150	188 Average	HORIZONTAL
3	11549.62	45.62	54.00	-8.38	27.49	14.85	39.20	35.92	150	157 Average	HORIZONTAL
4	11550.14	58.49	74.00	-15.51	40.36	14.85	39.20	35.92	150	157 Peak	HORIZONTAL

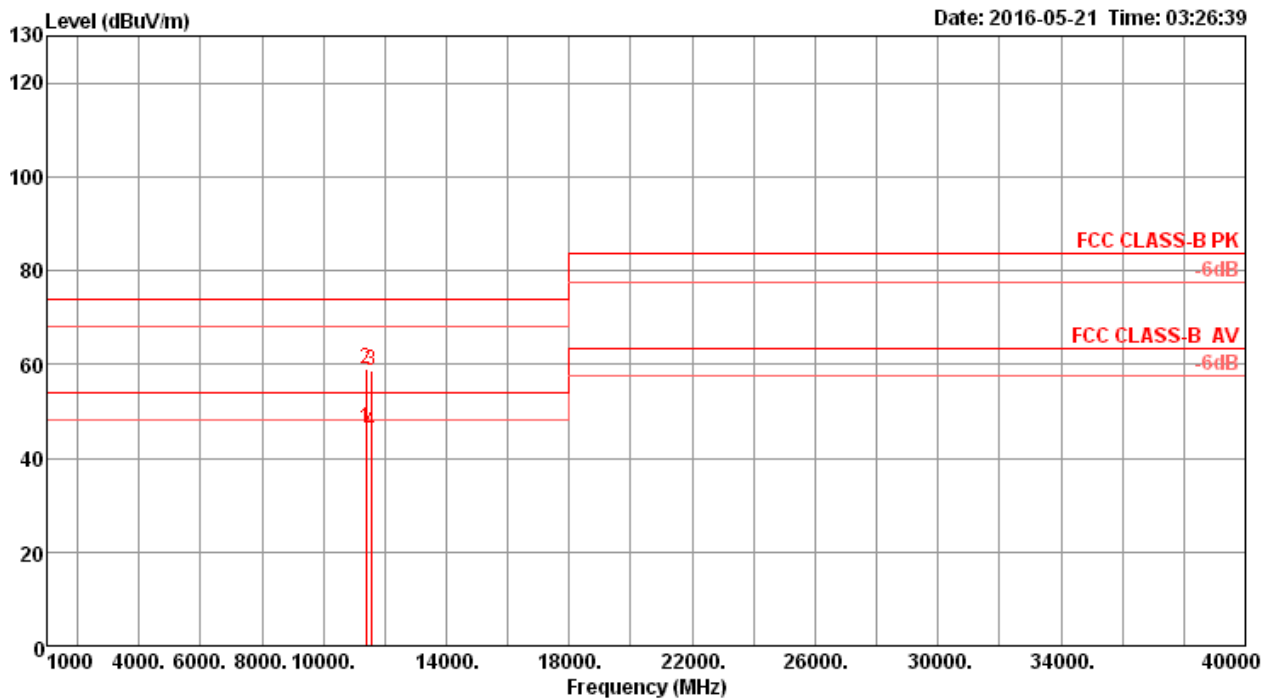
Vertical



	Freq	Level	Limit Line	Over Limit	Read Level	CableAntenna Loss	Preamp Factor	A/Pos	T/Pos	Remark	Pol/Phase	
	MHz	dBuV/m	dBuV/m	dB	dBuV	dB	dB/m	dB	cm	deg		
1	11207.30	60.39	74.00	-13.61	43.09	14.53	38.72	35.95	191	160	Peak	VERTICAL
2	11227.60	48.51	54.00	-5.49	31.13	14.56	38.77	35.95	191	160	Average	VERTICAL
3	11538.80	58.97	74.00	-15.03	40.84	14.85	39.20	35.92	179	281	Peak	VERTICAL
4	11545.80	46.56	54.00	-7.44	28.43	14.85	39.20	35.92	179	281	Average	VERTICAL

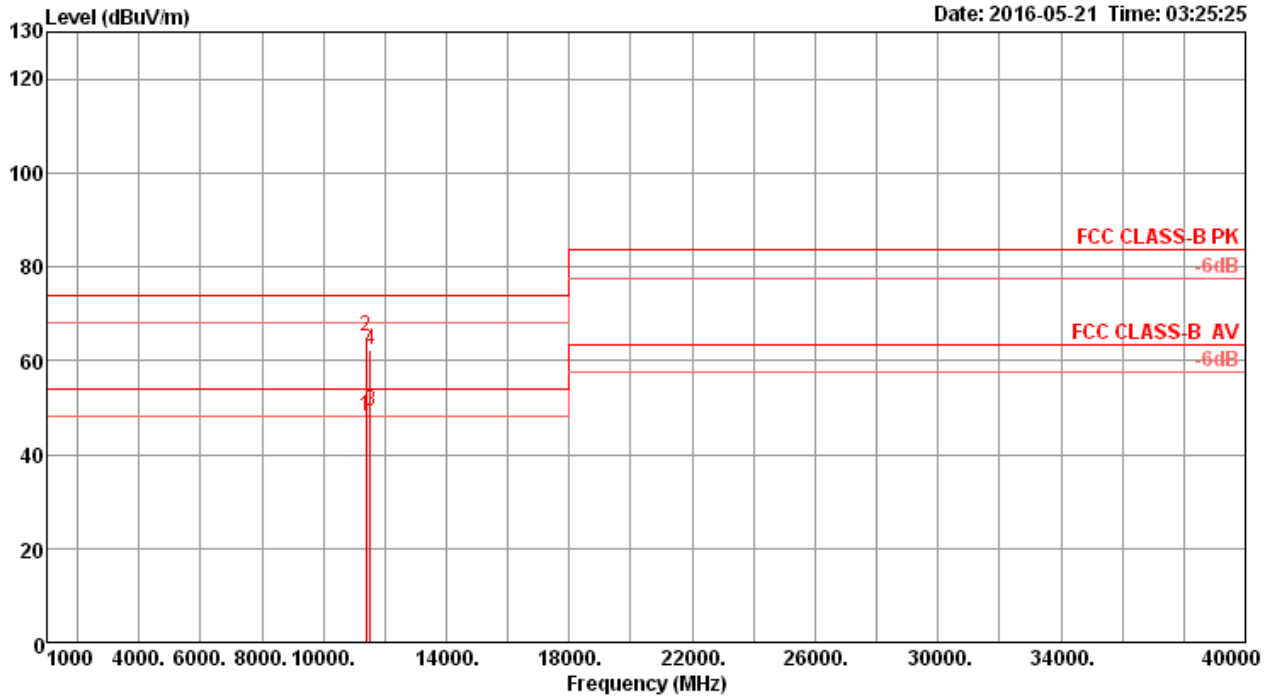
Temperature	22°C	Humidity	56%
Test Engineer	Peter Wu & Gary Chu	Configurations	IEEE 802.11ac MCS0/Nss2 VHT80+80 Type 11 / CH 138+155 / Chain 1 + Chain 2 + Chain 3 + Chain 4
Test Mode	Mode 1		

Horizontal



	Freq	Level	Limit Line	Over Limit	Read Level	CableAntenna Loss	Preamp Factor	A/Pos	T/Pos	Remark	PoI/Phase	
	MHz	dBuV/m	dBuV/m	dB	dBuV	dB	dB/m	dB	cm	deg		
1	11379.78	46.19	54.00	-7.81	28.45	14.69	38.99	35.94	150	212	Average	HORIZONTAL
2	11380.12	58.96	74.00	-15.04	41.22	14.69	38.99	35.94	150	212	Peak	HORIZONTAL
3	11549.63	58.65	74.00	-15.35	40.52	14.85	39.20	35.92	150	77	Peak	HORIZONTAL
4	11550.07	45.46	54.00	-8.54	27.33	14.85	39.20	35.92	150	77	Average	HORIZONTAL

Vertical

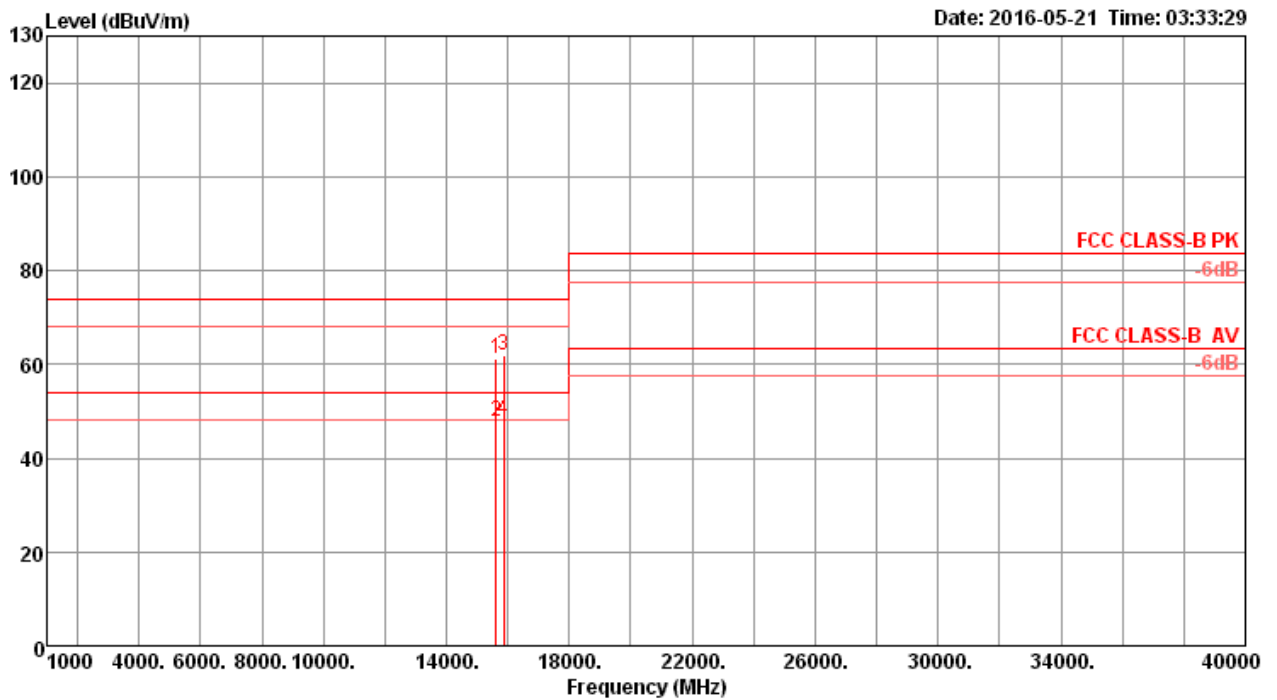


	Freq	Level	Limit Line	Over Limit	Read Level	CableAntenna Loss	Preamp Factor	A/Pos	T/Pos	Remark	Pol/Phase	
	MHz	dBuV/m	dBuV/m	dB	dBuV	dB	dB/m	dB	cm	deg		
1	11374.80	48.17	54.00	-5.83	30.43	14.69	38.99	35.94	195	31	Average	VERTICAL
2	11380.40	65.33	74.00	-8.67	47.59	14.69	38.99	35.94	195	31	Peak	VERTICAL
3	11532.00	49.31	54.00	-4.69	31.18	14.85	39.20	35.92	213	223	Average	VERTICAL
4	11532.30	62.44	74.00	-11.56	44.31	14.85	39.20	35.92	213	223	Peak	VERTICAL



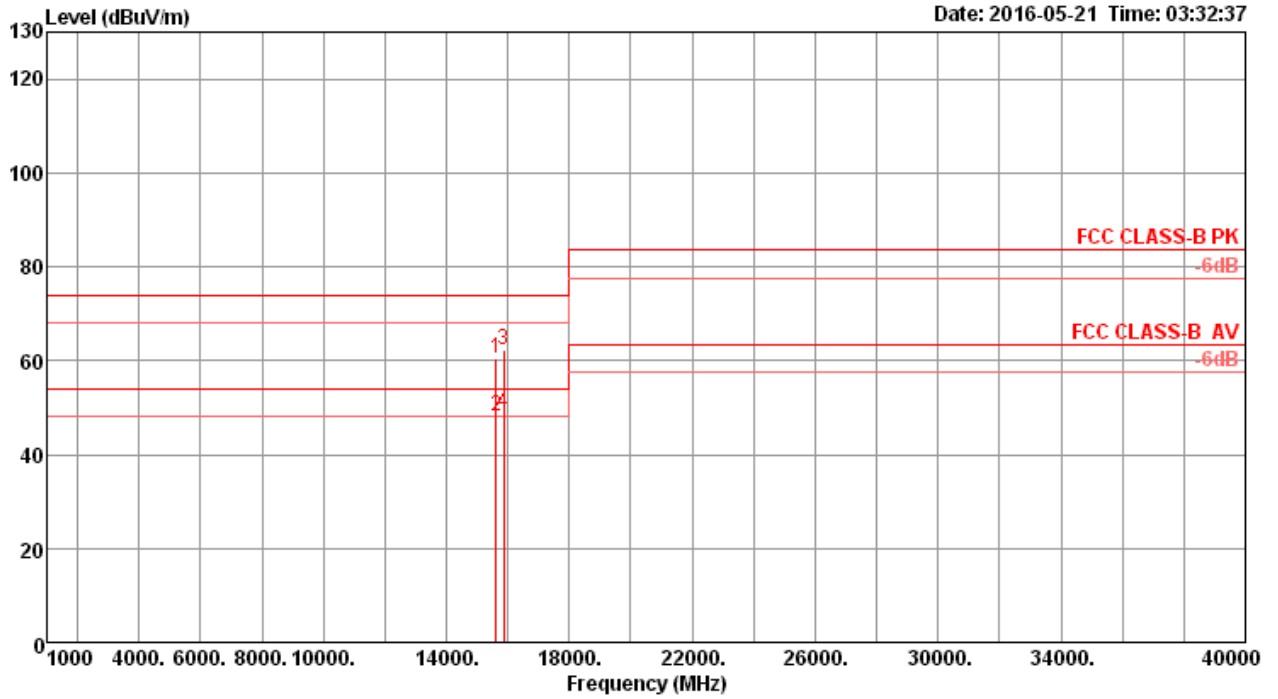
Temperature	22°C	Humidity	56%
Test Engineer	Peter Wu & Gary Chu	Configurations	IEEE 802.11ac MCS0/Nss2 VHT80+80 Type 12 / CH 42+58 / Chain 1 + Chain 2 + Chain 3 + Chain 4
Test Mode	Mode 1		

Horizontal



	Freq	Level	Limit Line	Over Limit	Read Level	CableAntenna Loss	Preamp Factor	A/Pos	T/Pos	Remark	PoI/Phase	
	MHz	dBuV/m	dBuV/m	dB	dBuV	dB	dB/m	dB	cm	deg		
1	15630.12	61.17	74.00	-12.83	40.45	18.60	37.98	35.86	150	285	Peak	HORIZONTAL
2	15630.26	47.82	54.00	-6.18	27.10	18.60	37.98	35.86	150	285	Average	HORIZONTAL
3	15869.66	61.87	74.00	-12.13	41.36	18.75	37.62	35.86	150	221	Peak	HORIZONTAL
4	15870.48	48.15	54.00	-5.85	27.64	18.75	37.62	35.86	150	221	Average	HORIZONTAL

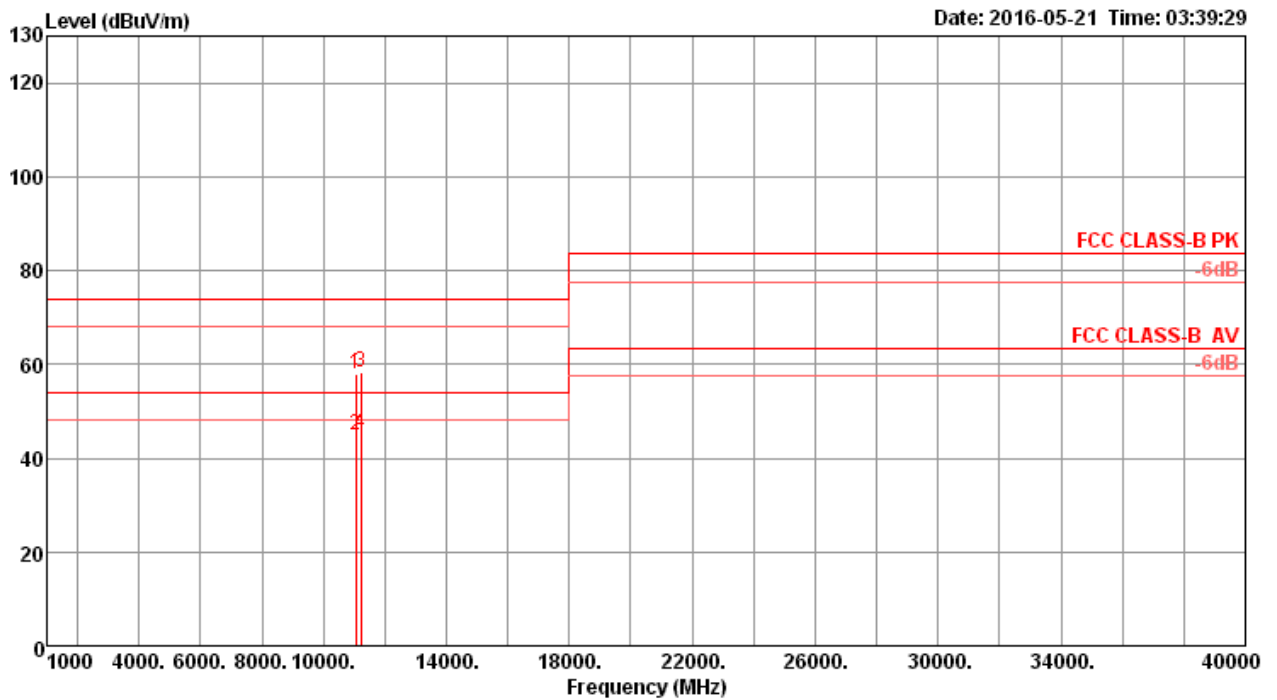
Vertical



	Freq	Level	Limit	Over	Read	CableAntenna	Preamp	A/Pos	T/Pos	Remark	Pol/Phase	
	MHz	dBuV/m	dBuV/m	dB	dBuV	dB	dB/m	dB	cm	deg		
1	15629.52	60.31	74.00	-13.69	39.59	18.60	37.98	35.86	150	148	Peak	VERTICAL
2	15629.78	48.06	54.00	-5.94	27.34	18.60	37.98	35.86	150	148	Average	VERTICAL
3	15870.03	62.22	74.00	-11.78	41.71	18.75	37.62	35.86	150	141	Peak	VERTICAL
4	15870.50	48.96	54.00	-5.04	28.45	18.75	37.62	35.86	150	141	Average	VERTICAL

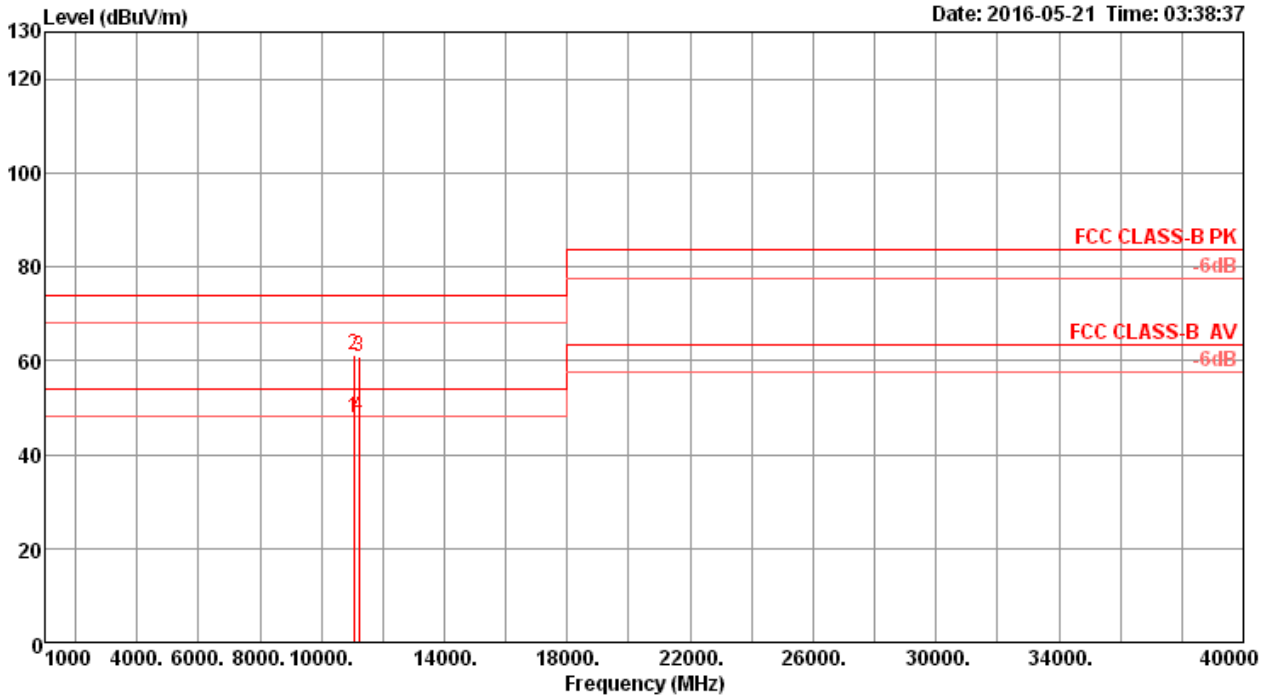
Temperature	22°C	Humidity	56%
Test Engineer	Peter Wu & Gary Chu	Configurations	IEEE 802.11ac MCS0/Nss2 VHT80+80 Type 13 / CH 106+122 / Chain 1 + Chain 2 + Chain 3 + Chain 4
Test Mode	Mode 1		

Horizontal



	Freq	Level	Limit Line	Over Limit	Read Level	CableAntenna Loss	Preamp Factor	A/Pos	T/Pos	Remark	PoI/Phase	
	MHz	dBuV/m	dBuV/m	dB	dBuV	dB	dB/m	dB	cm	deg		
1	11060.02	57.85	74.00	-16.15	41.00	14.37	38.45	35.97	150	155	Peak	HORIZONTAL
2	11060.49	44.73	54.00	-9.27	27.79	14.40	38.51	35.97	150	155	Average	HORIZONTAL
3	11219.98	58.15	74.00	-15.85	40.85	14.53	38.72	35.95	150	223	Peak	HORIZONTAL
4	11220.04	45.17	54.00	-8.83	27.87	14.53	38.72	35.95	150	223	Average	HORIZONTAL

Vertical



	Freq	Level	Limit Line	Over Limit	Read Level	CableAntenna Loss	Preamp Factor	A/Pos	T/Pos	Remark	Pol/Phase	
	MHz	dBuV/m	dBuV/m	dB	dBuV	dB	dB/m	dB	cm	deg		
1	11060.01	47.82	54.00	-6.18	30.97	14.37	38.45	35.97	194	243	Average	VERTICAL
2	11060.07	61.34	74.00	-12.66	44.49	14.37	38.45	35.97	194	243	Peak	VERTICAL
3	11220.24	60.80	74.00	-13.20	43.50	14.53	38.72	35.95	186	36	Peak	VERTICAL
4	11220.43	48.31	54.00	-5.69	31.01	14.53	38.72	35.95	186	36	Average	VERTICAL

Note:

The amplitude of spurious emissions that are attenuated by more than 20dB below the permissible value has no need to be reported.

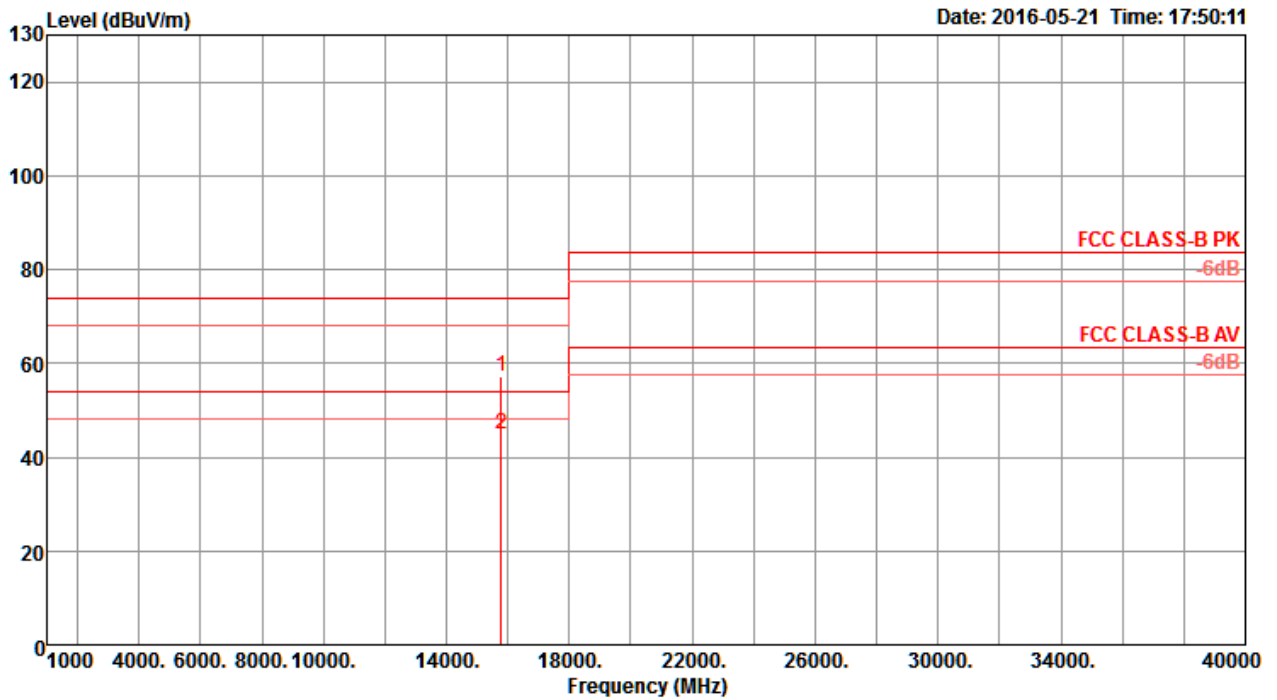
Emission level (dBuV/m) = 20 log Emission level (uV/m).

Corrected Reading: Antenna Factor + Cable Loss + Read Level - Preamp Factor = Level.



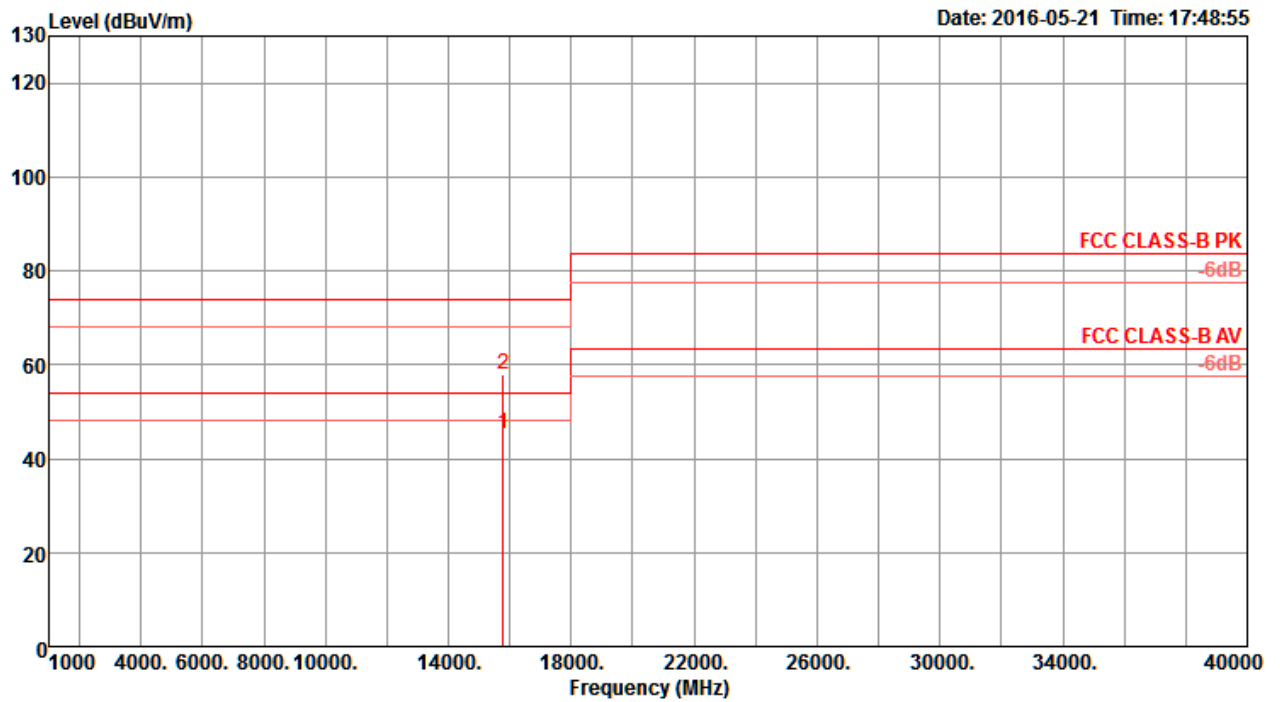
Temperature	22°C	Humidity	56%
Test Engineer	Peter Wu & Gary Chu	Configurations	IEEE 802.11ac MCS0/Nss1 VHT20 CH 52 / Chain 1 + Chain 2 + Chain 3 + Chain 4
Test Mode	Mode 2		

Horizontal



	Freq	Level	Limit	Over	Read	CableAntenna	Preamp	T/Pos	A/Pos	Remark	Pol/Phase
	MHz	dBuV/m	dBuV/m	dB	dBuV	dB	dB/m	deg	cm		
1	15788.32	57.04	74.00	-16.96	42.04	11.30	38.55	34.85	215	271 Peak	HORIZONTAL
2	15793.56	44.74	54.00	-9.26	29.74	11.30	38.55	34.85	215	271 Average	HORIZONTAL

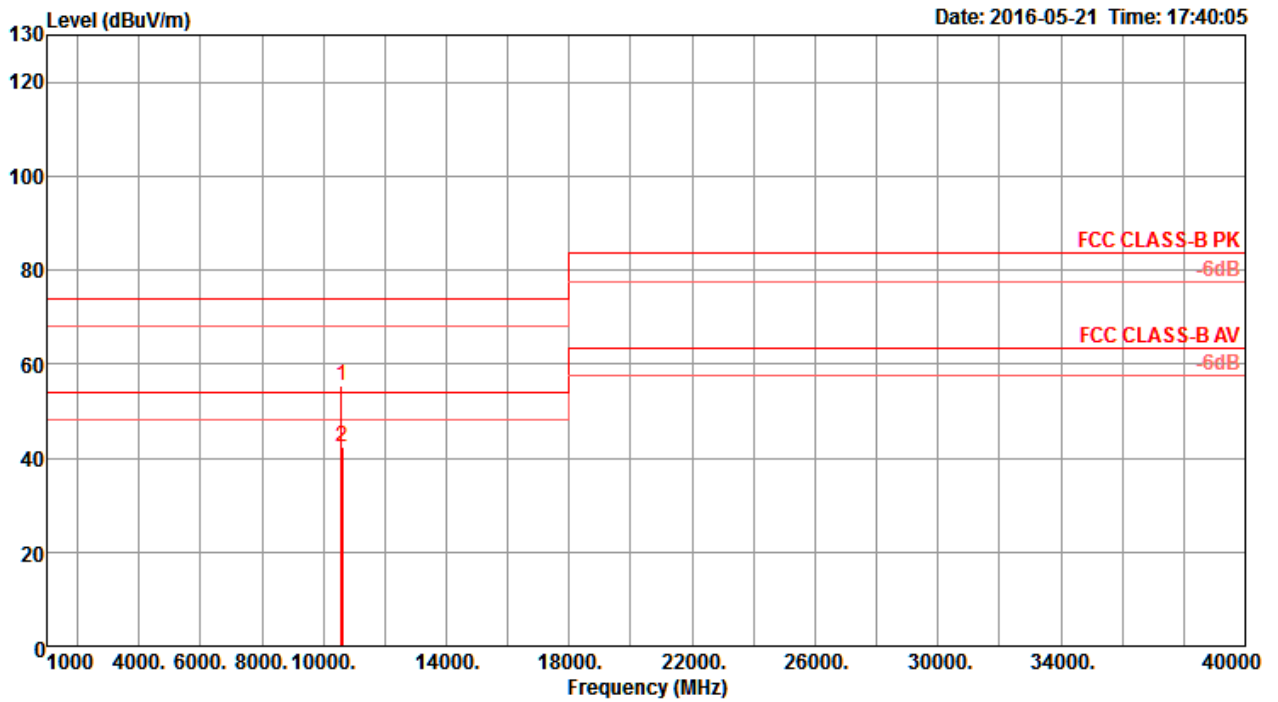
Vertical



	Freq	Level	Limit	Over	Read	CableAntenna	Preamp	T/Pos	A/Pos	Remark	Pol/Phase
	MHz	dBuV/m	dBuV/m	dB	dBuV	dB	dB/m	dB	deg	cm	
1	15784.38	45.20	54.00	-8.80	30.20	11.30	38.55	34.85	74	181 Average	VERTICAL
2	15788.13	58.12	74.00	-15.88	43.12	11.30	38.55	34.85	74	181 Peak	VERTICAL

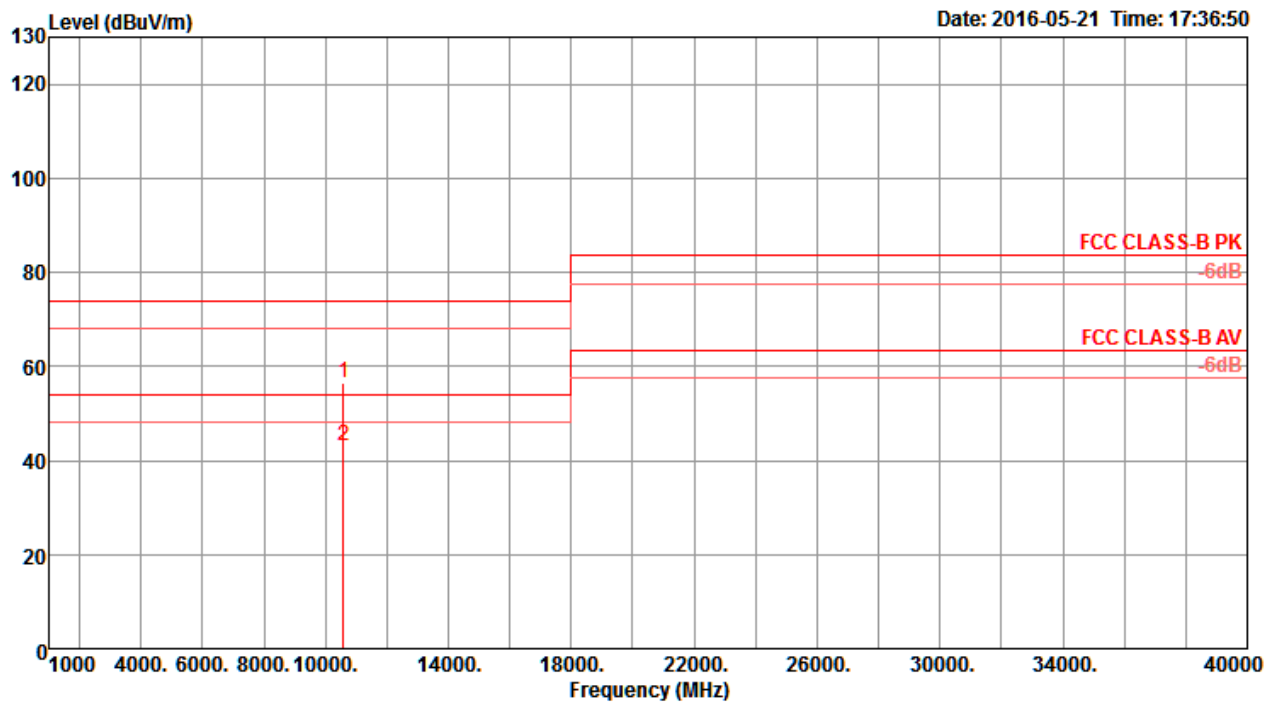
Temperature	22°C	Humidity	56%
Test Engineer	Peter Wu & Gary Chu	Configurations	IEEE 802.11ac MCS0/Nss1 VHT20 CH 60 / Chain 1 + Chain 2 + Chain 3 + Chain 4
Test Mode	Mode 2		

Horizontal



	Freq	Level	Limit	Over	Read	CableAntenna	Preamp	T/Pos	A/Pos	Remark	Pol/Phase
	MHz	dBuV/m	dBuV/m	dB	dBuV	dB	dB/m	deg	cm		
1	10594.23	55.29	74.00	-18.71	42.00	9.74	38.50	34.95	202	209 Peak	HORIZONTAL
2	10607.36	42.55	54.00	-11.45	29.24	9.74	38.50	34.93	202	209 Average	HORIZONTAL

Vertical

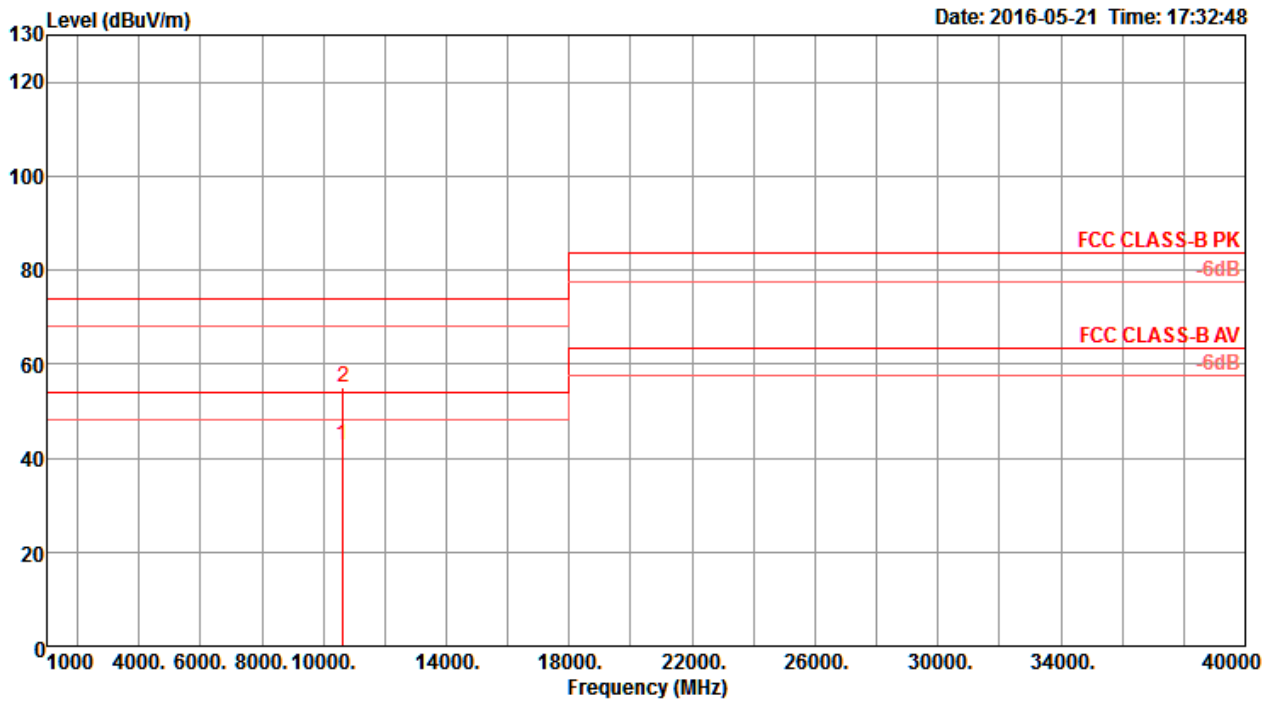


	Freq	Level	Limit	Over	Read	CableAntenna	Preamp	T/Pos	A/Pos	Remark	Pol/Phase
	MHz	dBuV/m	dBuV/m	dB	dBuV	dB	dB/m	dB	deg	cm	
1	10585.63	56.37	74.00	-17.63	43.08	9.74	38.50	34.95	283	254 Peak	VERTICAL
2	10597.50	43.19	54.00	-10.81	29.90	9.74	38.50	34.95	283	254 Average	VERTICAL



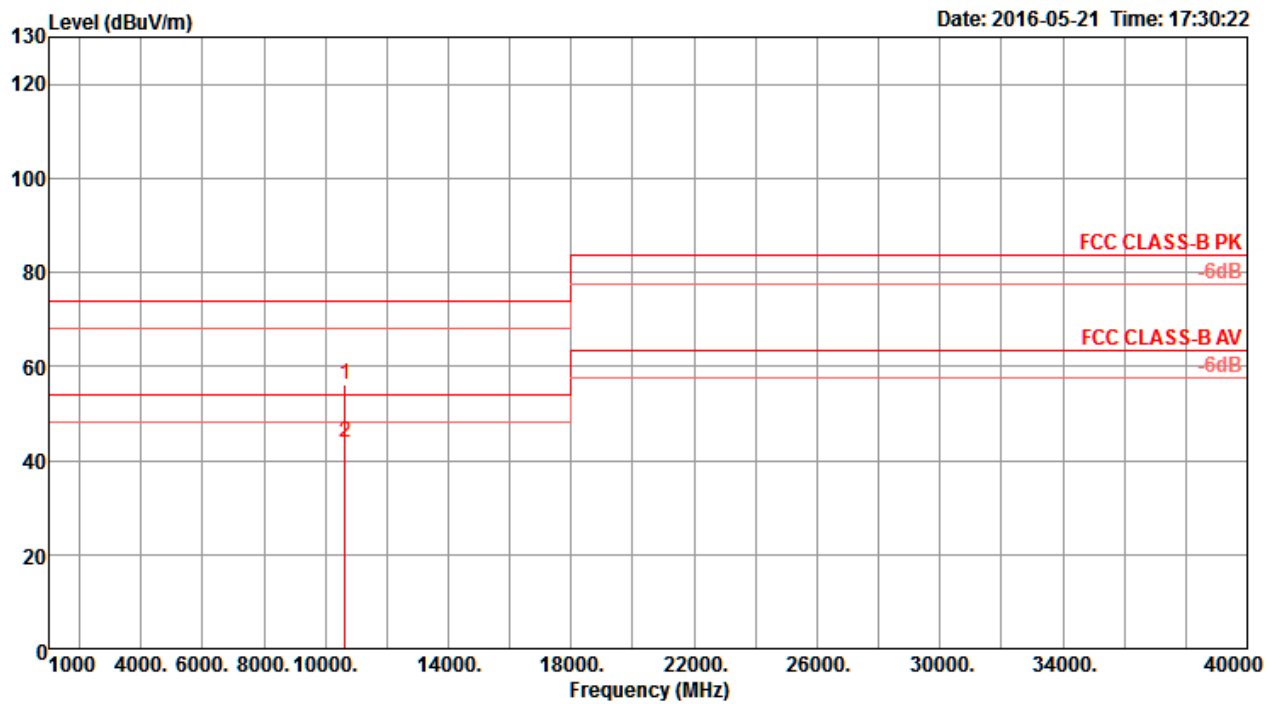
Temperature	22°C	Humidity	56%
Test Engineer	Peter Wu & Gary Chu	Configurations	IEEE 802.11ac MCS0/Nss1 VHT20 CH 64 / Chain 1 + Chain 2 + Chain 3 + Chain 4
Test Mode	Mode 2		

Horizontal



	Freq	Level	Limit	Over	Read	CableAntenna	Preamp	T/Pos	A/Pos	Remark	Pol/Phase
	MHz	dBuV/m	dBuV/m	dB	dBuV	dB	dB/m	deg	cm		
1	10625.43	42.72	54.00	-11.28	29.42	9.73	38.50	34.93	66	196 Average	HORIZONTAL
2	10652.84	55.04	74.00	-18.96	41.71	9.73	38.50	34.90	66	196 Peak	HORIZONTAL

Vertical

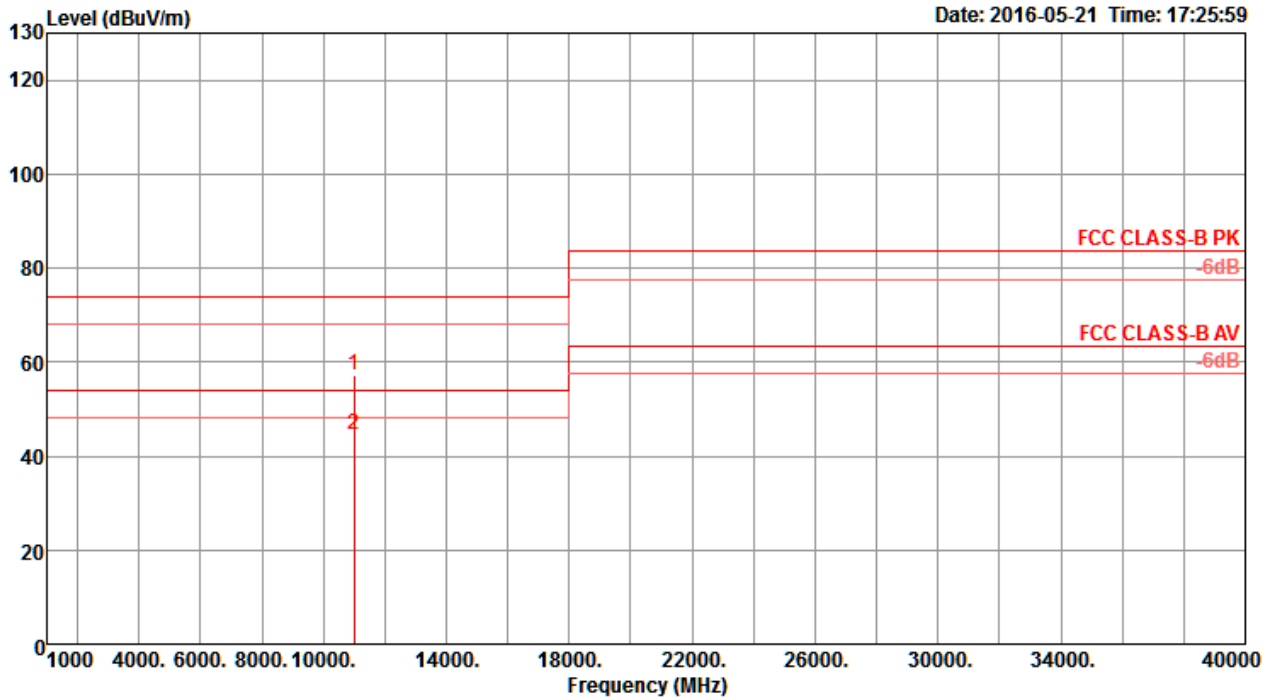


	Freq	Level	Limit	Over	Read	CableAntenna	Preamp	T/Pos	A/Pos	Remark	Pol/Phase
	MHz	dBuV/m	dBuV/m	dB	dBuV	dB	dB/m	dB	deg	cm	
1	10632.40	55.97	74.00	-18.03	42.67	9.73	38.50	34.93	104	189 Peak	VERTICAL
2	10636.35	43.82	54.00	-10.18	30.52	9.73	38.50	34.93	104	189 Average	VERTICAL



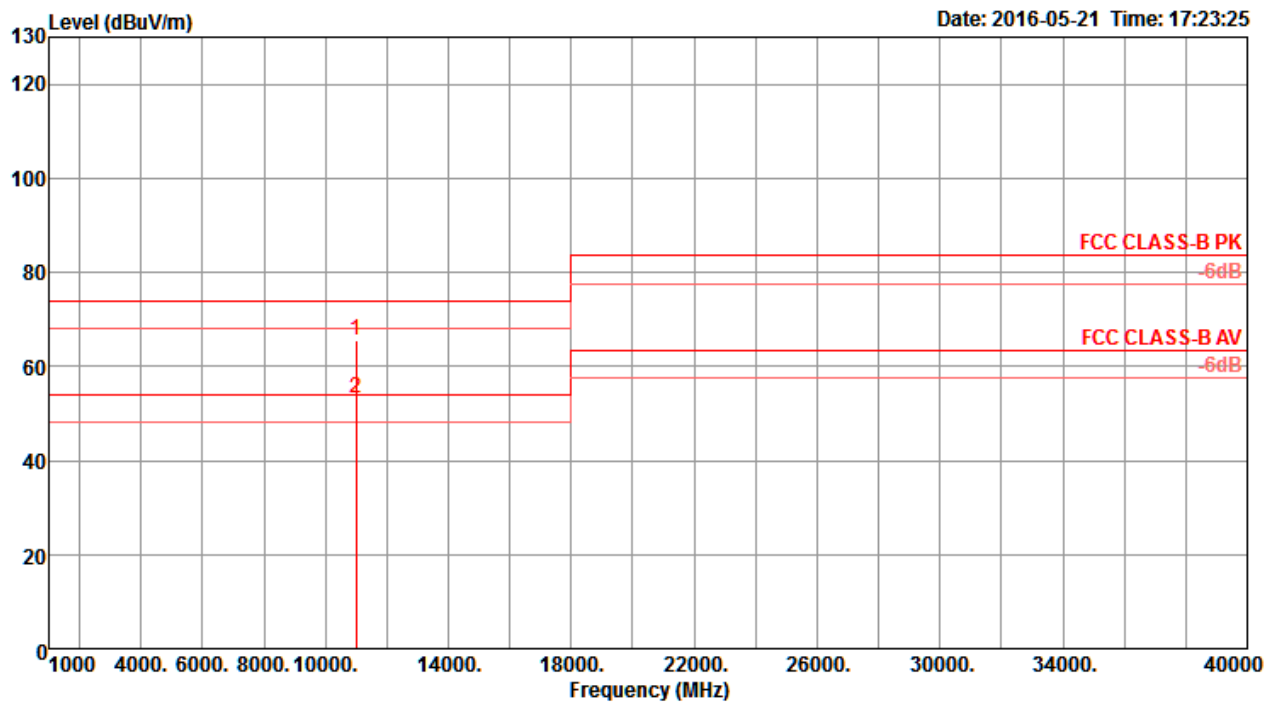
Temperature	22°C	Humidity	56%
Test Engineer	Peter Wu & Gary Chu	Configurations	IEEE 802.11ac MCS0/Nss1 VHT20 CH 100 / Chain 1 + Chain 2 + Chain 3 + Chain 4
Test Mode	Mode 2		

Horizontal



	Freq	Level	Limit	Over	Read	Cable	Antenna	Preamp	T/Pos	A/Pos	Remark	Pol/Phase
	MHz	dBuV/m	dBuV/m	dB	dBuV	dB	dB/m	dB	deg	cm		
1	10994.52	57.11	74.00	-16.89	43.58	9.69	38.50	34.66	238	208	Peak	HORIZONTAL
2	10994.71	44.69	54.00	-9.31	31.16	9.69	38.50	34.66	238	208	Average	HORIZONTAL

Vertical

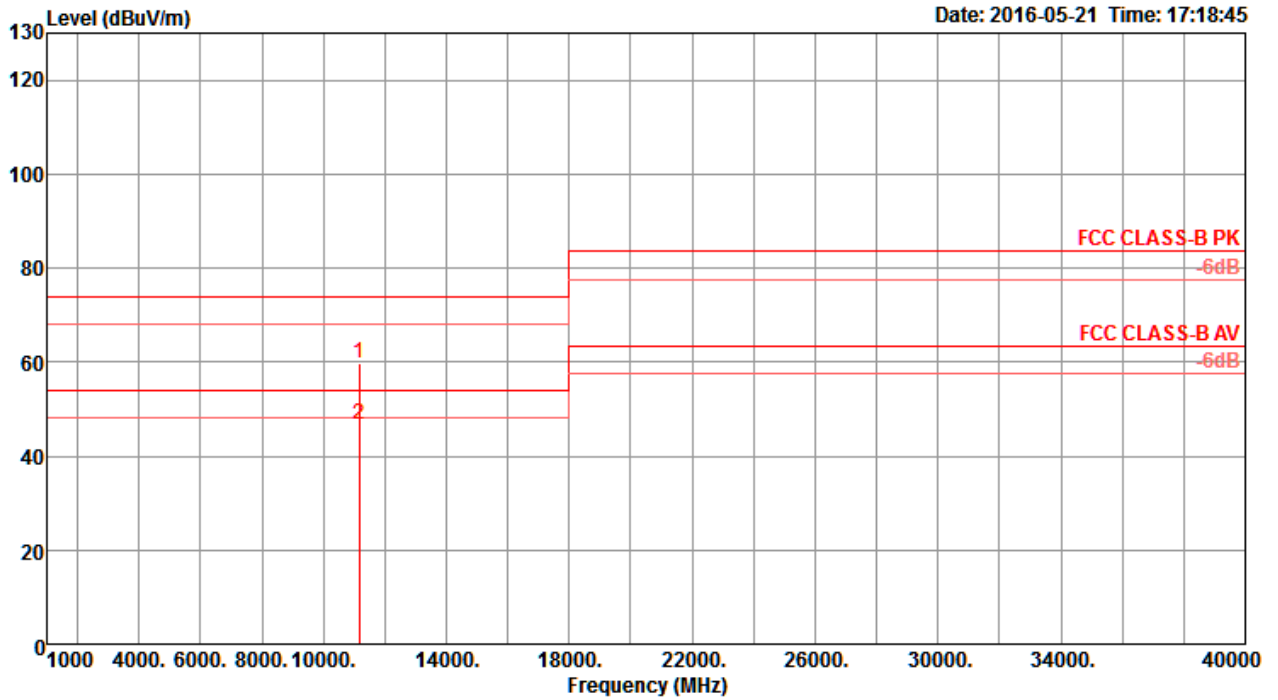


	Freq	Level	Limit	Over	Read	CableAntenna	Preamp	T/Pos	A/Pos	Remark	Pol/Phase	
	MHz	dBuV/m	dBuV/m	dB	dBuV	dB	dB/m	dB	deg	cm		
1	10993.80	65.44	74.00	-8.56	51.91	9.69	38.50	34.66	76	210	Peak	VERTICAL
2	10993.85	53.19	54.00	-0.81	39.66	9.69	38.50	34.66	76	210	Average	VERTICAL



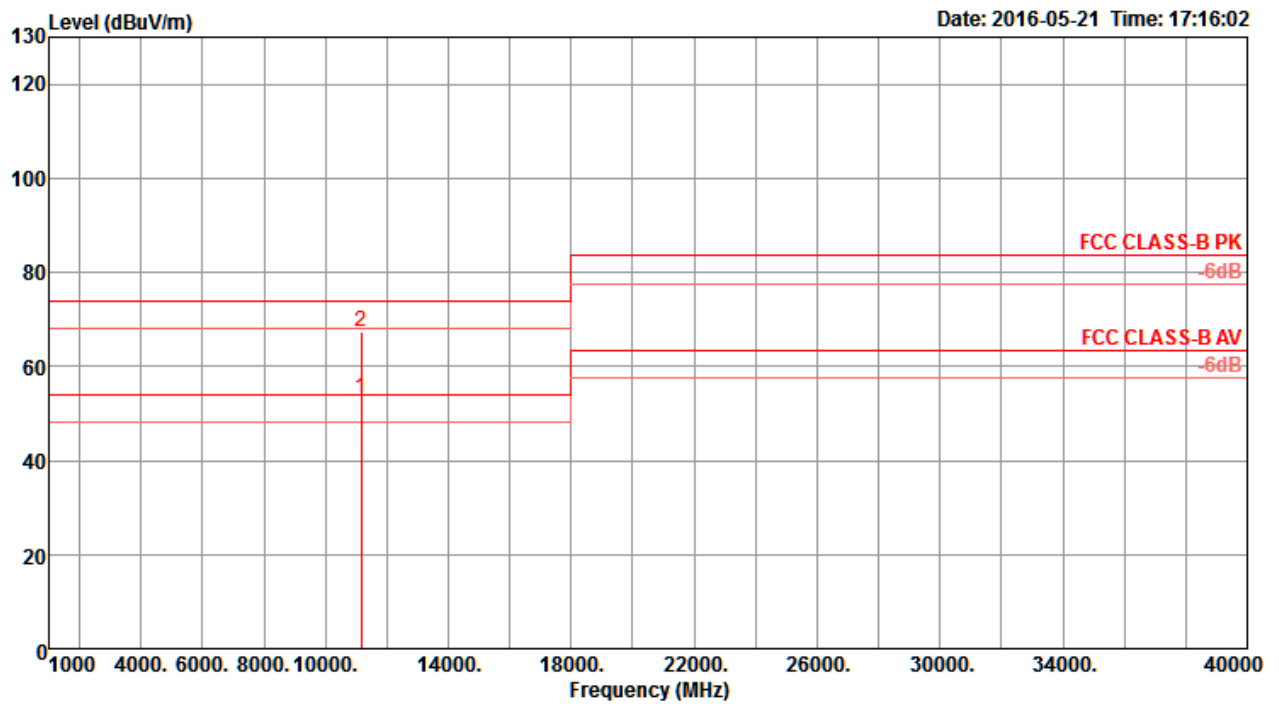
Temperature	22°C	Humidity	56%
Test Engineer	Peter Wu & Gary Chu	Configurations	IEEE 802.11ac MCS0/Nss1 VHT20 CH 116 / Chain 1 + Chain 2 + Chain 3 + Chain 4
Test Mode	Mode 2		

Horizontal



	Freq	Level	Limit	Over	Read	Cable	Antenna	Preamp	T/Pos	A/Pos	Remark	Pol/Phase
	MHz	dBuV/m	dBuV/m	dB	dBuV	Loss	Factor	Factor	deg	cm		
1	11165.05	59.80	74.00	-14.20	46.29	9.66	38.50	34.65	163	204	Peak	HORIZONTAL
2	11166.25	46.85	54.00	-7.15	33.34	9.66	38.50	34.65	163	204	Average	HORIZONTAL

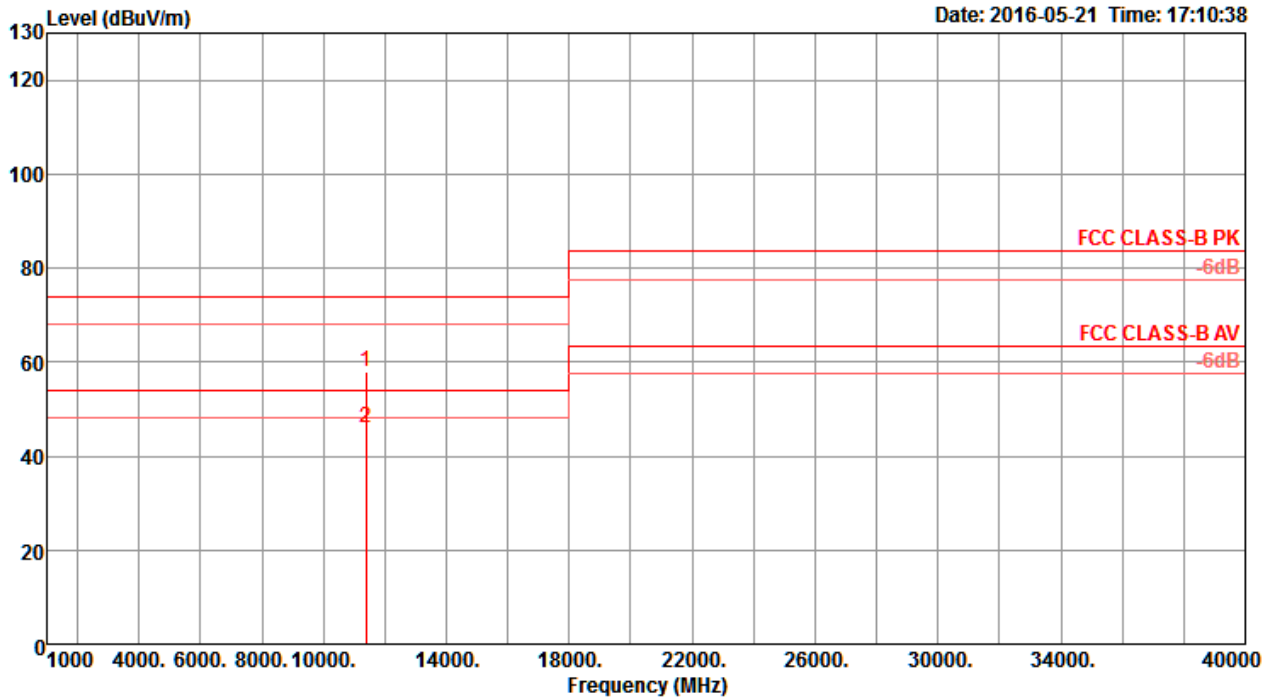
Vertical



	Freq	Level	Limit	Over	Read	CableAntenna	Preamp	T/Pos	A/Pos	Remark	Pol/Phase
	MHz	dBuV/m	dBuV/m	dB	dBuV	dB	dB/m	dB	deg	cm	
1	11160.80	53.16	54.00	-0.84	39.65	9.66	38.50	34.65	85	223 Average	VERTICAL
2	11168.65	67.23	74.00	-6.77	53.72	9.66	38.50	34.65	85	223 Peak	VERTICAL

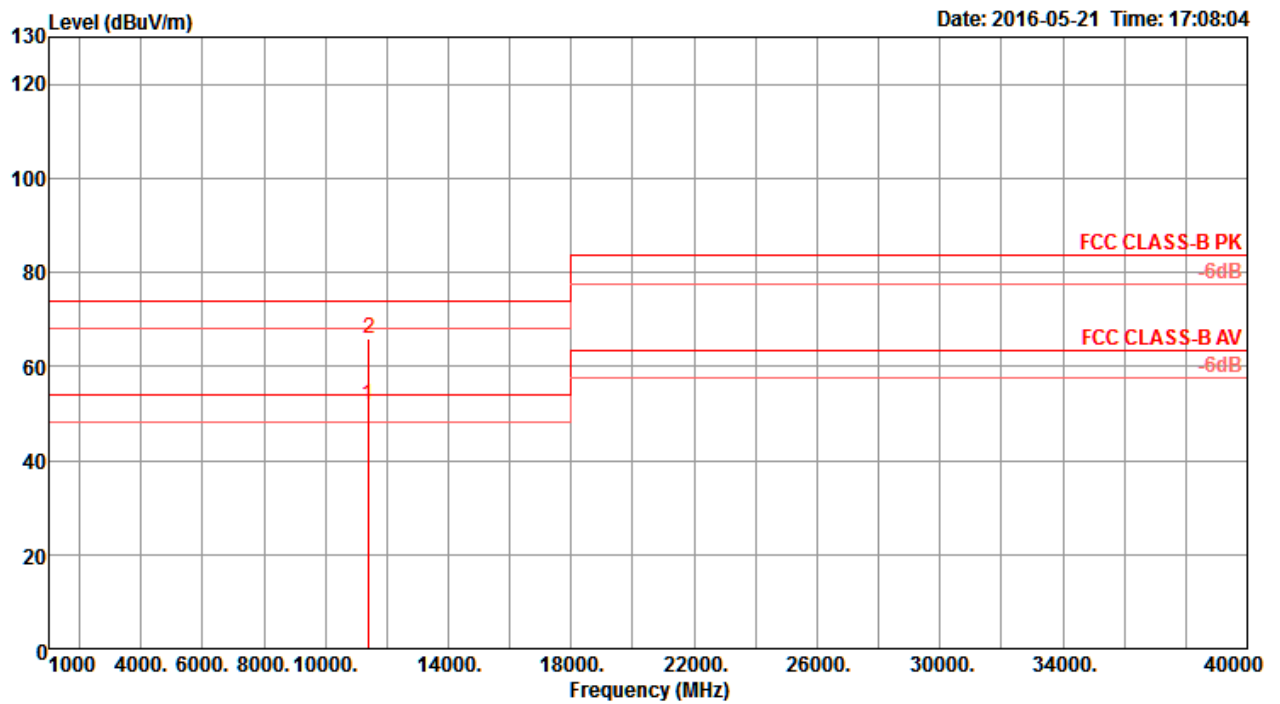
Temperature	22°C	Humidity	56%
Test Engineer	Peter Wu & Gary Chu	Configurations	IEEE 802.11ac MCS0/Nss1 VHT20 CH 140 / Chain 1 + Chain 2 + Chain 3 + Chain 4
Test Mode	Mode 2		

Horizontal



	Freq	Level	Limit	Over	Read	CableAntenna	Preamp	T/Pos	A/Pos	Remark	Pol/Phase
	MHz	dBuV/m	dBuV/m	dB	dBuV	Loss	Factor	Factor	deg	cm	
1	11389.62	57.82	74.00	-16.18	44.32	9.63	38.50	34.63	163	207 Peak	HORIZONTAL
2	11390.64	45.96	54.00	-8.04	32.46	9.63	38.50	34.63	163	207 Average	HORIZONTAL

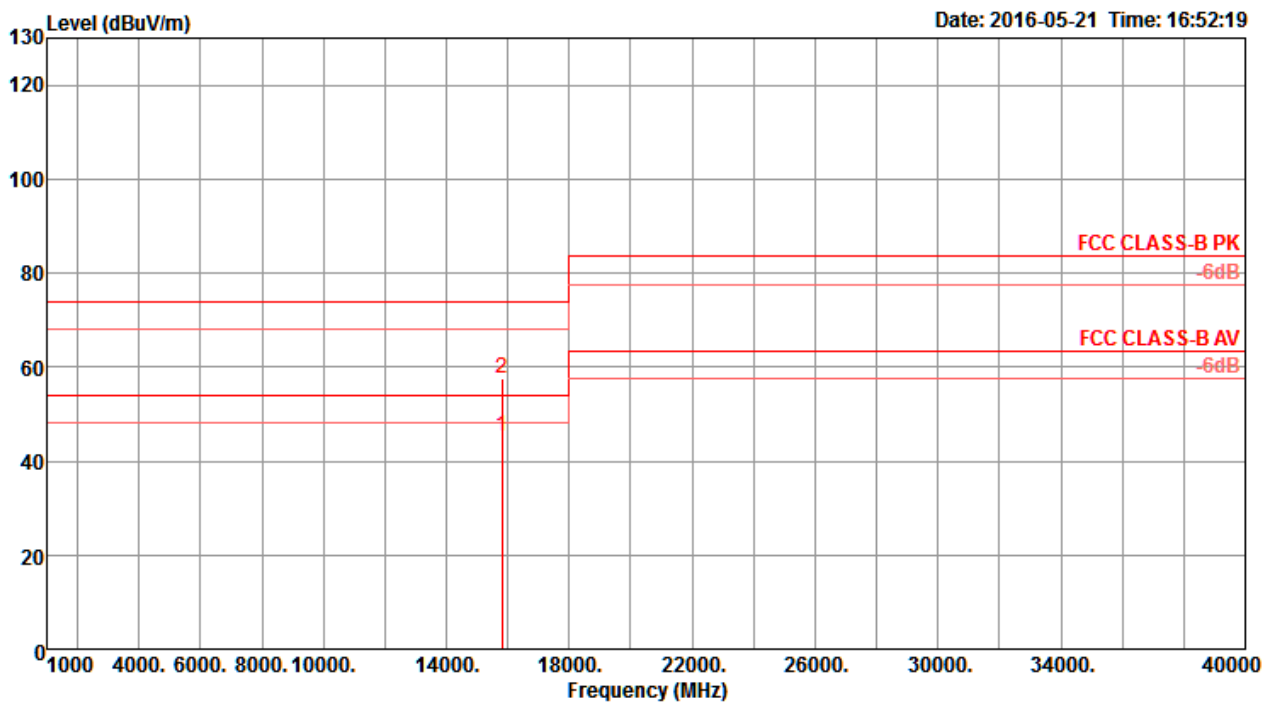
Vertical



	Freq	Level	Limit	Over	Read	CableAntenna	Preamp	T/Pos	A/Pos	Remark	Pol/Phase
	MHz	dBuV/m	dBuV/m	dB	dBuV	dB	dB/m	dB	deg	cm	
1	11391.54	51.84	54.00	-2.16	38.34	9.63	38.50	34.63	74	212 Average	VERTICAL
2	11408.97	65.78	74.00	-8.22	52.28	9.63	38.50	34.63	74	212 Peak	VERTICAL

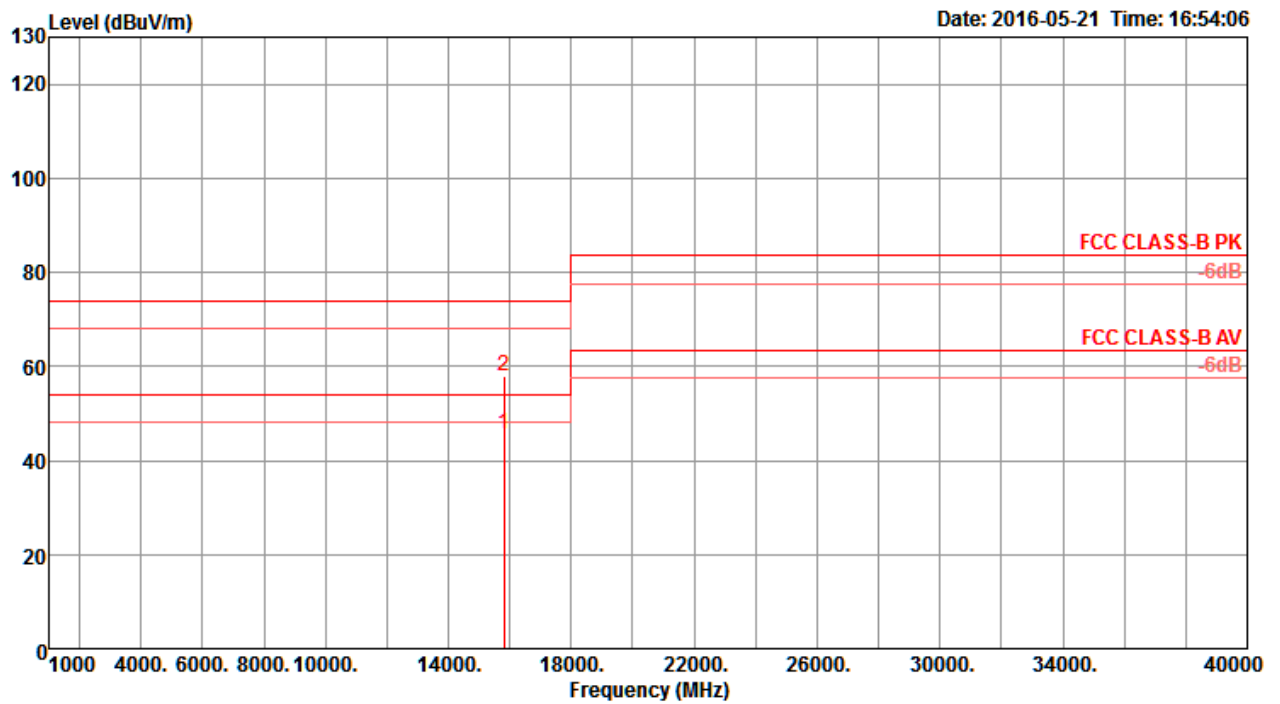
Temperature	22°C	Humidity	56%
Test Engineer	Peter Wu & Gary Chu	Configurations	IEEE 802.11ac MCS0/Nss1 VHT40 CH 54 / Chain 1 + Chain 2 + Chain 3 + Chain 4
Test Mode	Mode 2		

Horizontal



	Freq	Level	Limit	Over	Read	Cable	Antenna	Preamp	T/Pos	A/Pos	Remark	Pol/Phase
	MHz	dBuV/m	dBuV/m	dB	dBuV	dB	dB/m	dB	deg	cm		
1	15806.09	45.12	54.00	-8.88	30.12	11.30	38.55	34.85	53	162	Average	HORIZONTAL
2	15807.37	57.63	74.00	-16.37	42.63	11.30	38.55	34.85	53	162	Peak	HORIZONTAL

Vertical

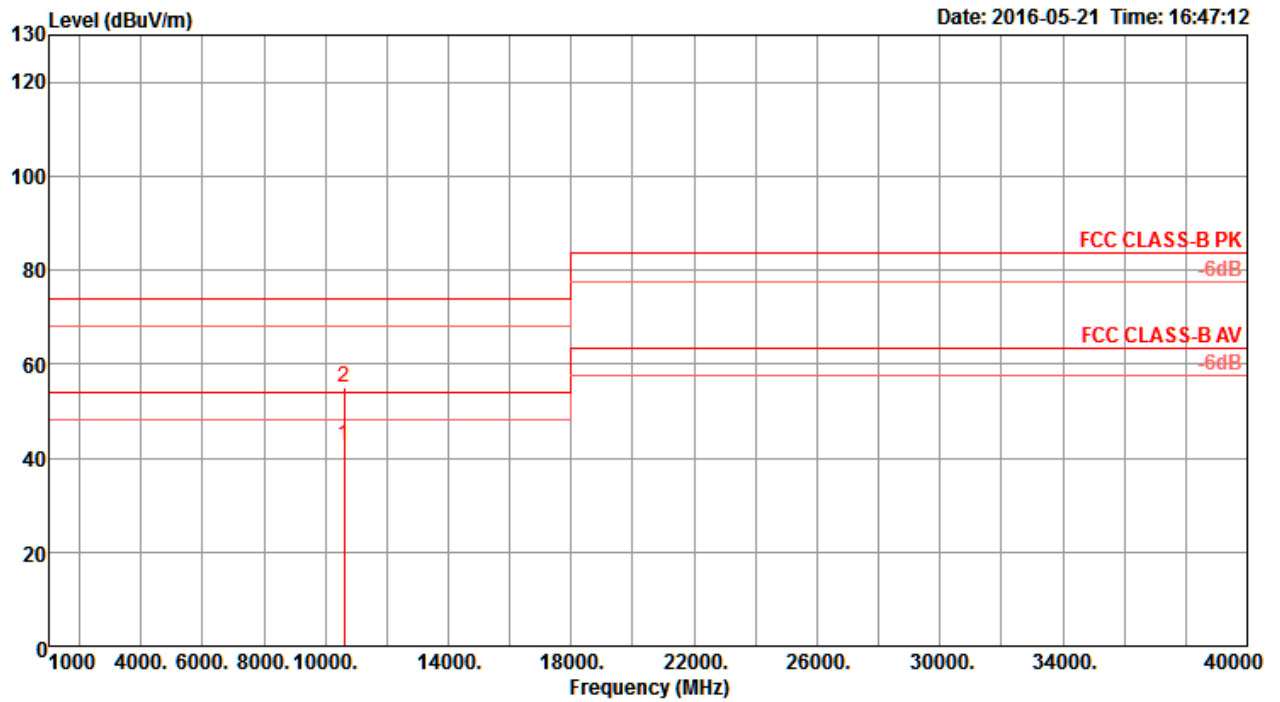


	Freq	Level	Limit	Over	Read	CableAntenna	Preamp	T/Pos	A/Pos	Remark	Pol/Phase
	MHz	dBuV/m	dBuV/m	dB	dBuV	dB	dB/m	dB	deg	cm	
1	15800.96	45.47	54.00	-8.53	30.47	11.30	38.55	34.85	326	148 Average	VERTICAL
2	15805.26	57.83	74.00	-16.17	42.83	11.30	38.55	34.85	326	148 Peak	VERTICAL



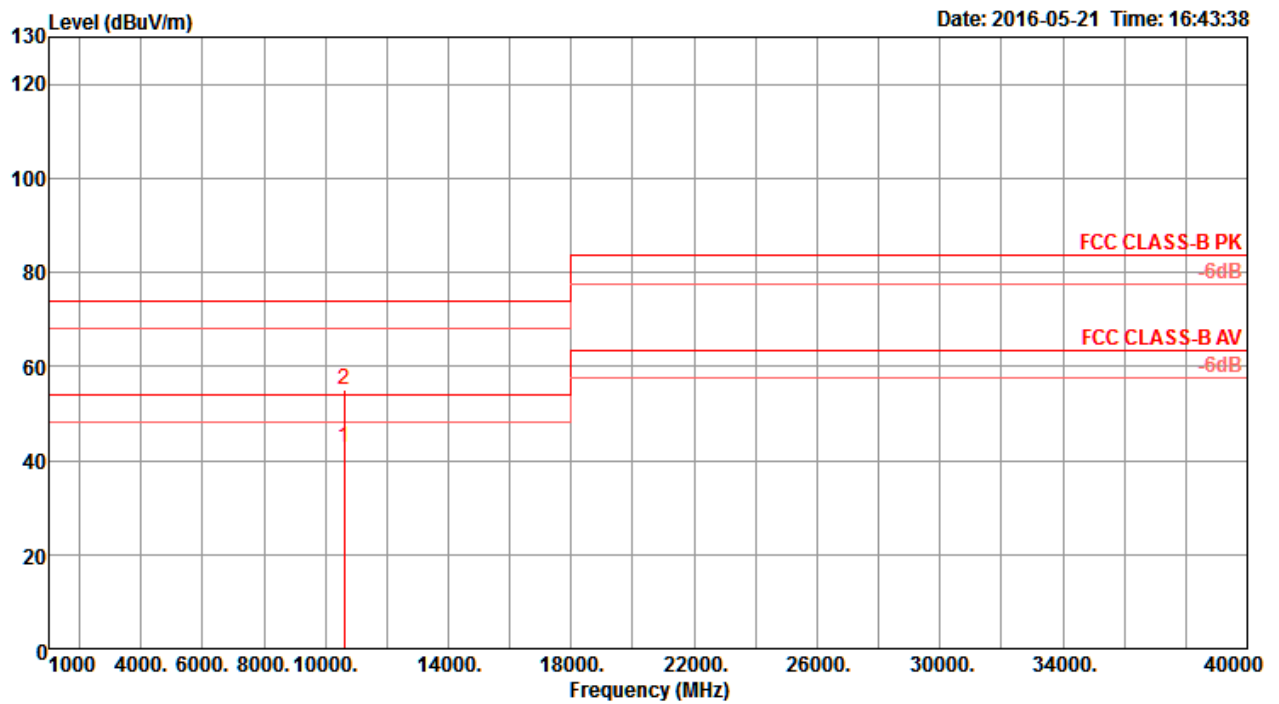
Temperature	22°C	Humidity	56%
Test Engineer	Peter Wu & Gary Chu	Configurations	IEEE 802.11ac MCS0/Nss1 VHT40 CH 62 / Chain 1 + Chain 2 + Chain 3 + Chain 4
Test Mode	Mode 2		

Horizontal



	Freq	Level	Limit	Over	Read	Cable	Antenna	Preamp	T/Pos	A/Pos	Remark	Pol/Phase
	MHz	dBuV/m	dBuV/m	dB	dBuV	dB	dB/m	dB	deg	cm		
1	10604.42	42.71	54.00	-11.29	29.40	9.74	38.50	34.93	314	182	Average	HORIZONTAL
2	10622.05	54.96	74.00	-19.04	41.66	9.73	38.50	34.93	314	182	Peak	HORIZONTAL

Vertical

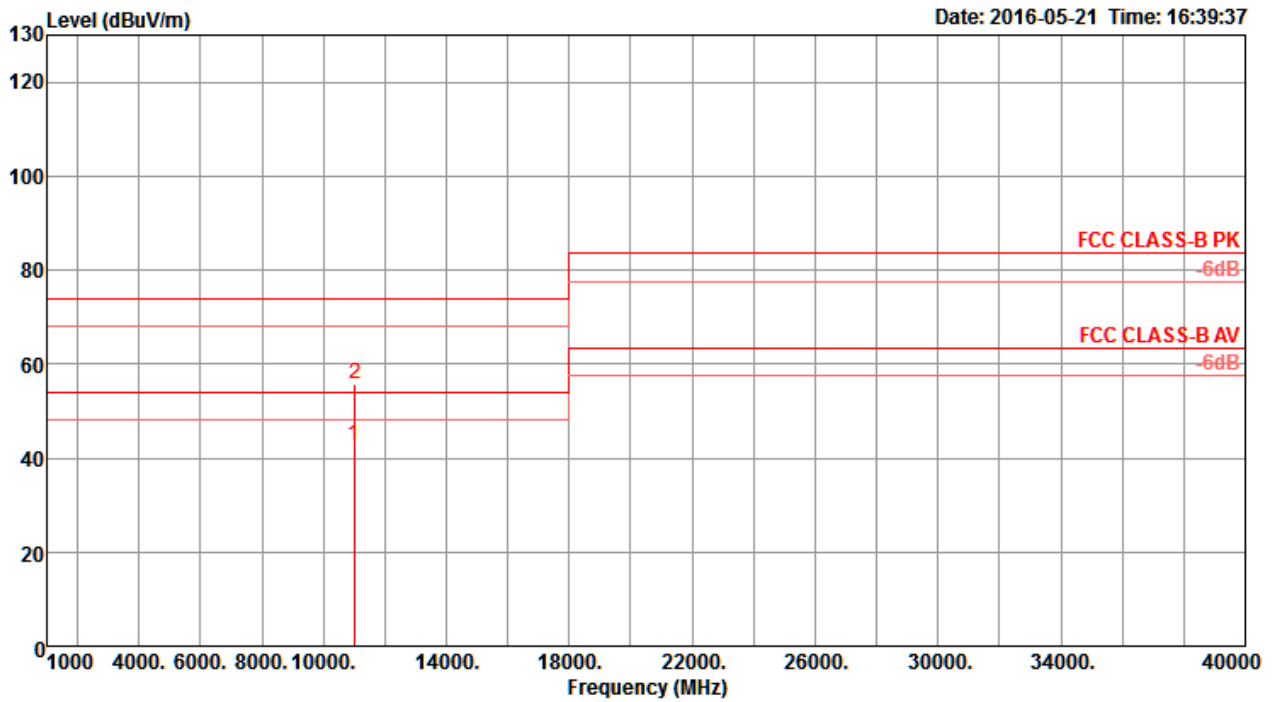


	Freq	Level	Limit	Over	Read	CableAntenna	Preamp	T/Pos	A/Pos	Remark	Pol/Phase
	MHz	dBuV/m	dBuV/m	dB	dBuV	dB	dB/m	dB	deg	cm	
1	10600.96	42.70	54.00	-11.30	29.41	9.74	38.50	34.95	39	266 Average	VERTICAL
2	10617.95	55.17	74.00	-18.83	41.86	9.74	38.50	34.93	39	266 Peak	VERTICAL



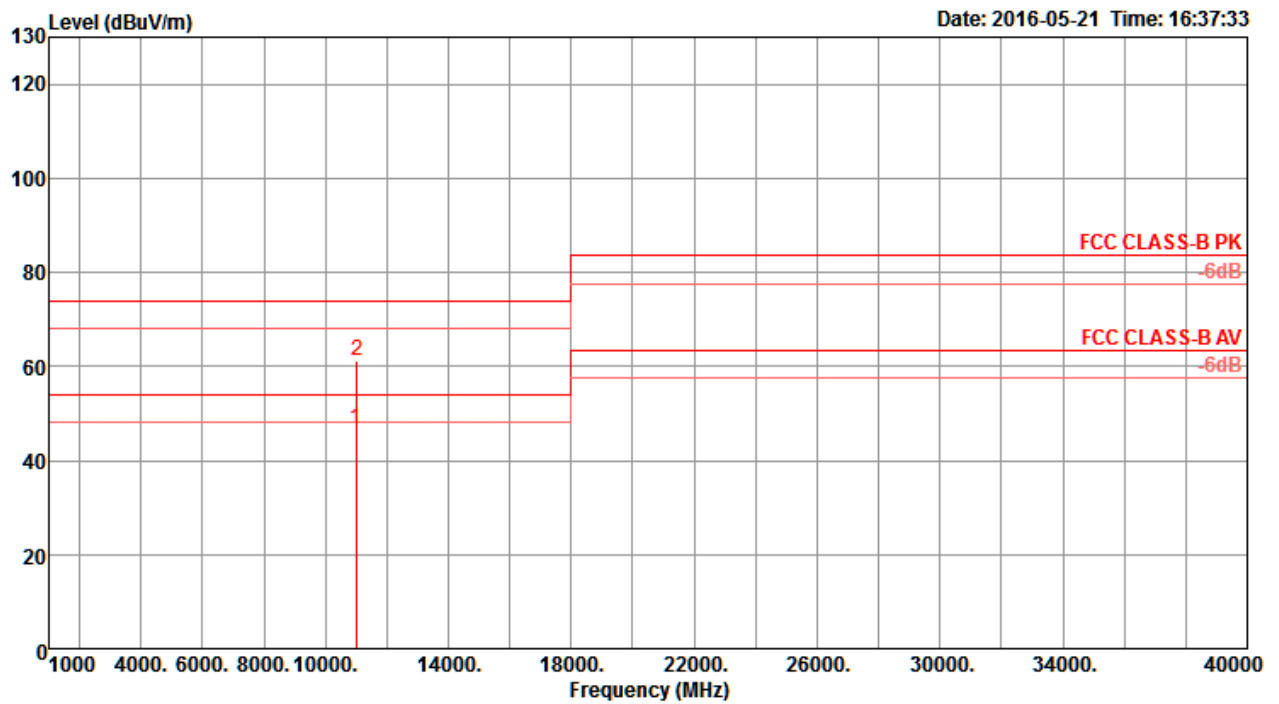
Temperature	22°C	Humidity	56%
Test Engineer	Peter Wu & Gary Chu	Configurations	IEEE 802.11ac MCS0/Nss1 VHT40 CH 102 / Chain 1 + Chain 2 + Chain 3 + Chain 4
Test Mode	Mode 2		

Horizontal



	Freq	Level	Limit	Over	Read	CableAntenna	Preamp	T/Pos	A/Pos	Remark	Pol/Phase
	MHz	dBuV/m	dBuV/m	dB	dBuV	Loss	Factor	Factor	deg	cm	
1	11010.71	42.79	54.00	-11.21	29.27	9.68	38.50	34.66	300	266 Average	HORIZONTAL
2	11026.09	55.63	74.00	-18.37	42.11	9.68	38.50	34.66	300	266 Peak	HORIZONTAL

Vertical

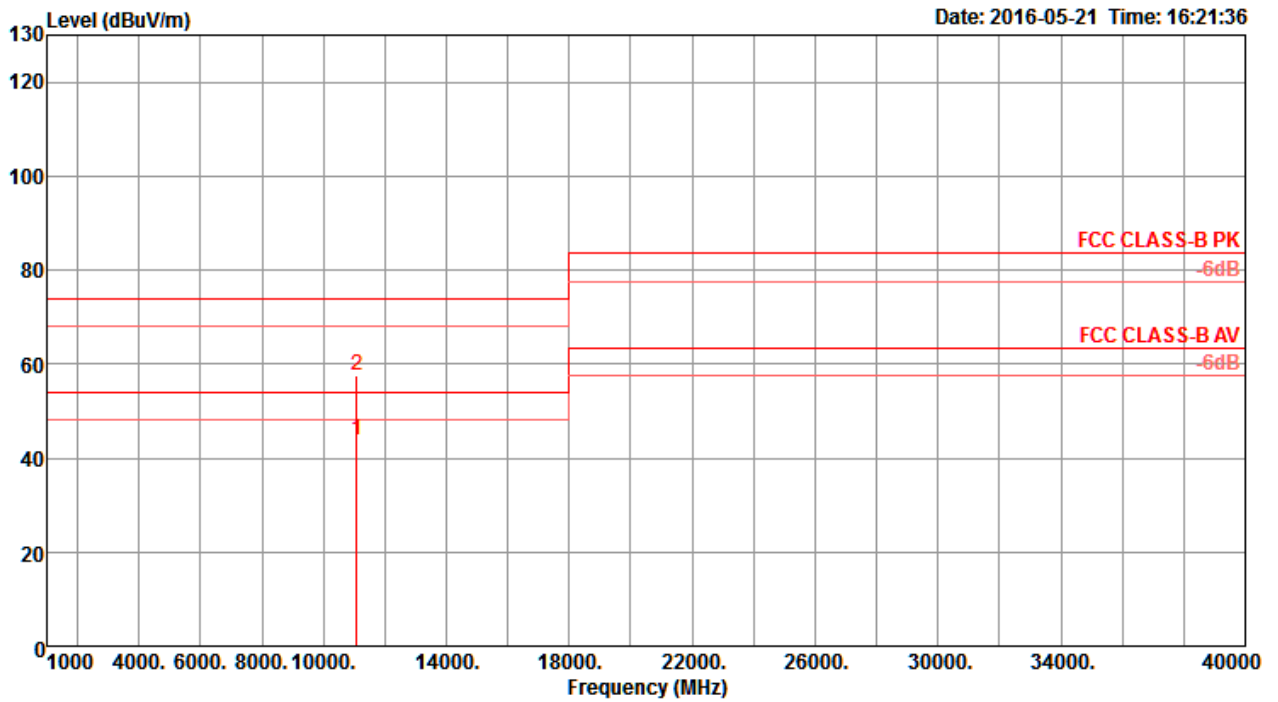


	Freq	Level	Limit	Over	Read	CableAntenna	Preamp	T/Pos	A/Pos	Remark	Pol/Phase
	MHz	dBuV/m	dBuV/m	dB	dBuV	dB	dB/m	dB	deg	cm	
1	11012.31	46.59	54.00	-7.41	33.07	9.68	38.50	34.66	86	227 Average	VERTICAL
2	11020.58	61.24	74.00	-12.76	47.72	9.68	38.50	34.66	86	227 Peak	VERTICAL



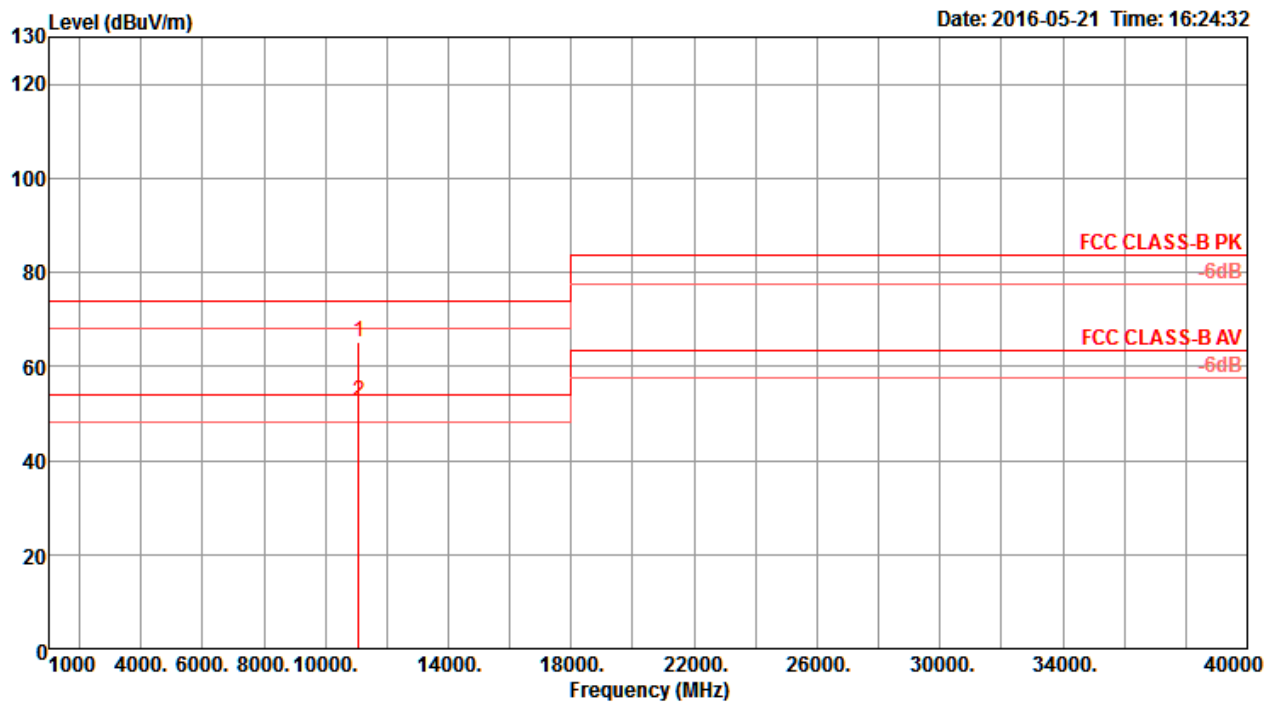
Temperature	22°C	Humidity	56%
Test Engineer	Peter Wu & Gary Chu	Configurations	IEEE 802.11ac MCS0/Nss1 VHT40 CH 110 / Chain 1 + Chain 2 + Chain 3 + Chain 4
Test Mode	Mode 2		

Horizontal



	Freq	Level	Limit	Over	Read	Cable	Antenna	Preamp	T/Pos	A/Pos	Remark	Pol/Phase
	MHz	dBuV/m	dBuV/m	dB	dBuV	dB	dB/m	dB	deg	cm		
1	11087.82	43.80	54.00	-10.20	30.28	9.67	38.50	34.65	164	215	Average	HORIZONTAL
2	11088.97	57.61	74.00	-16.39	44.09	9.67	38.50	34.65	164	215	Peak	HORIZONTAL

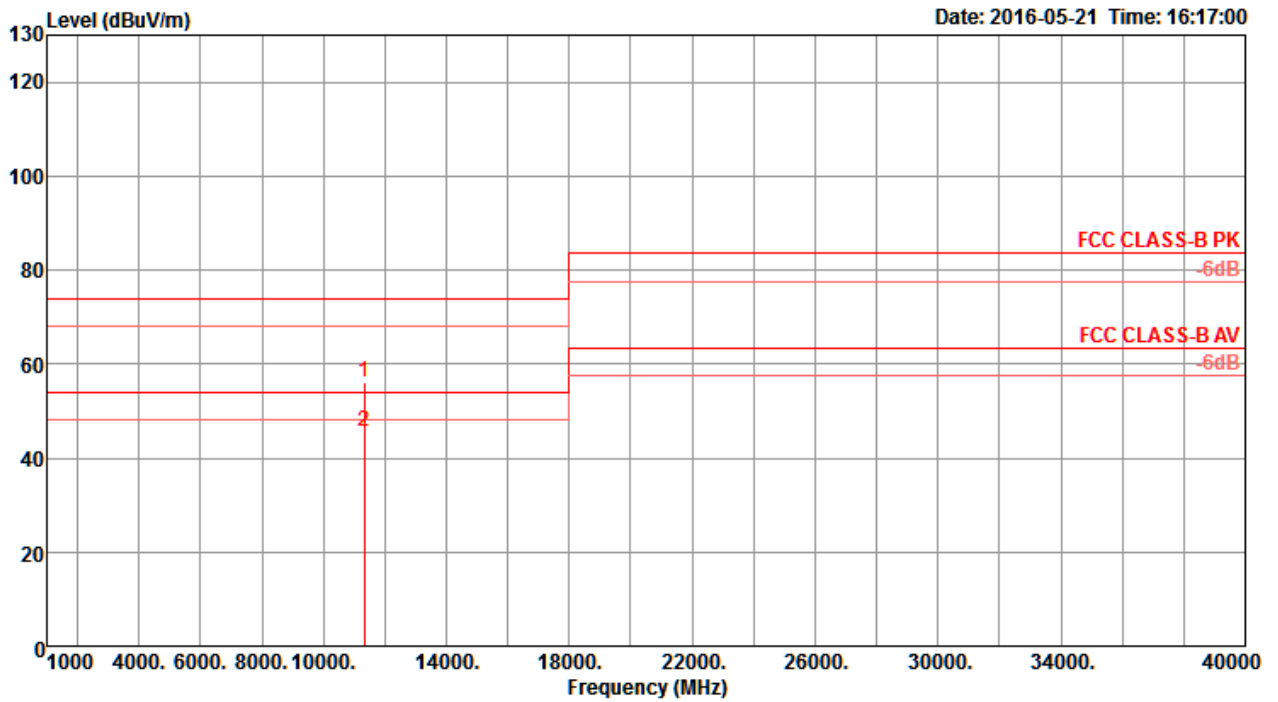
Vertical



	Freq	Level	Limit	Over	Read	CableAntenna	Preamp	T/Pos	A/Pos	Remark	Pol/Phase
	MHz	dBuV/m	dBuV/m	dB	dBuV	dB	dB/m	dB	deg	cm	
1	11086.47	65.05	74.00	-8.95	51.53	9.67	38.50	34.65	78	219 Peak	VERTICAL
2	11087.44	52.35	54.00	-1.65	38.83	9.67	38.50	34.65	78	219 Average	VERTICAL

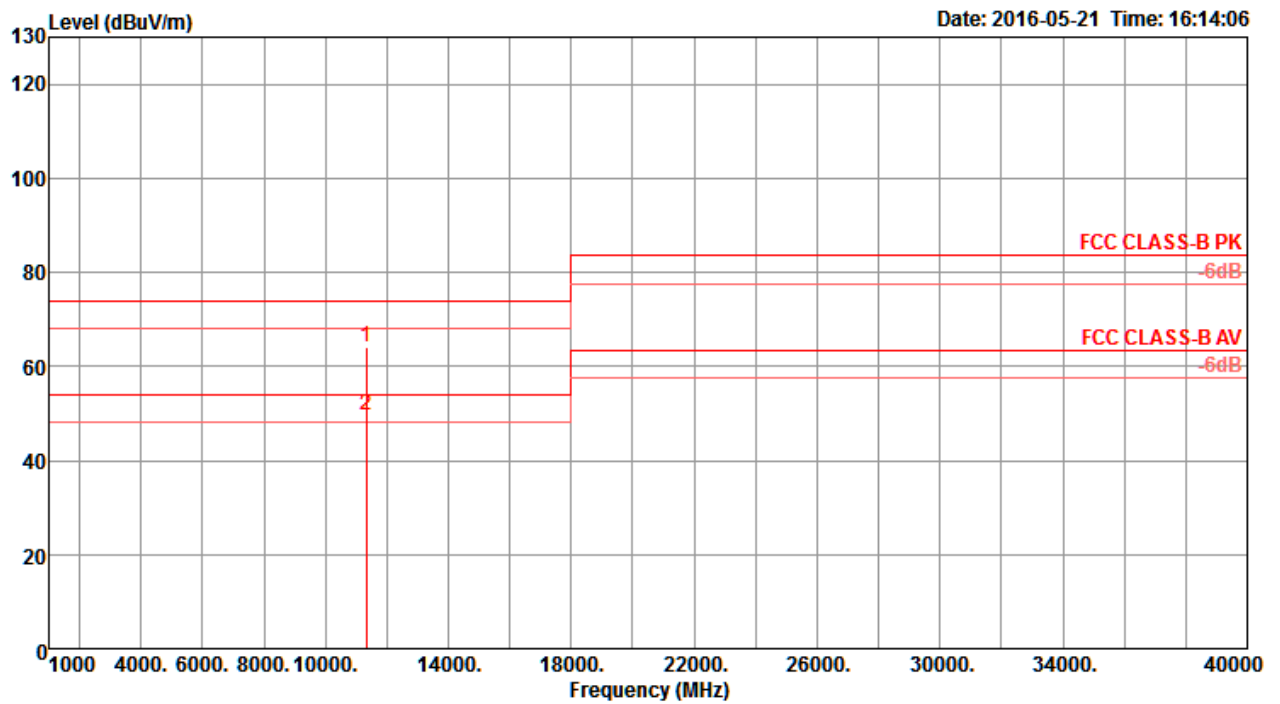
Temperature	22°C	Humidity	56%
Test Engineer	Peter Wu & Gary Chu	Configurations	IEEE 802.11ac MCS0/Nss1 VHT40 CH 134 / Chain 1 + Chain 2 + Chain 3 + Chain 4
Test Mode	Mode 2		

Horizontal



	Freq	Level	Limit	Over	Read	CableAntenna	Preamp	T/Pos	A/Pos	Remark	Pol/Phase	
	MHz	dBuV/m	dBuV/m	dB	dBuV	Loss	Factor	Factor	deg	cm		
1	11328.46	56.08	74.00	-17.92	42.57	9.64	38.50	34.63	216	195	Peak	HORIZONTAL
2	11331.35	45.51	54.00	-8.49	32.00	9.64	38.50	34.63	216	195	Average	HORIZONTAL

Vertical

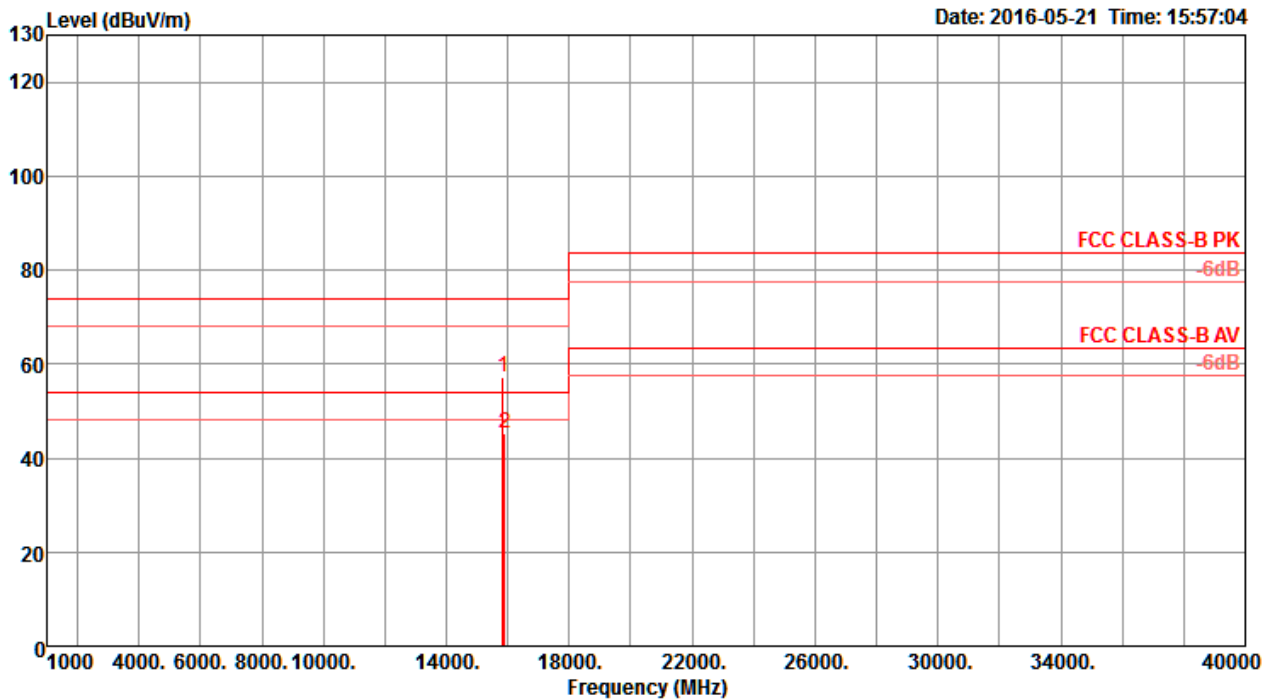


	Freq	Level	Limit	Over	Read	CableAntenna	Preamp	T/Pos	A/Pos	Remark	Pol/Phase	
	MHz	dBuV/m	dBuV/m	dB	dBuV	dB	dB/m	dB	deg	cm		
1	11330.77	64.27	74.00	-9.73	50.76	9.64	38.50	34.63	72	210	Peak	VERTICAL
2	11331.92	49.69	54.00	-4.31	36.18	9.64	38.50	34.63	72	210	Average	VERTICAL



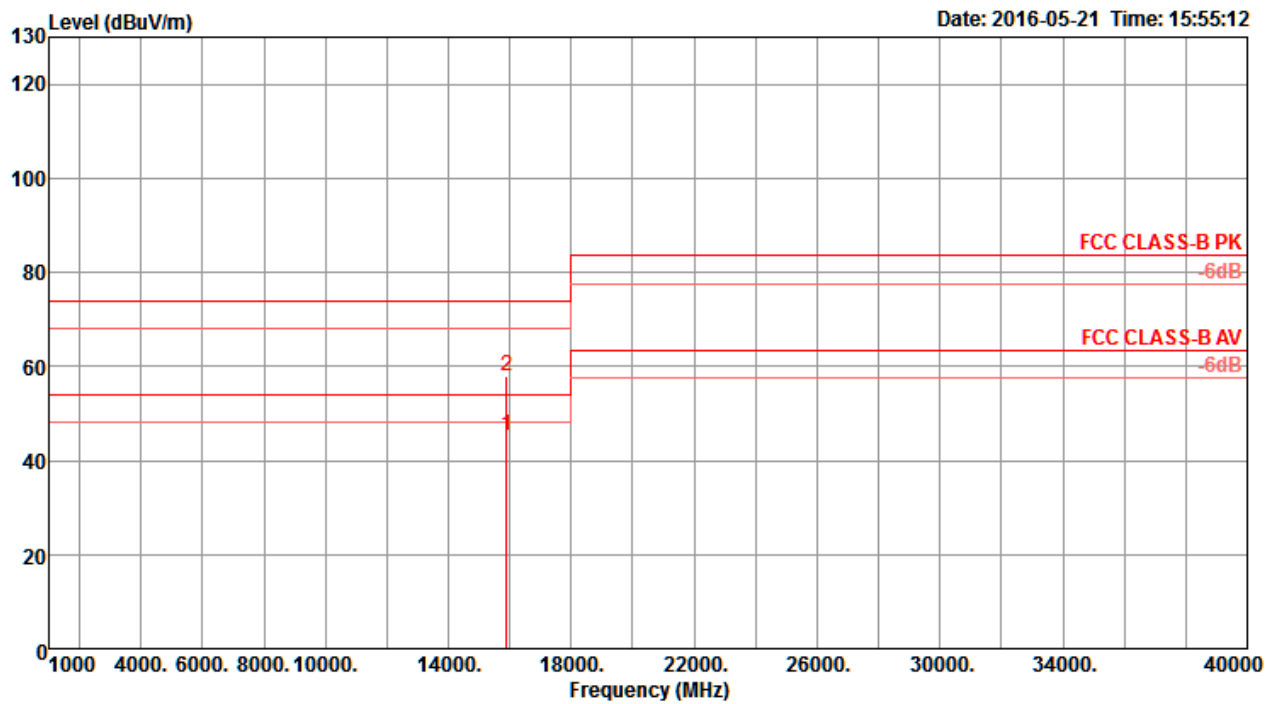
Temperature	22°C	Humidity	56%
Test Engineer	Peter Wu & Gary Chu	Configurations	IEEE 802.11ac MCS0/Nss1 VHT80 CH 58 / Chain 1 + Chain 2 + Chain 3 + Chain 4
Test Mode	Mode 2		

Horizontal



	Freq	Level	Limit	Over	Read	CableAntenna	Preamp	T/Pos	A/Pos	Remark	Pol/Phase
	MHz	dBuV/m	dBuV/m	dB	dBuV	dB	dB/m	deg	cm		
1	15845.26	57.27	74.00	-16.73	42.24	11.31	38.61	34.89	287	210 Peak	HORIZONTAL
2	15898.85	45.16	54.00	-8.84	30.11	11.32	38.67	34.94	287	210 Average	HORIZONTAL

Vertical

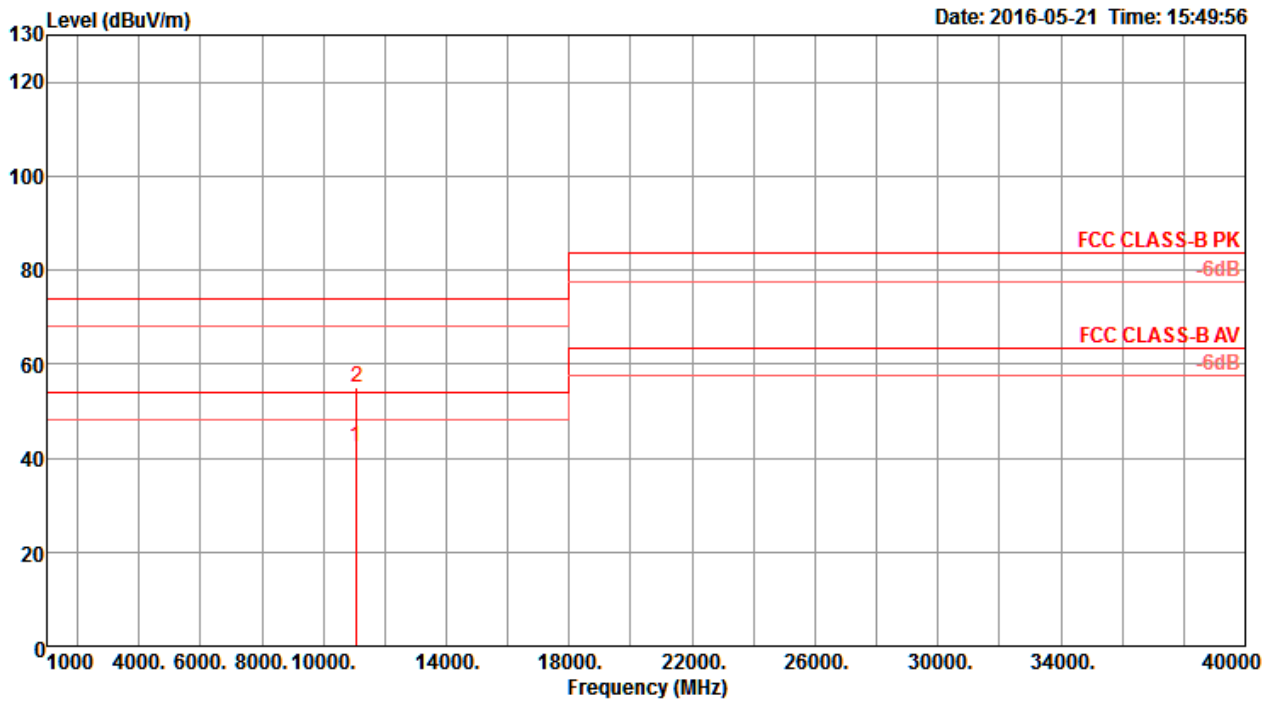


	Freq	Level	Limit	Over	Read	CableAntenna	Preamp	T/Pos	A/Pos	Remark	Pol/Phase	
	MHz	dBuV/m	dBuV/m	dB	dBuV	dB	dB/m	dB	deg	cm		
1	15890.38	45.19	54.00	-8.81	30.14	11.32	38.67	34.94	56	270	Average	VERTICAL
2	15905.64	57.93	74.00	-16.07	42.88	11.32	38.67	34.94	56	270	Peak	VERTICAL



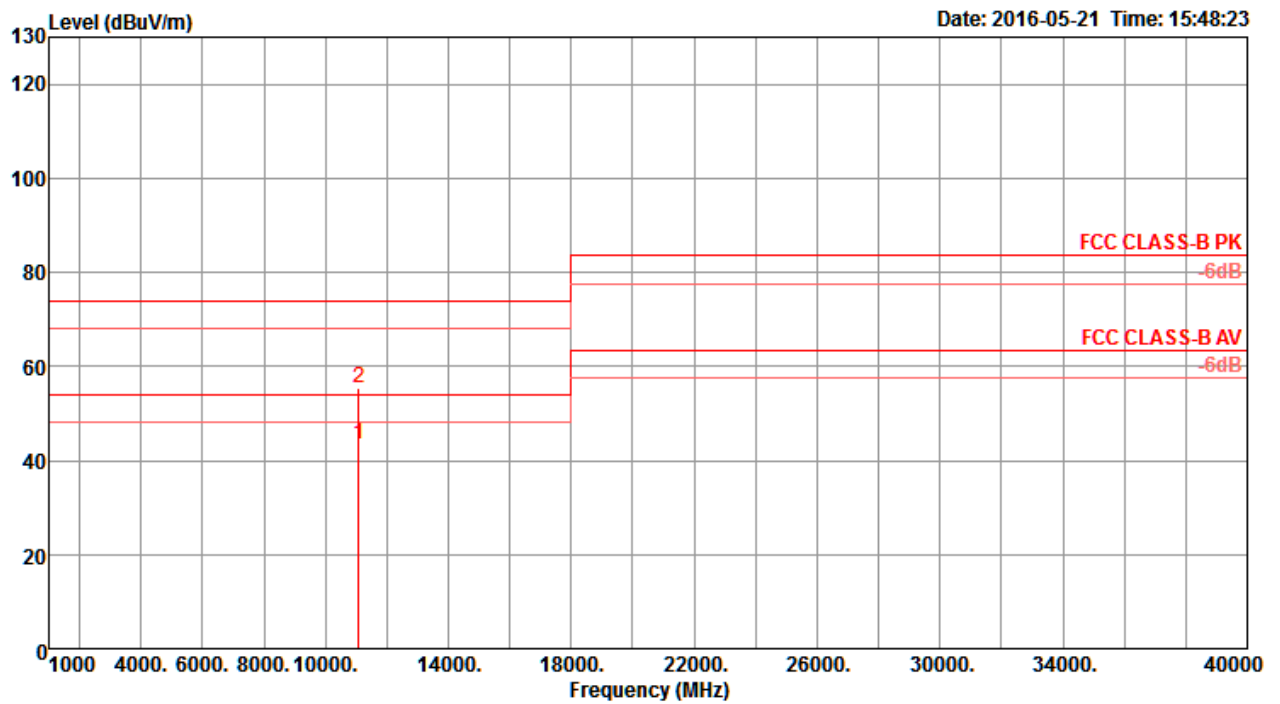
Temperature	22°C	Humidity	56%
Test Engineer	Peter Wu & Gary Chu	Configurations	IEEE 802.11ac MCS0/Nss1 VHT80 CH 106 / Chain 1 + Chain 2 + Chain 3 + Chain 4
Test Mode	Mode 2		

Horizontal



	Freq	Level	Limit	Over	Read	Cable	Antenna	Preamp	T/Pos	A/Pos	Remark	Pol/Phase
	MHz	dBuV/m	dBuV/m	dB	dBuV	dB	dB/m	dB	deg	cm		
1	11059.87	42.36	54.00	-11.64	28.84	9.68	38.50	34.66	323	246	Average	HORIZONTAL
2	11088.08	55.01	74.00	-18.99	41.49	9.67	38.50	34.65	323	246	Peak	HORIZONTAL

Vertical

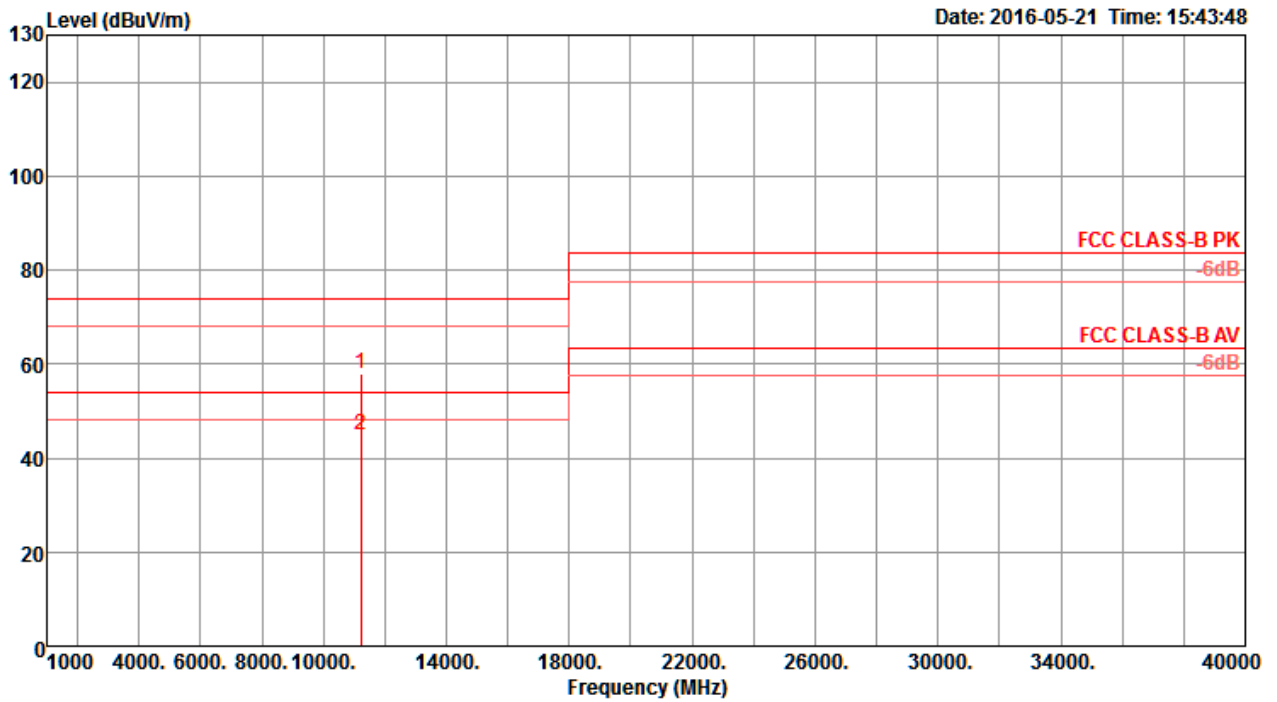


	Freq	Level	Limit	Over	Read	CableAntenna	Preamp	T/Pos	A/Pos	Remark	Pol/Phase
	MHz	dBuV/m	dBuV/m	dB	dBuV	dB	dB/m	dB	deg	cm	
1	11084.36	43.51	54.00	-10.49	29.99	9.67	38.50	34.65	120	237 Average	VERTICAL
2	11095.64	55.47	74.00	-18.53	41.95	9.67	38.50	34.65	120	237 Peak	VERTICAL



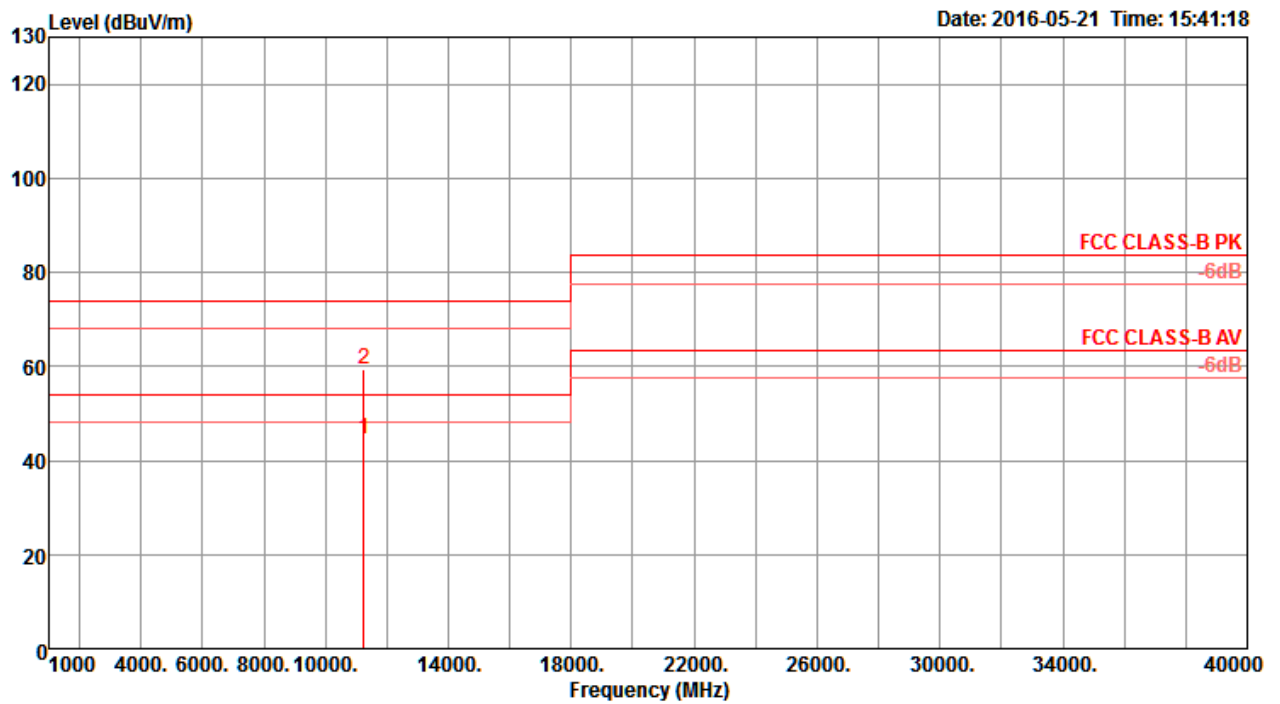
Temperature	22°C	Humidity	56%
Test Engineer	Peter Wu & Gary Chu	Configurations	IEEE 802.11ac MCS0/Nss1 VHT80 CH 122 / Chain 1 + Chain 2 + Chain 3 + Chain 4
Test Mode	Mode 2		

Horizontal



	Freq	Level	Limit	Over	Read	Cable	Antenna	Preamp	T/Pos	A/Pos	Remark	Pol/Phase
	MHz	dBuV/m	dBuV/m	dB	dBuV	Loss	Factor	Factor	deg	cm		
1	11210.51	57.84	74.00	-16.16	44.32	9.66	38.50	34.64	166	213	Peak	HORIZONTAL
2	11210.51	44.83	54.00	-9.17	31.31	9.66	38.50	34.64	166	213	Average	HORIZONTAL

Vertical

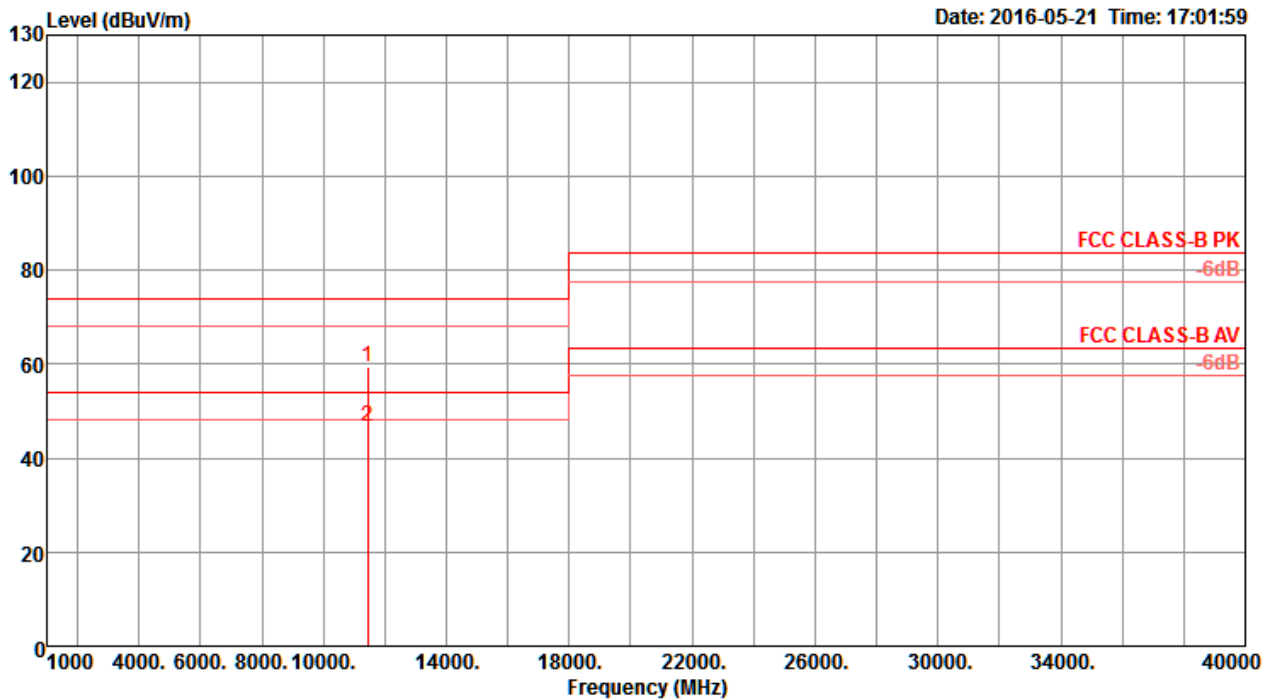


	Freq	Level	Limit Line	Over Limit	Read Level	CableAntenna Loss	Antenna Factor	Preamp Factor	T/Pos	A/Pos	Remark	Pol/Phase
	MHz	dBuV/m	dBuV/m	dB	dBuV	dB	dB/m	dB	deg	cm		
1	11235.51	44.50	54.00	-9.50	30.99	9.65	38.50	34.64	156	205	Average	VERTICAL
2	11251.15	59.30	74.00	-14.70	45.79	9.65	38.50	34.64	156	205	Peak	VERTICAL

Straddle Channel

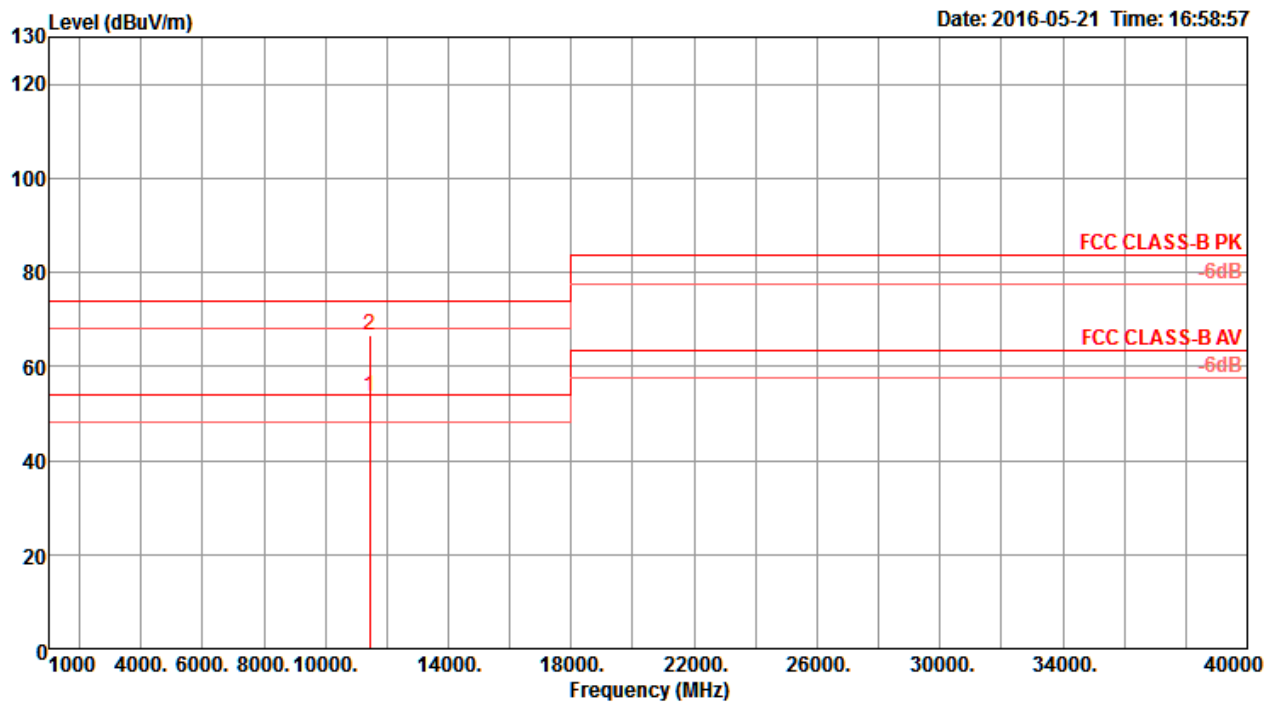
Temperature	22°C	Humidity	56%
Test Engineer	Peter Wu & Gary Chu	Configurations	IEEE 802.11ac MCS0/Nss1 VHT20 CH 144 / Chain 1 + Chain 2 + Chain 3 + Chain 4
Test Mode	Mode 2		

Horizontal



	Freq	Level	Limit	Over	Read	CableAntenna	Preamp	T/Pos	A/Pos	Remark	Pol/Phase
	MHz	dBuV/m	dBuV/m	dB	dBuV	dB	dB/m	deg	cm		
1	11432.44	59.22	74.00	-14.78	45.72	9.63	38.50	34.63	177	220 Peak	HORIZONTAL
2	11443.78	46.88	54.00	-7.12	33.37	9.63	38.50	34.62	177	220 Average	HORIZONTAL

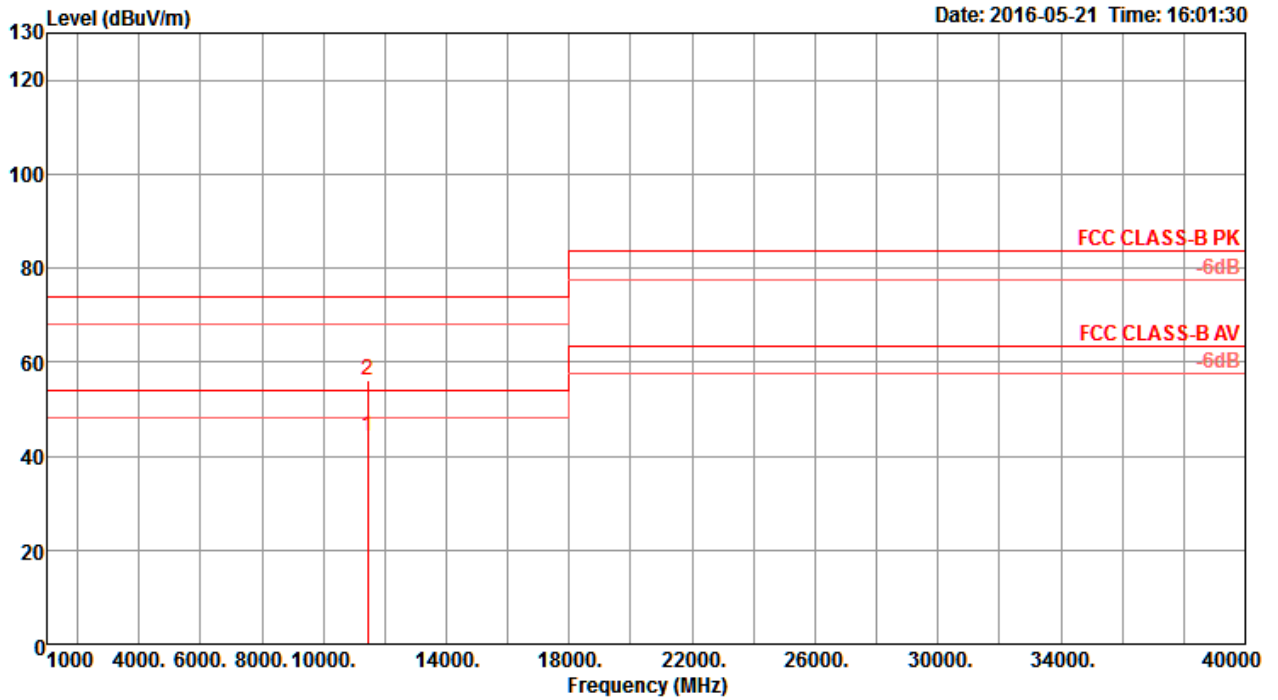
Vertical



	Freq	Level	Limit	Over	Read	CableAntenna	Preamp	T/Pos	A/Pos	Remark	Pol/Phase
	MHz	dBuV/m	dBuV/m	dB	dBuV	dB	dB/m	dB	deg	cm	
1	11434.94	53.67	54.00	-0.33	40.16	9.63	38.50	34.62	74	208 Average	VERTICAL
2	11435.58	66.76	74.00	-7.24	53.25	9.63	38.50	34.62	74	208 Peak	VERTICAL

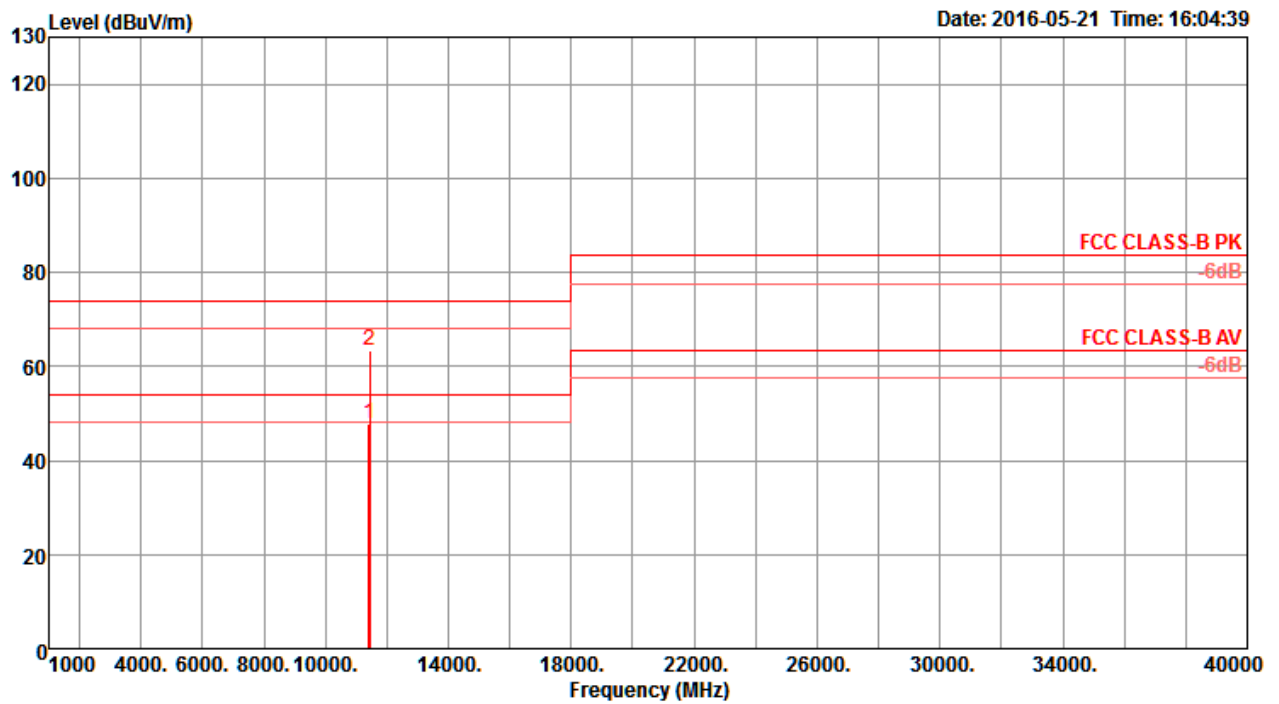
Temperature	22°C	Humidity	56%
Test Engineer	Peter Wu & Gary Chu	Configurations	IEEE 802.11ac MCS0/Nss1 VHT40 CH 142 / Chain 1 + Chain 2 + Chain 3 + Chain 4
Test Mode	Mode 2		

Horizontal



	Freq	Level	Limit	Over	Read	Cable	Antenna	Preamp	T/Pos	A/Pos	Remark	Pol/Phase
	MHz	dBuV/m	dBuV/m	dB	dBuV	Loss	Factor	Factor	deg	cm		
1	11433.53	44.28	54.00	-9.72	30.78	9.63	38.50	34.63	62	222	Average	HORIZONTAL
2	11437.37	56.08	74.00	-17.92	42.57	9.63	38.50	34.62	62	222	Peak	HORIZONTAL

Vertical

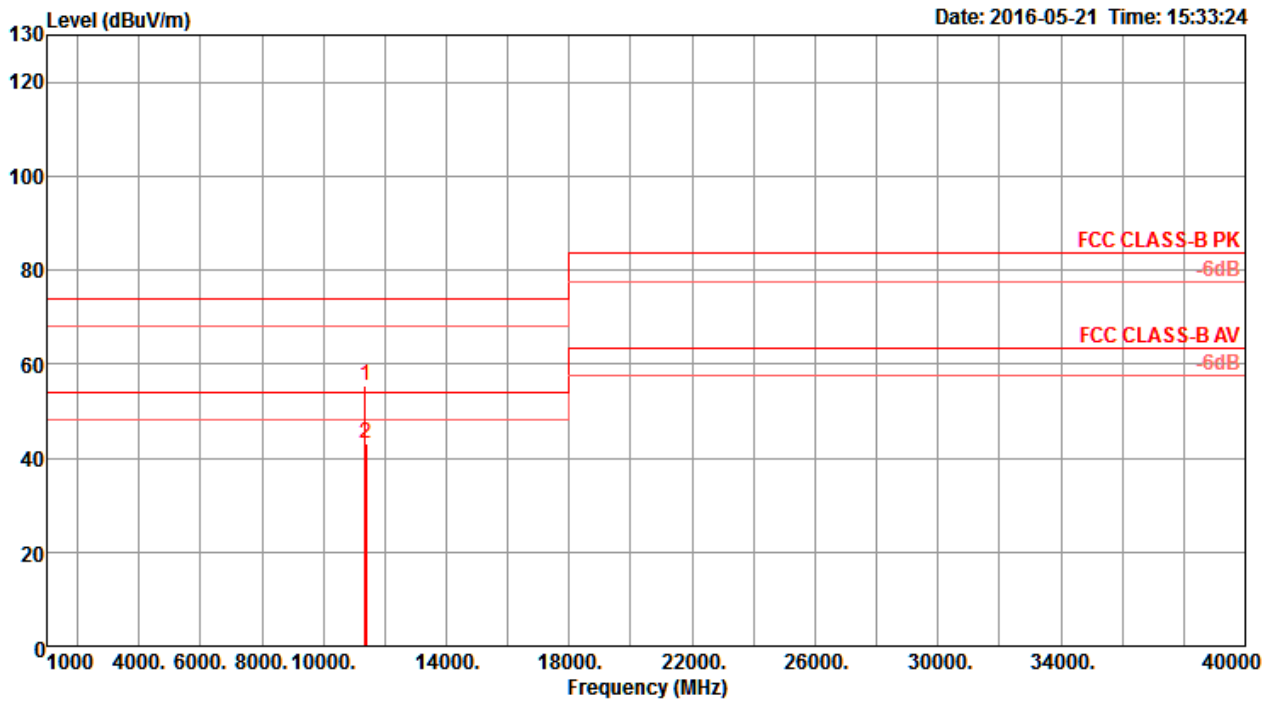


	Freq	Level	Limit Line	Over Limit	Read Level	CableAntenna Loss	Preamp Factor	T/Pos	A/Pos	Remark	Pol/Phase	
	MHz	dBuV/m	dBuV/m	dB	dBuV	dB	dB/m	dB	deg	cm		
1	11412.82	47.77	54.00	-6.23	34.27	9.63	38.50	34.63	133	210	Average	VERTICAL
2	11433.97	63.31	74.00	-10.69	49.80	9.63	38.50	34.62	133	210	Peak	VERTICAL



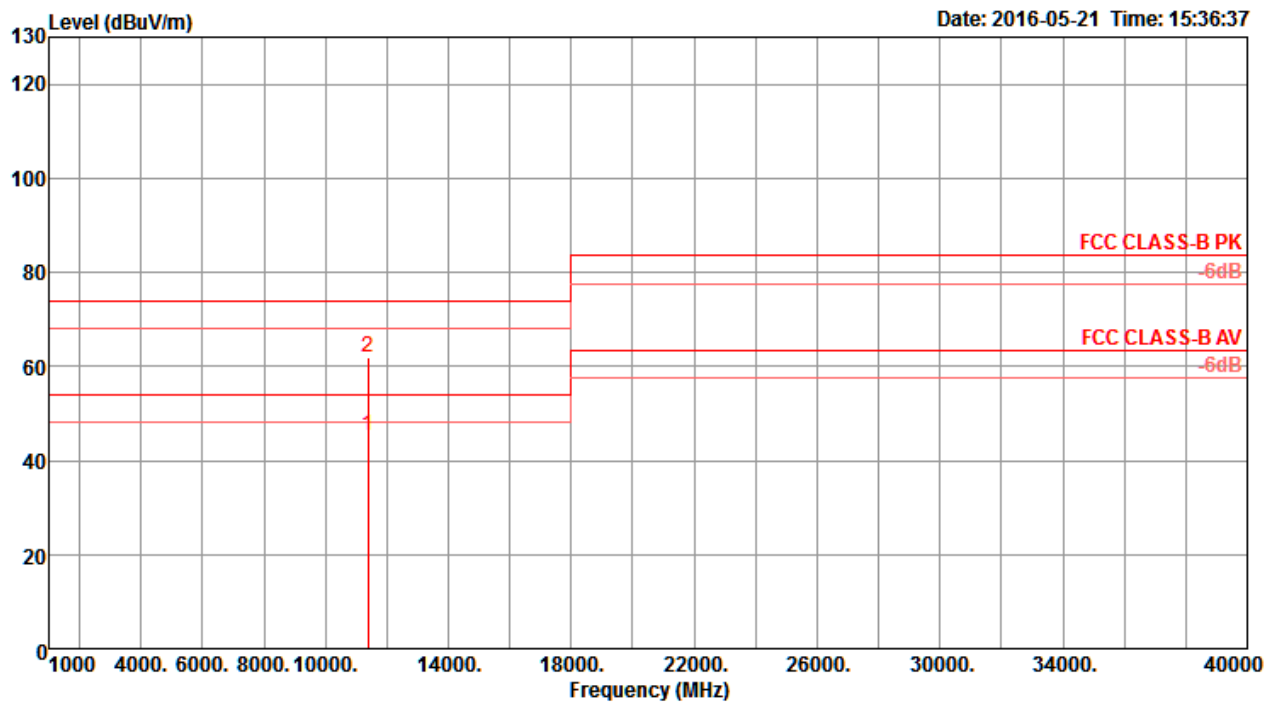
Temperature	22°C	Humidity	56%
Test Engineer	Peter Wu & Gary Chu	Configurations	IEEE 802.11ac MCS0/Nss1 VHT80 CH 138 / Chain 1 + Chain 2 + Chain 3 + Chain 4
Test Mode	Mode 2		

Horizontal



	Freq	Level	Limit	Over	Read	CableAntenna	Preamp	T/Pos	A/Pos	Remark	Pol/Phase	
	MHz	dBuV/m	dBuV/m	dB	dBuV	dB	dB/m	dB	deg	cm		
1	11349.87	55.48	74.00	-18.52	41.97	9.64	38.50	34.63	291	165	Peak	HORIZONTAL
2	11391.41	42.98	54.00	-11.02	29.48	9.63	38.50	34.63	291	165	Average	HORIZONTAL

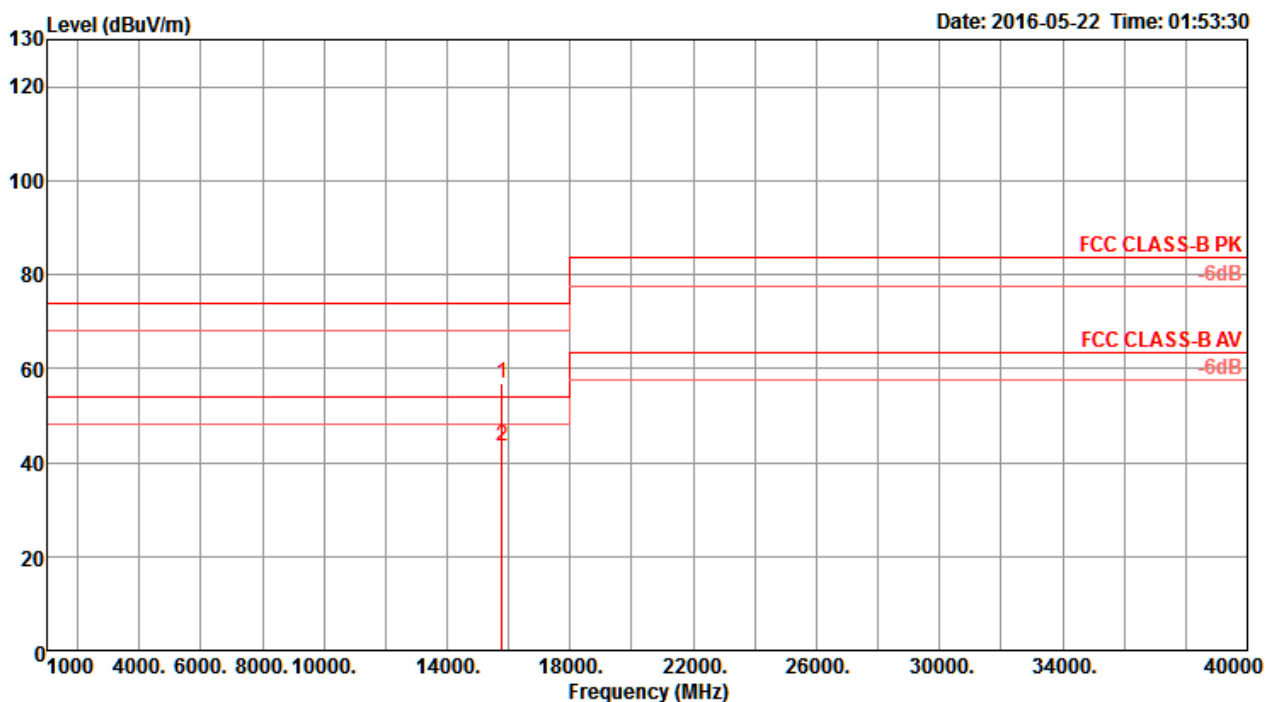
Vertical



	Freq	Level	Limit	Over	Read	CableAntenna	Preamp	T/Pos	A/Pos	Remark	Pol/Phase
	MHz	dBuV/m	dBuV/m	dB	dBuV	dB	dB/m	dB	deg	cm	
1	11390.64	45.22	54.00	-8.78	31.72	9.63	38.50	34.63	81	170 Average	VERTICAL
2	11391.28	61.86	74.00	-12.14	48.36	9.63	38.50	34.63	81	170 Peak	VERTICAL

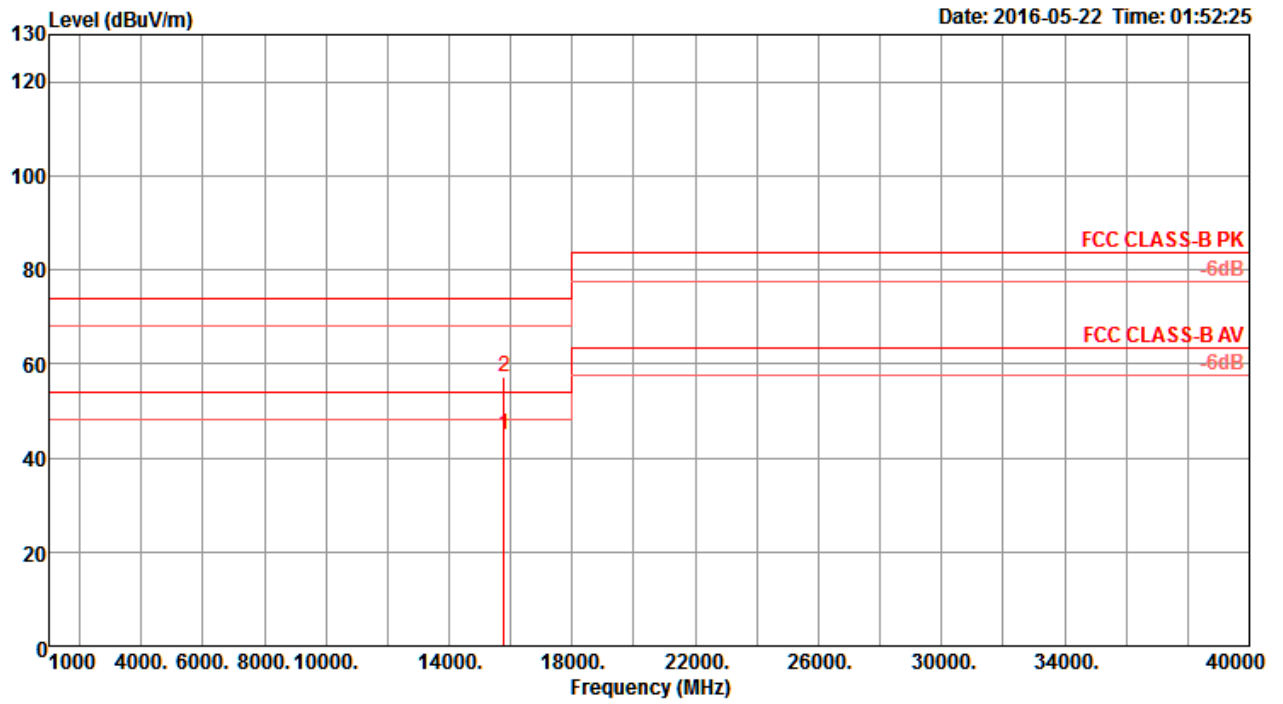
Temperature	22°C	Humidity	56%
Test Engineer	Peter Wu & Gary Chu	Configurations	IEEE 802.11ac MCS0/Nss2 VHT20 CH 52 / Chain 1 + Chain 2 + Chain 3 + Chain 4
Test Mode	Mode 2		

Horizontal



	Freq	Level	Limit	Over	Read	Cable	Antenna	Preamp	T/Pos	A/Pos	Remark	Pol/Phase
	MHz	dBuV/m	dBuV/m	dB	dBuV	dB	dB/m	dB	deg	cm		
1	15779.57	56.96	74.00	-17.04	42.04	11.29	38.48	34.85	86	116	Peak	HORIZONTAL
2	15779.73	43.53	54.00	-10.47	28.61	11.29	38.48	34.85	86	116	Average	HORIZONTAL

Vertical

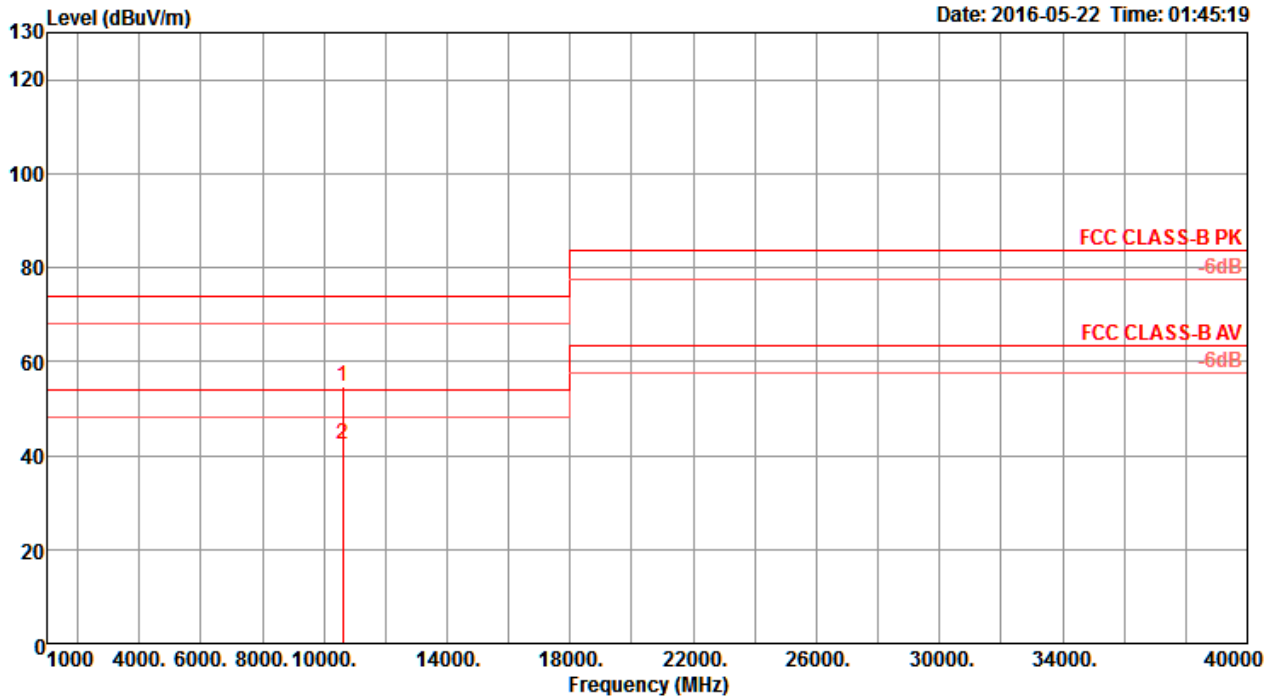


	Freq	Level	Limit	Over	Read	Cable	Antenna	Preamp	T/Pos	A/Pos	Remark	Pol/Phase
	MHz	dBuV/m	dBuV/m	dB	dBuV	dB	dB/m	dB	deg	cm		
1	15779.59	44.94	54.00	-9.06	30.02	11.29	38.48	34.85	220	140	Average	VERTICAL
2	15780.29	57.34	74.00	-16.66	42.42	11.29	38.48	34.85	220	140	Peak	VERTICAL



Temperature	22°C	Humidity	56%
Test Engineer	Peter Wu & Gary Chu	Configurations	IEEE 802.11ac MCS0/Nss2 VHT20 CH 60 / Chain 1 + Chain 2 + Chain 3 + Chain 4
Test Mode	Mode 2		

Horizontal



	Freq	Level	Limit	Over	Read	Cable	Antenna	Preamp	T/Pos	A/Pos	Remark	Pol/Phase
	MHz	dBuV/m	dBuV/m	dB	dBuV	dB	dB/m	dB	deg	cm		
1	10599.65	54.52	74.00	-19.48	41.23	9.74	38.50	34.95	185	112	Peak	HORIZONTAL
2	10600.17	42.24	54.00	-11.76	28.95	9.74	38.50	34.95	185	112	Average	HORIZONTAL