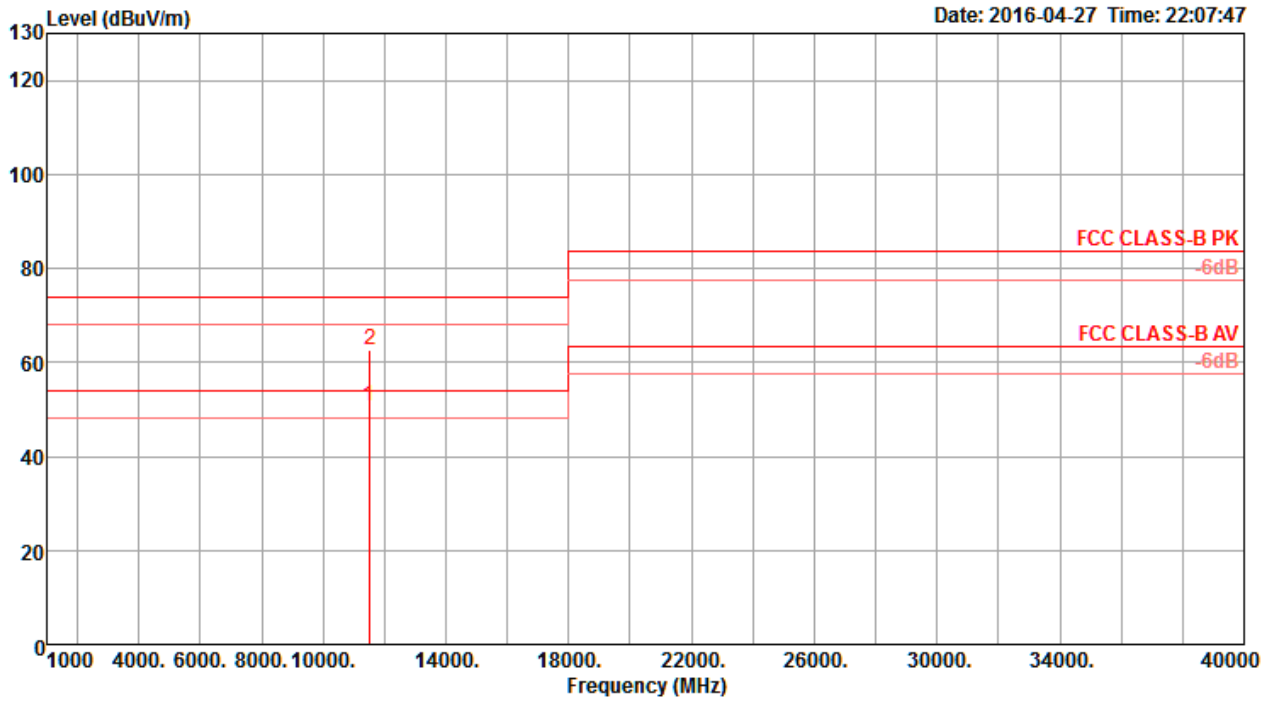


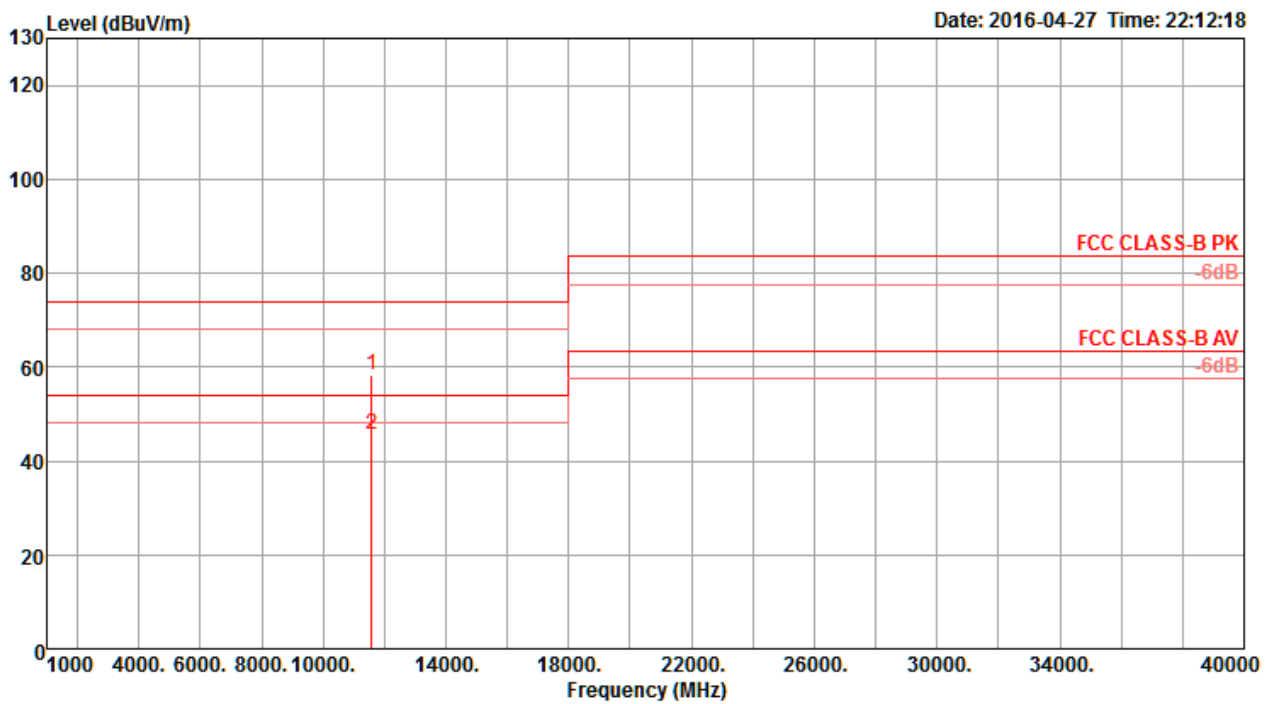
Vertical



	Freq	Level	Limit	Over	Read	CableAntenna	Preamp	T/Pos	A/Pos	Remark	Pol/Phase	
	MHz	dBuV/m	dBuV/m	dB	dBuV	dB	dB/m	dB	deg	cm		
1	11502.48	50.74	54.00	-3.26	37.24	9.62	38.50	34.62	33	249	Average	VERTICAL
2	11522.32	62.63	74.00	-11.37	49.14	9.61	38.51	34.63	33	249	Peak	VERTICAL

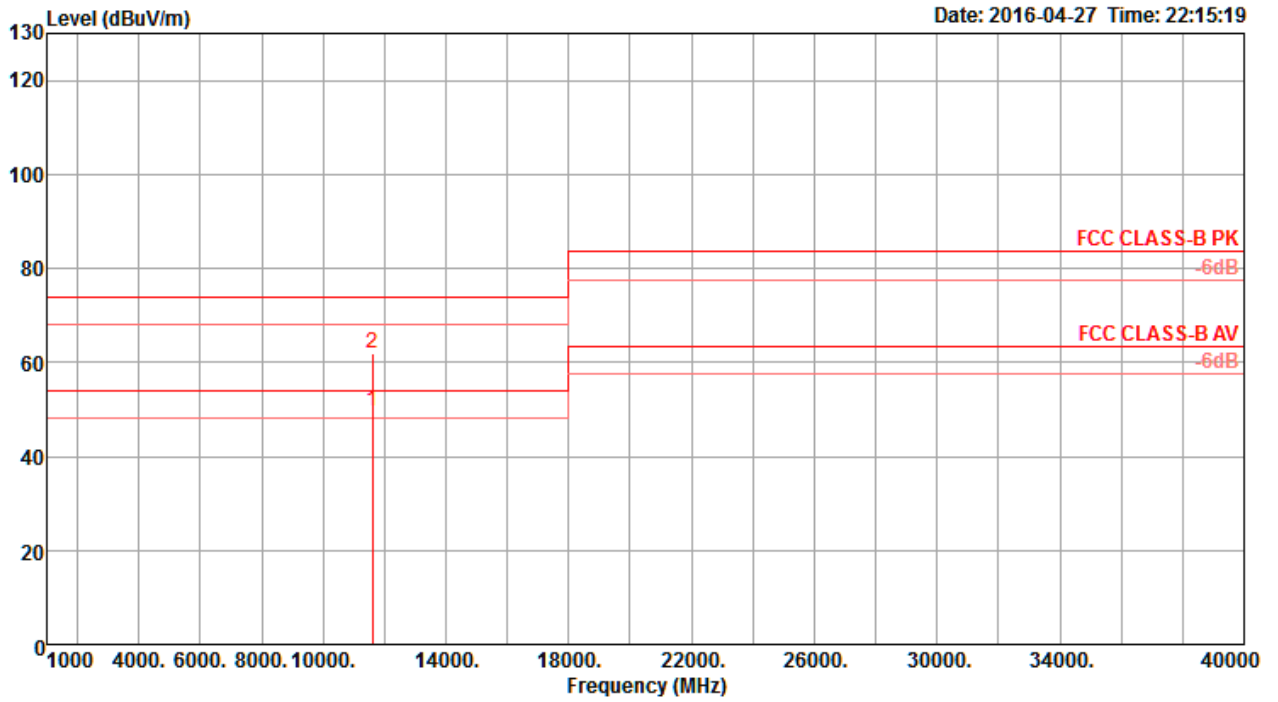
Temperature	22°C	Humidity	56%
Test Engineer	Nyle Chang & Peter Wu & Gary Chu & DK Chang & Eddie Weng & Stim Song & Brain Sun	Configurations	IEEE 802.11ac MCS0/Nss1 VHT40 CH 159 / Chain 1 + Chain 2 + Chain 3 + Chain 4
Test Mode	Mode 1		

Horizontal



	Freq	Level	Limit	Over	Read	Cable	Antenna	Preamp	T/Pos	A/Pos	Remark	Pol/Phase
	MHz	dBuV/m	dBuV/m	dB	dBuV	dB	dB/m	dB	deg	cm		
1	11585.84	58.15	74.00	-15.85	44.67	9.60	38.54	34.66	222	197	Peak	HORIZONTAL
2	11586.56	45.80	54.00	-8.20	32.32	9.60	38.54	34.66	222	197	Average	HORIZONTAL

Vertical

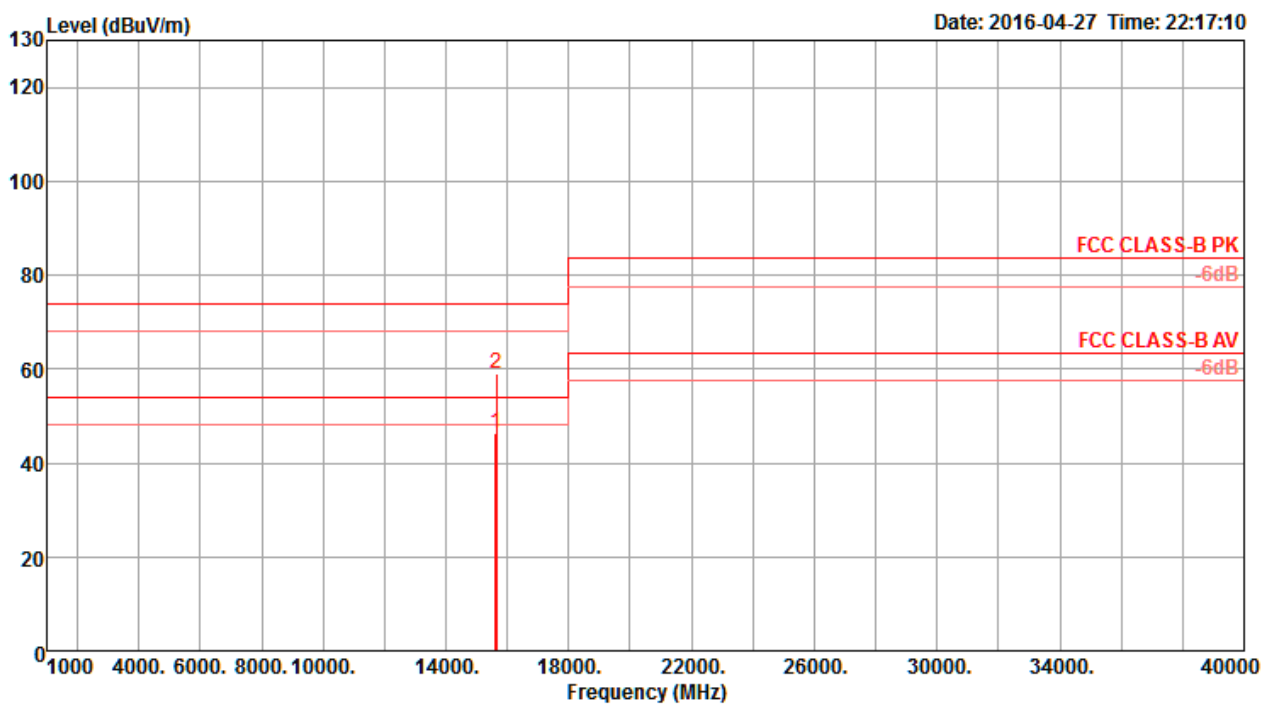


	Freq	Level	Limit	Over	Read	CableAntenna	Preamp	T/Pos	A/Pos	Remark	Pol/Phase	
	MHz	dBuV/m	dBuV/m	dB	dBuV	dB	dB/m	dB	deg	cm		
1	11601.92	49.54	54.00	-4.46	36.06	9.60	38.54	34.66	272	194	Average	VERTICAL
2	11602.08	62.00	74.00	-12.00	48.52	9.60	38.54	34.66	272	194	Peak	VERTICAL



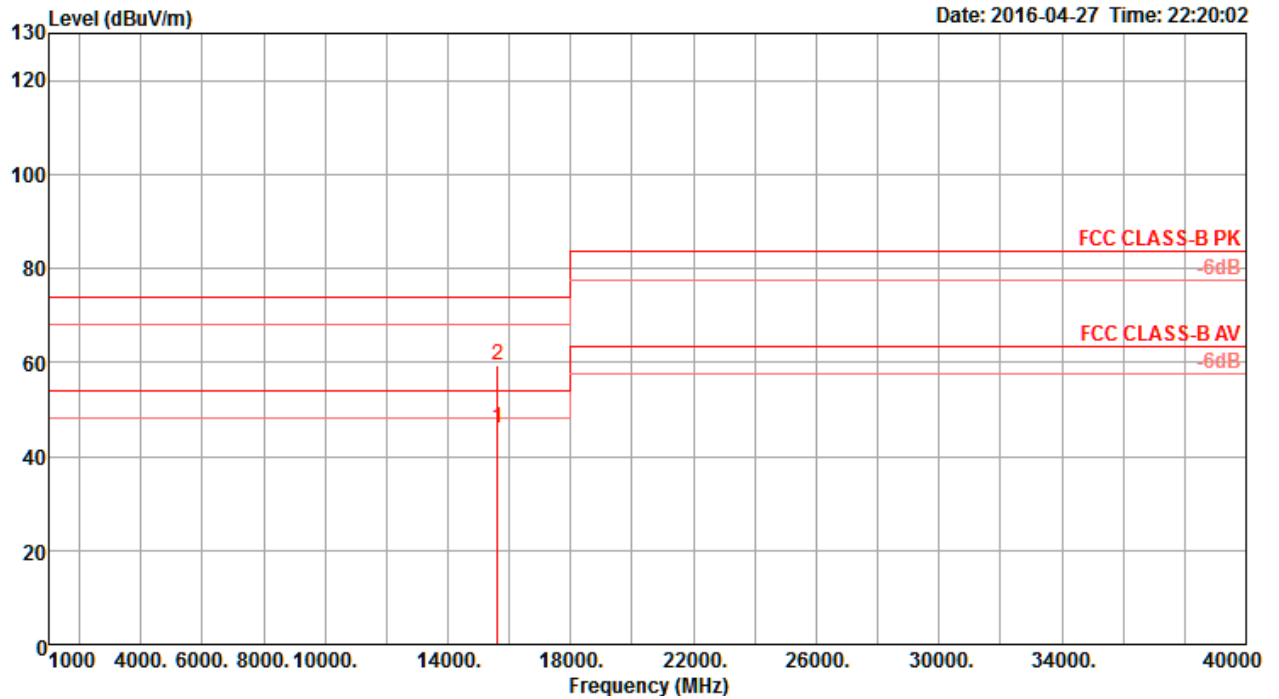
Temperature	22°C	Humidity	56%
Test Engineer	Nyle Chang & Peter Wu & Gary Chu & DK Chang & Eddie Weng & Stim Song & Brain Sun	Configurations	IEEE 802.11ac MCS0/Nss1 VHT80 CH 42 / Chain 1 + Chain 2 + Chain 3 + Chain 4
Test Mode	Mode 1		

Horizontal



	Freq	Level	Limit	Over	Read	Cable	Antenna	Preamp	T/Pos	A/Pos	Remark	Pol/Phase
	MHz	dBuV/m	dBuV/m	dB	dBuV	dB	dB/m	dB	deg	cm		
1	15622.40	46.26	54.00	-7.74	31.45	11.25	38.29	34.73	80	166	Average	HORIZONTAL
2	15647.76	59.03	74.00	-14.97	44.15	11.26	38.35	34.73	80	166	Peak	HORIZONTAL

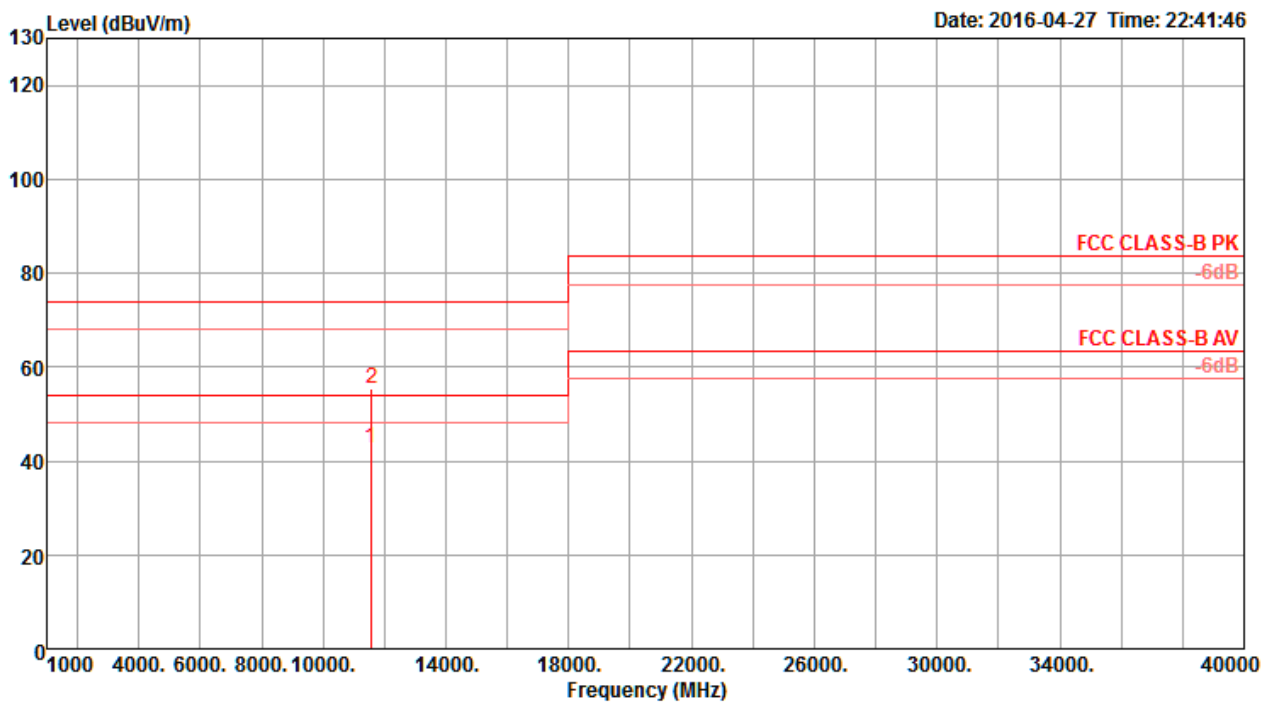
Vertical



	Freq	Level	Limit	Over	Read	CableAntenna	Preamp	T/Pos	A/Pos	Remark	Pol/Phase	
	MHz	dBuV/m	dBuV/m	dB	dBuV	dB	dB/m	dB	deg	cm		
1	15610.80	46.16	54.00	-7.84	31.35	11.25	38.29	34.73	316	221	Average	VERTICAL
2	15618.96	59.56	74.00	-14.44	44.75	11.25	38.29	34.73	316	221	Peak	VERTICAL

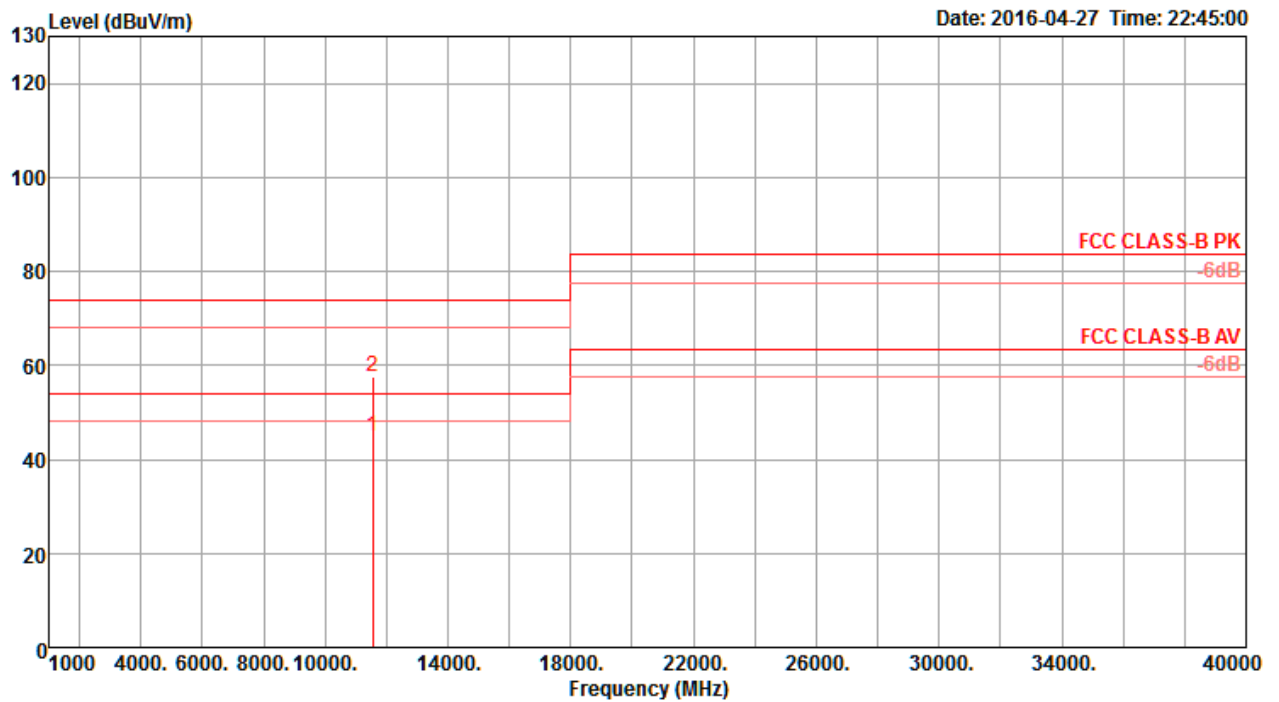
Temperature	22°C	Humidity	56%
Test Engineer	Nyle Chang & Peter Wu & Gary Chu & DK Chang & Eddie Weng & Stim Song & Brain Sun	Configurations	IEEE 802.11ac MCS0/Nss1 VHT80 CH 155 / Chain 1 + Chain 2 + Chain 3 + Chain 4
Test Mode	Mode 1		

Horizontal



	Freq	Level	Limit	Over	Read	Cable	Antenna	Preamp	T/Pos	A/Pos	Remark	Pol/Phase
	MHz	dBuV/m	dBuV/m	dB	dBuV	dB	dB/m	dB	deg	cm		
1	11545.76	42.56	54.00	-11.44	29.07	9.61	38.51	34.63	126	184	Average	HORIZONTAL
2	11566.80	55.29	74.00	-18.71	41.80	9.61	38.53	34.65	126	184	Peak	HORIZONTAL

Vertical

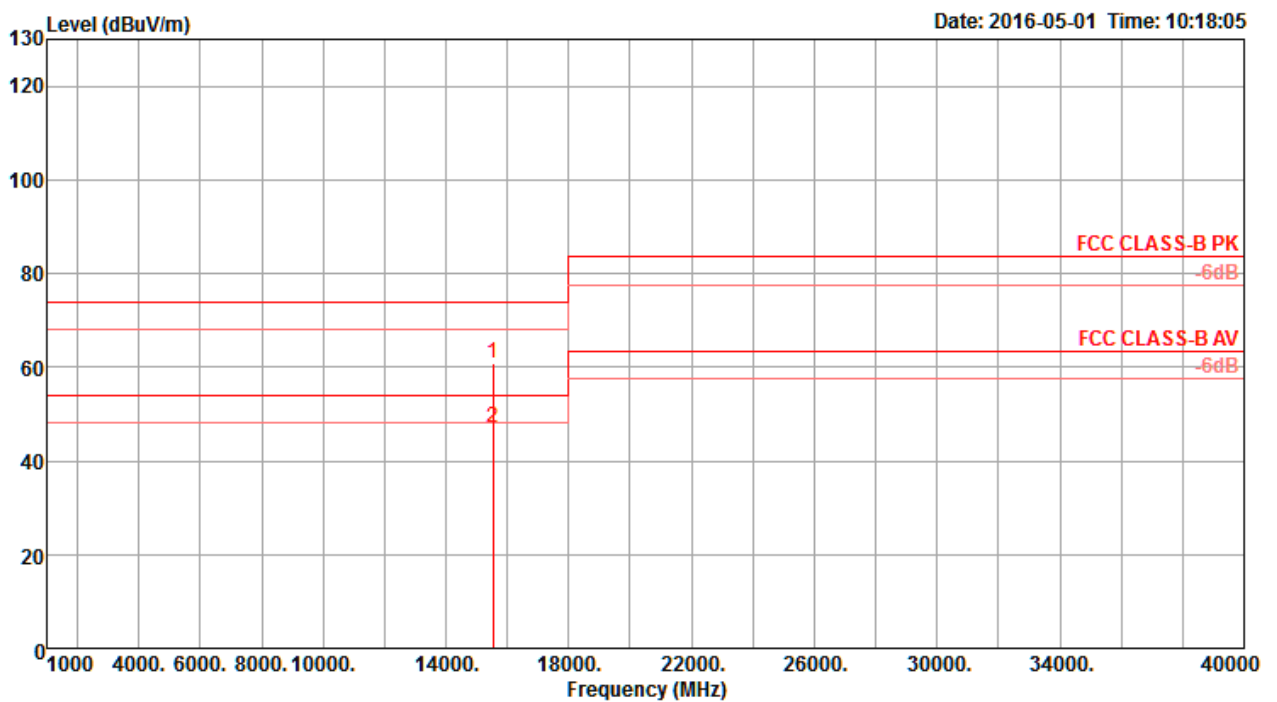


	Freq	Level	Limit	Over	Read	CableAntenna	Preamp	T/Pos	A/Pos	Remark	Pol/Phase	
	MHz	dBuV/m	dBuV/m	dB	dBuV	dB	dB/m	dB	deg	cm		
1	11543.12	45.01	54.00	-8.99	31.52	9.61	38.51	34.63	30	209	Average	VERTICAL
2	11543.84	57.43	74.00	-16.57	43.94	9.61	38.51	34.63	30	209	Peak	VERTICAL



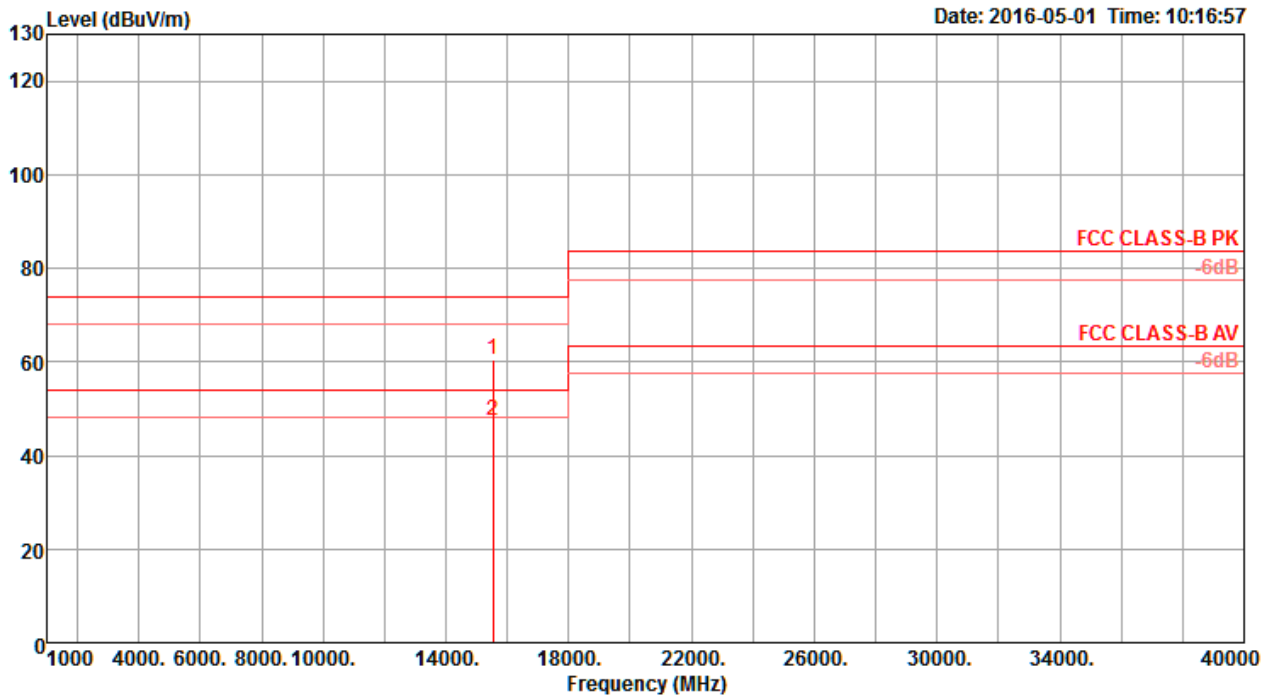
Temperature	22°C	Humidity	56%
Test Engineer	Nyle Chang & Peter Wu & Gary Chu & DK Chang & Eddie Weng & Stim Song & Brain Sun	Configurations	IEEE 802.11ac MCS0/Nss4 VHT20 CH 36 / Chain 1 + Chain 2 + Chain 3 + Chain 4
Test Mode	Mode 1		

Horizontal



	Freq	Level	Limit	Over	Read	Cable	Antenna	Preamp	T/Pos	A/Pos	Remark	Pol/Phase
	MHz	dBuV/m	dBuV/m	dB	dBuV	dB	dB/m	dB	deg	cm		
1	15539.08	60.67	74.00	-13.33	45.92	11.23	38.16	34.64	312	215	Peak	HORIZONTAL
2	15541.47	47.08	54.00	-6.92	32.33	11.23	38.16	34.64	312	215	Average	HORIZONTAL

Vertical

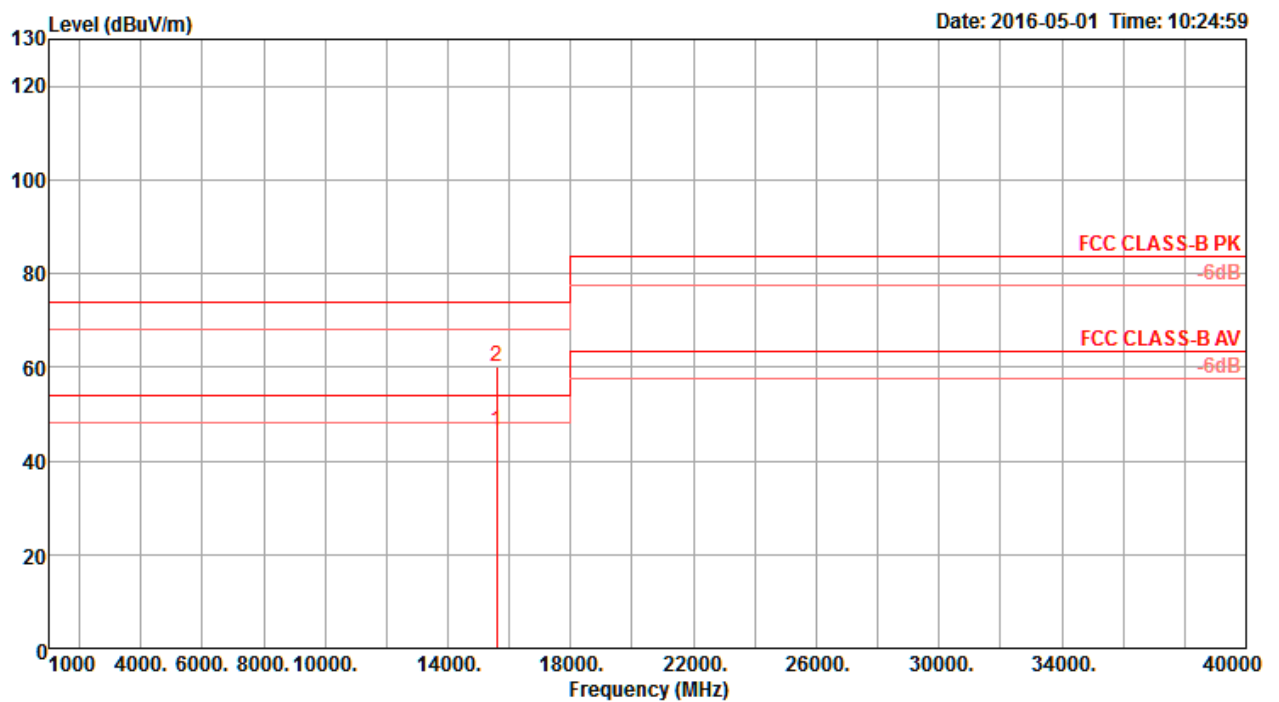


	Freq	Level	Limit	Over	Read	CableAntenna	Preamp	T/Pos	A/Pos	Remark	Pol/Phase	
	MHz	dBuV/m	dBuV/m	dB	dBuV	dB	dB/m	dB	deg	cm		
1	15540.05	60.33	74.00	-13.67	45.58	11.23	38.16	34.64	345	300	Peak	VERTICAL
2	15541.28	47.32	54.00	-6.68	32.57	11.23	38.16	34.64	345	300	Average	VERTICAL



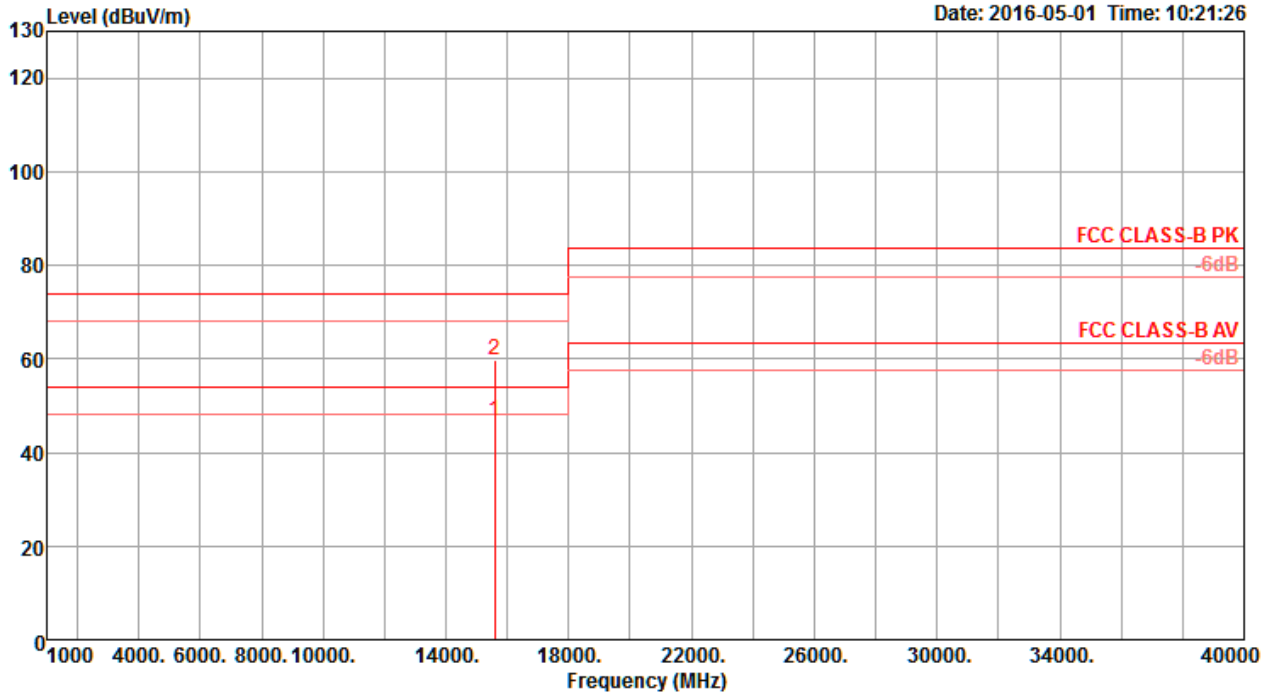
Temperature	22°C	Humidity	56%
Test Engineer	Nyle Chang & Peter Wu & Gary Chu & DK Chang & Eddie Weng & Stim Song & Brain Sun	Configurations	IEEE 802.11ac MCS0/Nss4 VHT20 CH 40 / Chain 1 + Chain 2 + Chain 3 + Chain 4
Test Mode	Mode 1		

Horizontal



	Freq	Level	Limit	Over	Read	Cable	Antenna	Preamp	T/Pos	A/Pos	Remark	Pol/Phase
	MHz	dBuV/m	dBuV/m	dB	dBuV	dB	dB/m	dB	deg	cm		
1	15598.64	46.50	54.00	-7.50	31.71	11.24	38.23	34.68	230	193	Average	HORIZONTAL
2	15599.53	59.96	74.00	-14.04	45.17	11.24	38.23	34.68	230	193	Peak	HORIZONTAL

Vertical

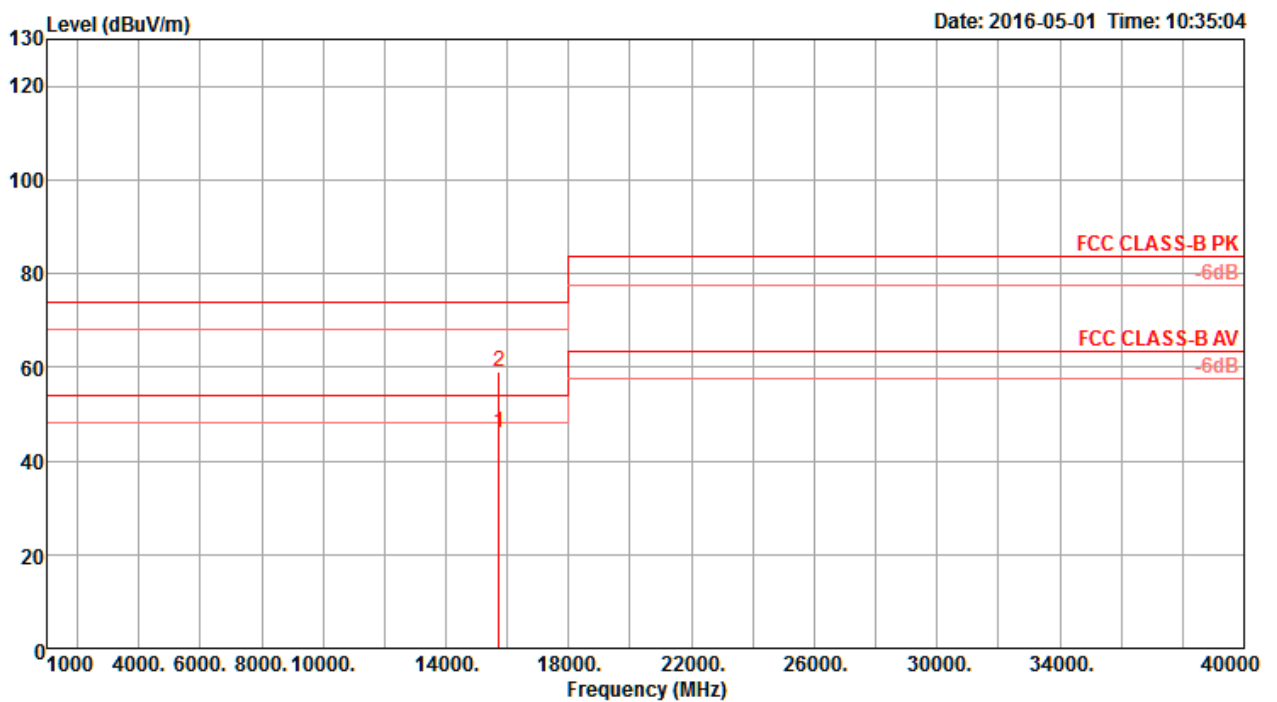


	Freq	Level	Limit	Over	Read	CableAntenna	Preamp	T/Pos	A/Pos	Remark	Pol/Phase
	MHz	dBuV/m	dBuV/m	dB	dBuV	dB	dB/m	dB	deg	cm	
1	15598.24	46.66	54.00	-7.34	31.87	11.24	38.23	34.68	196	212 Average	VERTICAL
2	15600.58	59.89	74.00	-14.11	45.03	11.25	38.29	34.68	196	212 Peak	VERTICAL



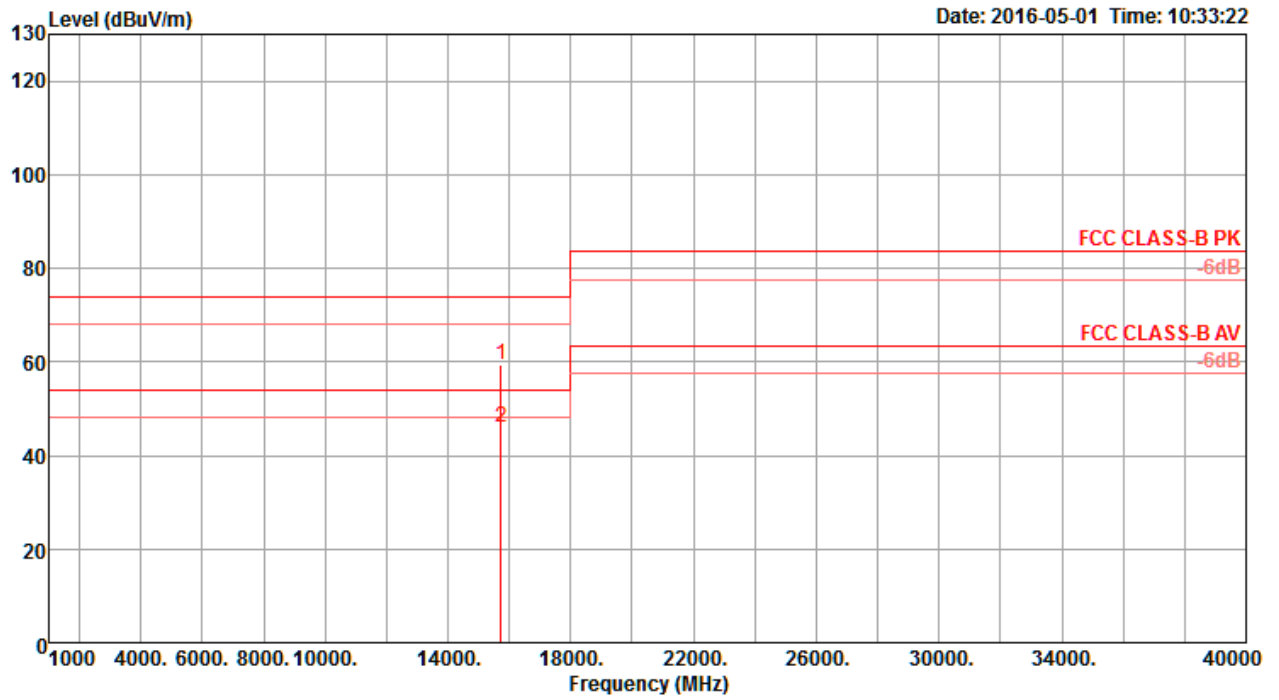
Temperature	22°C	Humidity	56%
Test Engineer	Nyle Chang & Peter Wu & Gary Chu & DK Chang & Eddie Weng & Stim Song & Brain Sun	Configurations	IEEE 802.11ac MCS0/Nss4 VHT20 CH 48 / Chain 1 + Chain 2 + Chain 3 + Chain 4
Test Mode	Mode 1		

Horizontal



	Freq	Level	Limit Line	Over Limit	Read Level	Cable Loss	Antenna Factor	Preamp Factor	T/Pos	A/Pos	Remark	Pol/Phase
	MHz	dBuV/m	dBuV/m	dB	dBuV	dB	dB/m	dB	deg	cm		
1	15721.62	45.91	54.00	-8.09	31.03	11.27	38.42	34.81	170	178	Average	HORIZONTAL
2	15722.31	59.17	74.00	-14.83	44.29	11.27	38.42	34.81	170	178	Peak	HORIZONTAL

Vertical

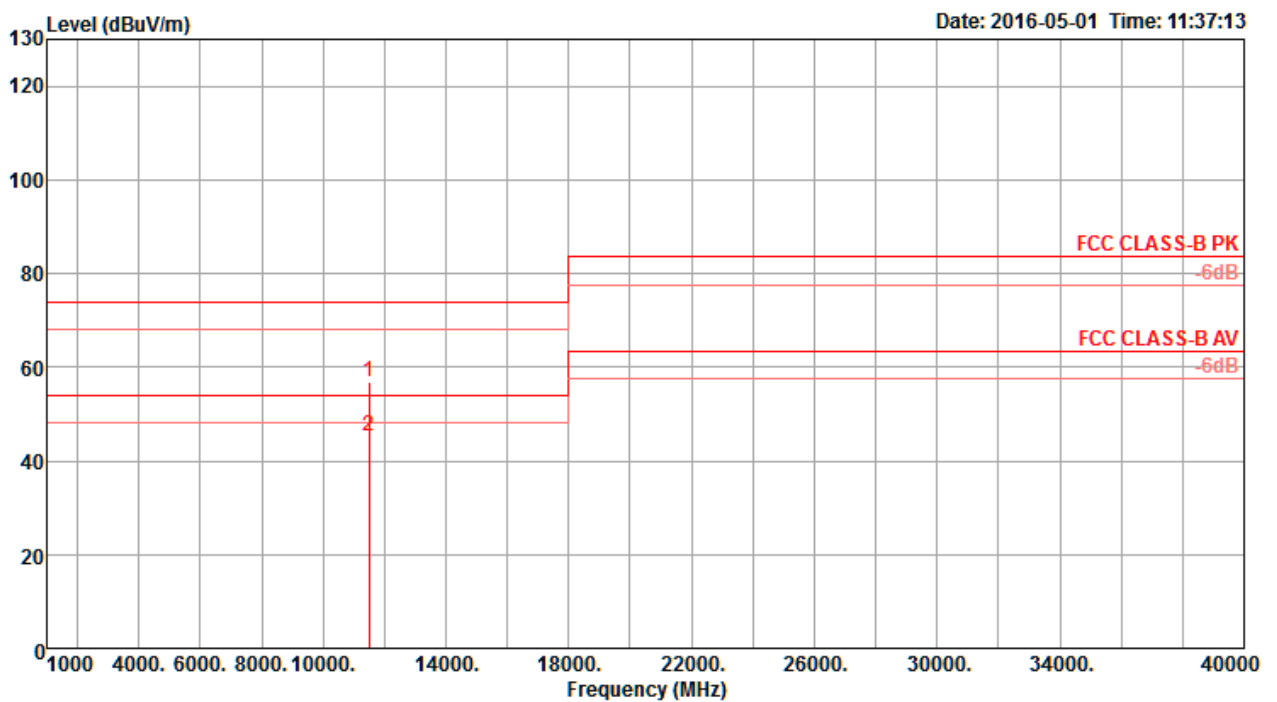


	Freq	Level	Limit	Over	Read	CableAntenna	Preamp	T/Pos	A/Pos	Remark	Pol/Phase
	MHz	dBuV/m	dBuV/m	dB	dBuV	dB	dB/m	dB	deg	cm	
1	15718.21	59.41	74.00	-14.59	44.53	11.27	38.42	34.81	185	186 Peak	VERTICAL
2	15719.12	45.94	54.00	-8.06	31.06	11.27	38.42	34.81	185	186 Average	VERTICAL



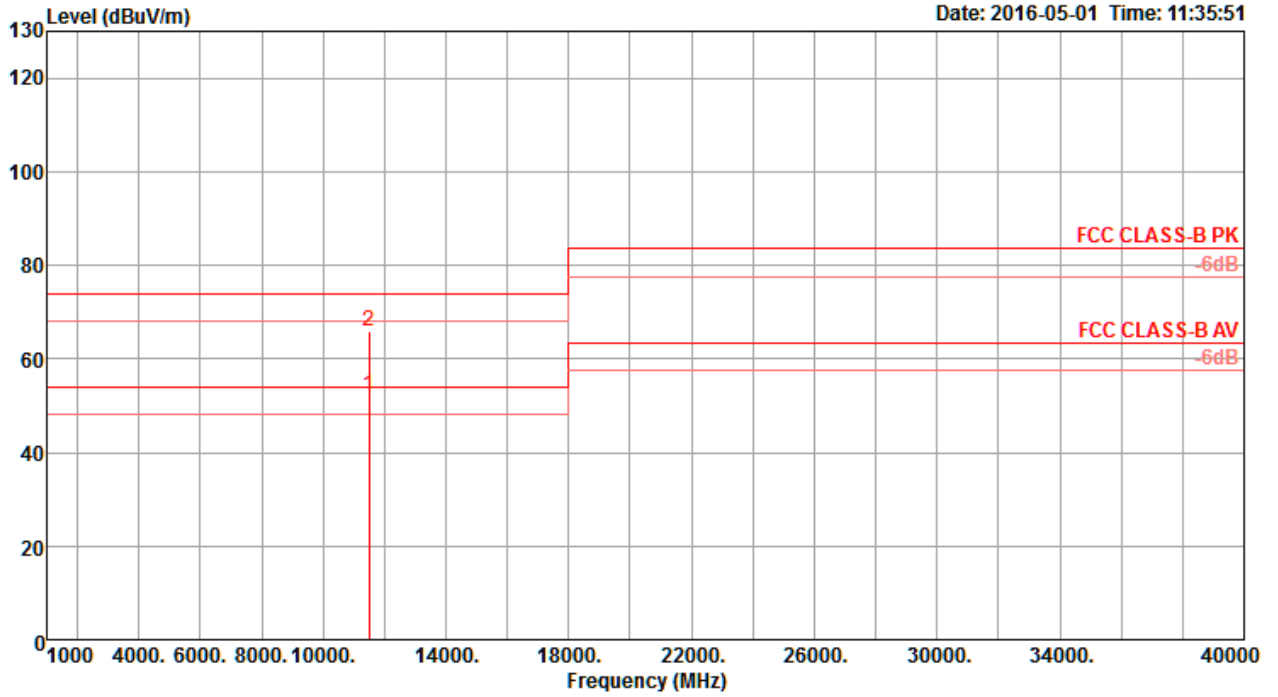
Temperature	22°C	Humidity	56%
Test Engineer	Nyle Chang & Peter Wu & Gary Chu & DK Chang & Eddie Weng & Stim Song & Brain Sun	Configurations	IEEE 802.11ac MCS0/Nss4 VHT20 CH 149 / Chain 1 + Chain 2 + Chain 3 + Chain 4
Test Mode	Mode 1		

Horizontal



	Freq	Level	Limit	Over	Read	Cable	Antenna	Preamp	T/Pos	A/Pos	Remark	Pol/Phase
	MHz	dBuV/m	dBuV/m	dB	dBuV	dB	dB/m	dB	deg	cm		
1	11488.38	56.96	74.00	-17.04	43.46	9.62	38.50	34.62	118	193	Peak	HORIZONTAL
2	11488.66	45.18	54.00	-8.82	31.68	9.62	38.50	34.62	118	193	Average	HORIZONTAL

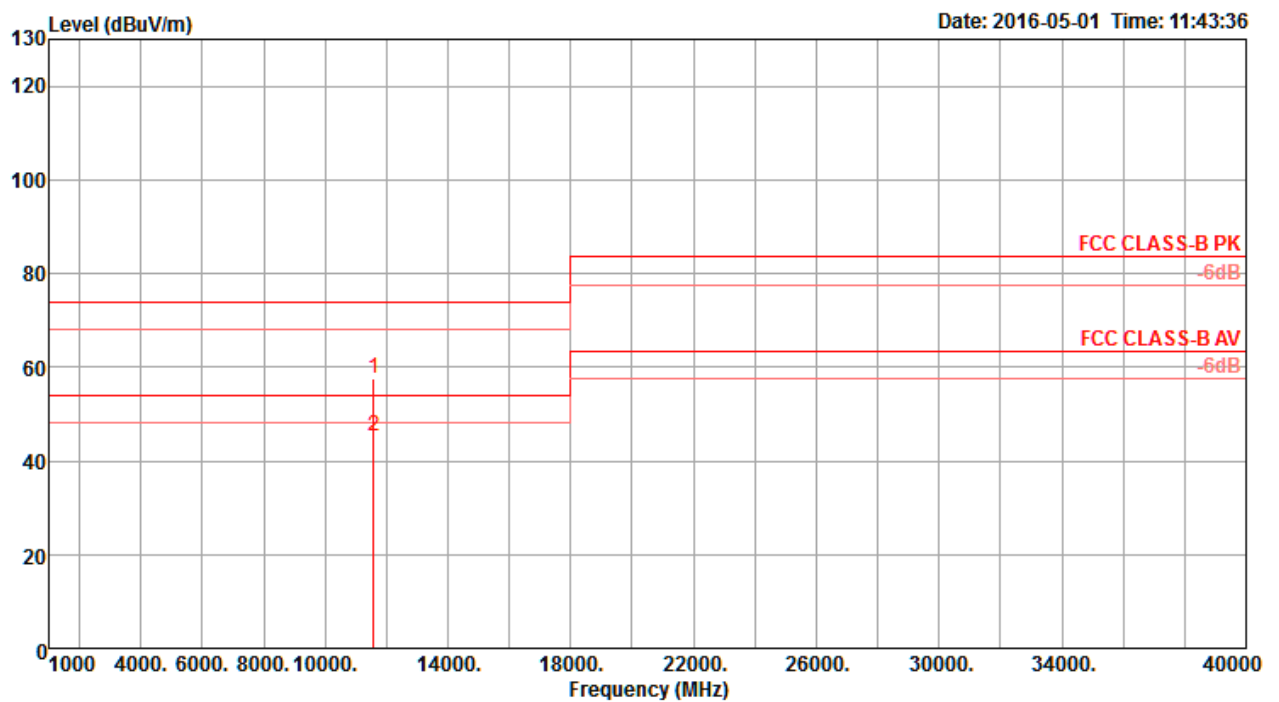
Vertical



	Freq	Level	Limit	Over	Read	CableAntenna	Preamp	T/Pos	A/Pos	Remark	Pol/Phase
	MHz	dBuV/m	dBuV/m	dB	dBuV	dB	dB/m	dB	deg	cm	
1	11490.42	52.28	54.00	-1.72	38.78	9.62	38.50	34.62	334	206 Average	VERTICAL
2	11493.62	65.95	74.00	-8.05	52.45	9.62	38.50	34.62	334	206 Peak	VERTICAL

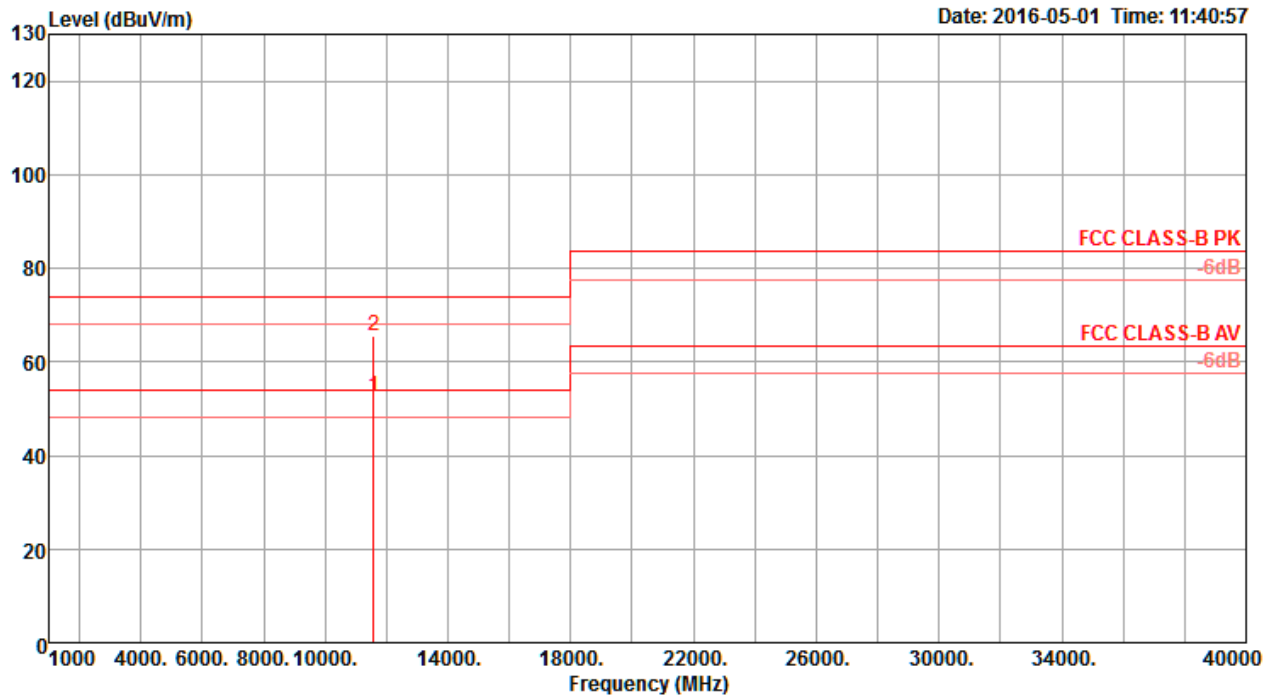
Temperature	22°C	Humidity	56%
Test Engineer	Nyle Chang & Peter Wu & Gary Chu & DK Chang & Eddie Weng & Stim Song & Brain Sun	Configurations	IEEE 802.11ac MCS0/Nss4 VHT20 CH 157 / Chain 1 + Chain 2 + Chain 3 + Chain 4
Test Mode	Mode 1		

Horizontal



	Freq	Level	Limit	Over	Read	Cable	Antenna	Preamp	T/Pos	A/Pos	Remark	Pol/Phase
	MHz	dBuV/m	dBuV/m	dB	dBuV	dB	dB/m	dB	deg	cm		
1	11570.10	57.53	74.00	-16.47	44.04	9.61	38.53	34.65	123	184	Peak	HORIZONTAL
2	11570.18	45.37	54.00	-8.63	31.88	9.61	38.53	34.65	123	184	Average	HORIZONTAL

Vertical

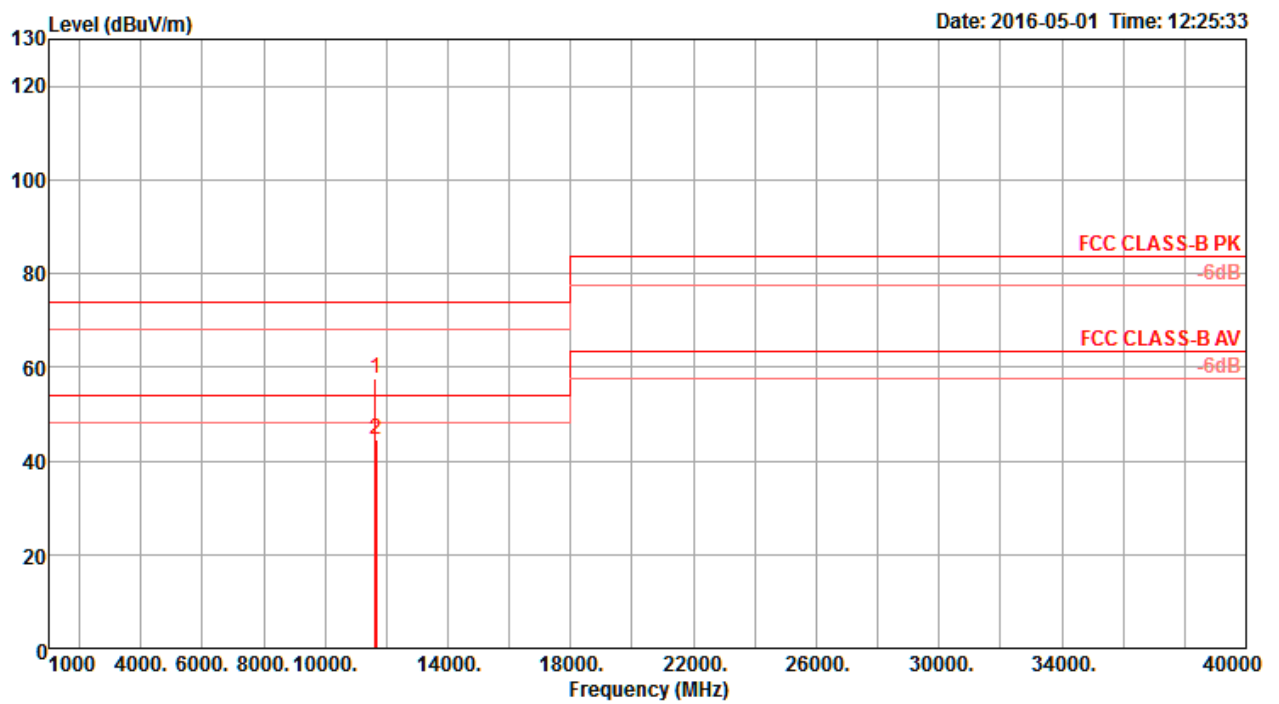


	Freq	Level	Limit	Over	Read	CableAntenna	Preamp	T/Pos	A/Pos	Remark	Pol/Phase
	MHz	dBuV/m	dBuV/m	dB	dBuV	dB	dB/m	dB	deg	cm	
1	11569.44	52.63	54.00	-1.37	39.14	9.61	38.53	34.65	340	203 Average	VERTICAL
2	11573.64	65.56	74.00	-8.44	52.07	9.61	38.53	34.65	340	203 Peak	VERTICAL



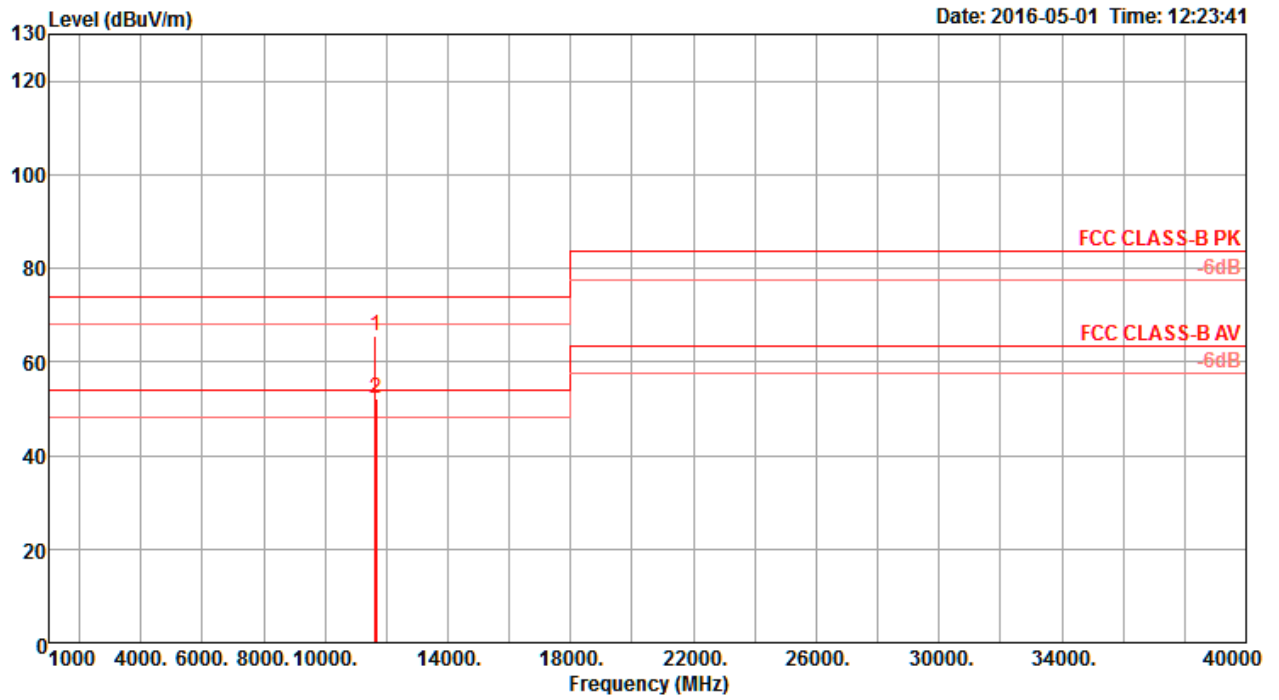
Temperature	22°C	Humidity	56%
Test Engineer	Nyle Chang & Peter Wu & Gary Chu & DK Chang & Eddie Weng & Stim Song & Brain Sun	Configurations	IEEE 802.11ac MCS0/Nss4 VHT20 CH 165 / Chain 1 + Chain 2 + Chain 3 + Chain 4
Test Mode	Mode 1		

Horizontal



	Freq	Level	Limit	Over	Read	Cable	Antenna	Preamp	T/Pos	A/Pos	Remark	Pol/Phase
	MHz	dBuV/m	dBuV/m	dB	dBuV	dB	dB/m	dB	deg	cm		
1	11645.78	57.66	74.00	-16.34	44.19	9.60	38.55	34.68	123	185	Peak	HORIZONTAL
2	11650.30	44.71	54.00	-9.29	31.24	9.60	38.55	34.68	123	185	Average	HORIZONTAL

Vertical

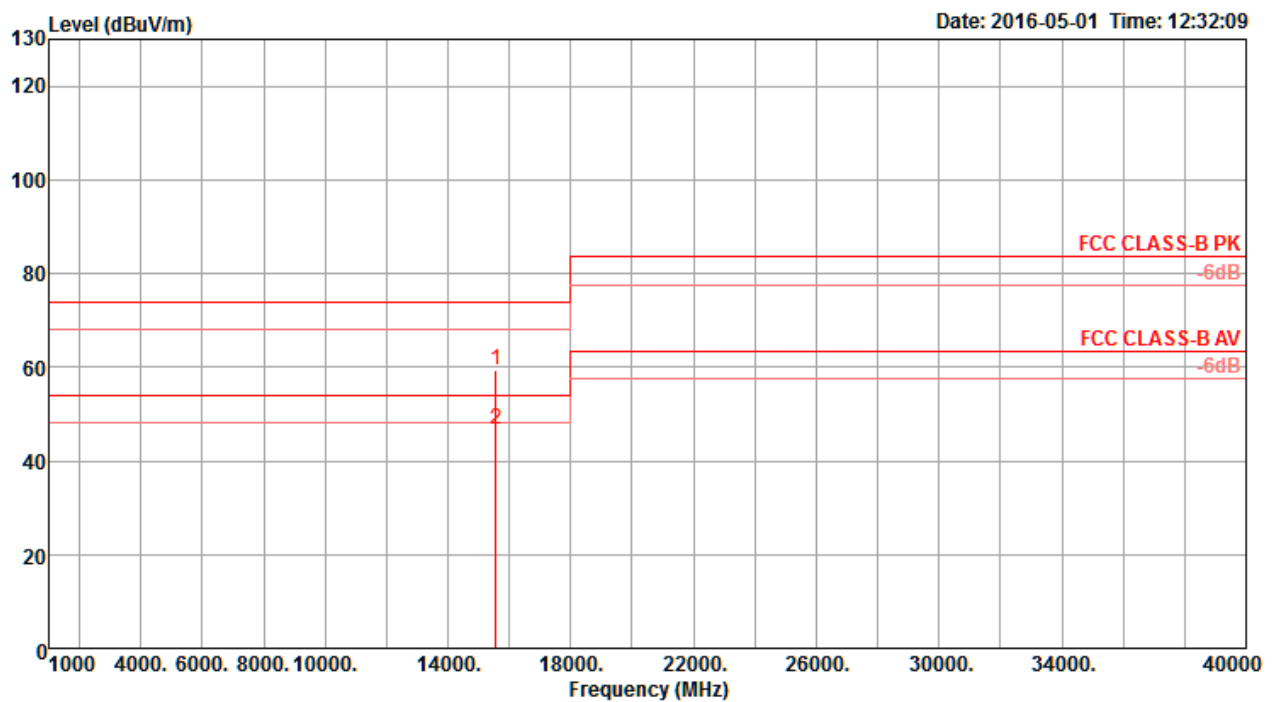


	Freq	Level	Limit	Over	Read	CableAntenna	Preamp	T/Pos	A/Pos	Remark	Pol/Phase
	MHz	dBuV/m	dBuV/m	dB	dBuV	dB	dB/m	dB	deg	cm	
1	11646.58	65.57	74.00	-8.43	52.10	9.60	38.55	34.68	342	200 Peak	VERTICAL
2	11650.72	52.32	54.00	-1.68	38.85	9.60	38.55	34.68	342	200 Average	VERTICAL



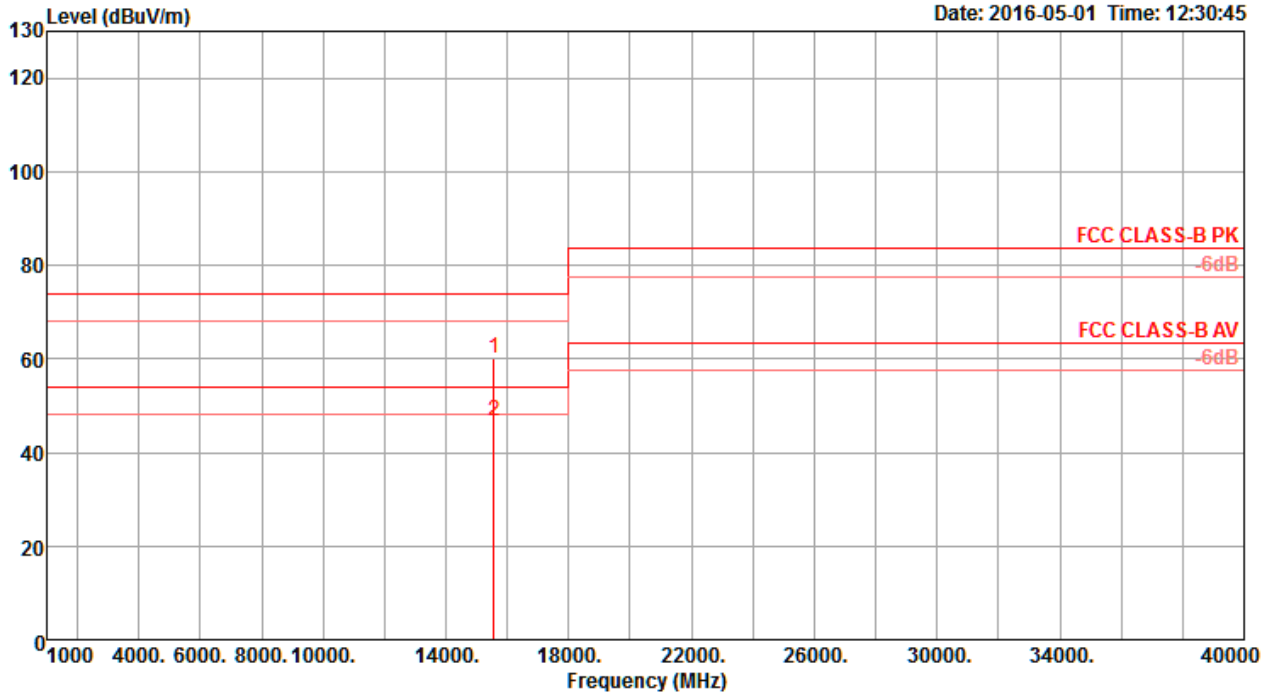
Temperature	22°C	Humidity	56%
Test Engineer	Nyle Chang & Peter Wu & Gary Chu & DK Chang & Eddie Weng & Stim Song & Brain Sun	Configurations	IEEE 802.11ac MCS0/Nss4 VHT40 CH 38 / Chain 1 + Chain 2 + Chain 3 + Chain 4
Test Mode	Mode 1		

Horizontal



	Freq	Level	Limit	Over	Read	Cable	Antenna	Preamp	T/Pos	A/Pos	Remark	Pol/Phase
	MHz	dBuV/m	dBuV/m	dB	dBuV	dB	dB/m	dB	deg	cm		
1	15566.88	59.32	74.00	-14.68	44.53	11.24	38.23	34.68	85	215	Peak	HORIZONTAL
2	15569.38	46.63	54.00	-7.37	31.84	11.24	38.23	34.68	85	215	Average	HORIZONTAL

Vertical

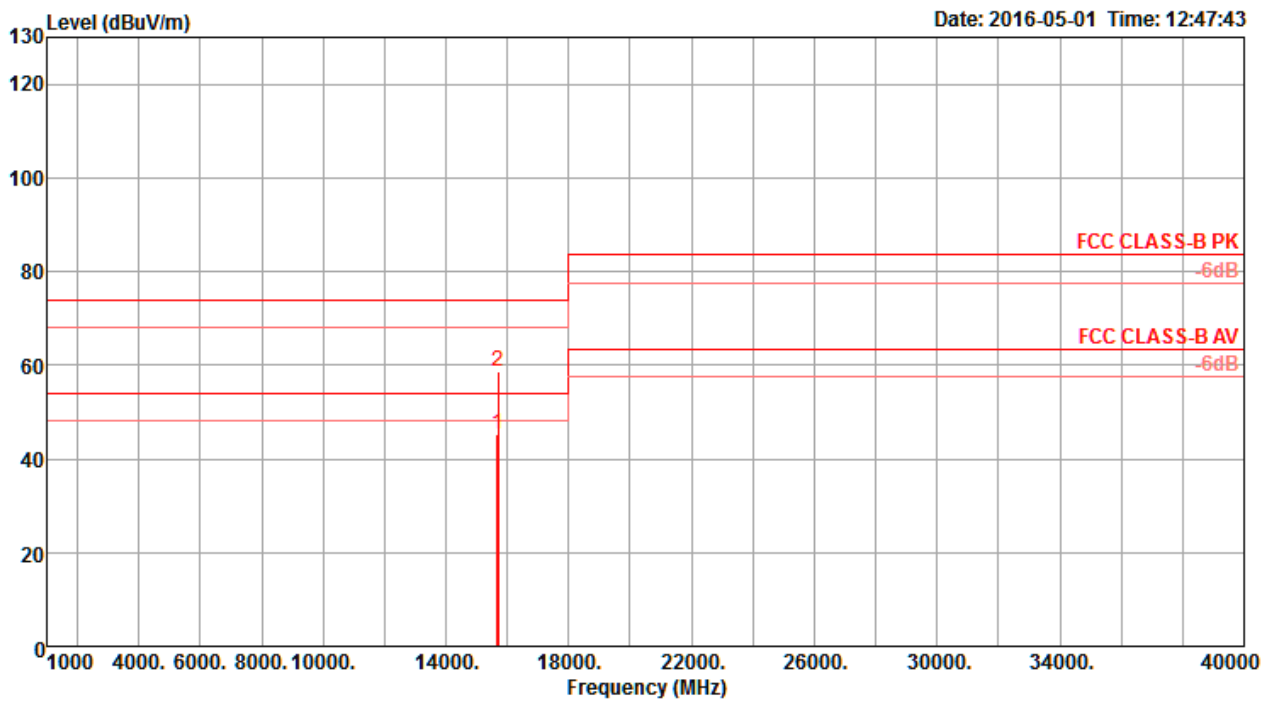


	Freq	Level	Limit	Over	Read	CableAntenna	Preamp	T/Pos	A/Pos	Remark	Pol/Phase
	MHz	dBuV/m	dBuV/m	dB	dBuV	dB	dB/m	dB	deg	cm	
1	15571.48	59.99	74.00	-14.01	45.20	11.24	38.23	34.68	329	227 Peak	VERTICAL
2	15574.10	46.74	54.00	-7.26	31.95	11.24	38.23	34.68	329	227 Average	VERTICAL



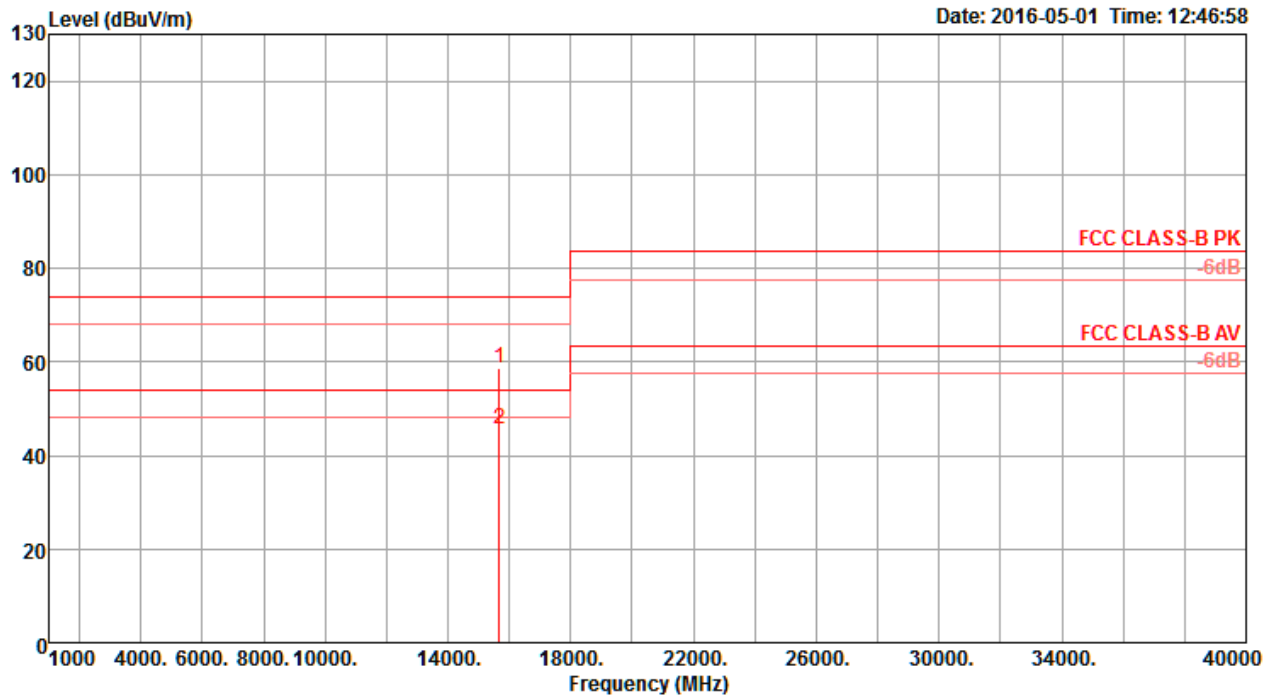
Temperature	22°C	Humidity	56%
Test Engineer	Nyle Chang & Peter Wu & Gary Chu & DK Chang & Eddie Weng & Stim Song & Brain Sun	Configurations	IEEE 802.11ac MCS0/Nss4 VHT40 CH 46 / Chain 1 + Chain 2 + Chain 3 + Chain 4
Test Mode	Mode 1		

Horizontal



	Freq	Level	Limit	Over	Read	Cable	Antenna	Preamp	T/Pos	A/Pos	Remark	Pol/Phase
	MHz	dBuV/m	dBuV/m	dB	dBuV	dB	dB/m	dB	deg	cm		
1	15686.94	45.21	54.00	-8.79	30.37	11.26	38.35	34.77	149	200	Average	HORIZONTAL
2	15690.96	58.83	74.00	-15.17	43.91	11.27	38.42	34.77	149	200	Peak	HORIZONTAL

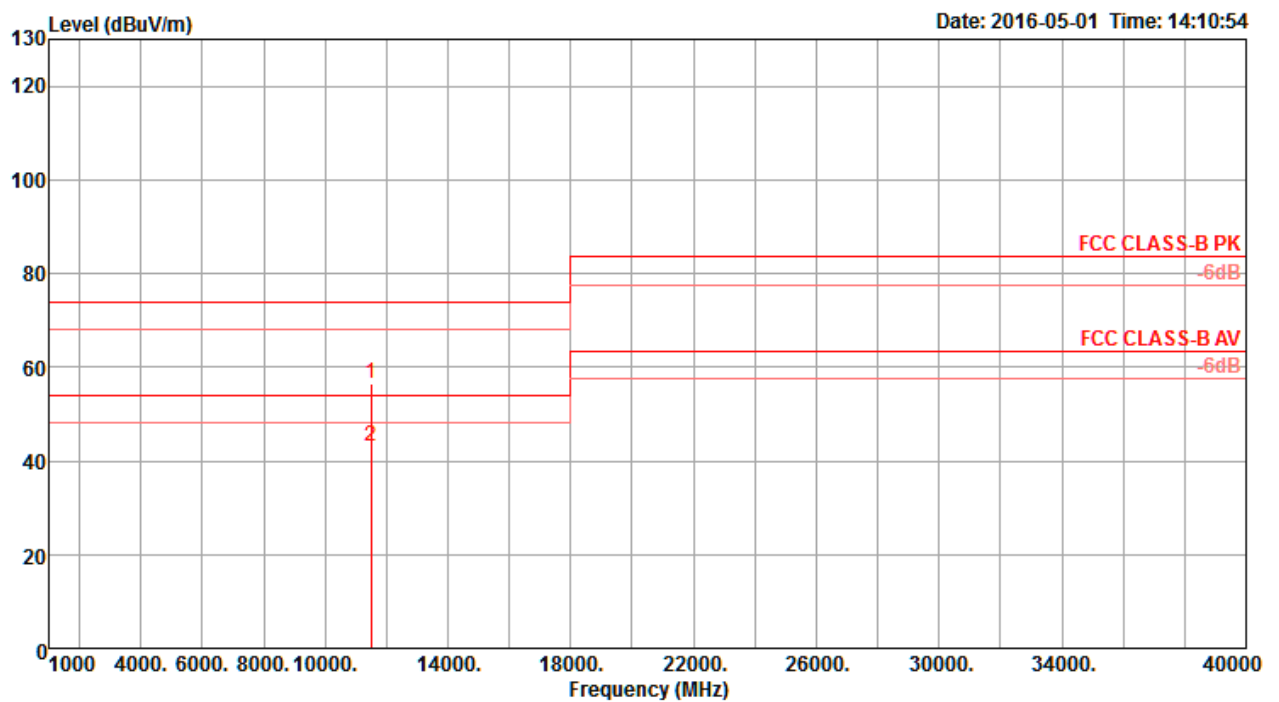
Vertical



	Freq	Level	Limit	Over	Read	CableAntenna	Preamp	T/Pos	A/Pos	Remark	Pol/Phase	
	MHz	dBuV/m	dBuV/m	dB	dBuV	dB	dB/m	dB	deg	cm		
1	15685.22	58.81	74.00	-15.19	43.97	11.26	38.35	34.77	158	205	Peak	VERTICAL
2	15685.58	45.65	54.00	-8.35	30.81	11.26	38.35	34.77	158	205	Average	VERTICAL

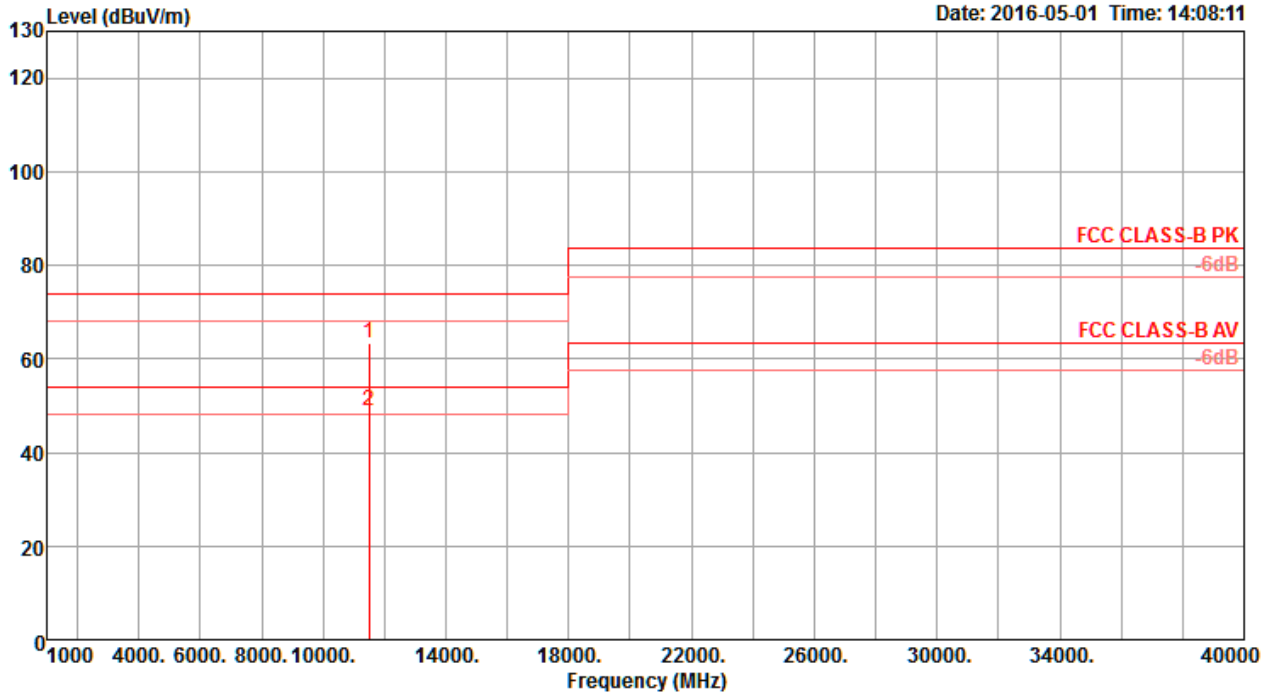
Temperature	22°C	Humidity	56%
Test Engineer	Nyle Chang & Peter Wu & Gary Chu & DK Chang & Eddie Weng & Stim Song & Brain Sun	Configurations	IEEE 802.11ac MCS0/Nss4 VHT40 CH 151 / Chain 1 + Chain 2 + Chain 3 + Chain 4
Test Mode	Mode 1		

Horizontal



	Freq	Level	Limit	Over	Read	CableAntenna	Preamp	T/Pos	A/Pos	Remark	Pol/Phase
	MHz	dBuV/m	dBuV/m	dB	dBuV	dB	dB/m	dB	deg	cm	
1	11507.66	56.32	74.00	-17.68	42.82	9.62	38.50	34.62	124	206 Peak	HORIZONTAL
2	11509.26	43.24	54.00	-10.76	29.75	9.62	38.50	34.63	124	206 Average	HORIZONTAL

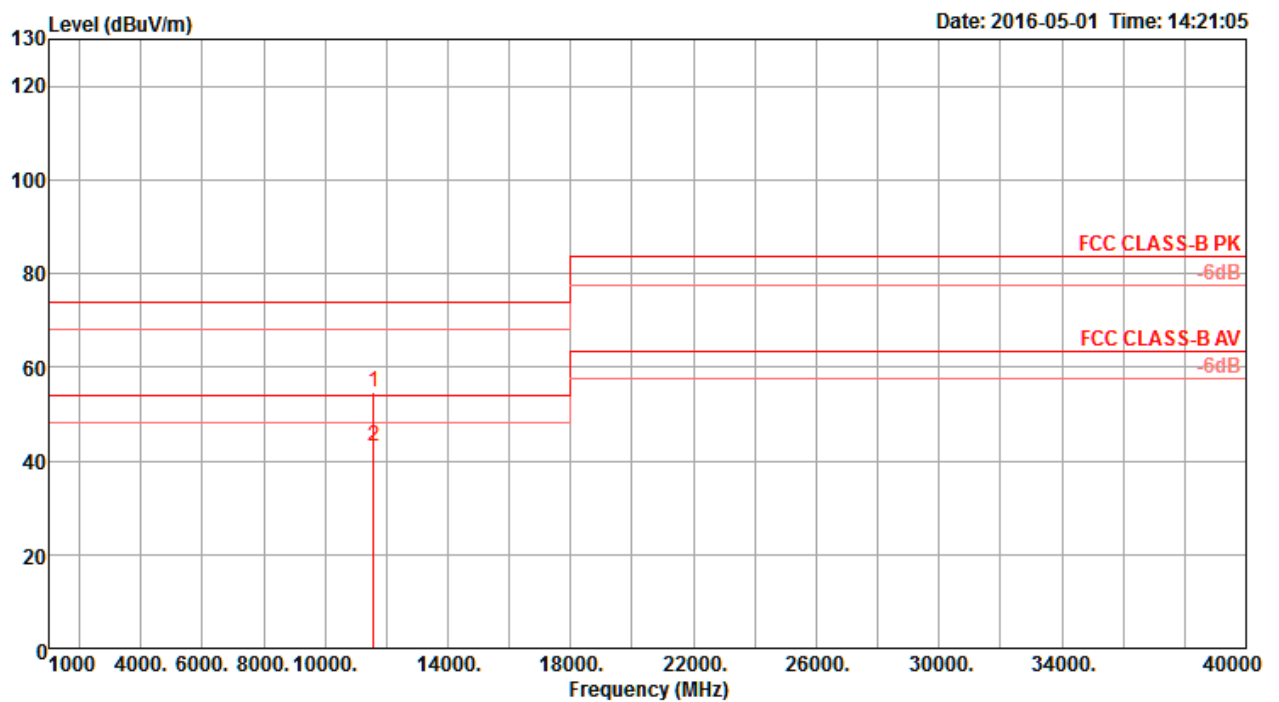
Vertical



	Freq	Level	Limit	Over	Read	CableAntenna	Preamp	T/Pos	A/Pos	Remark	Pol/Phase
	MHz	dBuV/m	dBuV/m	dB	dBuV	dB	dB/m	dB	deg	cm	
1	11509.66	63.47	74.00	-10.53	49.98	9.62	38.50	34.63	338	208 Peak	VERTICAL
2	11510.22	48.84	54.00	-5.16	35.35	9.62	38.50	34.63	338	208 Average	VERTICAL

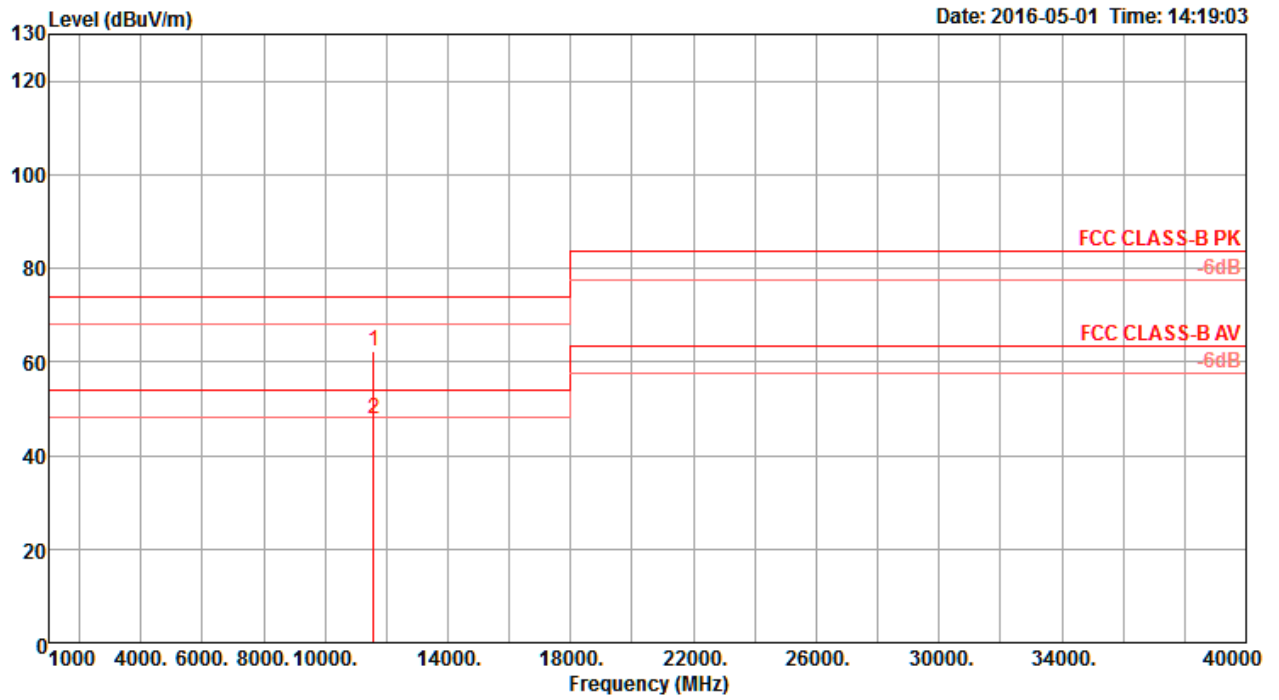
Temperature	22°C	Humidity	56%
Test Engineer	Nyle Chang & Peter Wu & Gary Chu & DK Chang & Eddie Weng & Stim Song & Brain Sun	Configurations	IEEE 802.11ac MCS0/Nss4 VHT40 CH 159 / Chain 1 + Chain 2 + Chain 3 + Chain 4
Test Mode	Mode 1		

Horizontal



	Freq	Level	Limit	Over	Read	Cable	Antenna	Preamp	T/Pos	A/Pos	Remark	Pol/Phase
	MHz	dBuV/m	dBuV/m	dB	dBuV	dB	dB/m	dB	deg	cm		
1	11586.38	54.51	74.00	-19.49	41.03	9.60	38.54	34.66	143	205	Peak	HORIZONTAL
2	11587.36	43.19	54.00	-10.81	29.71	9.60	38.54	34.66	143	205	Average	HORIZONTAL

Vertical

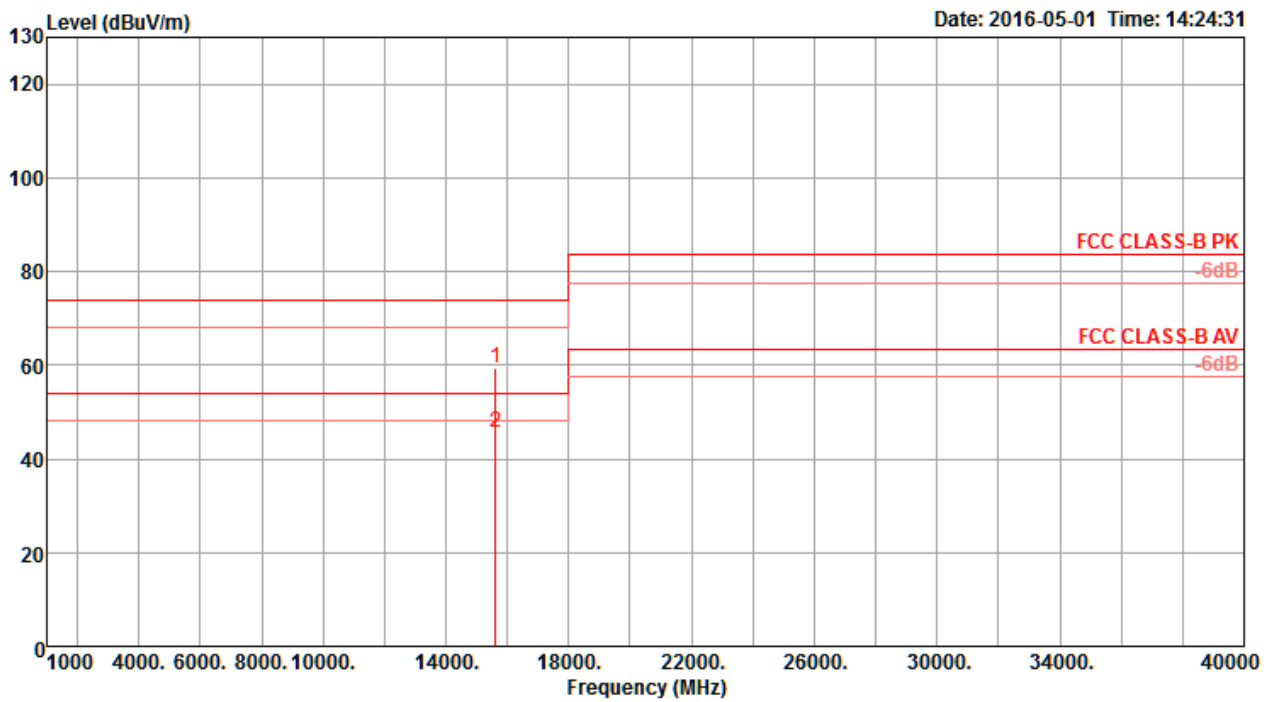


	Freq	Level	Limit	Over	Read	CableAntenna	Preamp	T/Pos	A/Pos	Remark	Pol/Phase
	MHz	dBuV/m	dBuV/m	dB	dBuV	dB	dB/m	dB	deg	cm	
1	11589.92	62.22	74.00	-11.78	48.74	9.60	38.54	34.66	343	199 Peak	VERTICAL
2	11590.14	47.85	54.00	-6.15	34.37	9.60	38.54	34.66	343	199 Average	VERTICAL



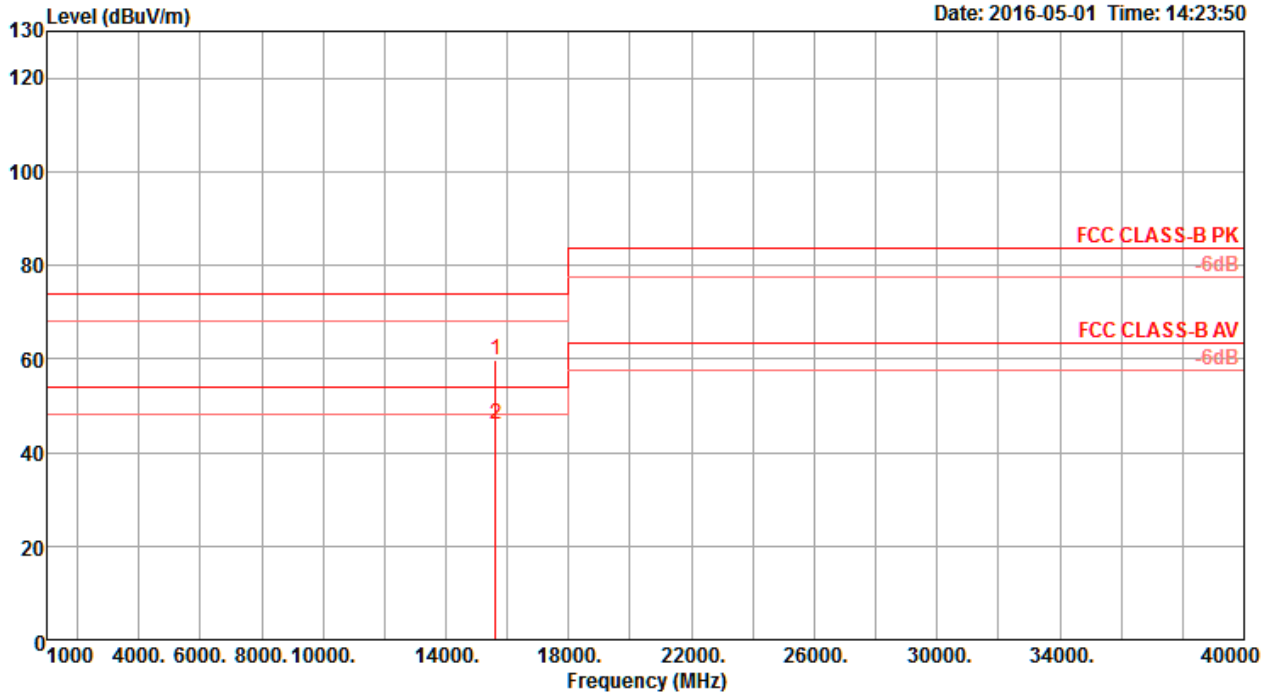
Temperature	22°C	Humidity	56%
Test Engineer	Nyle Chang & Peter Wu & Gary Chu & DK Chang & Eddie Weng & Stim Song & Brain Sun	Configurations	IEEE 802.11ac MCS0/Nss4 VHT80 CH 42 / Chain 1 + Chain 2 + Chain 3 + Chain 4
Test Mode	Mode 1		

Horizontal



	Freq	Level	Limit	Over	Read	Cable	Antenna	Preamp	T/Pos	A/Pos	Remark	Pol/Phase
	MHz	dBuV/m	dBuV/m	dB	dBuV	dB	dB/m	dB	deg	cm		
1	15627.96	59.27	74.00	-14.73	44.46	11.25	38.29	34.73	302	198	Peak	HORIZONTAL
2	15628.20	45.75	54.00	-8.25	30.94	11.25	38.29	34.73	302	198	Average	HORIZONTAL

Vertical

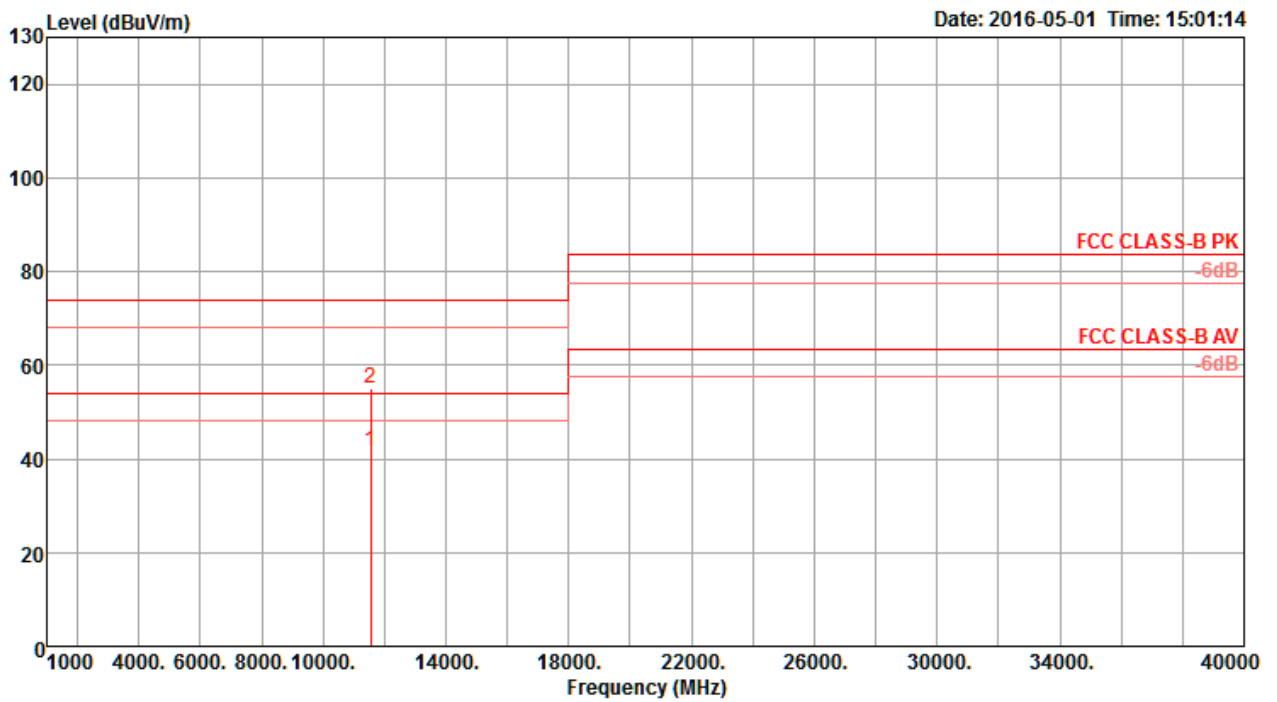


	Freq	Level	Limit	Over	Read	CableAntenna	Preamp	T/Pos	A/Pos	Remark	Pol/Phase	
	MHz	dBuV/m	dBuV/m	dB	dBuV	dB	dB/m	dB	deg	cm		
1	15626.62	59.65	74.00	-14.35	44.84	11.25	38.29	34.73	357	203	Peak	VERTICAL
2	15629.88	46.11	54.00	-7.89	31.30	11.25	38.29	34.73	357	203	Average	VERTICAL



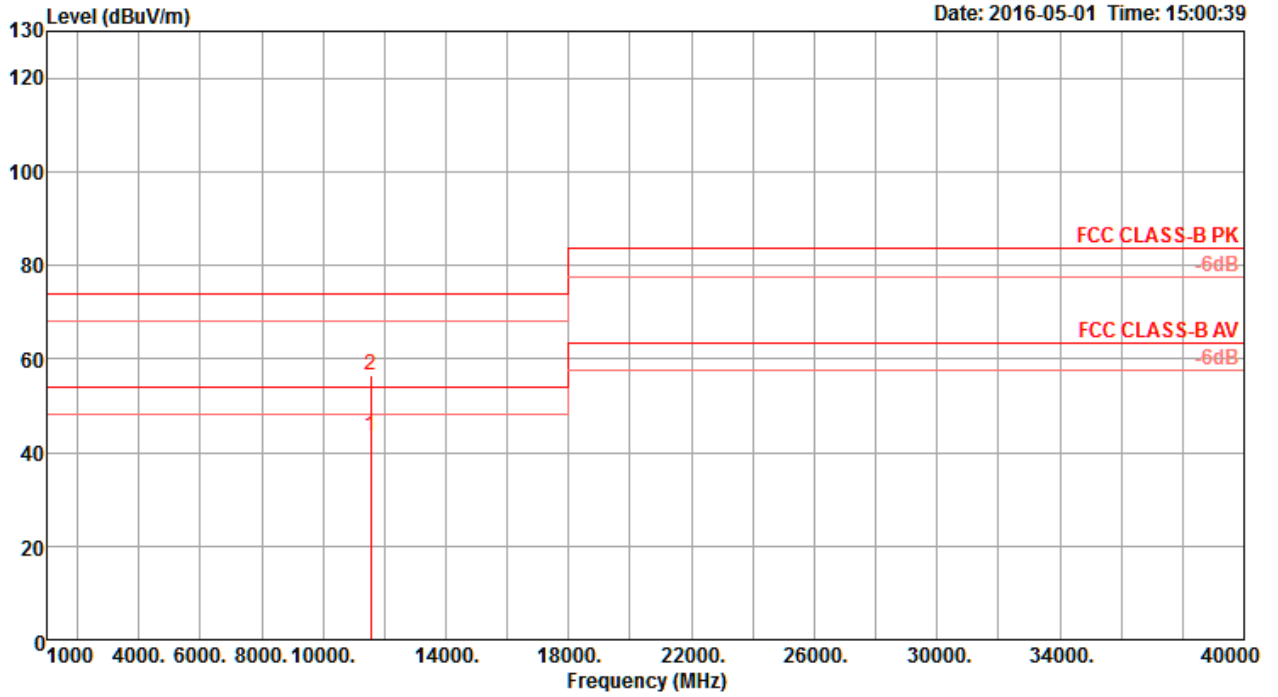
Temperature	22°C	Humidity	56%
Test Engineer	Nyle Chang & Peter Wu & Gary Chu & DK Chang & Eddie Weng & Stim Song & Brain Sun	Configurations	IEEE 802.11ac MCS0/Nss4 VHT80 CH 155 / Chain 1 + Chain 2 + Chain 3 + Chain 4
Test Mode	Mode 1		

Horizontal



	Freq	Level	Limit	Over	Read	Cable	Antenna	Preamp	T/Pos	A/Pos	Remark	Pol/Phase
	MHz	dBuV/m	dBuV/m	dB	dBuV	dB	dB/m	dB	deg	cm		
1	11550.00	41.58	54.00	-12.42	28.11	9.61	38.51	34.65	303	195	Average	HORIZONTAL
2	11550.00	55.18	74.00	-18.82	41.71	9.61	38.51	34.65	303	195	Peak	HORIZONTAL

Vertical

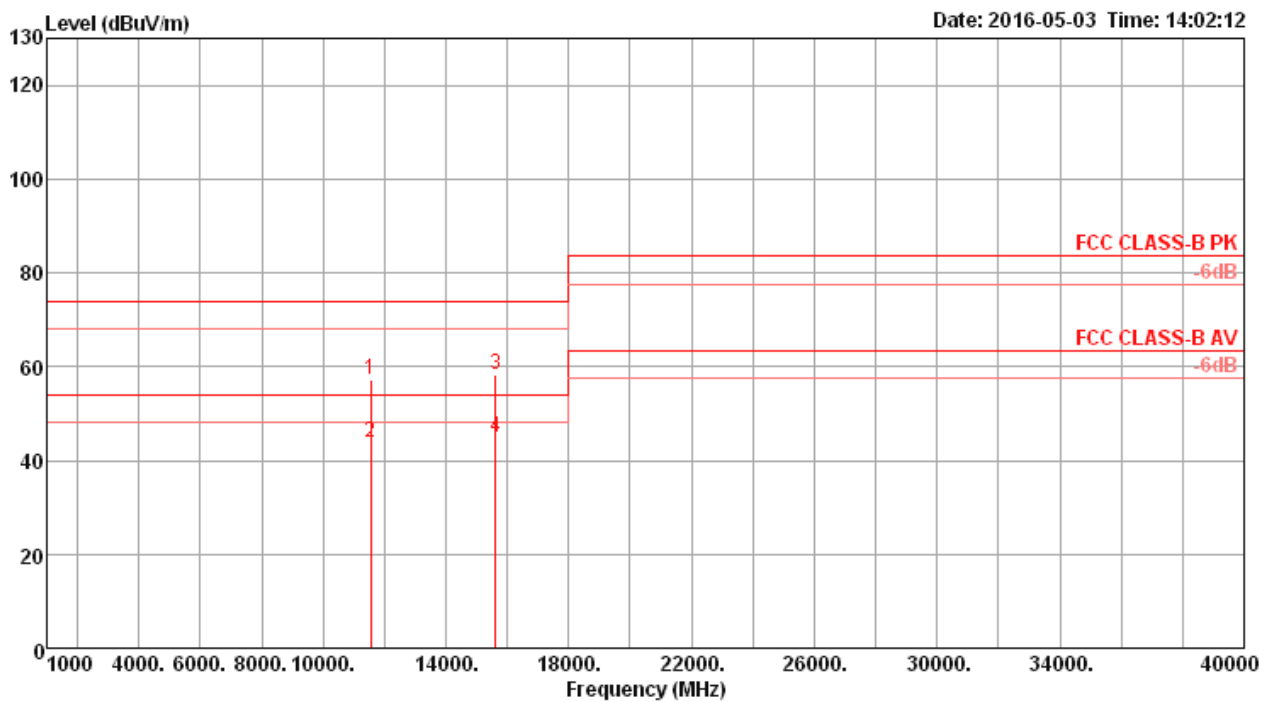


	Freq	Level	Limit	Over	Read	Cable	Antenna	Preamp	T/Pos	A/Pos	Remark	Pol/Phase
	MHz	dBuV/m	dBuV/m	dB	dBuV	dB	dB/m	dB	deg	cm		
1	11550.00	43.38	54.00	-10.62	29.91	9.61	38.51	34.65	333	215	Average	VERTICAL
2	11550.00	56.43	74.00	-17.57	42.96	9.61	38.51	34.65	333	215	Peak	VERTICAL



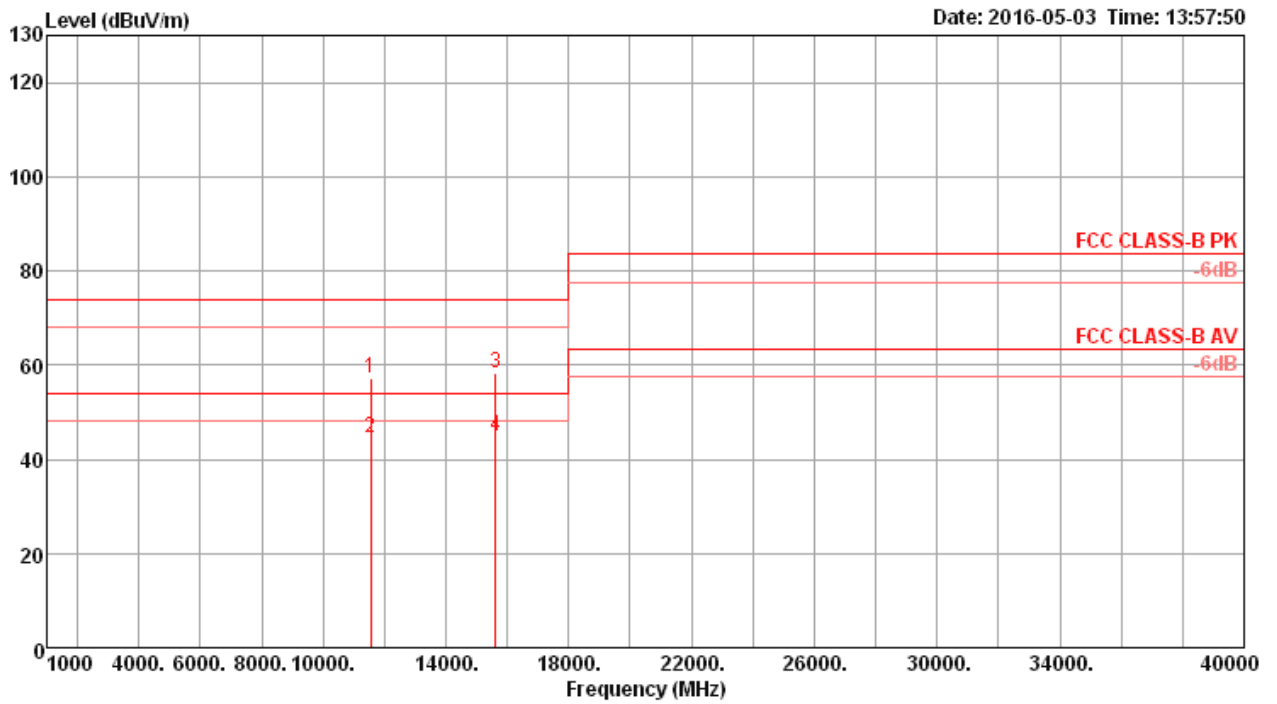
Temperature	22°C	Humidity	56%
Test Engineer	Nyle Chang & Peter Wu & Gary Chu & DK Chang & Eddie Weng & Stim Song & Brain Sun	Configurations	IEEE 802.11ac MCS0/Nss2 VHT80+80 Type 1 / CH 42+155 / Chain 1 + Chain 2 + Chain 3 + Chain 4
Test Mode	Mode 1		

Horizontal



	Freq	Level	Limit Line	Over Limit	Read Level	CableAntenna Loss	Preamp Factor	A/Pos	T/Pos	Remark	Pol/Phase	
	MHz	dBuV/m	dBuV/m	dB	dBuV	dB	dB/m	dB	cm	deg		
1	11548.67	57.10	74.00	-16.90	40.62	10.67	39.20	33.39	168	57	Peak	HORIZONTAL
2	11549.97	43.75	54.00	-10.25	27.27	10.67	39.20	33.39	168	57	Average	HORIZONTAL
3	15627.77	58.15	74.00	-15.85	41.68	12.31	37.98	33.82	178	152	Peak	HORIZONTAL
4	15630.87	44.73	54.00	-9.27	28.26	12.31	37.98	33.82	178	152	Average	HORIZONTAL

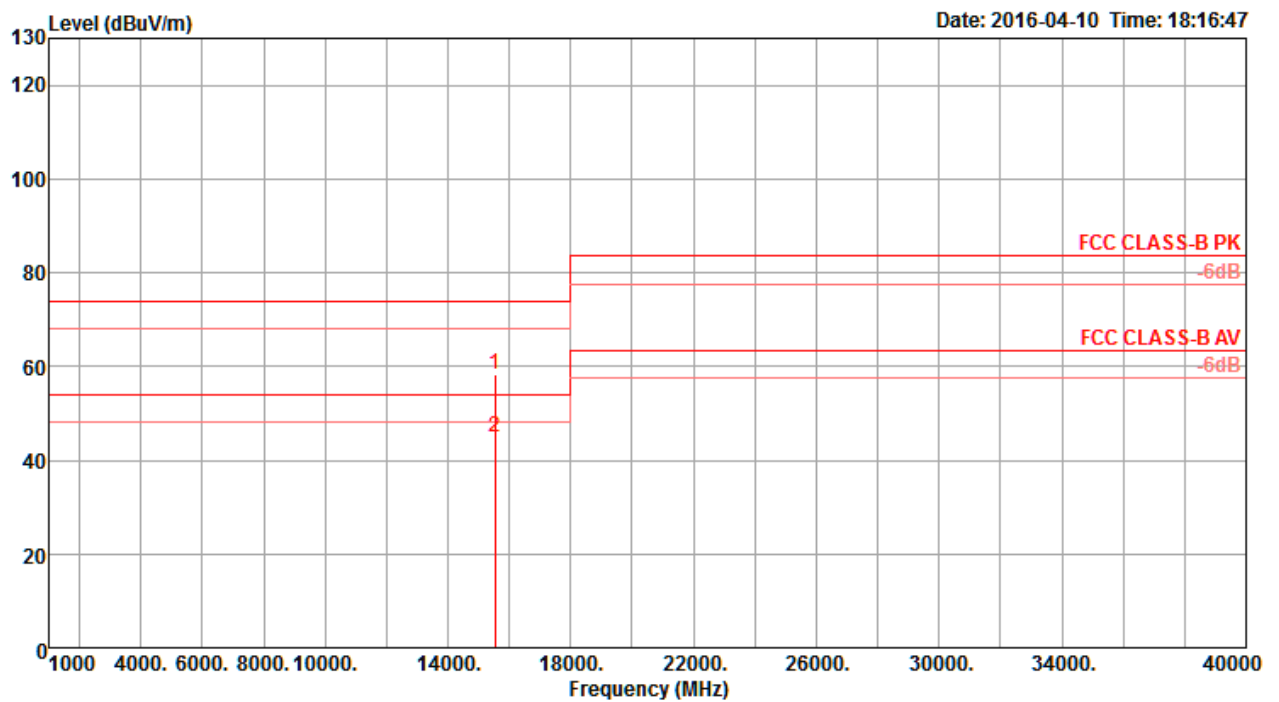
Vertical



	Freq	Level	Limit	Over	Read	CableAntenna	Preamp	A/Pos	T/Pos	Remark	Pol/Phase
	MHz	dBuV/m	dBuV/m	dB	dBuV	dB	dB/m	dB	cm	deg	
1	11550.32	57.28	74.00	-16.72	40.79	10.68	39.20	33.39	208	330 Peak	VERTICAL
2	11550.92	44.55	54.00	-9.45	28.06	10.68	39.20	33.39	208	330 Average	VERTICAL
3	15629.59	58.43	74.00	-15.57	41.96	12.31	37.98	33.82	158	53 Peak	VERTICAL
4	15629.78	44.88	54.00	-9.12	28.41	12.31	37.98	33.82	158	53 Average	VERTICAL

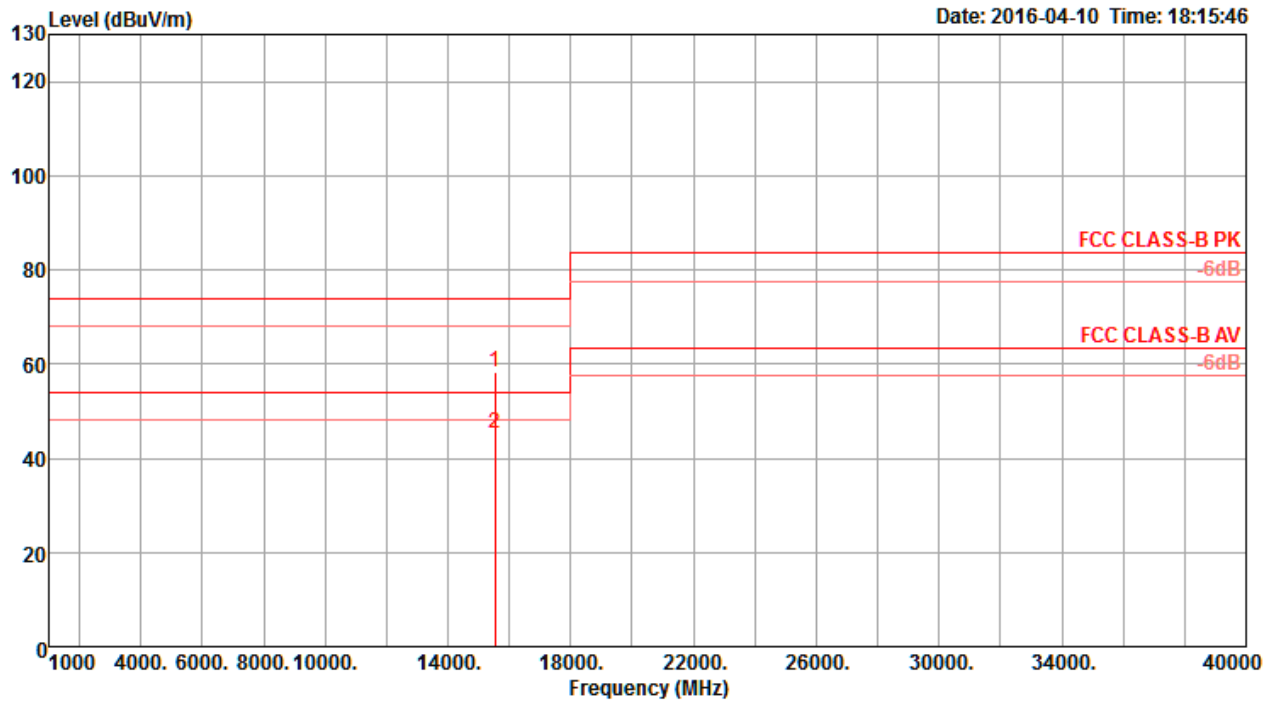
Temperature	22°C	Humidity	56%
Test Engineer	Nyle Chang & Peter Wu & Gary Chu & DK Chang & Eddie Weng & Stim Song & Brain Sun	Configurations	IEEE 802.11a CH 36 / Chain 1 + Chain 2 + Chain 3 + Chain 4
Test Mode	Mode 2		

Horizontal



	Freq	Level	Limit Line	Over Limit	Read Level	Cable Loss	Antenna Factor	Preamp Factor	T/Pos	A/Pos	Remark	Pol/Phase
	MHz	dBuV/m	dBuV/m	dB	dBuV	dB	dB/m	dB	deg	cm		
1	15535.14	58.29	74.00	-15.71	43.54	11.23	38.16	34.64	6	169	Peak	HORIZONTAL
2	15538.50	45.07	54.00	-8.93	30.32	11.23	38.16	34.64	6	169	Average	HORIZONTAL

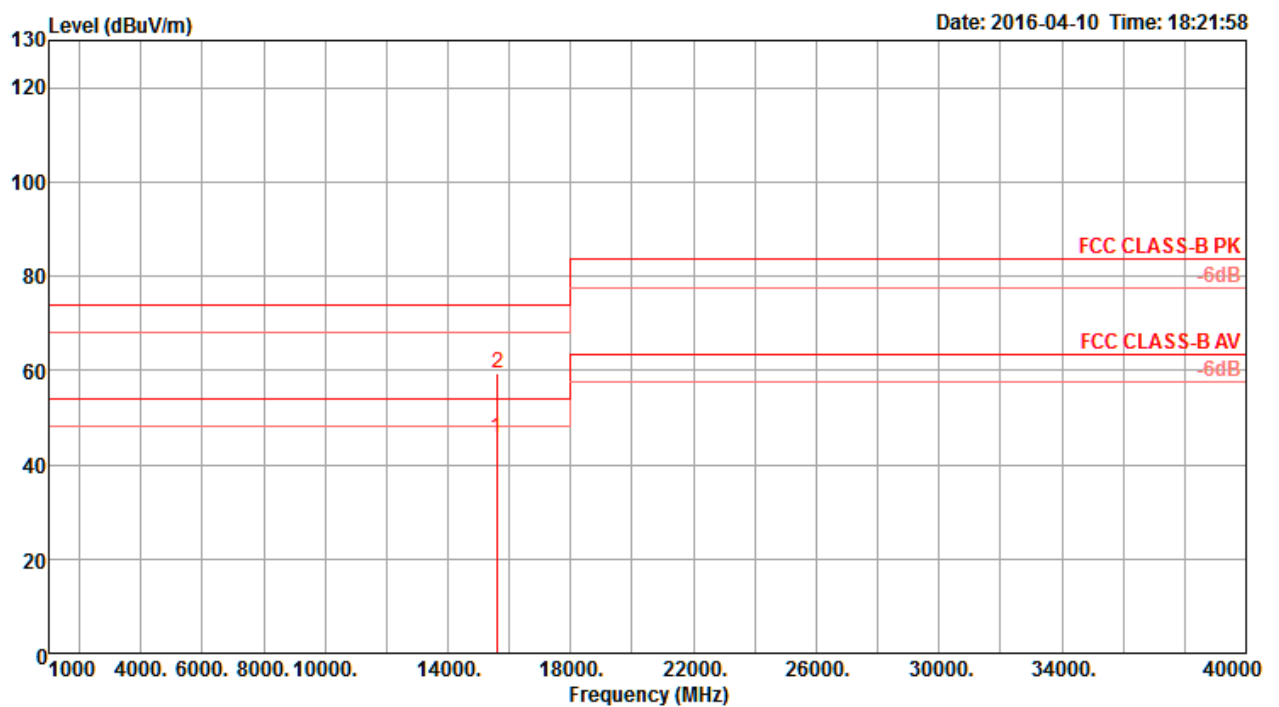
Vertical



	Freq	Level	Limit	Over	Read	CableAntenna	Preamp	T/Pos	A/Pos	Remark	Pol/Phase
	MHz	dBuV/m	dBuV/m	dB	dBuV	dB	dB/m	deg	cm		
1	15536.86	58.20	74.00	-15.80	43.45	11.23	38.16	34.64	3	173 Peak	VERTICAL
2	15536.88	45.41	54.00	-8.59	30.66	11.23	38.16	34.64	3	173 Average	VERTICAL

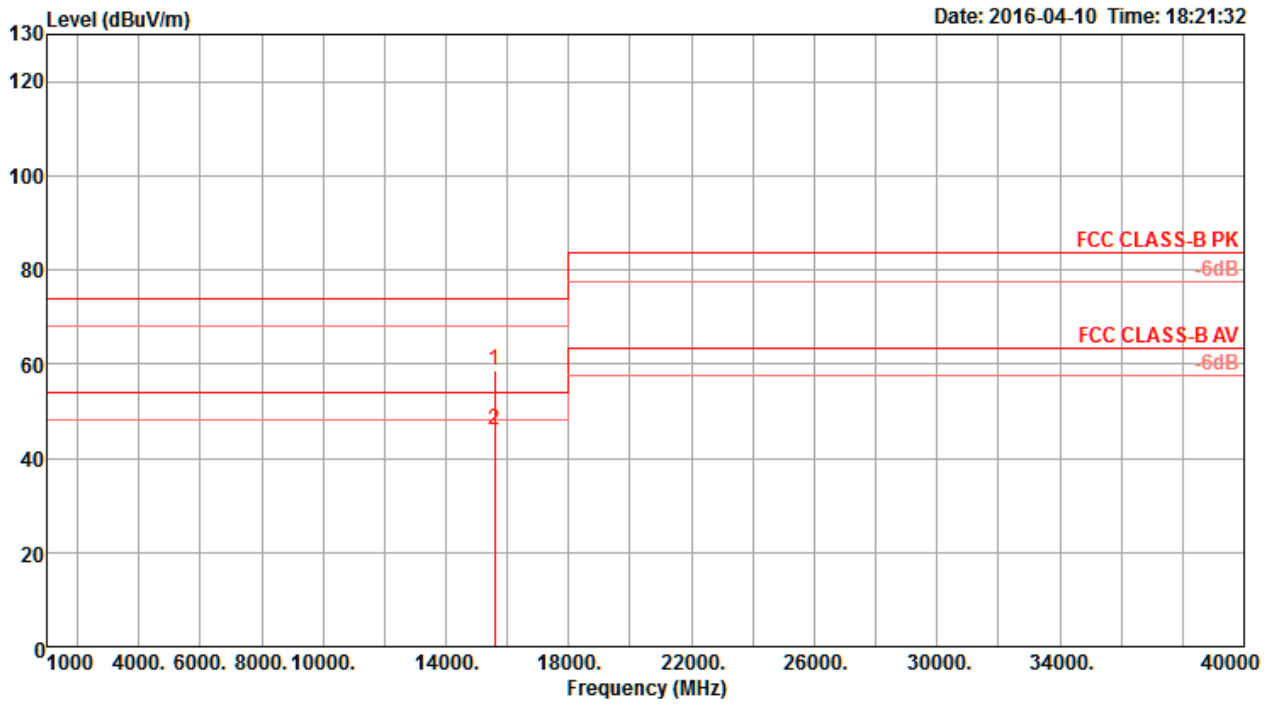
Temperature	22°C	Humidity	56%
Test Engineer	Nyle Chang & Peter Wu & Gary Chu & DK Chang & Eddie Weng & Stim Song & Brain Sun	Configurations	IEEE 802.11a CH 40 / Chain 1 + Chain 2 + Chain 3 + Chain 4
Test Mode	Mode 2		

Horizontal



	Freq	Level	Limit Line	Over Limit	Read Level	CableAntenna Loss	Preamp Factor	T/Pos	A/Pos	Remark	Pol/Phase
	MHz	dBuV/m	dBuV/m	dB	dBuV	dB	dB/m	dB	deg	cm	
1	15603.46	45.70	54.00	-8.30	30.84	11.25	38.29	34.68	0	165 Average	HORIZONTAL
2	15604.62	59.28	74.00	-14.72	44.42	11.25	38.29	34.68	0	165 Peak	HORIZONTAL

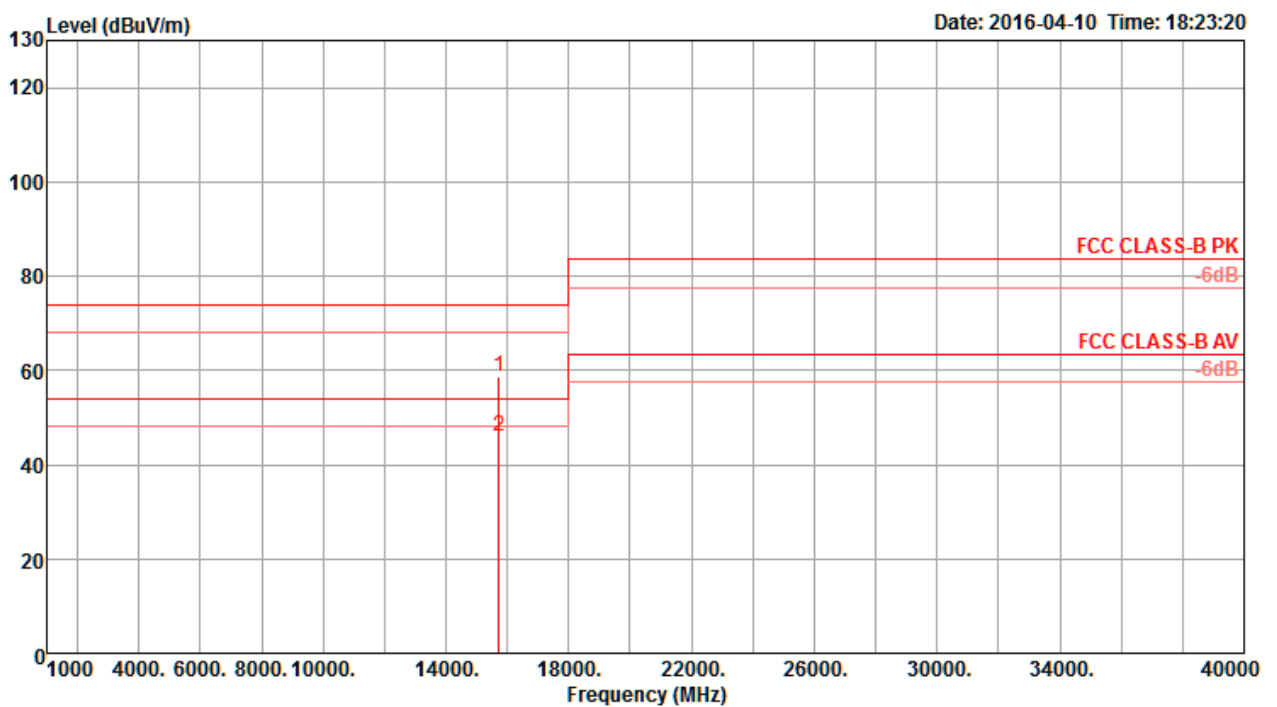
Vertical



	Freq	Level	Limit	Over	Read	CableAntenna	Preamp	T/Pos	A/Pos	Remark	Pol/Phase
	MHz	dBuV/m	dBuV/m	dB	dBuV	dB	dB/m	deg	cm		
1	15595.62	58.65	74.00	-15.35	43.86	11.24	38.23	34.68	3	168 Peak	VERTICAL
2	15598.96	45.86	54.00	-8.14	31.07	11.24	38.23	34.68	3	168 Average	VERTICAL

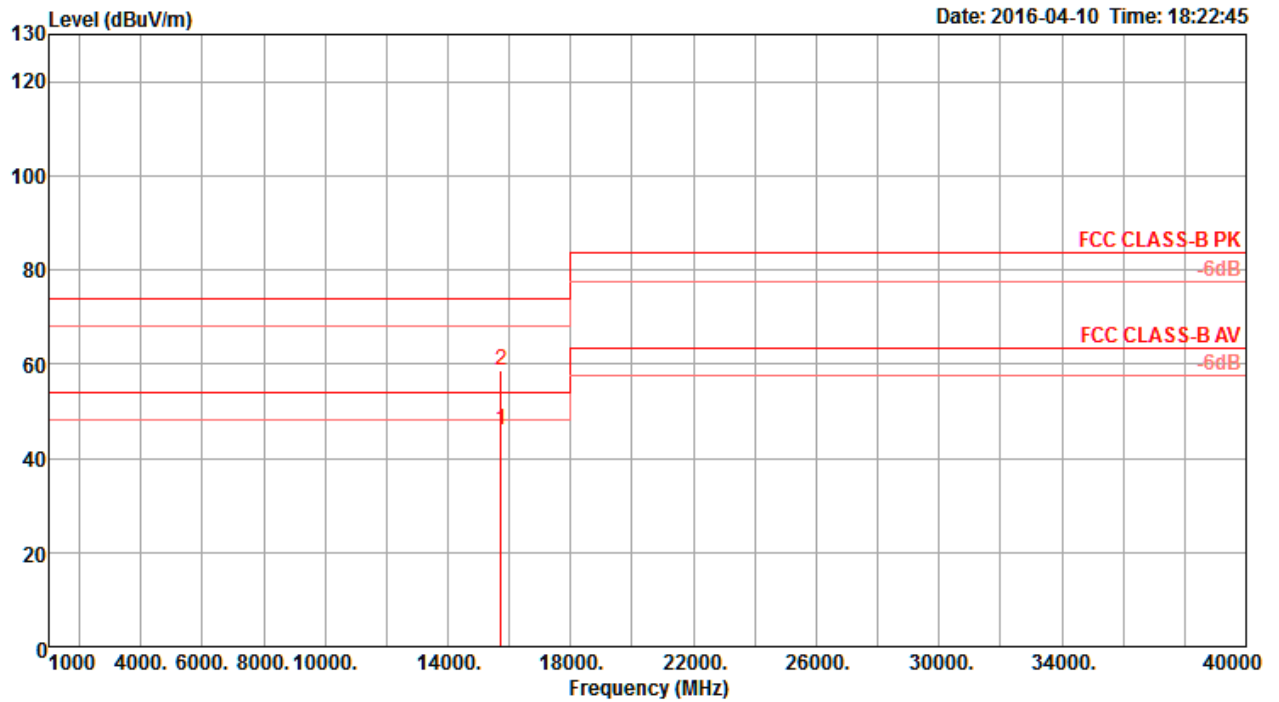
Temperature	22°C	Humidity	56%
Test Engineer	Nyle Chang & Peter Wu & Gary Chu & DK Chang & Eddie Weng & Stim Song & Brain Sun	Configurations	IEEE 802.11a CH 48 / Chain 1 + Chain 2 + Chain 3 + Chain 4
Test Mode	Mode 2		

Horizontal



	Freq	Level	Limit Line	Over Limit	Read Level	CableAntenna Loss	Preamp Factor	T/Pos	A/Pos	Remark	Pol/Phase
	MHz	dBuV/m	dBuV/m	dB	dBuV	dB	dB/m	dB	deg	cm	
1	15717.66	58.75	74.00	-15.25	43.87	11.27	38.42	34.81	10	163 Peak	HORIZONTAL
2	15722.58	45.95	54.00	-8.05	31.07	11.27	38.42	34.81	10	163 Average	HORIZONTAL

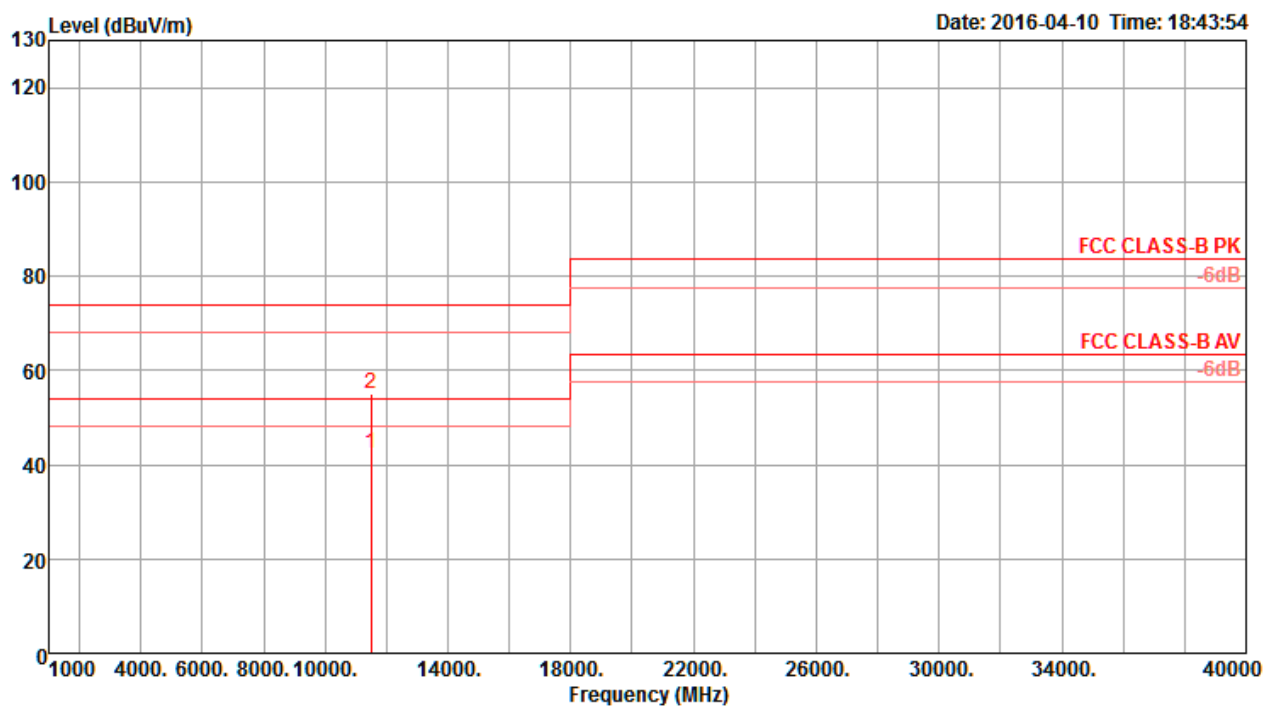
Vertical



	Freq	Level	Limit	Over	Read	CableAntenna	Preamp	T/Pos	A/Pos	Remark	Pol/Phase
	MHz	dBuV/m	dBuV/m	dB	dBuV	dB	dB/m	deg	cm		
1	15716.26	45.98	54.00	-8.02	31.10	11.27	38.42	34.81	6	161 Average	VERTICAL
2	15718.24	58.60	74.00	-15.40	43.72	11.27	38.42	34.81	6	161 Peak	VERTICAL

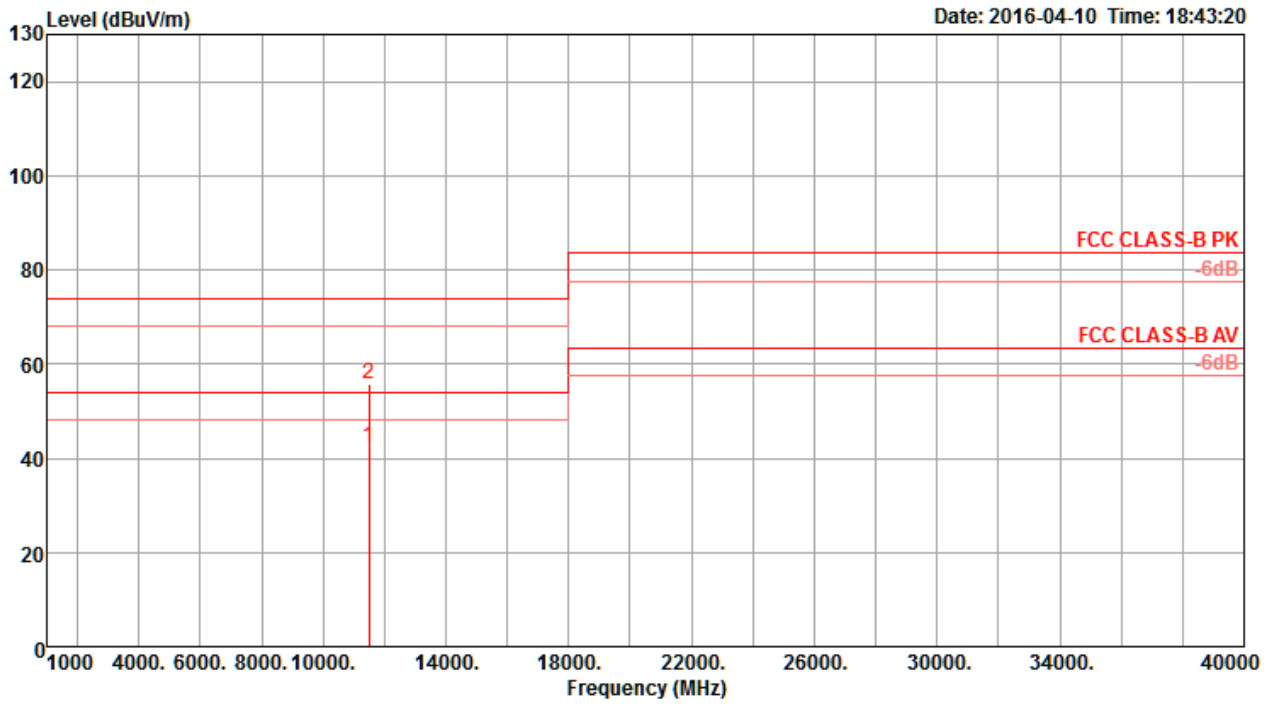
Temperature	22°C	Humidity	56%
Test Engineer	Nyle Chang & Peter Wu & Gary Chu & DK Chang & Eddie Weng & Stim Song & Brain Sun	Configurations	IEEE 802.11a CH 149 / Chain 1 + Chain 2 + Chain 3 + Chain 4
Test Mode	Mode 2		

Horizontal



	Freq	Level	Limit Line	Over Limit	Read Level	CableAntenna Loss	Antenna Factor	Preamp Factor	T/Pos	A/Pos	Remark	Pol/Phase
	MHz	dBuV/m	dBuV/m	dB	dBuV	dB	dB/m	dB	deg	cm		
1	11486.52	42.24	54.00	-11.76	28.74	9.62	38.50	34.62	8	160	Average	HORIZONTAL
2	11494.64	54.87	74.00	-19.13	41.37	9.62	38.50	34.62	8	160	Peak	HORIZONTAL

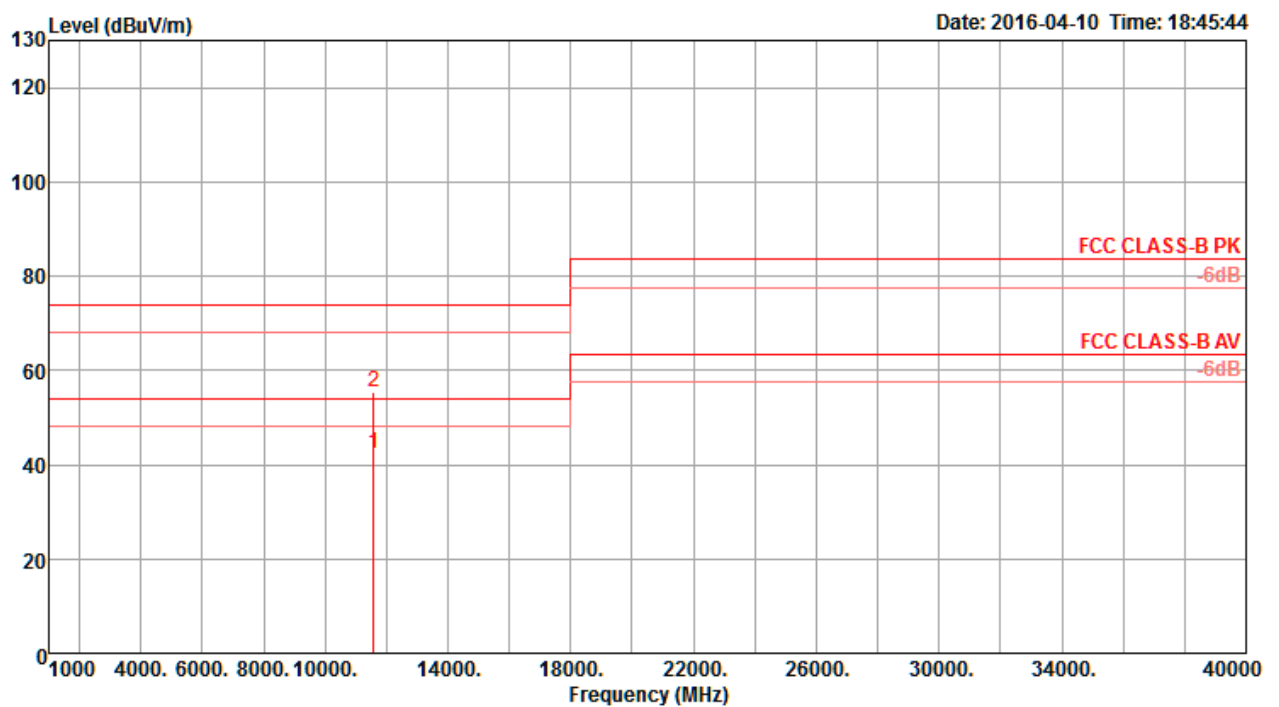
Vertical



	Freq	Level	Limit	Over	Read	CableAntenna	Preamp	T/Pos	A/Pos	Remark	Pol/Phase
	MHz	dBuV/m	dBuV/m	dB	dBuV	dB	dB/m	deg	cm		
1	11488.60	42.43	54.00	-11.57	28.93	9.62	38.50	34.62	8	163 Average	VERTICAL
2	11493.44	55.67	74.00	-18.33	42.17	9.62	38.50	34.62	8	163 Peak	VERTICAL

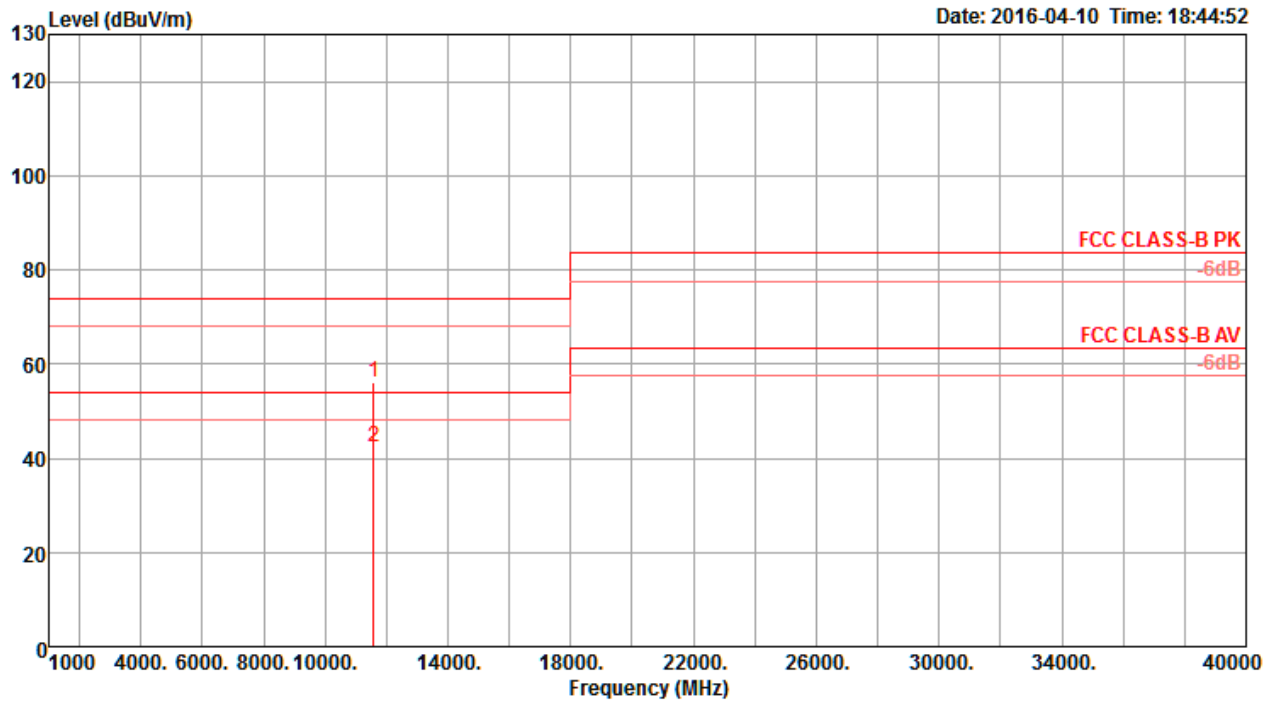
Temperature	22°C	Humidity	56%
Test Engineer	Nyle Chang & Peter Wu & Gary Chu & DK Chang & Eddie Weng & Stim Song & Brain Sun	Configurations	IEEE 802.11a CH 157 / Chain 1 + Chain 2 + Chain 3 + Chain 4
Test Mode	Mode 2		

Horizontal



	Freq	Level	Limit	Over	Read	CableAntenna	Preamp	T/Pos	A/Pos	Remark	Pol/Phase	
	MHz	dBuV/m	dBuV/m	dB	dBuV	dB	dB/m	dB	deg	cm		
1	11568.48	42.36	54.00	-11.64	28.87	9.61	38.53	34.65	352	152	Average	HORIZONTAL
2	11572.00	55.55	74.00	-18.45	42.06	9.61	38.53	34.65	352	152	Peak	HORIZONTAL

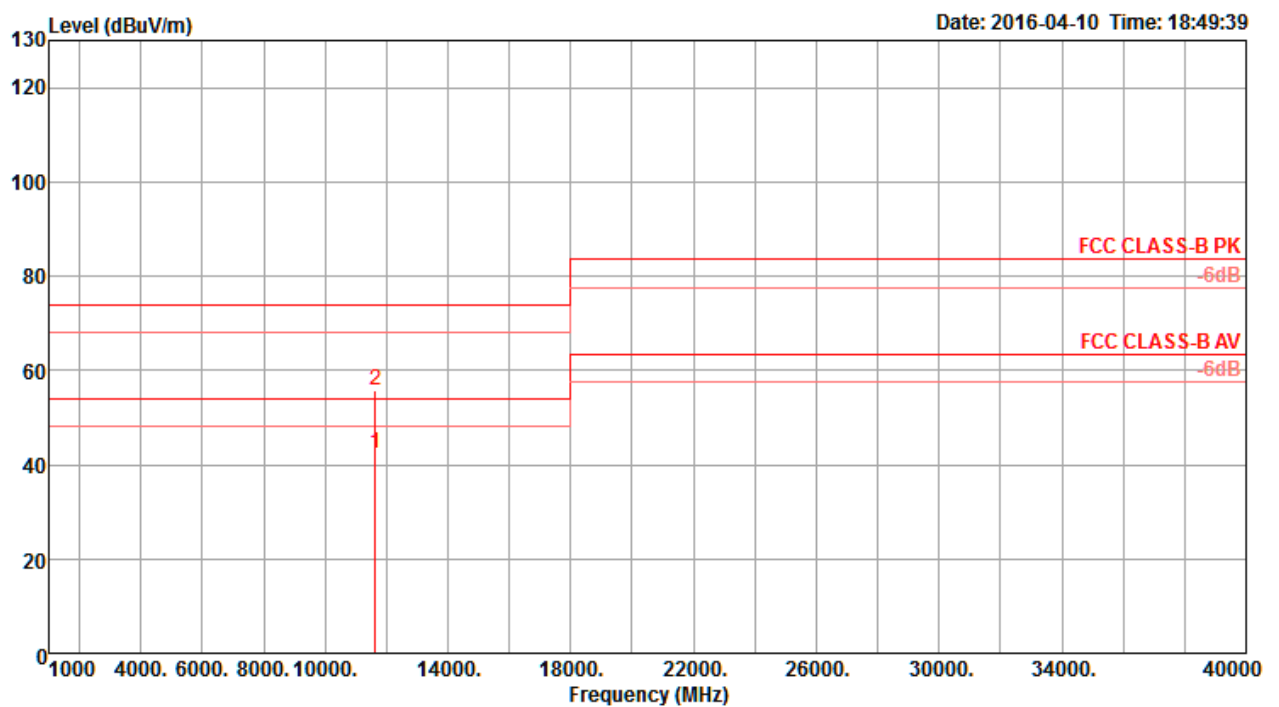
Vertical



	Freq	Level	Limit	Over	Read	CableAntenna	Preamp	T/Pos	A/Pos	Remark	Pol/Phase
	MHz	dBuV/m	dBuV/m	dB	dBuV	dB	dB/m	dB	deg	cm	
1	11569.42	56.02	74.00	-17.98	42.53	9.61	38.53	34.65	5	156 Peak	VERTICAL
2	11571.76	42.42	54.00	-11.58	28.93	9.61	38.53	34.65	5	156 Average	VERTICAL

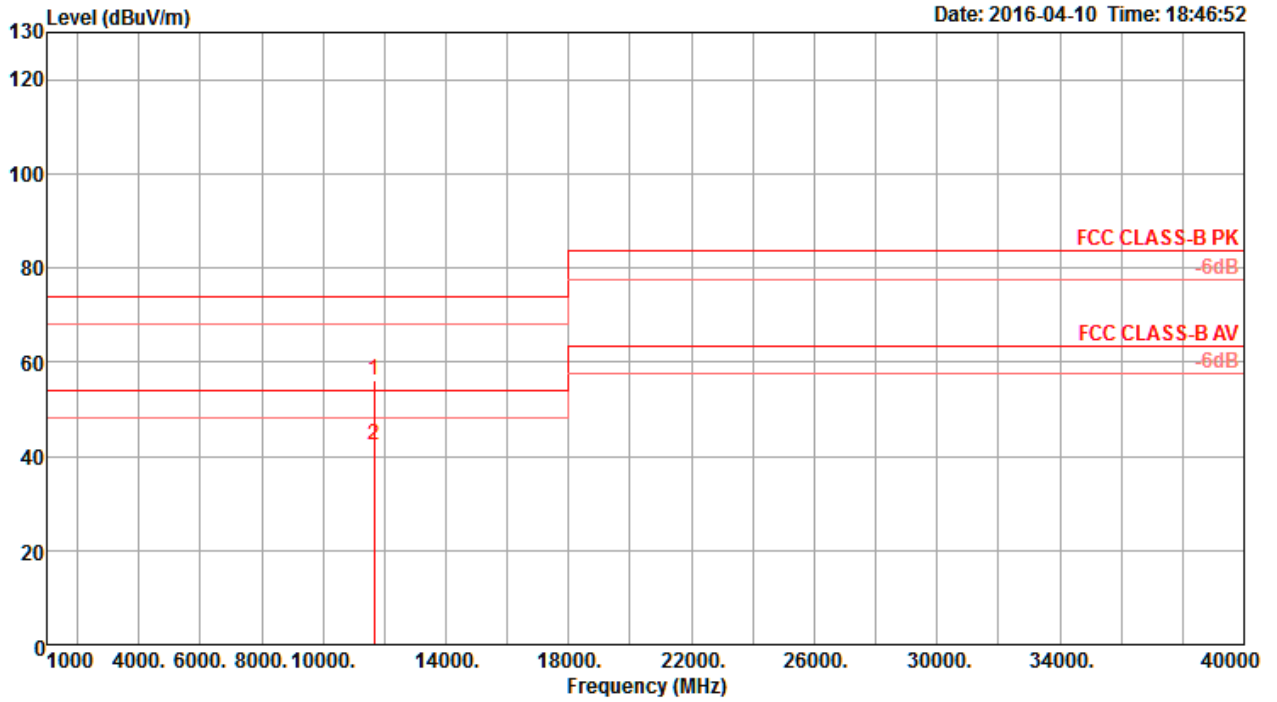
Temperature	22°C	Humidity	56%
Test Engineer	Nyle Chang & Peter Wu & Gary Chu & DK Chang & Eddie Weng & Stim Song & Brain Sun	Configurations	IEEE 802.11a CH 165 / Chain 1 + Chain 2 + Chain 3 + Chain 4
Test Mode	Mode 2		

Horizontal



	Freq	Level	Limit Line	Over Limit	Read Level	CableAntenna Loss	Preamp Factor	T/Pos	A/Pos	Remark	Pol/Phase
	MHz	dBuV/m	dBuV/m	dB	dBuV	dB	dB/m	dB	deg	cm	
1	11645.32	42.30	54.00	-11.70	28.83	9.60	38.55	34.68	356	159 Average	HORIZONTAL
2	11648.12	55.78	74.00	-18.22	42.31	9.60	38.55	34.68	356	159 Peak	HORIZONTAL

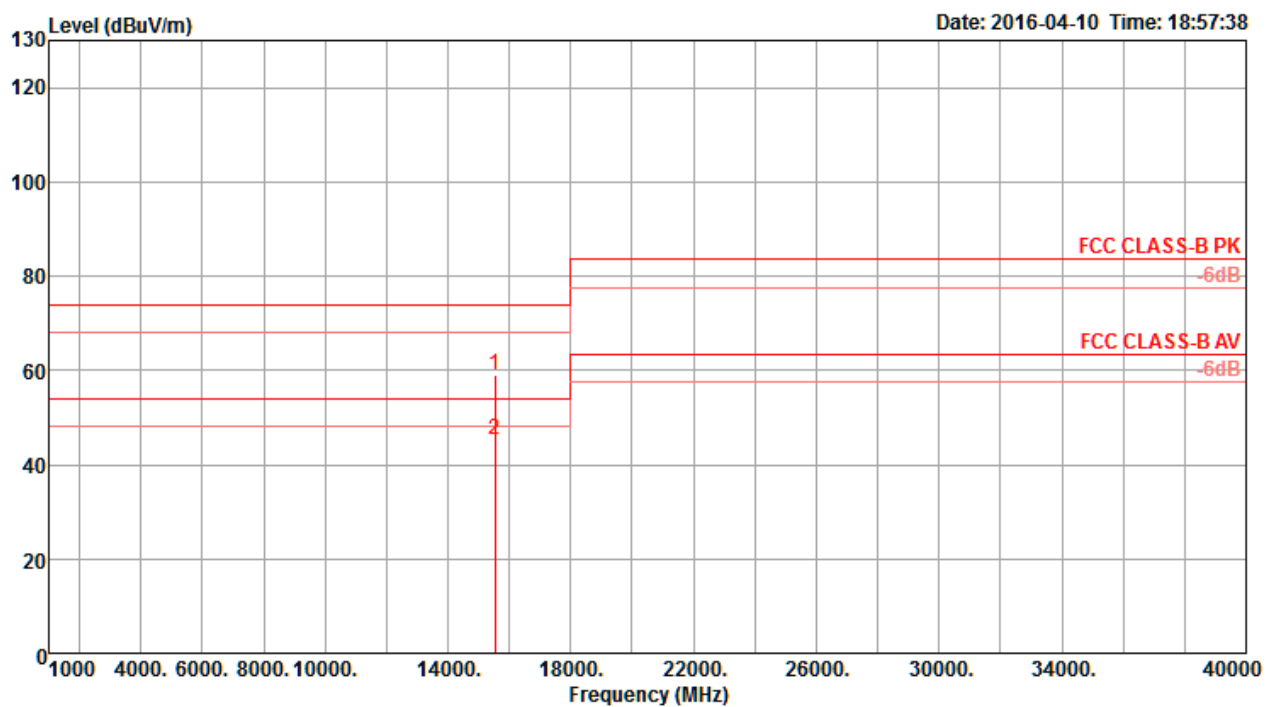
Vertical



	Freq	Level	Limit	Over	Read	CableAntenna	Preamp	T/Pos	A/Pos	Remark	Pol/Phase	
	MHz	dBuV/m	dBuV/m	dB	dBuV	dB	dB/m	dB	deg	cm		
1	11650.96	55.95	74.00	-18.05	42.46	9.60	38.57	34.68	0	158	Peak	VERTICAL
2	11651.62	42.40	54.00	-11.60	28.91	9.60	38.57	34.68	0	158	Average	VERTICAL

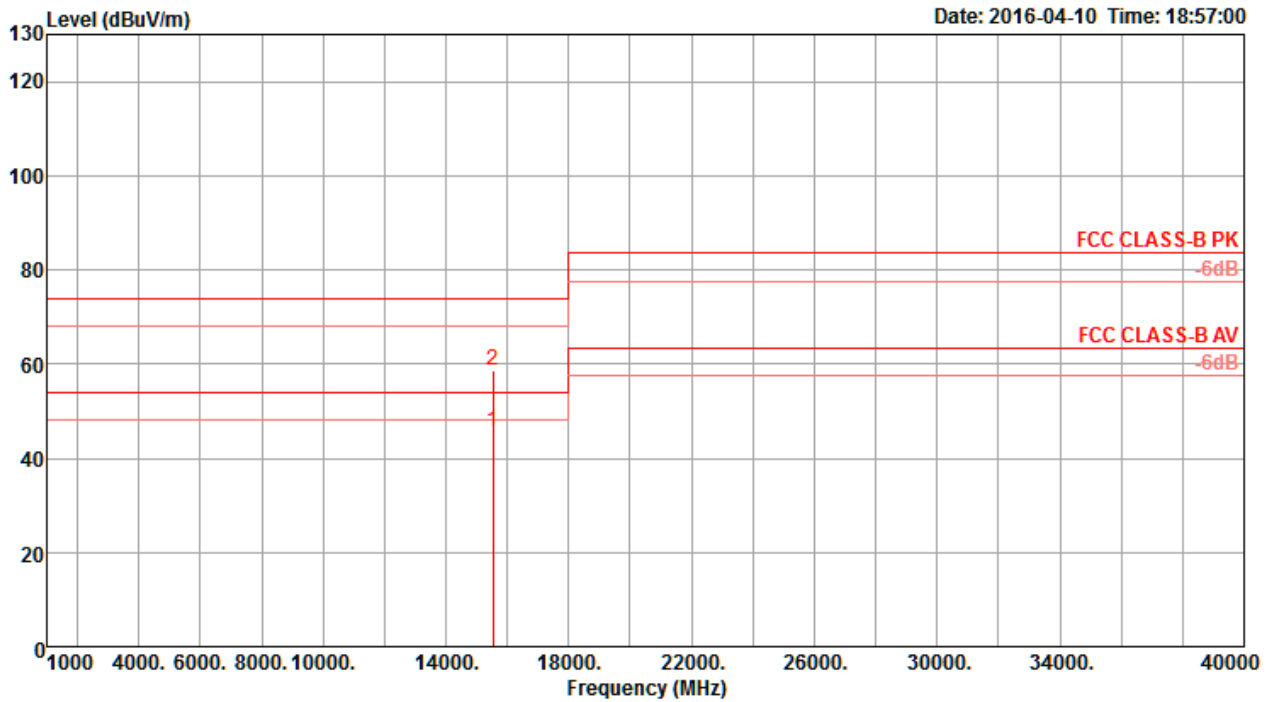
Temperature	22°C	Humidity	56%
Test Engineer	Nyle Chang & Peter Wu & Gary Chu & DK Chang & Eddie Weng & Stim Song & Brain Sun	Configurations	IEEE 802.11ac MCS0/Nss1 VHT20 CH 36 / Chain 1 + Chain 2 + Chain 3 + Chain 4
Test Mode	Mode 2		

Horizontal



	Freq	Level	Limit Line	Over Limit	Read Level	CableAntenna Loss	Preamp Factor	T/Pos	A/Pos	Remark	Pol/Phase
	MHz	dBuV/m	dBuV/m	dB	dBuV	dB	dB/m	deg	cm		
1	15539.54	58.88	74.00	-15.12	44.13	11.23	38.16	34.64	12	158 Peak	HORIZONTAL
2	15542.48	45.22	54.00	-8.78	30.47	11.23	38.16	34.64	12	158 Average	HORIZONTAL

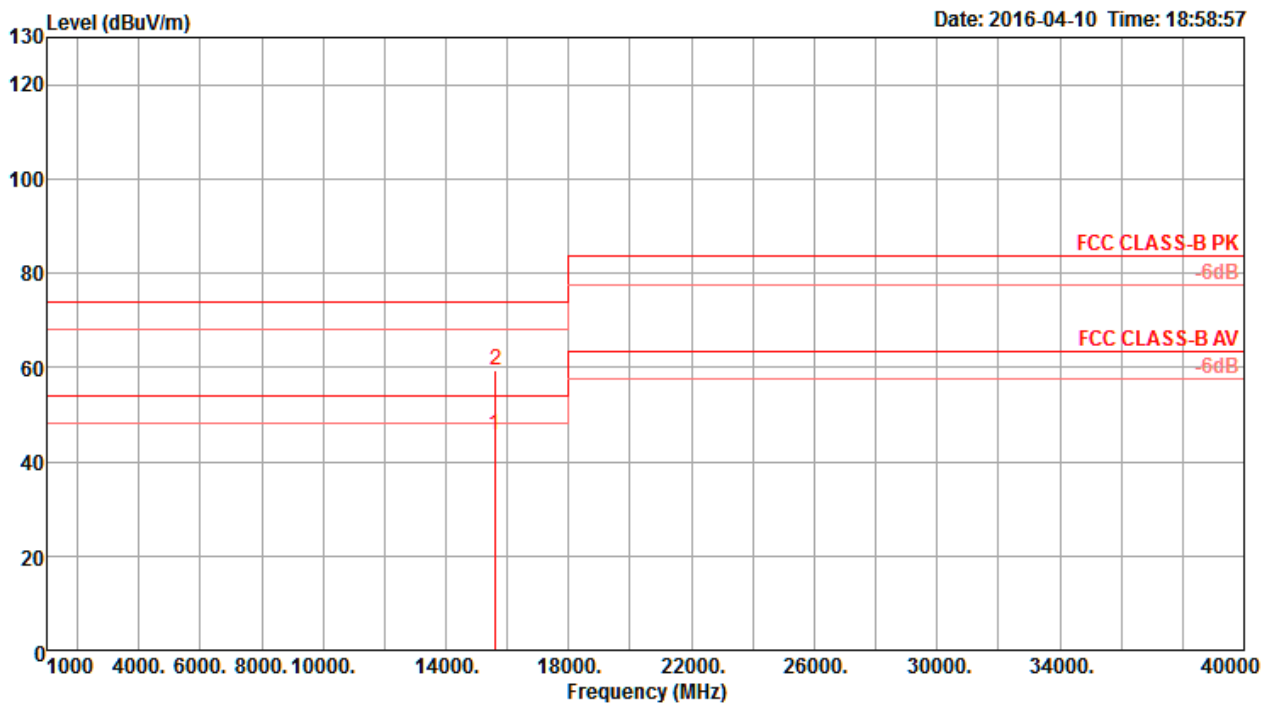
Vertical



	Freq	Level	Limit	Over	Read	CableAntenna	Preamp	T/Pos	A/Pos	Remark	Pol/Phase
	MHz	dBuV/m	dBuV/m	dB	dBuV	dB	dB/m	deg	cm		
1	15541.02	45.69	54.00	-8.31	30.94	11.23	38.16	34.64	5	159 Average	VERTICAL
2	15544.66	58.55	74.00	-15.45	43.80	11.23	38.16	34.64	5	159 Peak	VERTICAL

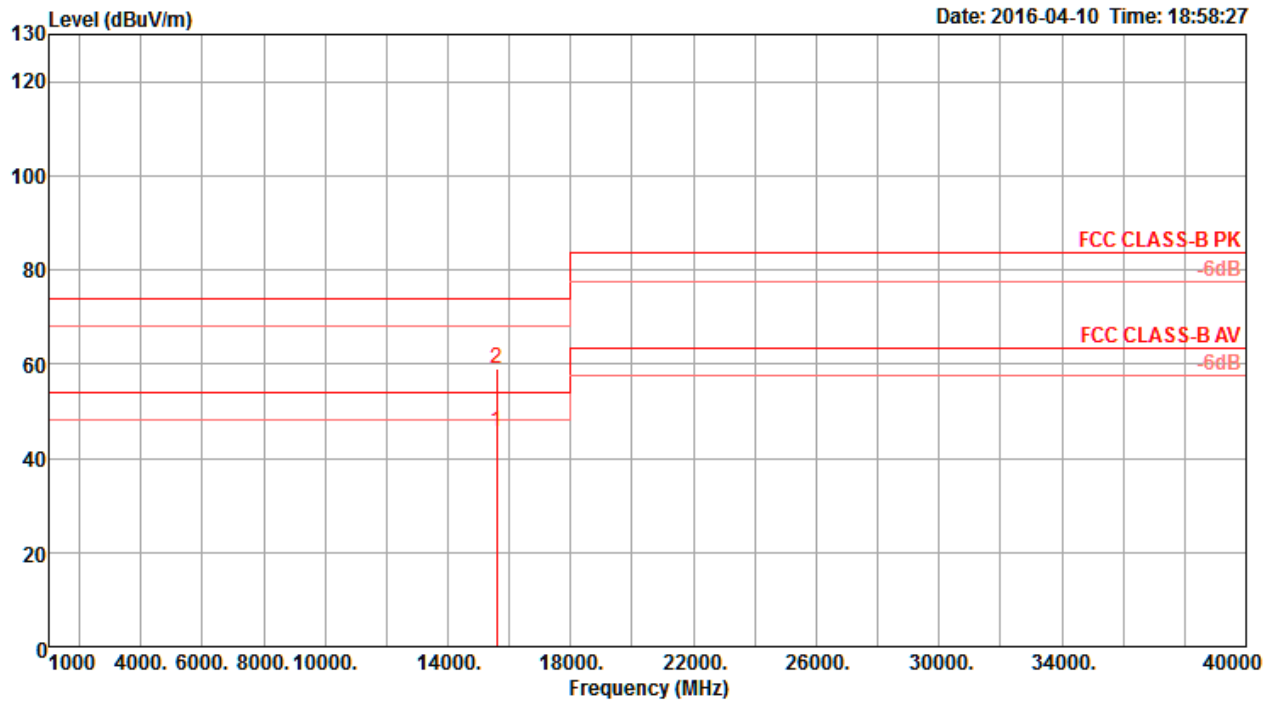
Temperature	22°C	Humidity	56%
Test Engineer	Nyle Chang & Peter Wu & Gary Chu & DK Chang & Eddie Weng & Stim Song & Brain Sun	Configurations	IEEE 802.11ac MCS0/Nss1 VHT20 CH 40 / Chain 1 + Chain 2 + Chain 3 + Chain 4
Test Mode	Mode 2		

Horizontal



	Freq	Level	Limit Line	Over Limit	Read Level	CableAntenna Loss	Preamp Factor	T/Pos	A/Pos	Remark	Pol/Phase
	MHz	dBuV/m	dBuV/m	dB	dBuV	dB	dB/m	dB	deg	cm	
1	15595.44	45.72	54.00	-8.28	30.93	11.24	38.23	34.68	7	154 Average	HORIZONTAL
2	15604.28	59.24	74.00	-14.76	44.38	11.25	38.29	34.68	7	154 Peak	HORIZONTAL

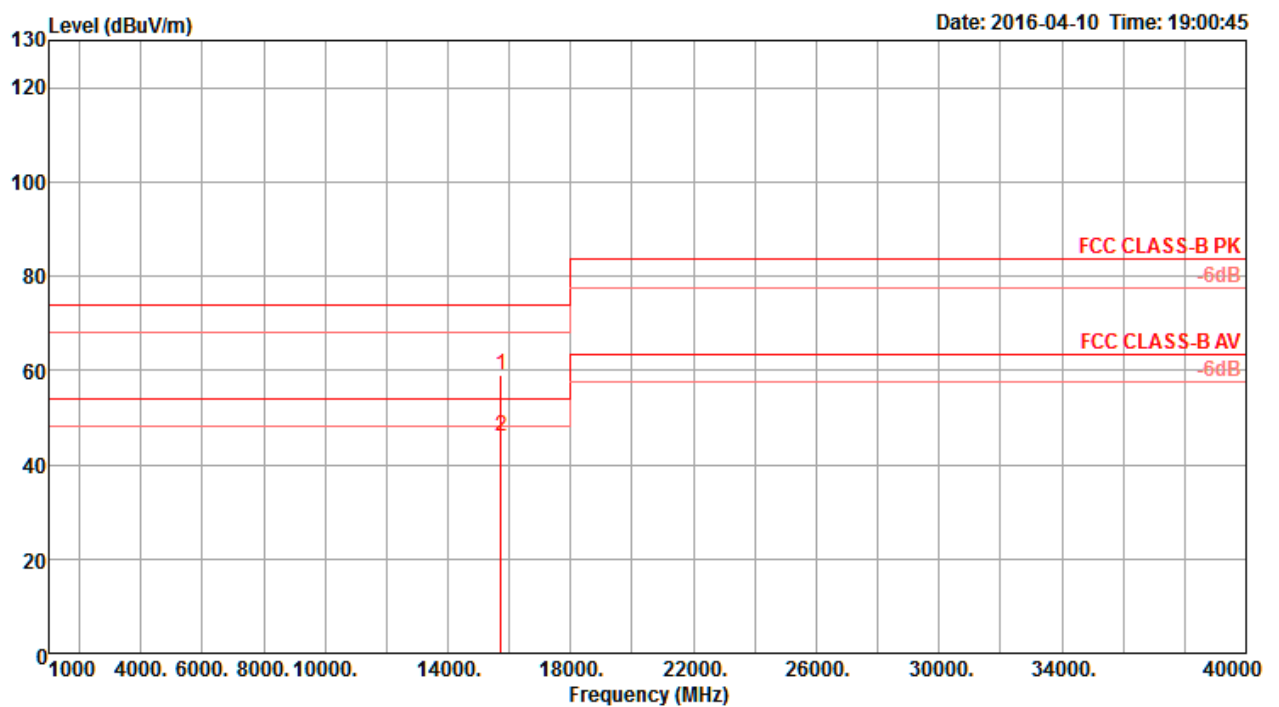
Vertical



	Freq	Level	Limit	Over	Read	CableAntenna	Preamp	T/Pos	A/Pos	Remark	Pol/Phase
	MHz	dBuV/m	dBuV/m	dB	dBuV	dB	dB/m	deg	cm		
1	15598.44	45.69	54.00	-8.31	30.90	11.24	38.23	34.68	356	156 Average	VERTICAL
2	15600.32	59.17	74.00	-14.83	44.38	11.24	38.23	34.68	356	156 Peak	VERTICAL

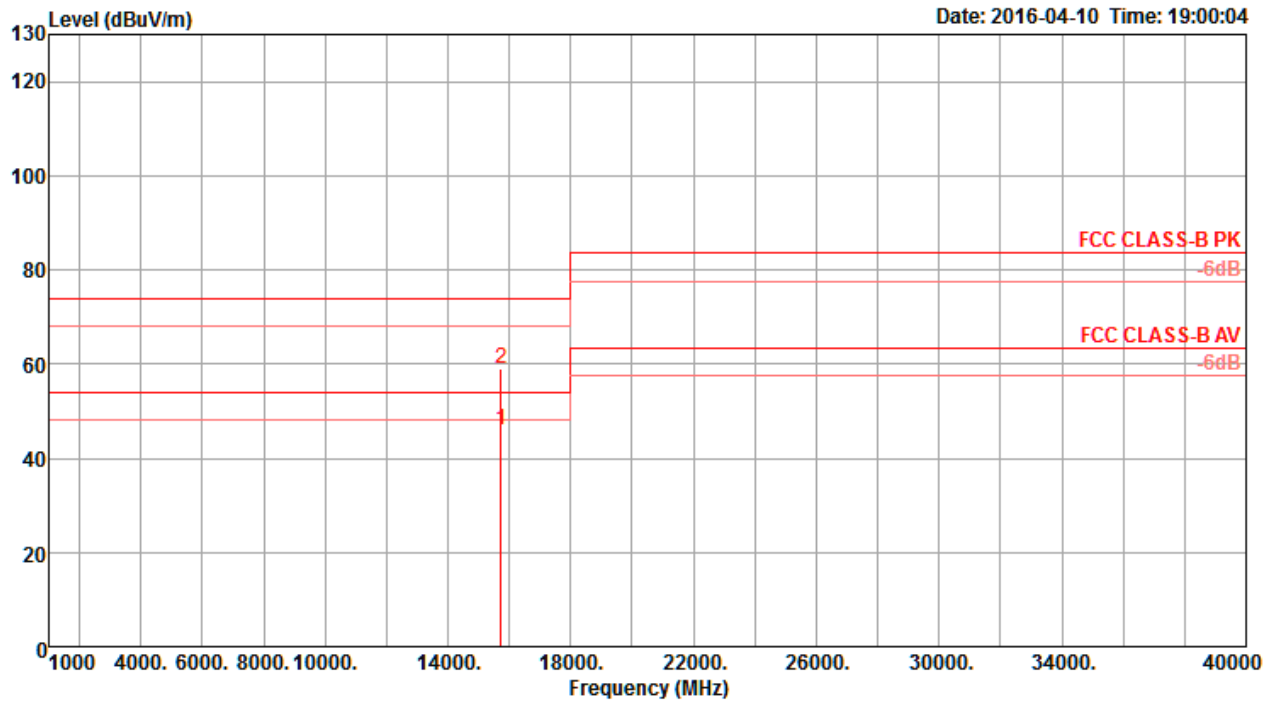
Temperature	22°C	Humidity	56%
Test Engineer	Nyle Chang & Peter Wu & Gary Chu & DK Chang & Eddie Weng & Stim Song & Brain Sun	Configurations	IEEE 802.11ac MCS0/Nss1 VHT20 CH 48 / Chain 1 + Chain 2 + Chain 3 + Chain 4
Test Mode	Mode 2		

Horizontal



	Freq	Level	Limit Line	Over Limit	Read Level	CableAntenna Loss	Preamp Factor	T/Pos	A/Pos	Remark	Pol/Phase
	MHz	dBuV/m	dBuV/m	dB	dBuV	dB	dB/m	dB	deg	cm	
1	15721.80	59.15	74.00	-14.85	44.27	11.27	38.42	34.81	12	158 Peak	HORIZONTAL
2	15724.30	45.98	54.00	-8.02	31.10	11.27	38.42	34.81	12	158 Average	HORIZONTAL

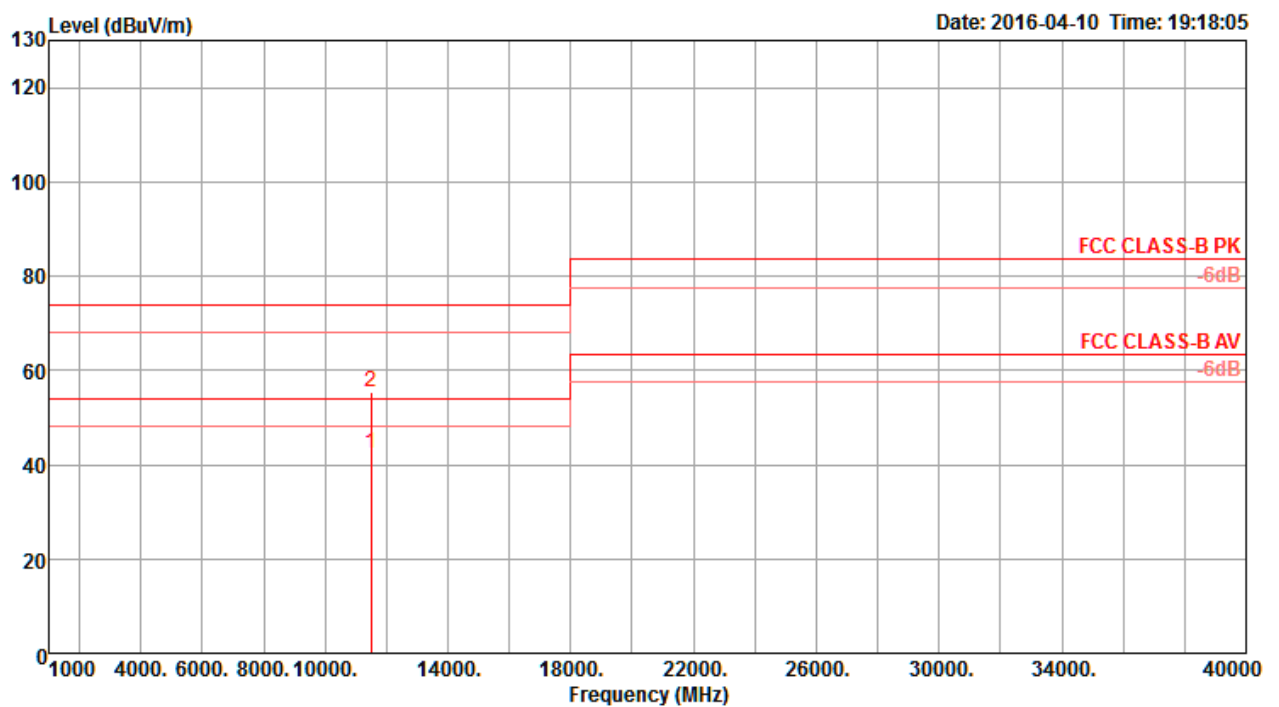
Vertical



	Freq	Level	Limit	Over	Read	CableAntenna	Preamp	T/Pos	A/Pos	Remark	Pol/Phase
	MHz	dBuV/m	dBuV/m	dB	dBuV	dB	dB/m	deg	cm		
1	15715.26	46.17	54.00	-7.83	31.29	11.27	38.42	34.81	10	155 Average	VERTICAL
2	15716.70	59.06	74.00	-14.94	44.18	11.27	38.42	34.81	10	155 Peak	VERTICAL

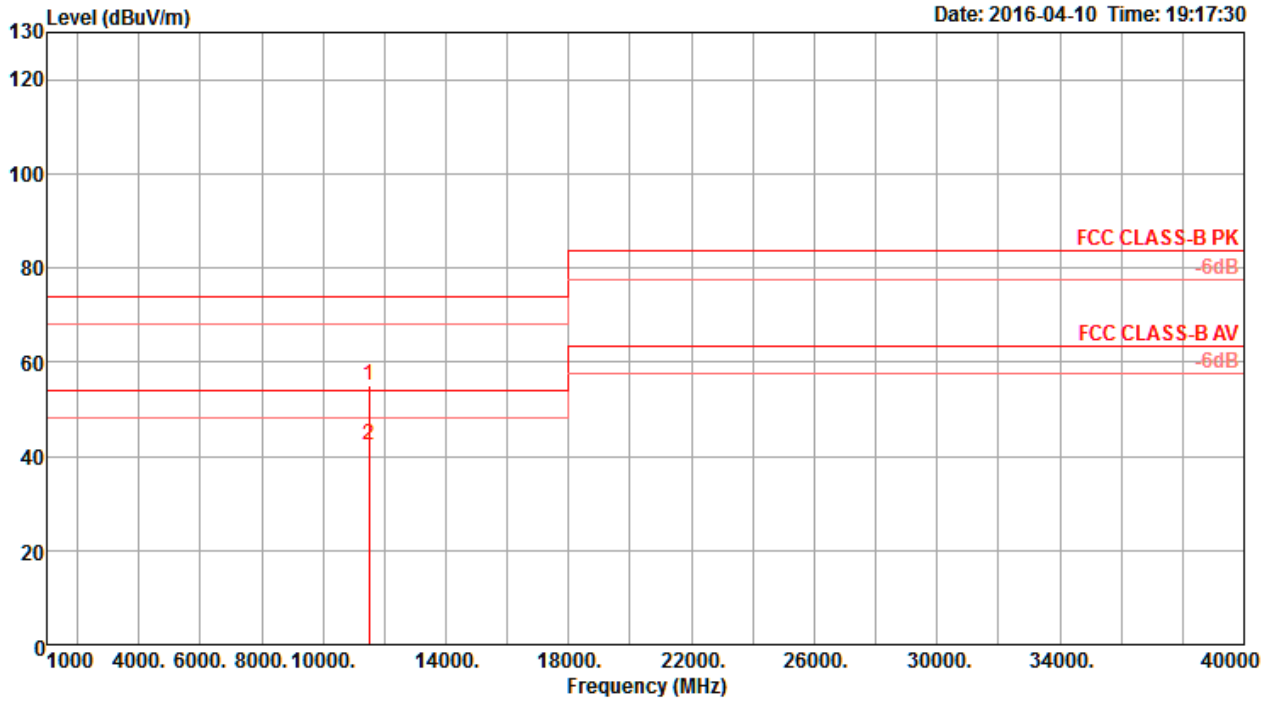
Temperature	22°C	Humidity	56%
Test Engineer	Nyle Chang & Peter Wu & Gary Chu & DK Chang & Eddie Weng & Stim Song & Brain Sun	Configurations	IEEE 802.11ac MCS0/Nss1 VHT20 CH 149 / Chain 1 + Chain 2 + Chain 3 + Chain 4
Test Mode	Mode 2		

Horizontal



	Freq	Level	Limit Line	Over Limit	Read Level	CableAntenna Loss	Antenna Factor	Preamp Factor	T/Pos	A/Pos	Remark	Pol/Phase
	MHz	dBuV/m	dBuV/m	dB	dBuV	dB	dB/m	dB	deg	cm		
1	11485.46	42.34	54.00	-11.66	28.84	9.62	38.50	34.62	6	161	Average	HORIZONTAL
2	11493.10	55.42	74.00	-18.58	41.92	9.62	38.50	34.62	6	161	Peak	HORIZONTAL

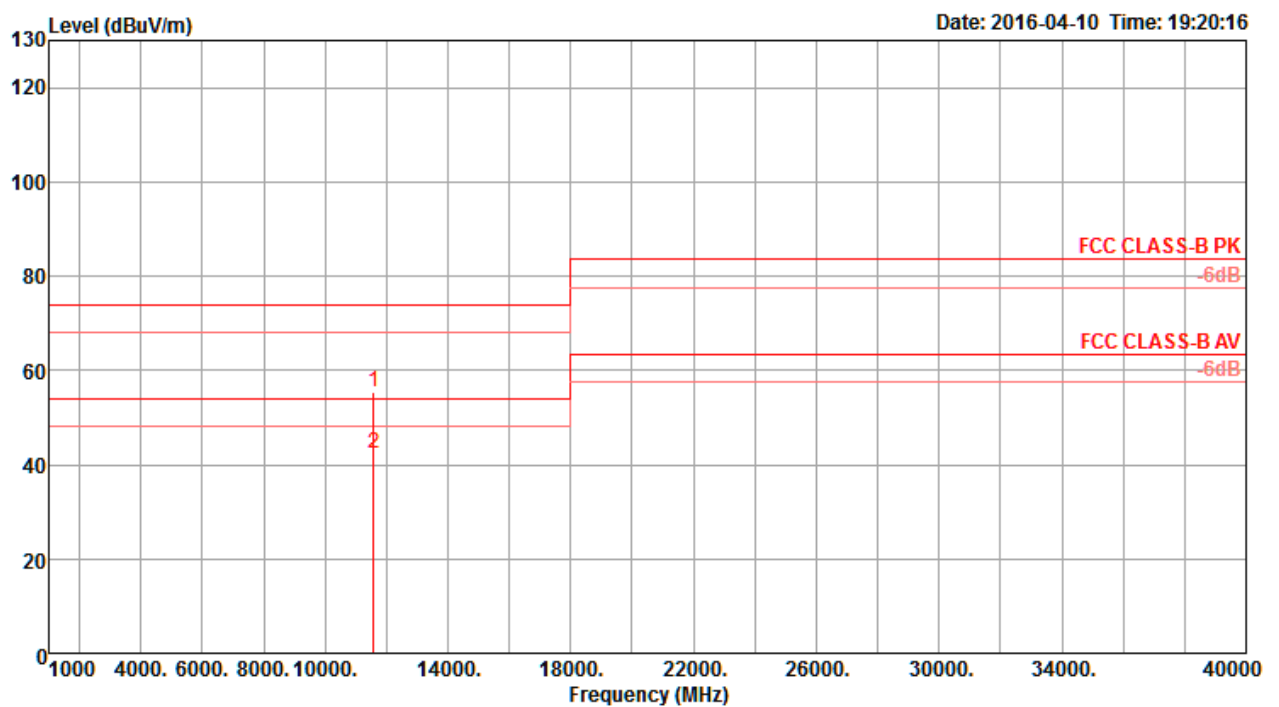
Vertical



	Freq	Level	Limit	Over	Read	CableAntenna	Preamp	T/Pos	A/Pos	Remark	Pol/Phase	
	MHz	dBuV/m	dBuV/m	dB	dBuV	dB	dB/m	dB	deg	cm		
1	11490.46	55.07	74.00	-18.93	41.57	9.62	38.50	34.62	356	159	Peak	VERTICAL
2	11490.56	42.45	54.00	-11.55	28.95	9.62	38.50	34.62	356	159	Average	VERTICAL

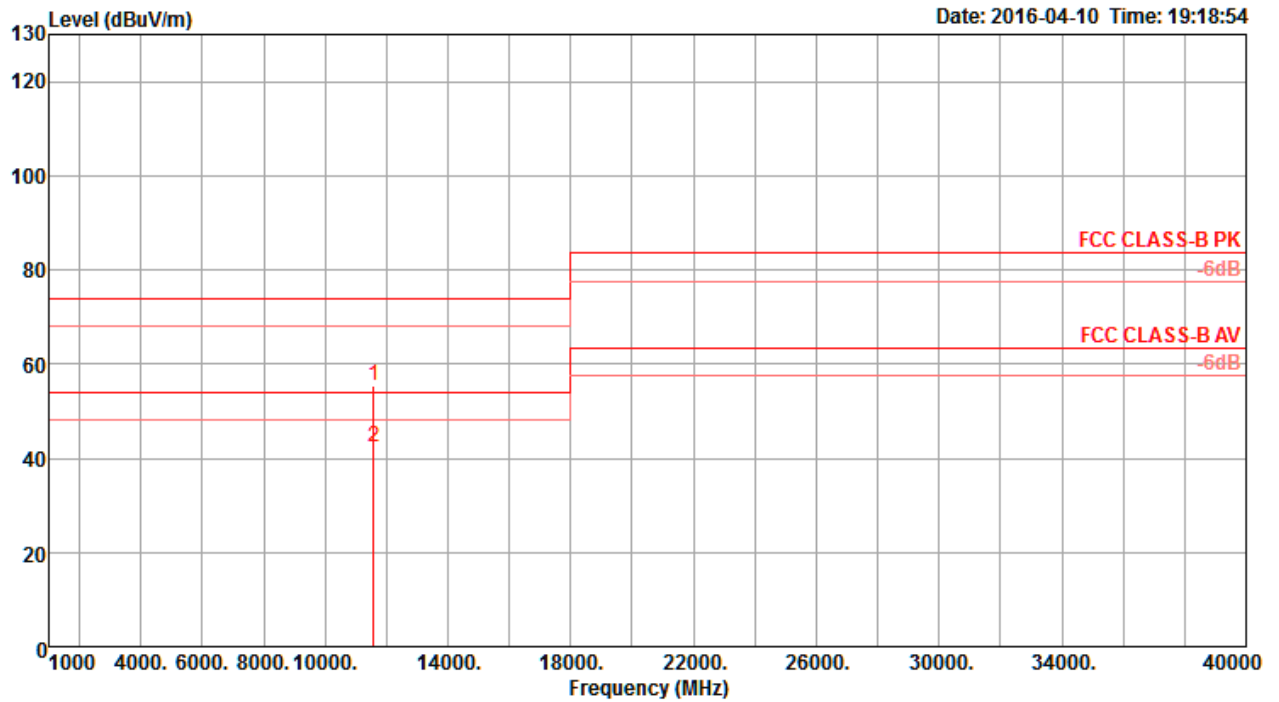
Temperature	22°C	Humidity	56%
Test Engineer	Nyle Chang & Peter Wu & Gary Chu & DK Chang & Eddie Weng & Stim Song & Brain Sun	Configurations	IEEE 802.11ac MCS0/Nss1 VHT20 CH 157 / Chain 1 + Chain 2 + Chain 3 + Chain 4
Test Mode	Mode 2		

Horizontal



	Freq	Level	Limit Line	Over Limit	Read Level	CableAntenna Loss	Preamp Factor	T/Pos	A/Pos	Remark	Pol/Phase
	MHz	dBuV/m	dBuV/m	dB	dBuV	dB	dB/m	dB	deg	cm	
1	11568.20	55.40	74.00	-18.60	41.91	9.61	38.53	34.65	358	156 Peak	HORIZONTAL
2	11573.10	42.47	54.00	-11.53	28.98	9.61	38.53	34.65	358	156 Average	HORIZONTAL

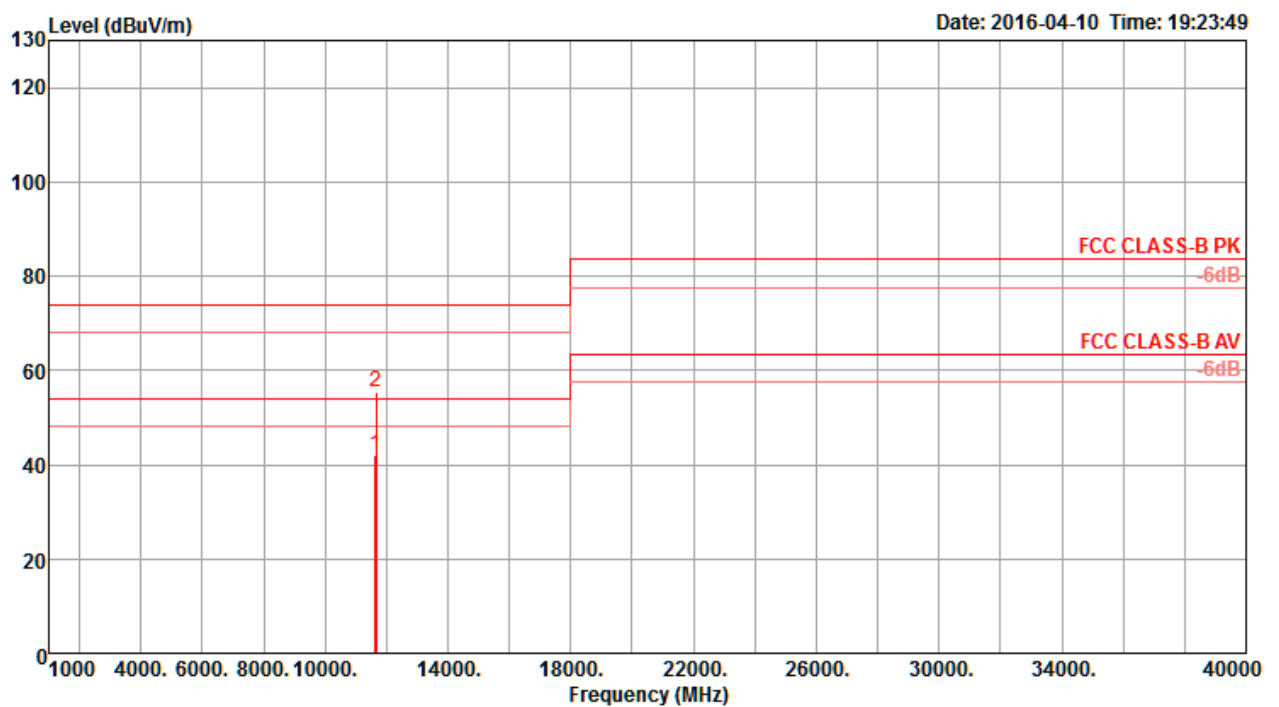
Vertical



	Freq	Level	Limit	Over	Read	CableAntenna	Preamp	T/Pos	A/Pos	Remark	Pol/Phase	
	MHz	dBuV/m	dBuV/m	dB	dBuV	dB	dB/m	dB	deg	cm		
1	11569.68	55.34	74.00	-18.66	41.85	9.61	38.53	34.65	10	159	Peak	VERTICAL
2	11570.16	42.48	54.00	-11.52	28.99	9.61	38.53	34.65	10	159	Average	VERTICAL

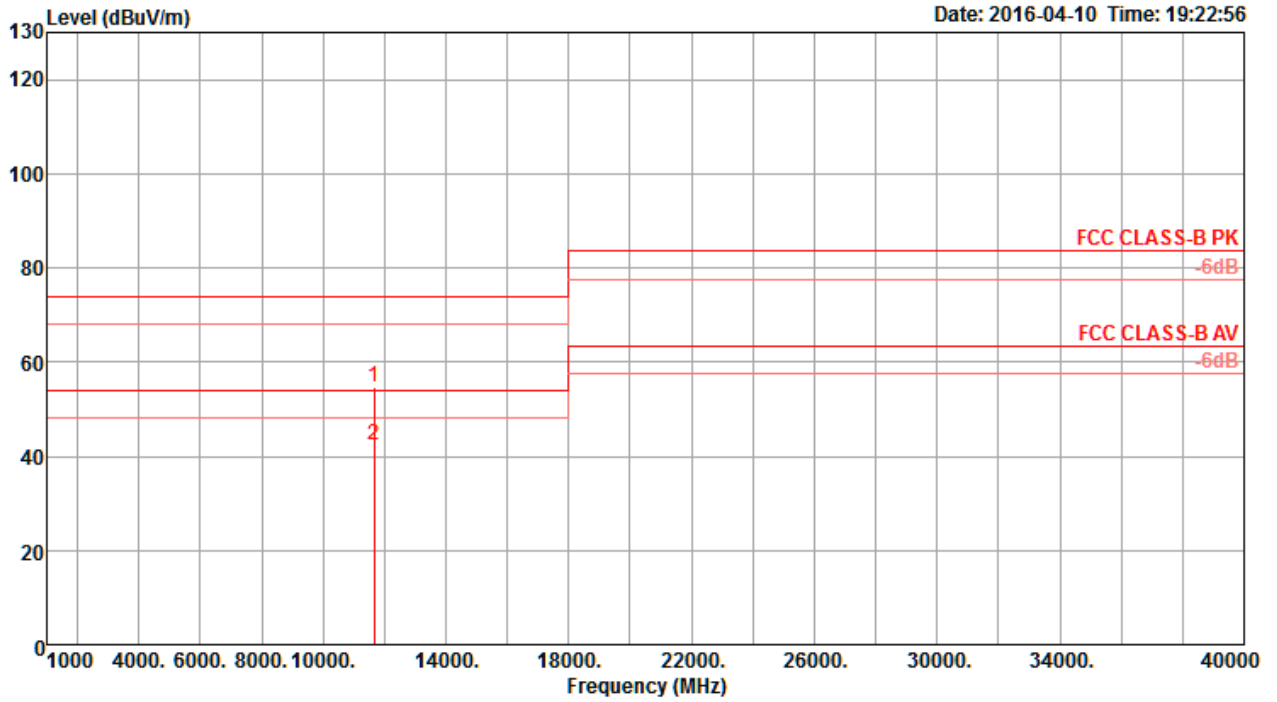
Temperature	22°C	Humidity	56%
Test Engineer	Nyle Chang & Peter Wu & Gary Chu & DK Chang & Eddie Weng & Stim Song & Brain Sun	Configurations	IEEE 802.11ac MCS0/Nss1 VHT20 CH 165 / Chain 1 + Chain 2 + Chain 3 + Chain 4
Test Mode	Mode 2		

Horizontal



	Freq	Level	Limit Line	Over Limit	Read Level	CableAntenna Loss	Preamp Factor	T/Pos	A/Pos	Remark	Pol/Phase
	MHz	dBuV/m	dBuV/m	dB	dBuV	dB	dB/m	dB	deg	cm	
1	11645.22	42.06	54.00	-11.94	28.59	9.60	38.55	34.68	16	162 Average	HORIZONTAL
2	11652.34	55.51	74.00	-18.49	42.02	9.60	38.57	34.68	16	162 Peak	HORIZONTAL

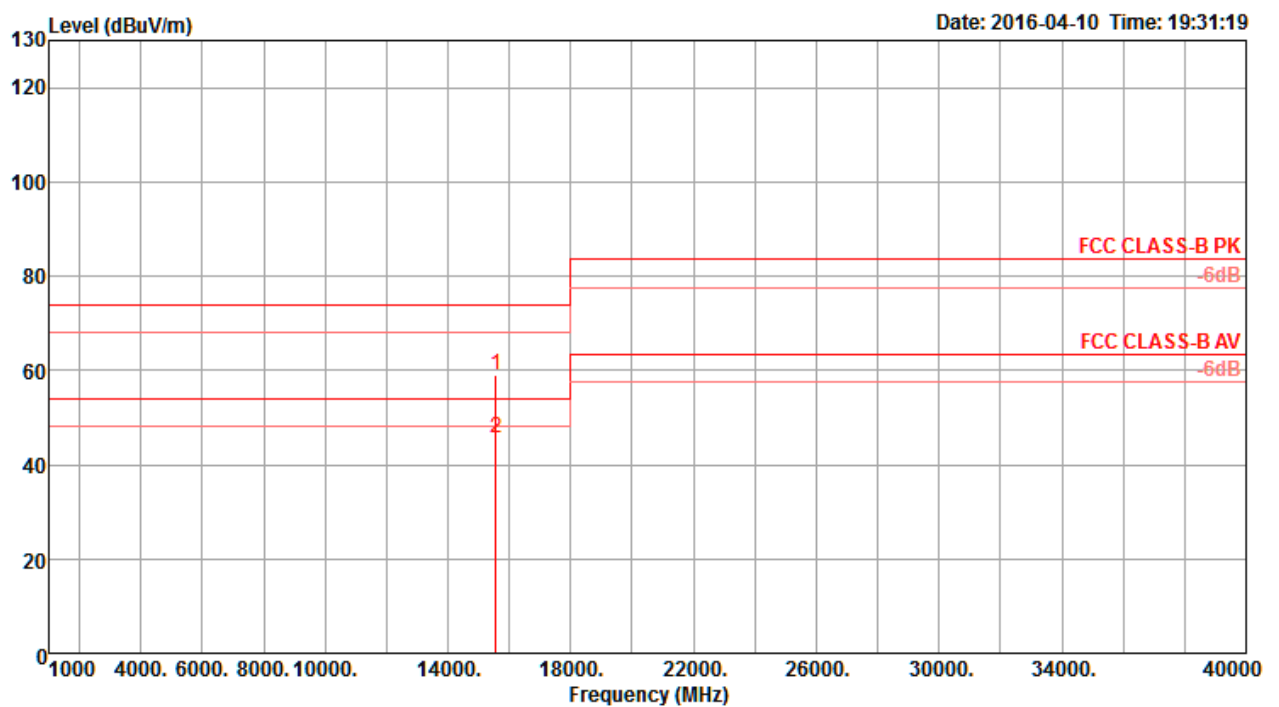
Vertical



	Freq	Level	Limit	Over	Read	CableAntenna	Preamp	T/Pos	A/Pos	Remark	Pol/Phase
	MHz	dBuV/m	dBuV/m	dB	dBuV	dB	dB/m	deg	cm		
1	11649.08	54.85	74.00	-19.15	41.38	9.60	38.55	34.68	0	155 Peak	VERTICAL
2	11652.68	42.23	54.00	-11.77	28.74	9.60	38.57	34.68	0	155 Average	VERTICAL

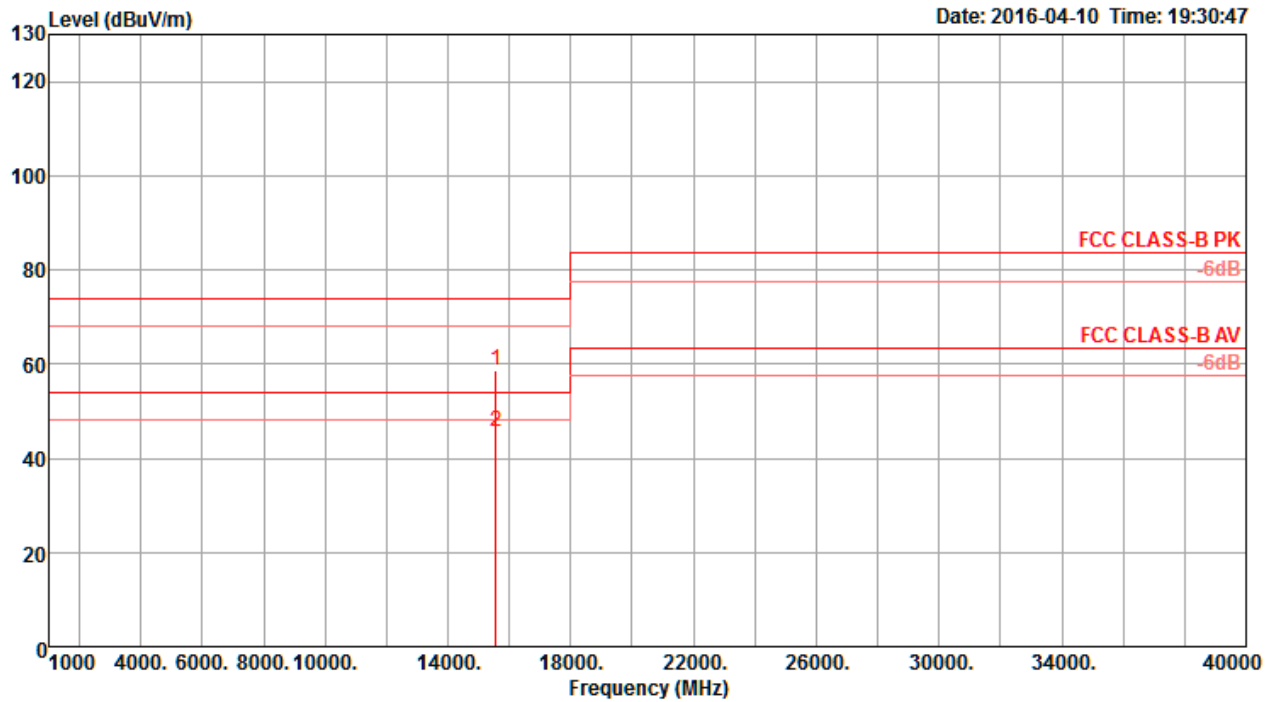
Temperature	22°C	Humidity	56%
Test Engineer	Nyle Chang & Peter Wu & Gary Chu & DK Chang & Eddie Weng & Stim Song & Brain Sun	Configurations	IEEE 802.11ac MCS0/Nss1 VHT40 CH 38 / Chain 1 + Chain 2 + Chain 3 + Chain 4
Test Mode	Mode 2		

Horizontal



	Freq	Level	Limit Line	Over Limit	Read Level	CableAntenna Loss	Preamp Factor	T/Pos	A/Pos	Remark	Pol/Phase
	MHz	dBuV/m	dBuV/m	dB	dBuV	dB	dB/m	dB	deg	cm	
1	15573.46	58.86	74.00	-15.14	44.07	11.24	38.23	34.68	20	157 Peak	HORIZONTAL
2	15573.56	45.46	54.00	-8.54	30.67	11.24	38.23	34.68	20	157 Average	HORIZONTAL

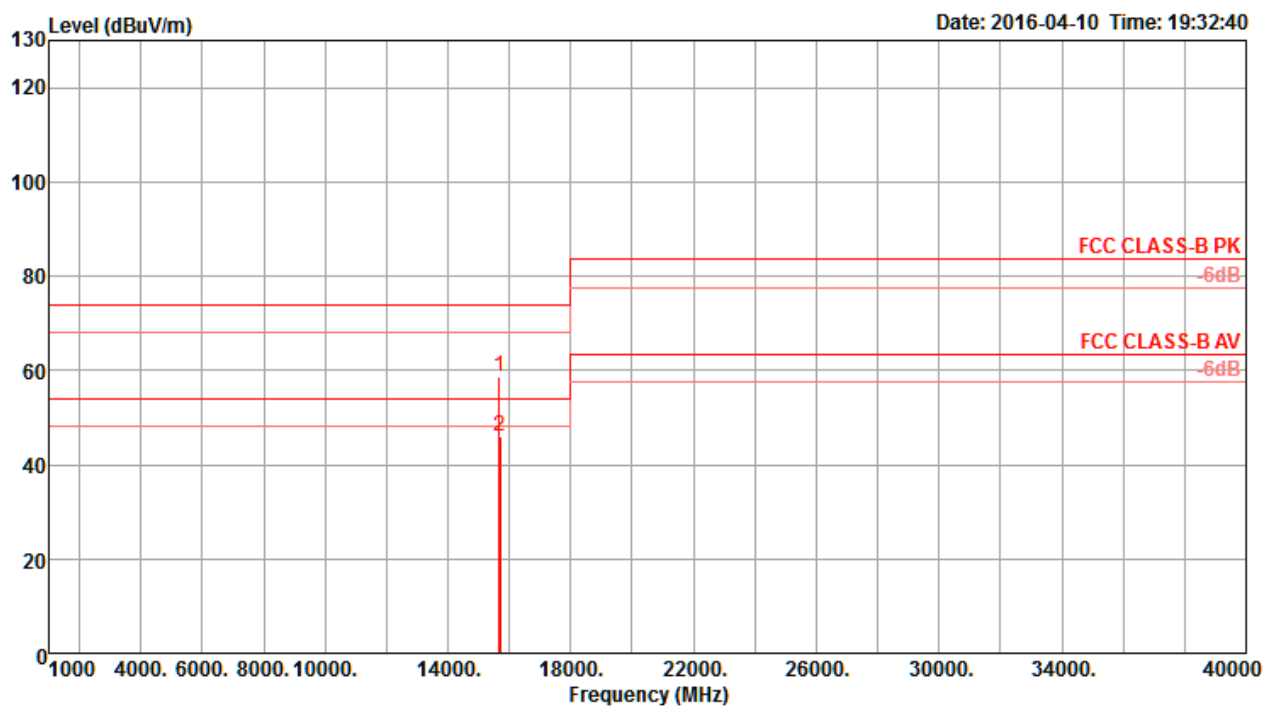
Vertical



	Freq	Level	Limit	Over	Read	CableAntenna	Preamp	T/Pos	A/Pos	Remark	Pol/Phase	
	MHz	dBuV/m	dBuV/m	dB	dBuV	dB	dB/m	dB	deg	cm		
1	15567.96	58.55	74.00	-15.45	43.76	11.24	38.23	34.68	8	160	Peak	VERTICAL
2	15570.22	45.60	54.00	-8.40	30.81	11.24	38.23	34.68	8	160	Average	VERTICAL

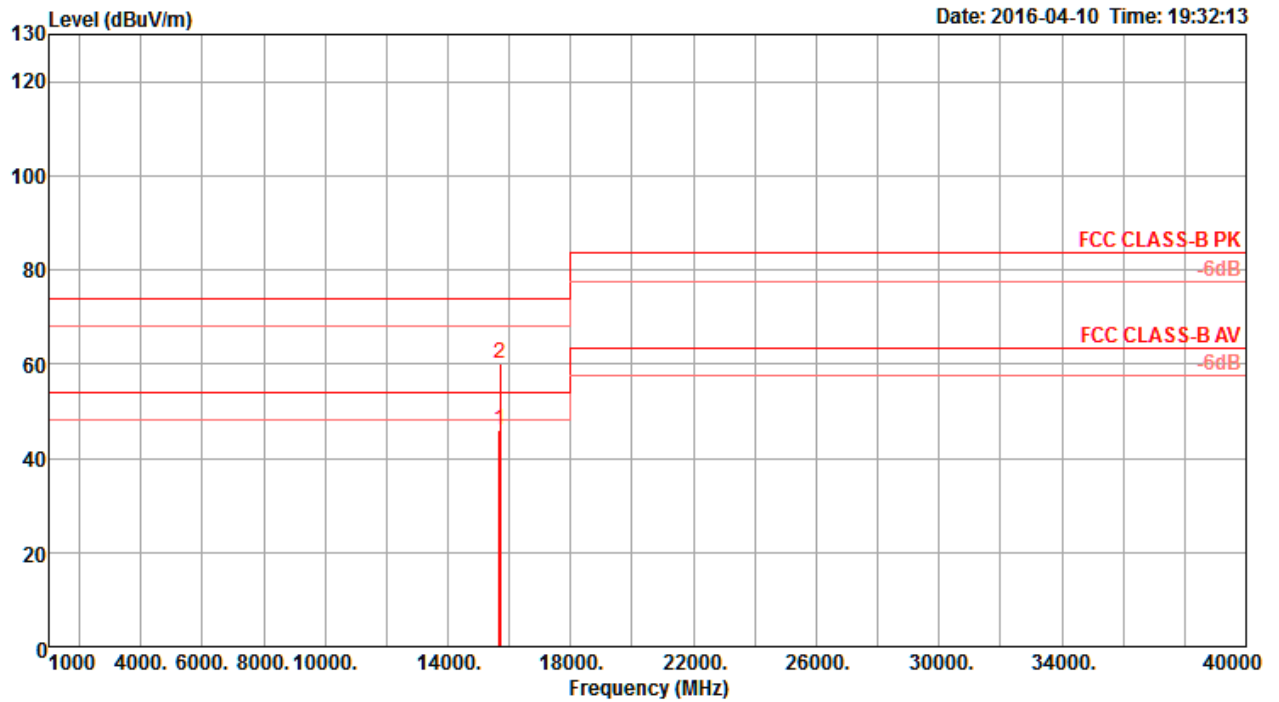
Temperature	22°C	Humidity	56%
Test Engineer	Nyle Chang & Peter Wu & Gary Chu & DK Chang & Eddie Weng & Stim Song & Brain Sun	Configurations	IEEE 802.11ac MCS0/Nss1 VHT40 CH 46 / Chain 1 + Chain 2 + Chain 3 + Chain 4
Test Mode	Mode 2		

Horizontal



	Freq	Level	Limit Line	Over Limit	Read Level	CableAntenna Loss	Preamp Factor	T/Pos	A/Pos	Remark	Pol/Phase
	MHz	dBuV/m	dBuV/m	dB	dBuV	dB	dB/m	dB	deg	cm	
1	15686.64	58.82	74.00	-15.18	43.98	11.26	38.35	34.77	18	150 Peak	HORIZONTAL
2	15692.82	46.09	54.00	-7.91	31.17	11.27	38.42	34.77	18	150 Average	HORIZONTAL

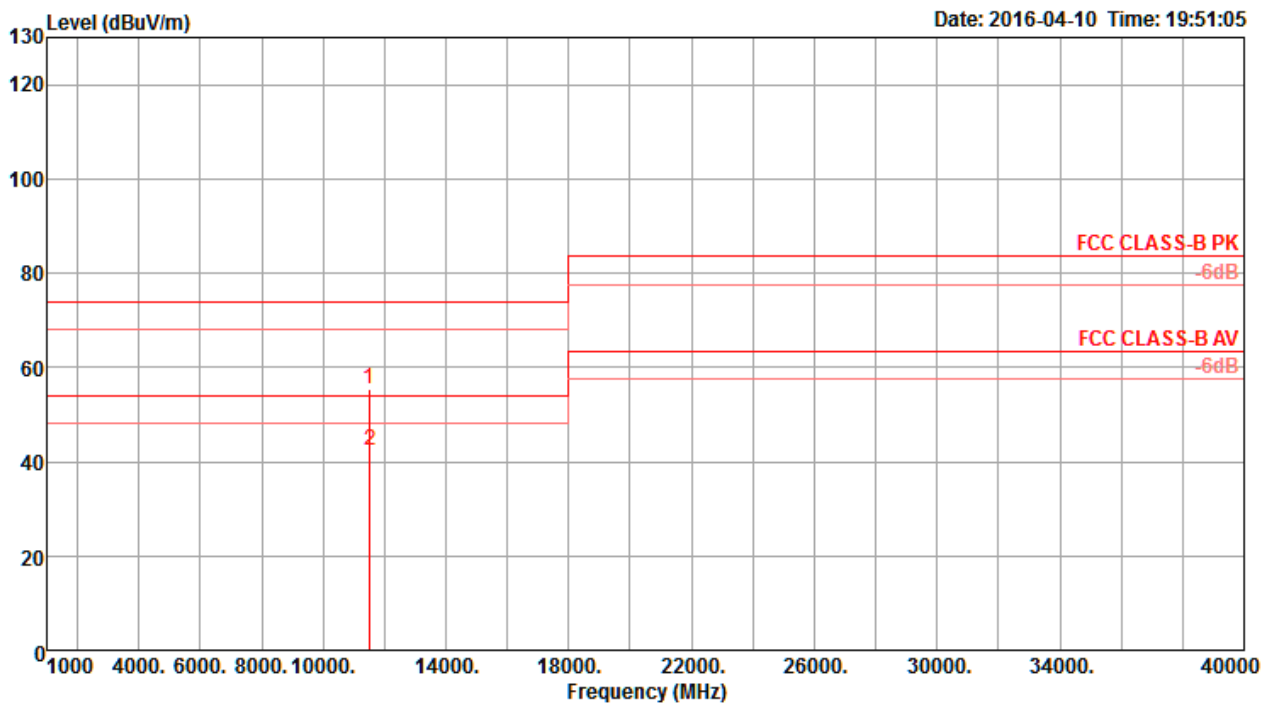
Vertical



	Freq	Level	Limit	Over	Read	CableAntenna	Preamp	T/Pos	A/Pos	Remark	Pol/Phase
	MHz	dBuV/m	dBuV/m	dB	dBuV	dB	dB/m	deg	cm		
1	15685.48	46.17	54.00	-7.83	31.33	11.26	38.35	34.77	7	154 Average	VERTICAL
2	15693.02	59.95	74.00	-14.05	45.03	11.27	38.42	34.77	7	154 Peak	VERTICAL

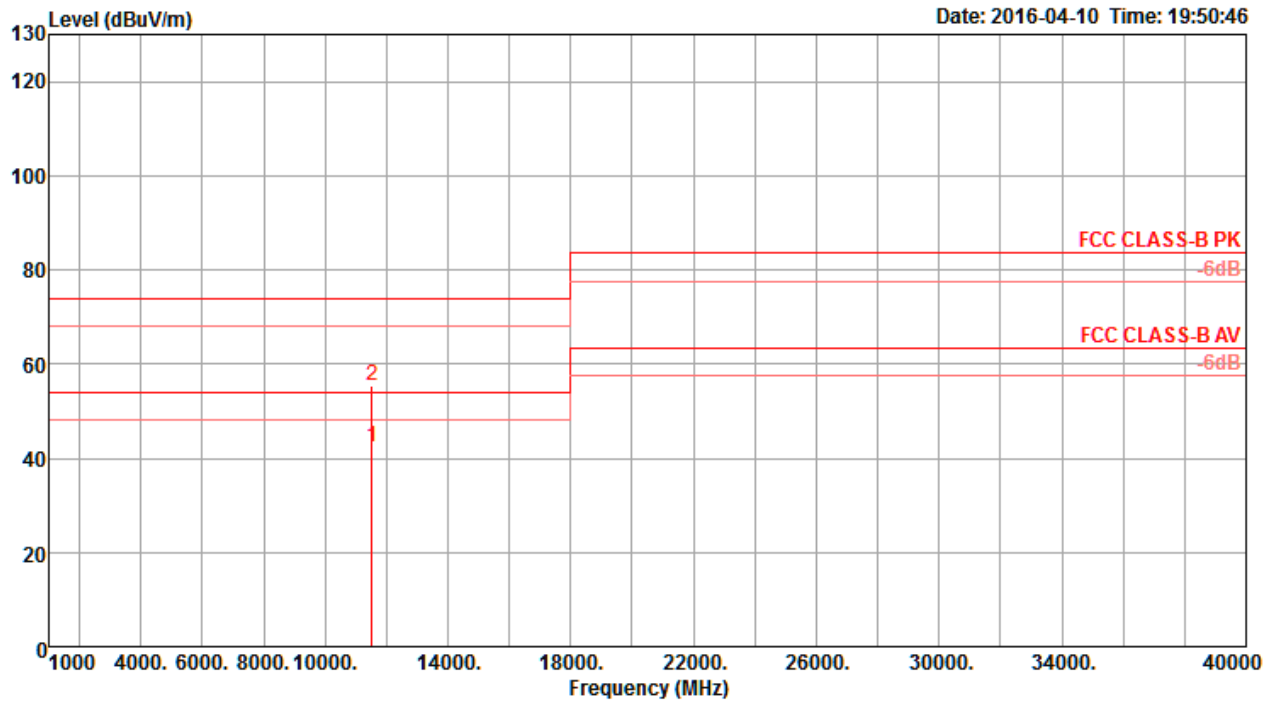
Temperature	22°C	Humidity	56%
Test Engineer	Nyle Chang & Peter Wu & Gary Chu & DK Chang & Eddie Weng & Stim Song & Brain Sun	Configurations	IEEE 802.11ac MCS0/Nss1 VHT40 CH 151 / Chain 1 + Chain 2 + Chain 3 + Chain 4
Test Mode	Mode 2		

Horizontal



	Freq	Level	Limit	Over	Read	CableAntenna	Preamp	T/Pos	A/Pos	Remark	Pol/Phase
	MHz	dBuV/m	dBuV/m	dB	dBuV	dB	dB/m	dB	deg	cm	
1	11507.76	55.24	74.00	-18.76	41.74	9.62	38.50	34.62	19	159 Peak	HORIZONTAL
2	11513.60	42.23	54.00	-11.77	28.74	9.62	38.50	34.63	19	159 Average	HORIZONTAL

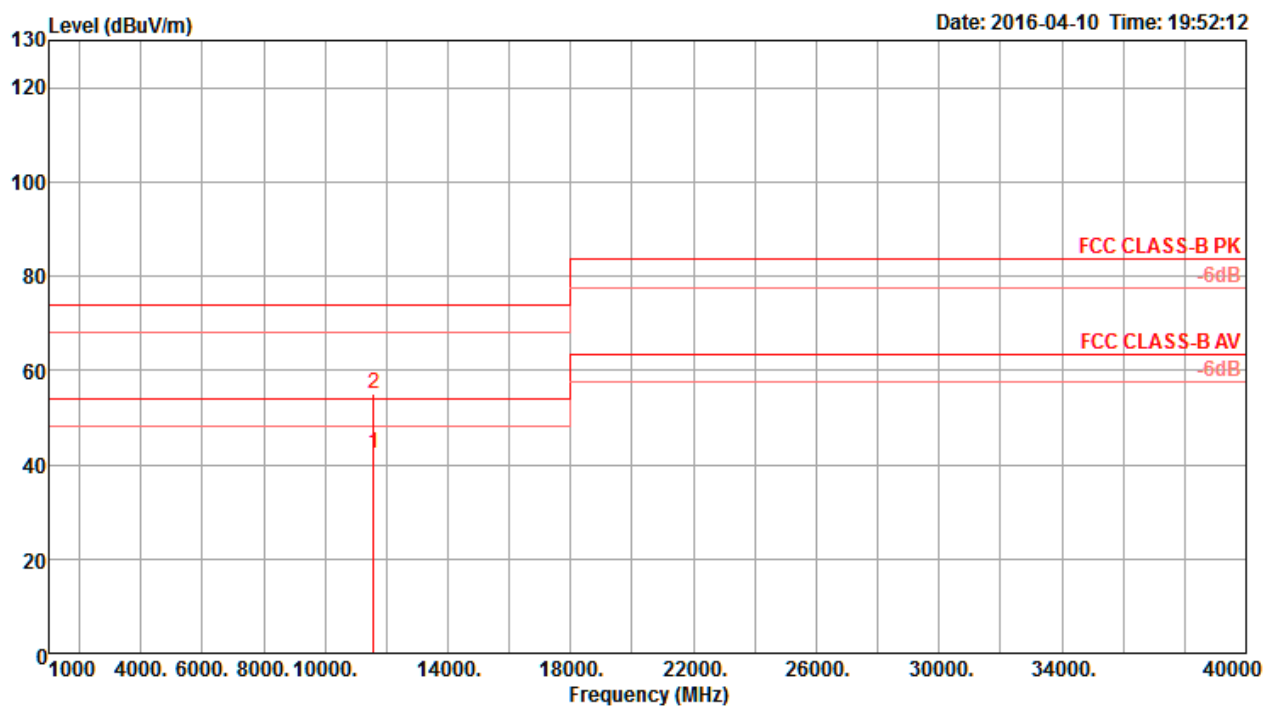
Vertical



	Freq	Level	Limit	Over	Read	CableAntenna	Preamp	T/Pos	A/Pos	Remark	Pol/Phase
	MHz	dBuV/m	dBuV/m	dB	dBuV	dB	dB/m	dB	deg	cm	
1	11513.26	42.40	54.00	-11.60	28.91	9.62	38.50	34.63	19	157 Average	VERTICAL
2	11514.80	55.56	74.00	-18.44	42.07	9.62	38.50	34.63	19	157 Peak	VERTICAL

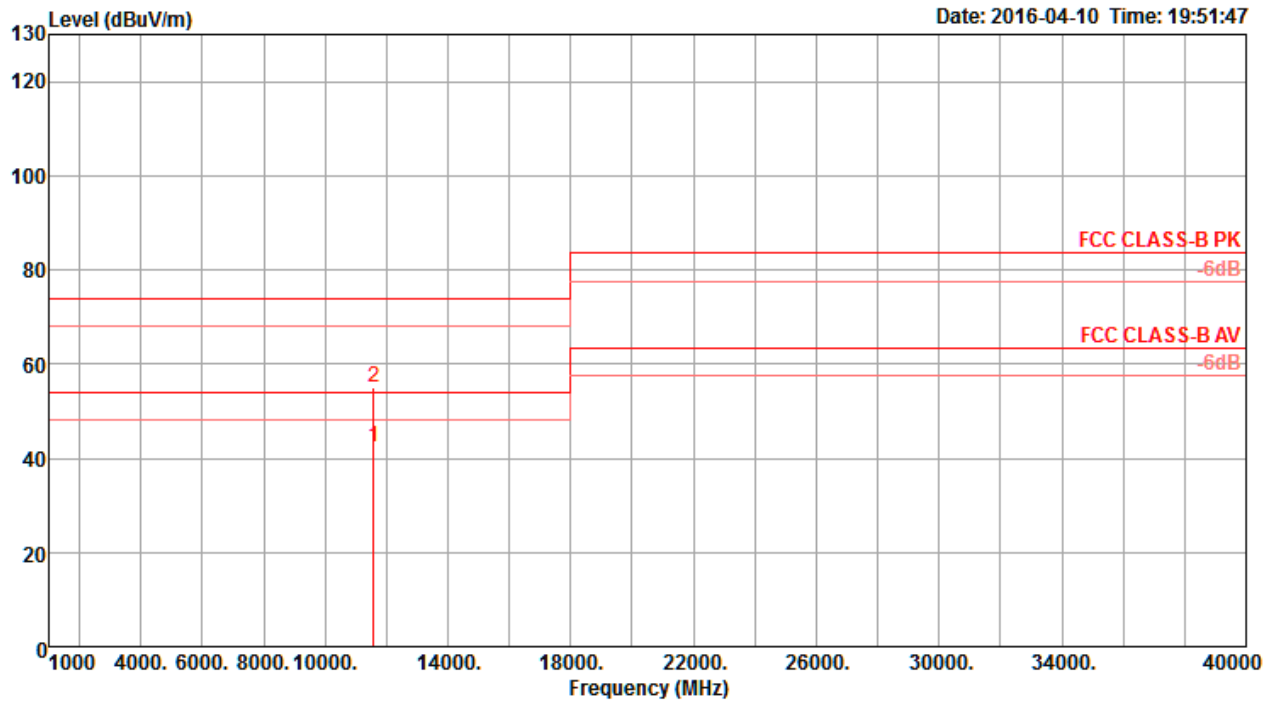
Temperature	22°C	Humidity	56%
Test Engineer	Nyle Chang & Peter Wu & Gary Chu & DK Chang & Eddie Weng & Stim Song & Brain Sun	Configurations	IEEE 802.11ac MCS0/Nss1 VHT40 CH 159 / Chain 1 + Chain 2 + Chain 3 + Chain 4
Test Mode	Mode 2		

Horizontal



	Freq	Level	Limit Line	Over Limit	Read Level	CableAntenna Loss	Antenna Factor	Preamp Factor	T/Pos	A/Pos	Remark	Pol/Phase
	MHz	dBuV/m	dBuV/m	dB	dBuV	dB	dB/m	dB	deg	cm		
1	11585.92	42.37	54.00	-11.63	28.89	9.60	38.54	34.66	5	155	Average	HORIZONTAL
2	11586.54	54.93	74.00	-19.07	41.45	9.60	38.54	34.66	5	155	Peak	HORIZONTAL

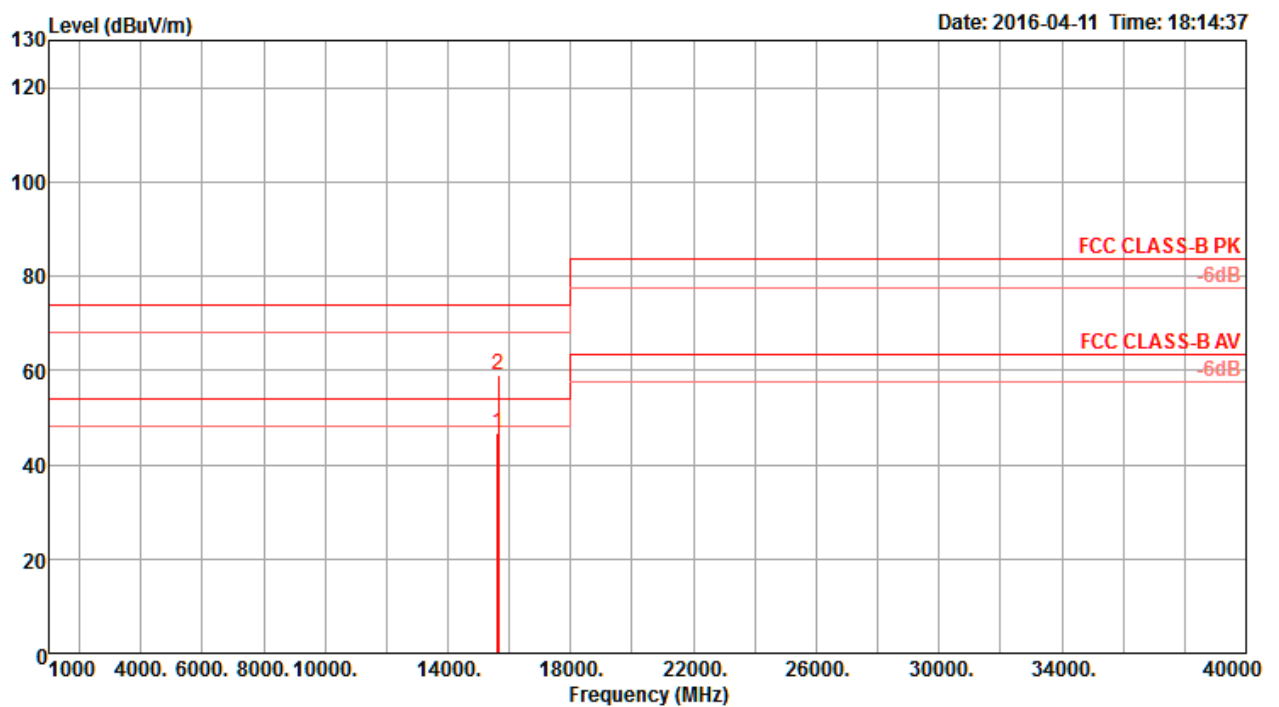
Vertical



	Freq	Level	Limit	Over	Read	CableAntenna	Preamp	T/Pos	A/Pos	Remark	Pol/Phase
	MHz	dBuV/m	dBuV/m	dB	dBuV	dB	dB/m	dB	deg	cm	
1	11587.64	42.43	54.00	-11.57	28.95	9.60	38.54	34.66	16	157 Average	VERTICAL
2	11590.30	54.96	74.00	-19.04	41.48	9.60	38.54	34.66	16	157 Peak	VERTICAL

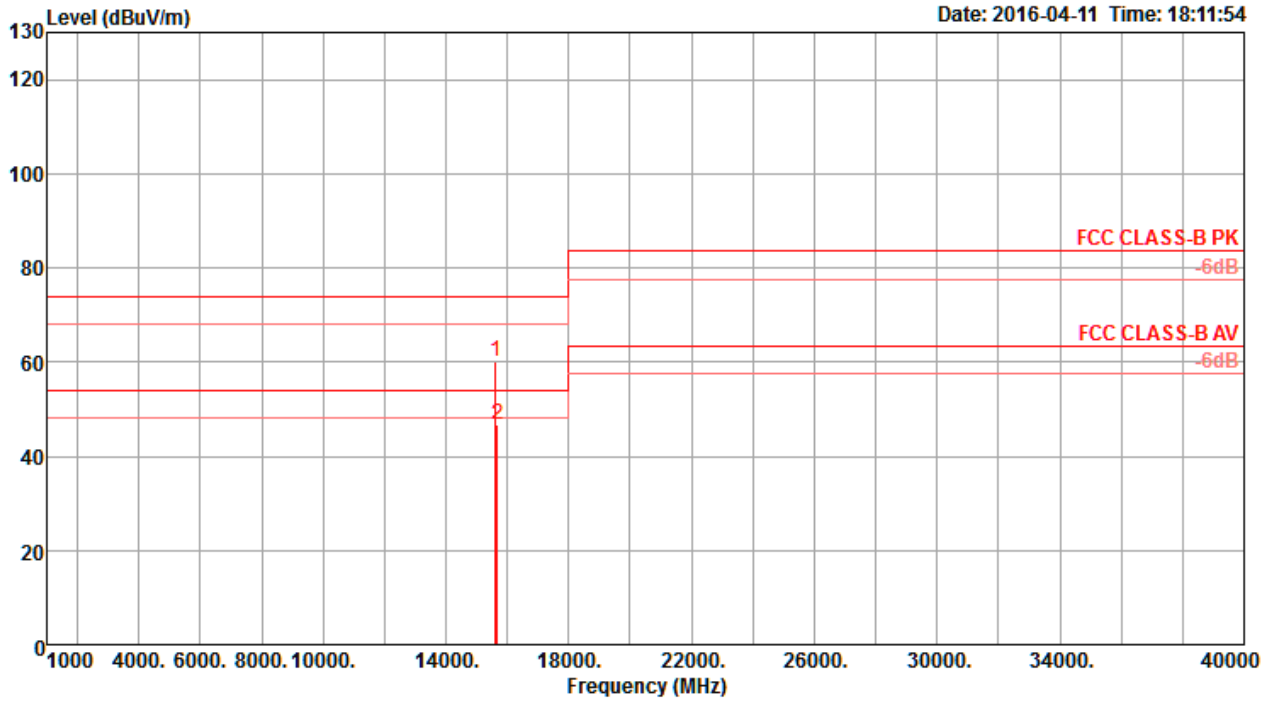
Temperature	22°C	Humidity	56%
Test Engineer	Nyle Chang & Peter Wu & Gary Chu & DK Chang & Eddie Weng & Stim Song & Brain Sun	Configurations	IEEE 802.11ac MCS0/Nss1 VHT80 CH 42 / Chain 1 + Chain 2 + Chain 3 + Chain 4
Test Mode	Mode 2		

Horizontal



	Freq	Level	Limit Line	Over Limit	Read Level	CableAntenna Loss	Preamp Factor	T/Pos	A/Pos	Remark	Pol/Phase
	MHz	dBuV/m	dBuV/m	dB	dBuV	dB	dB/m	dB	deg	cm	
1	15624.88	46.55	54.00	-7.45	31.74	11.25	38.29	34.73	0	185 Average	HORIZONTAL
2	15652.56	59.09	74.00	-14.91	44.21	11.26	38.35	34.73	0	185 Peak	HORIZONTAL

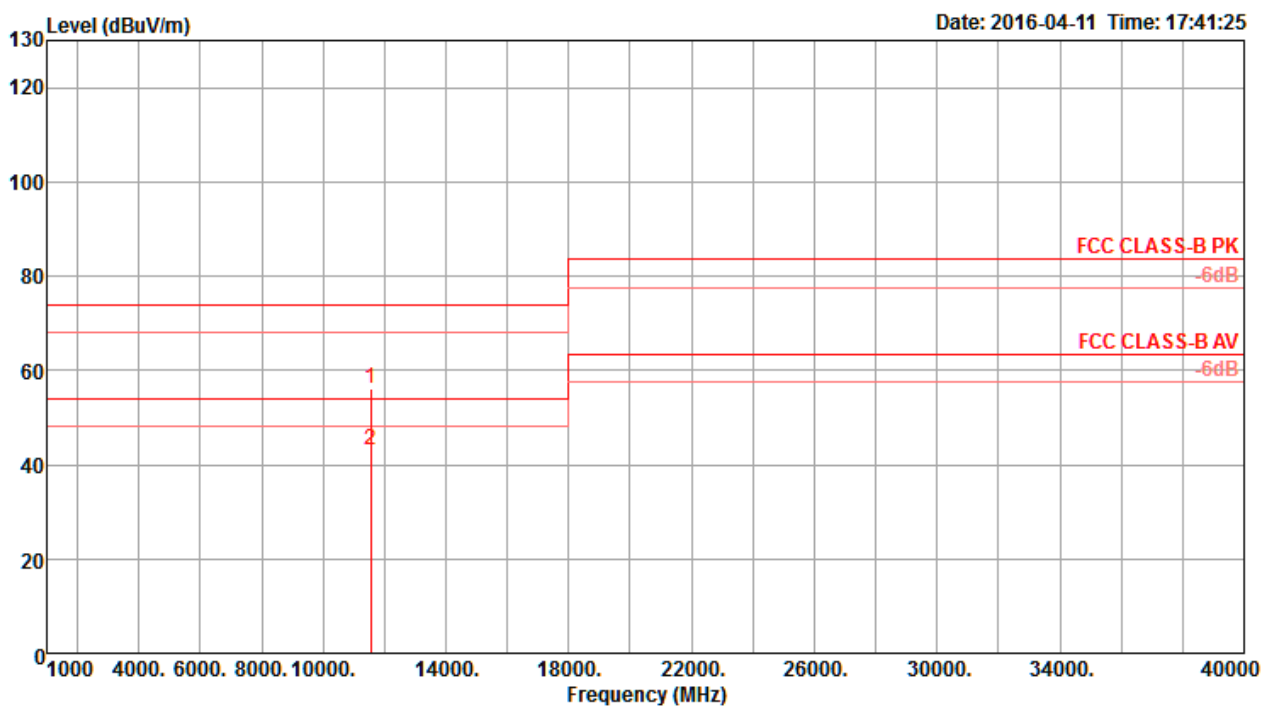
Vertical



	Freq	Level	Limit	Over	Read	CableAntenna	Preamp	T/Pos	A/Pos	Remark	Pol/Phase
	MHz	dBuV/m	dBuV/m	dB	dBuV	dB	dB/m	deg	cm		
1	15631.60	60.04	74.00	-13.96	45.23	11.25	38.29	34.73	232	219 Peak	VERTICAL
2	15659.92	46.57	54.00	-7.43	31.69	11.26	38.35	34.73	232	219 Average	VERTICAL

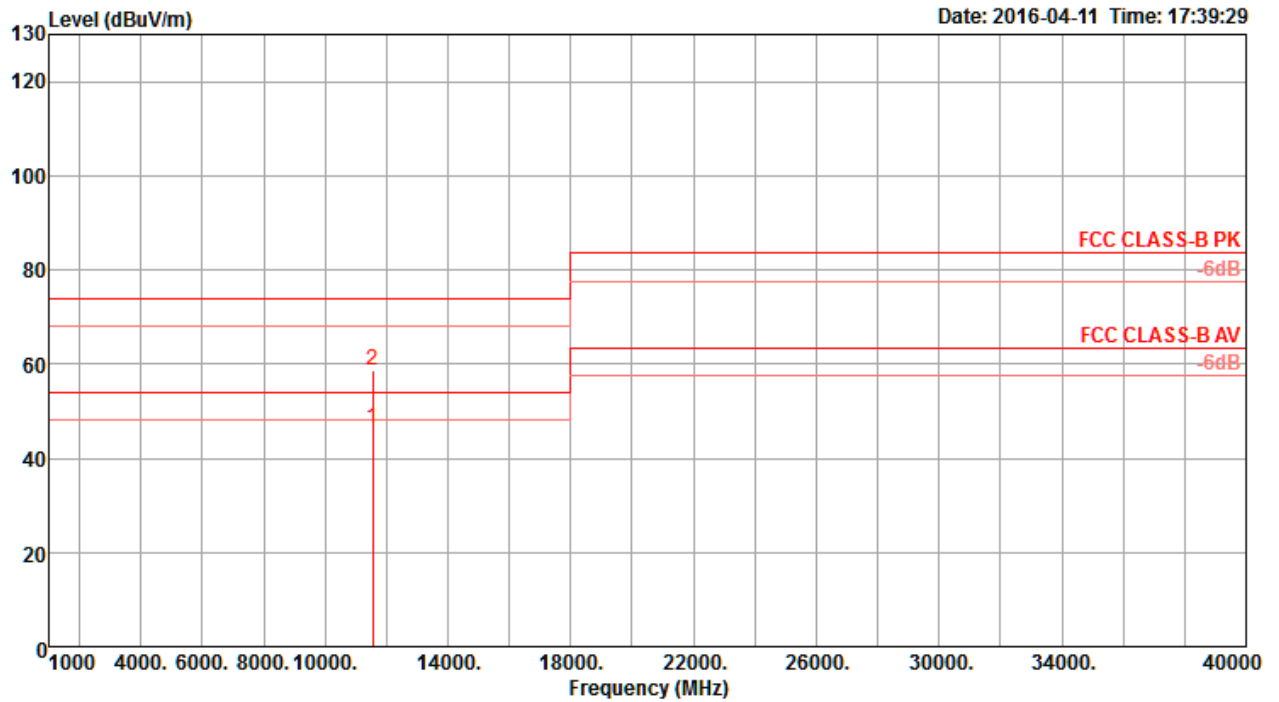
Temperature	22°C	Humidity	56%
Test Engineer	Nyle Chang & Peter Wu & Gary Chu & DK Chang & Eddie Weng & Stim Song & Brain Sun	Configurations	IEEE 802.11ac MCS0/Nss1 VHT80 CH 155 / Chain 1 + Chain 2 + Chain 3 + Chain 4
Test Mode	Mode 2		

Horizontal



	Freq	Level	Limit	Over	Read	CableAntenna	Preamp	T/Pos	A/Pos	Remark	Pol/Phase
	MHz	dBuV/m	dBuV/m	dB	dBuV	dB	dB/m	dB	deg	cm	
1	11548.82	56.17	74.00	-17.83	42.70	9.61	38.51	34.65	19	227 Peak	HORIZONTAL
2	11550.60	43.07	54.00	-10.93	29.58	9.61	38.53	34.65	19	227 Average	HORIZONTAL

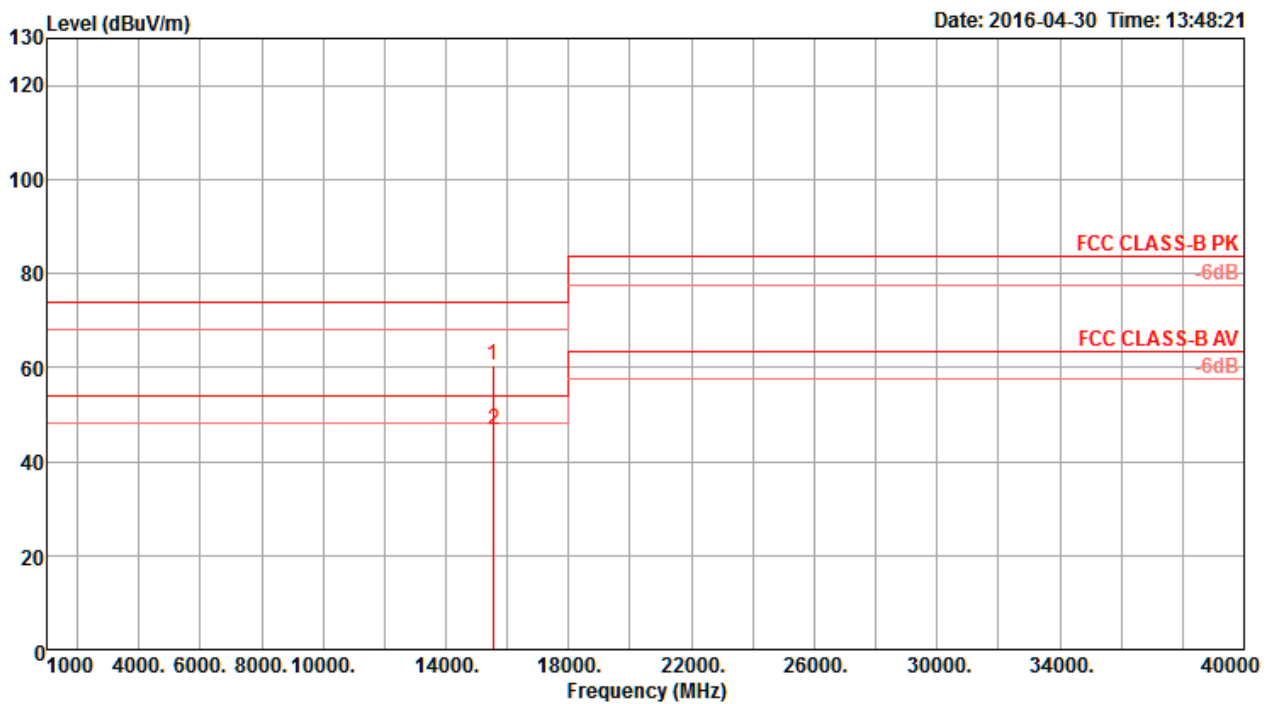
Vertical



	Freq	Level	Limit	Over	Read	CableAntenna	Preamp	T/Pos	A/Pos	Remark	Pol/Phase
	MHz	dBuV/m	dBuV/m	dB	dBuV	dB	dB/m	dB	deg	cm	
1	11549.60	46.25	54.00	-7.75	32.78	9.61	38.51	34.65	246	201 Average	VERTICAL
2	11549.88	58.69	74.00	-15.31	45.22	9.61	38.51	34.65	246	201 Peak	VERTICAL

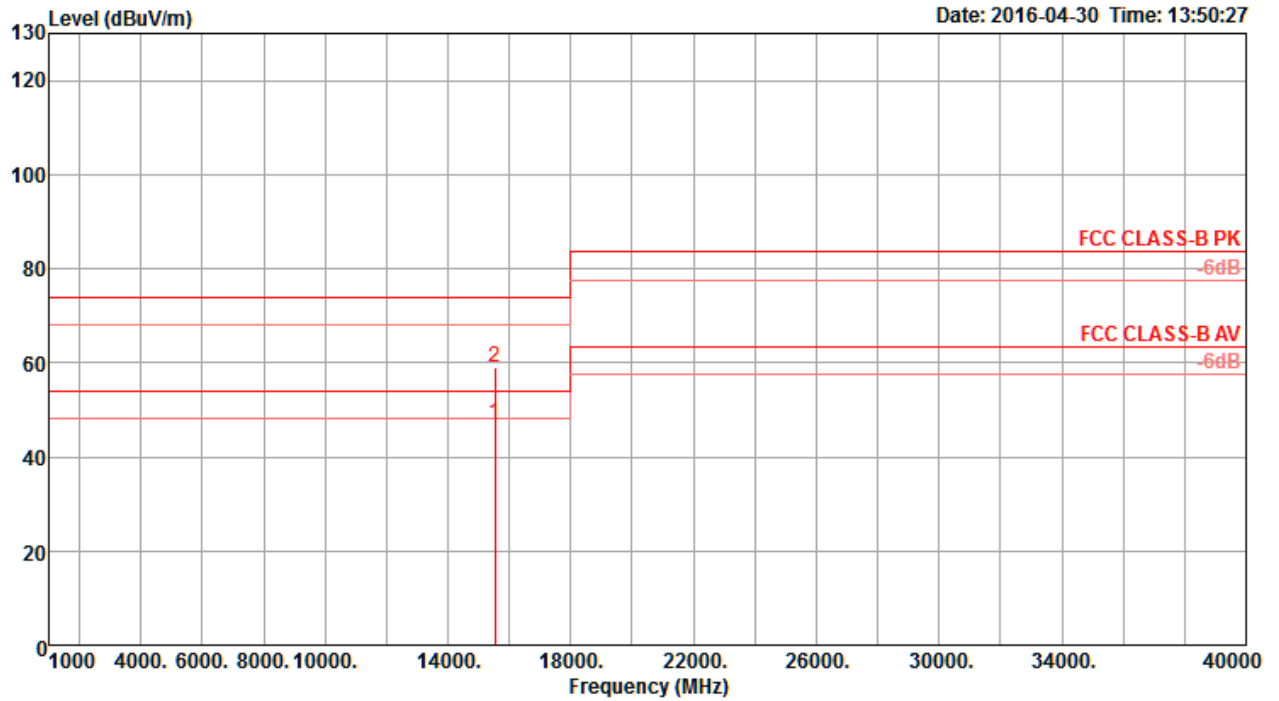
Temperature	22°C	Humidity	56%
Test Engineer	Nyle Chang & Peter Wu & Gary Chu & DK Chang & Eddie Weng & Stim Song & Brain Sun	Configurations	IEEE 802.11ac MCS0/Nss4 VHT20 CH 36 / Chain 1 + Chain 2 + Chain 3 + Chain 4
Test Mode	Mode 2		

Horizontal



	Freq	Level	Limit	Over	Read	CableAntenna	Preamp	T/Pos	A/Pos	Remark	Pol/Phase	
	MHz	dBuV/m	dBuV/m	dB	dBuV	dB	dB/m	deg	cm			
1	15543.20	60.61	74.00	-13.39	45.86	11.23	38.16	34.64	290	214	Peak	HORIZONTAL
2	15549.64	46.58	54.00	-7.42	31.83	11.23	38.16	34.64	290	214	Average	HORIZONTAL

Vertical

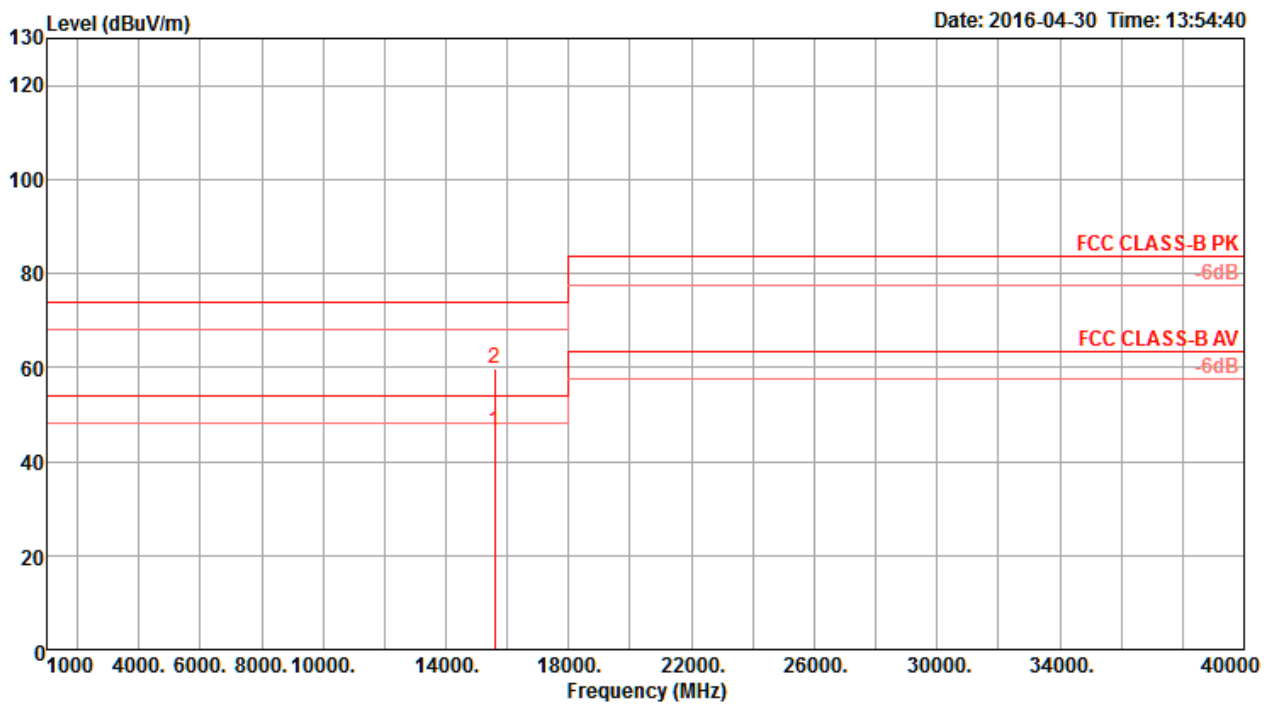


	Freq	Level	Limit	Over	Read	CableAntenna	Preamp	T/Pos	A/Pos	Remark	Pol/Phase	
	MHz	dBuV/m	dBuV/m	dB	dBuV	dB	dB/m	dB	deg	cm		
1	15534.44	46.90	54.00	-7.10	32.15	11.23	38.16	34.64	136	223	Average	VERTICAL
2	15534.52	59.20	74.00	-14.80	44.45	11.23	38.16	34.64	136	223	Peak	VERTICAL



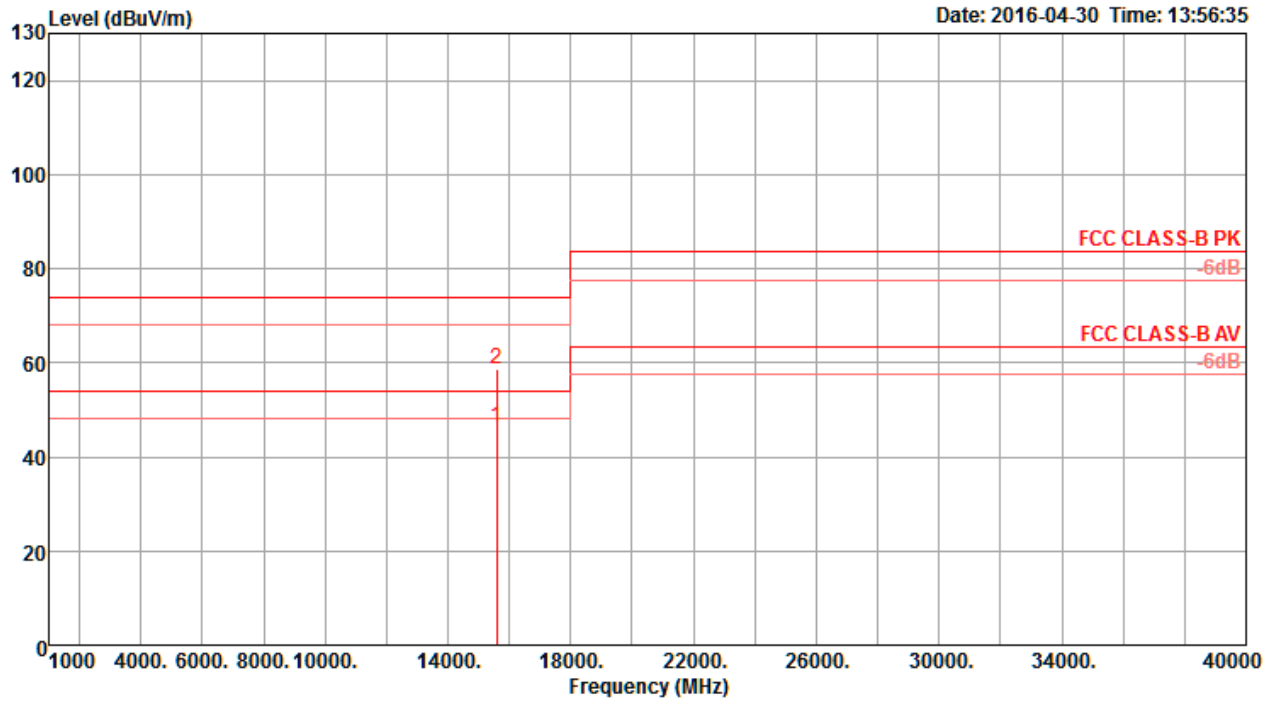
Temperature	22°C	Humidity	56%
Test Engineer	Nyle Chang & Peter Wu & Gary Chu & DK Chang & Eddie Weng & Stim Song & Brain Sun	Configurations	IEEE 802.11ac MCS0/Nss4 VHT20 CH 40 / Chain 1 + Chain 2 + Chain 3 + Chain 4
Test Mode	Mode 2		

Horizontal



	Freq	Level	Limit	Over	Read	CableAntenna	Preamp	T/Pos	A/Pos	Remark	Pol/Phase
	MHz	dBuV/m	dBuV/m	dB	dBuV	dB	dB/m	deg	cm		
1	15591.32	46.31	54.00	-7.69	31.52	11.24	38.23	34.68	244	201 Average	HORIZONTAL
2	15599.84	59.67	74.00	-14.33	44.88	11.24	38.23	34.68	244	201 Peak	HORIZONTAL

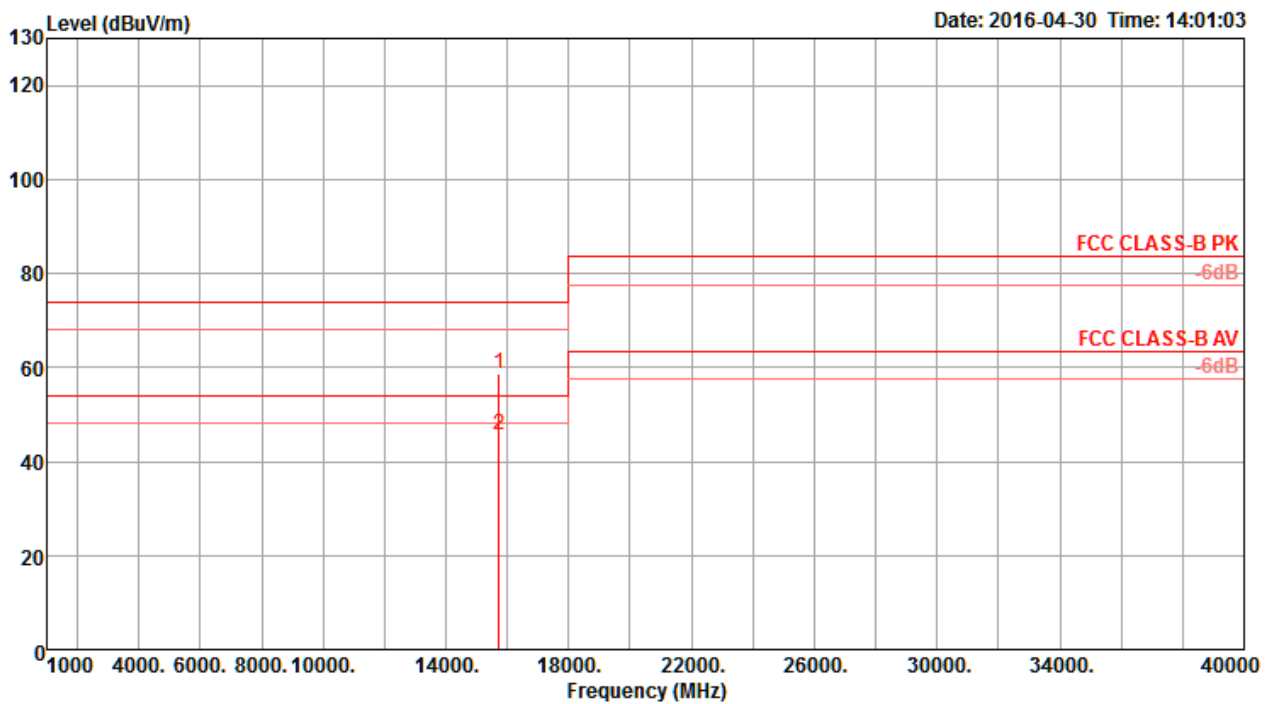
Vertical



	Freq	Level	Limit	Over	Read	CableAntenna	Preamp	T/Pos	A/Pos	Remark	Pol/Phase
	MHz	dBuV/m	dBuV/m	dB	dBuV	dB	dB/m	deg	cm		
1	15593.24	46.36	54.00	-7.64	31.57	11.24	38.23	34.68	65	189 Average	VERTICAL
2	15599.28	58.73	74.00	-15.27	43.94	11.24	38.23	34.68	65	189 Peak	VERTICAL

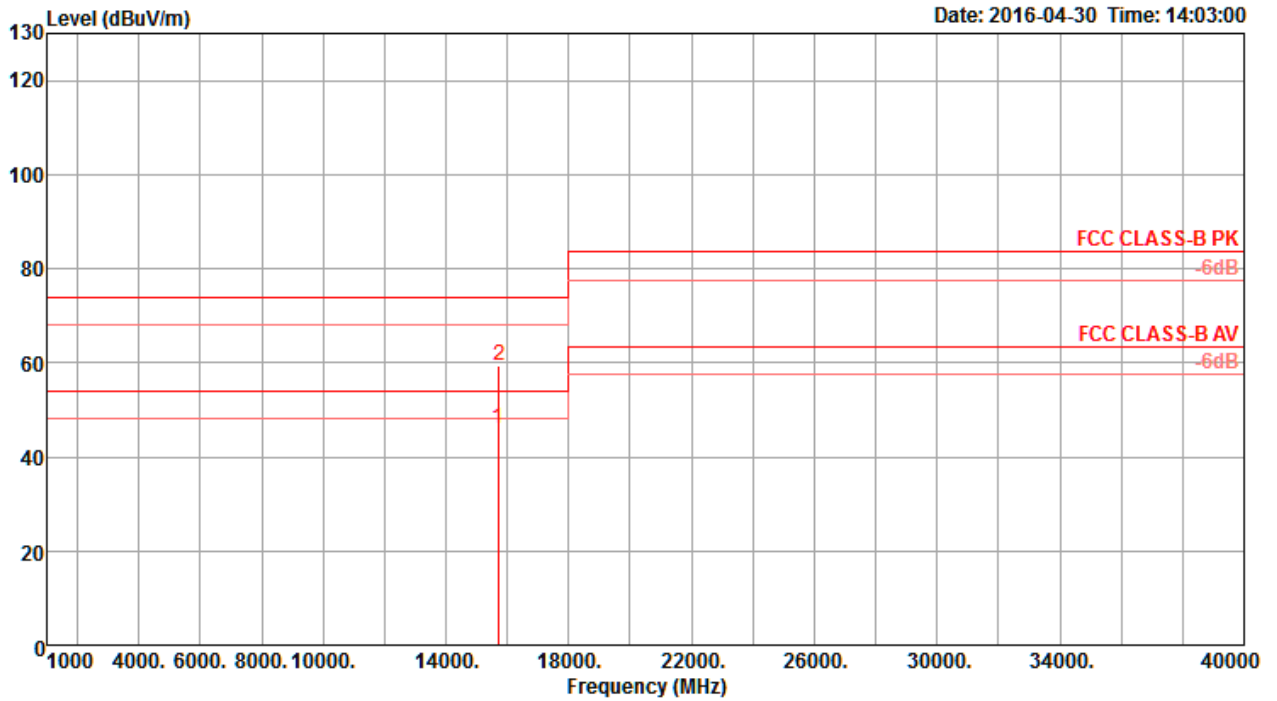
Temperature	22°C	Humidity	56%
Test Engineer	Nyle Chang & Peter Wu & Gary Chu & DK Chang & Eddie Weng & Stim Song & Brain Sun	Configurations	IEEE 802.11ac MCS0/Nss4 VHT20 CH 48 / Chain 1 + Chain 2 + Chain 3 + Chain 4
Test Mode	Mode 2		

Horizontal



	Freq	Level	Limit	Over	Read	CableAntenna	Preamp	T/Pos	A/Pos	Remark	Pol/Phase	
	MHz	dBuV/m	dBuV/m	dB	dBuV	dB	dB/m	deg	cm			
1	15724.16	58.61	74.00	-15.39	43.73	11.27	38.42	34.81	276	233	Peak	HORIZONTAL
2	15725.00	45.81	54.00	-8.19	30.93	11.27	38.42	34.81	276	233	Average	HORIZONTAL

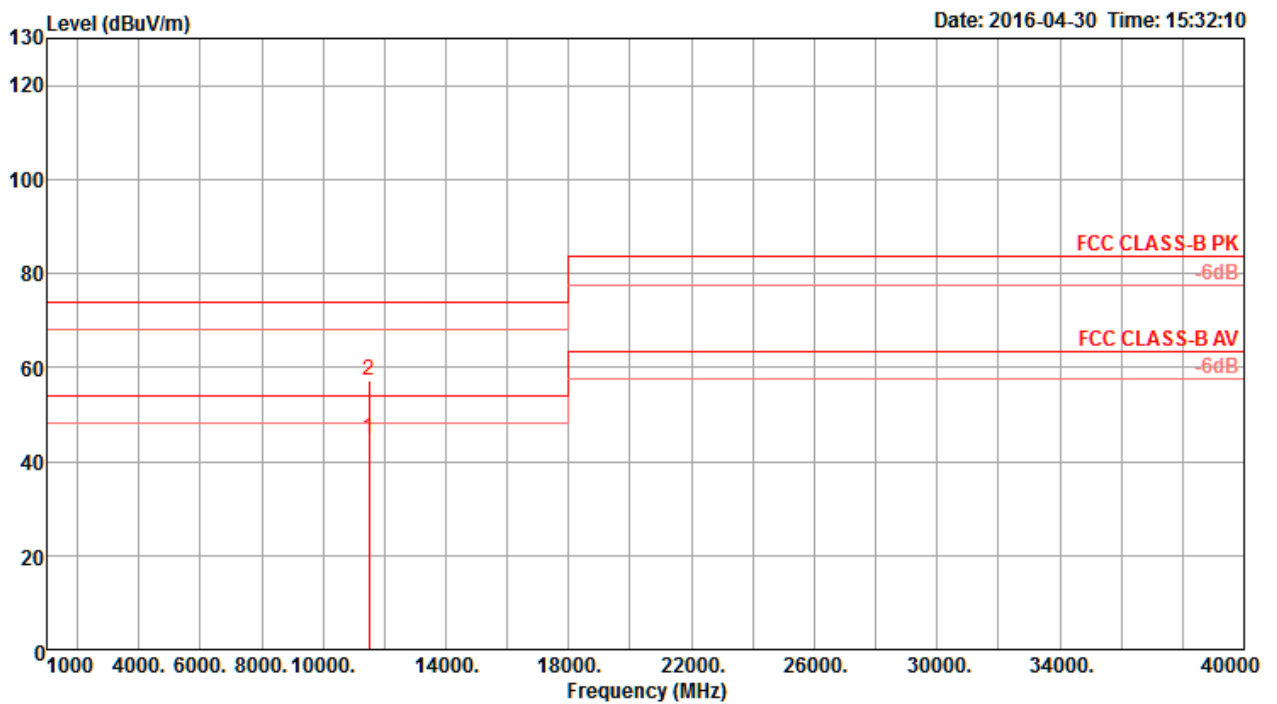
Vertical



	Freq	Level	Limit	Over	Read	CableAntenna	Preamp	T/Pos	A/Pos	Remark	Pol/Phase
	MHz	dBuV/m	dBuV/m	dB	dBuV	dB	dB/m	dB	deg	cm	
1	15713.88	46.03	54.00	-7.97	31.15	11.27	38.42	34.81	28	237 Average	VERTICAL
2	15729.16	59.33	74.00	-14.67	44.45	11.27	38.42	34.81	28	237 Peak	VERTICAL

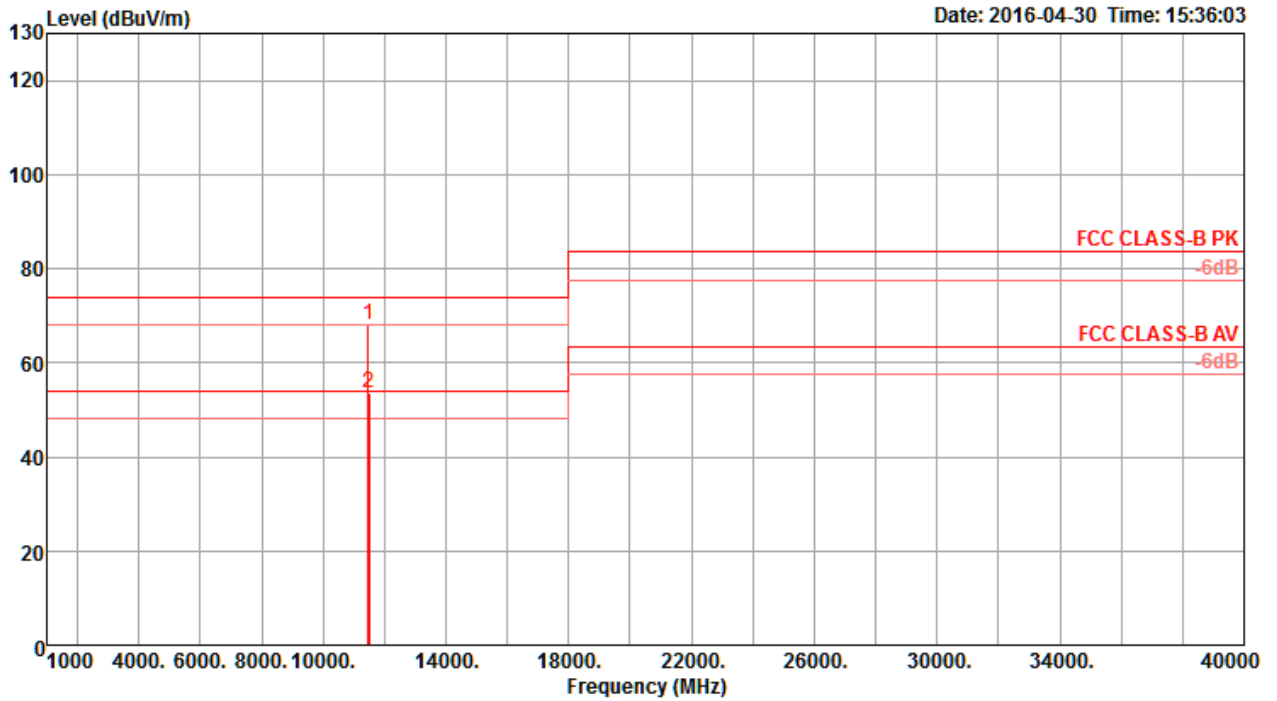
Temperature	22°C	Humidity	56%
Test Engineer	Nyle Chang & Peter Wu & Gary Chu & DK Chang & Eddie Weng & Stim Song & Brain Sun	Configurations	IEEE 802.11ac MCS0/Nss4 VHT20 CH 149 / Chain 1 + Chain 2 + Chain 3 + Chain 4
Test Mode	Mode 2		

Horizontal



	Freq	Level	Limit	Over	Read	CableAntenna	Preamp	T/Pos	A/Pos	Remark	Pol/Phase
	MHz	dBuV/m	dBuV/m	dB	dBuV	dB	dB/m	deg	cm		
1	11490.28	44.77	54.00	-9.23	31.27	9.62	38.50	34.62	218	208 Average	HORIZONTAL
2	11491.16	57.08	74.00	-16.92	43.58	9.62	38.50	34.62	218	208 Peak	HORIZONTAL

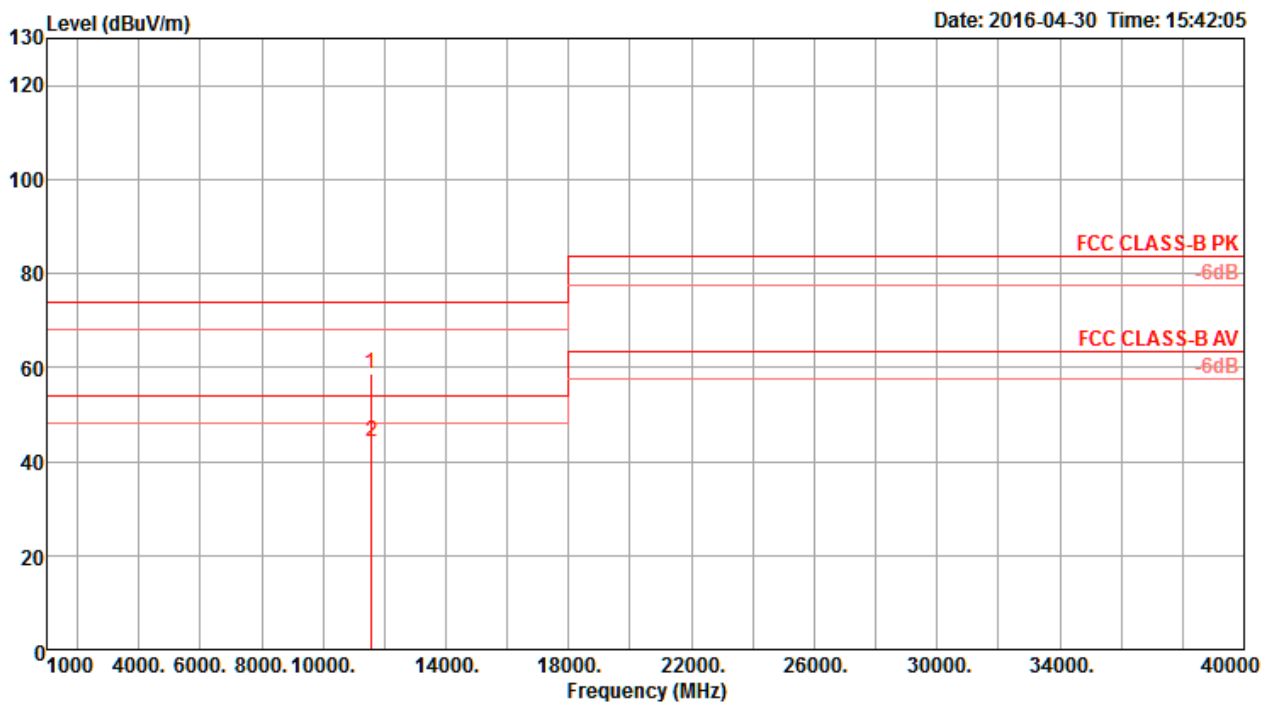
Vertical



	Freq	Level	Limit	Over	Read	Cable	Antenna	Preamp	T/Pos	A/Pos	Remark	Pol/Phase
	MHz	dBuV/m	dBuV/m	dB	dBuV	dB	dB/m	dB	deg	cm		
1	11480.80	67.92	74.00	-6.08	54.42	9.62	38.50	34.62	65	209	Peak	VERTICAL
2	11489.44	53.57	54.00	-0.43	40.07	9.62	38.50	34.62	65	209	Average	VERTICAL

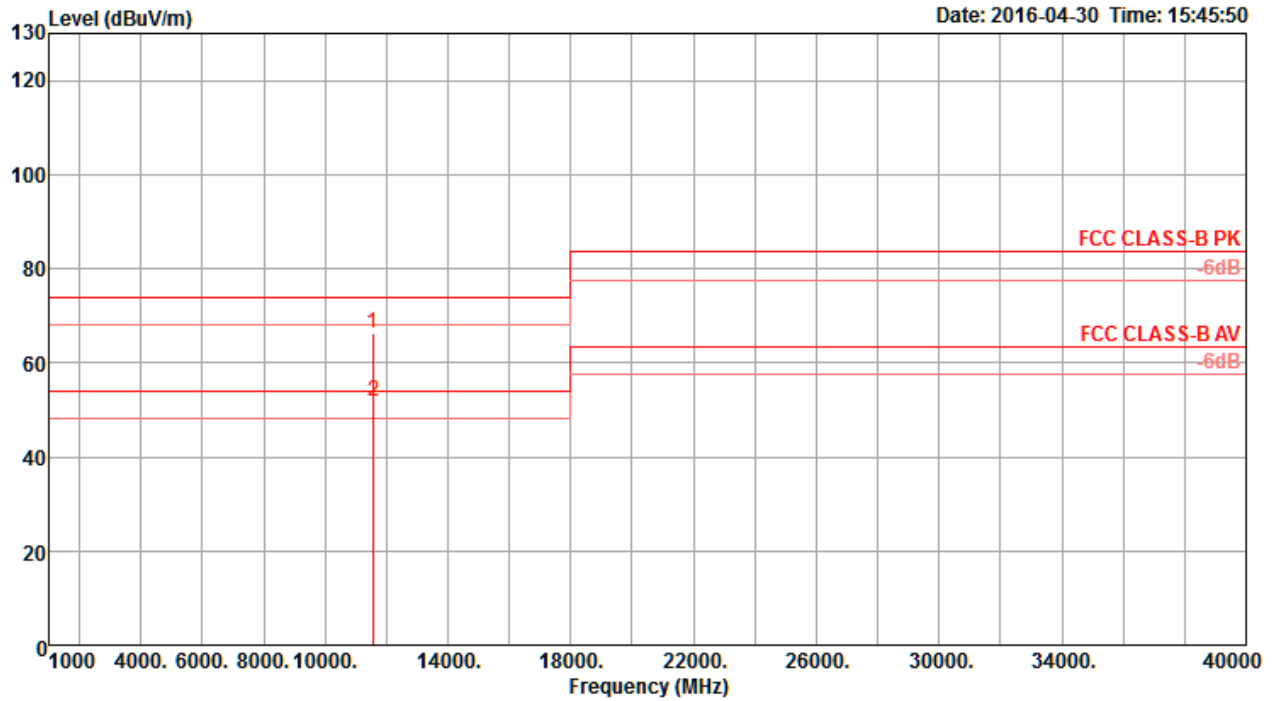
Temperature	22°C	Humidity	56%
Test Engineer	Nyle Chang & Peter Wu & Gary Chu & DK Chang & Eddie Weng & Stim Song & Brain Sun	Configurations	IEEE 802.11ac MCS0/Nss4 VHT20 CH 157 / Chain 1 + Chain 2 + Chain 3 + Chain 4
Test Mode	Mode 2		

Horizontal



	Freq	Level	Limit	Over	Read	CableAntenna	Preamp	T/Pos	A/Pos	Remark	Pol/Phase
	MHz	dBuV/m	dBuV/m	dB	dBuV	dB	dB/m	deg	cm		
1	11563.84	58.56	74.00	-15.44	45.07	9.61	38.53	34.65	246	208 Peak	HORIZONTAL
2	11570.24	44.34	54.00	-9.66	30.85	9.61	38.53	34.65	246	208 Average	HORIZONTAL

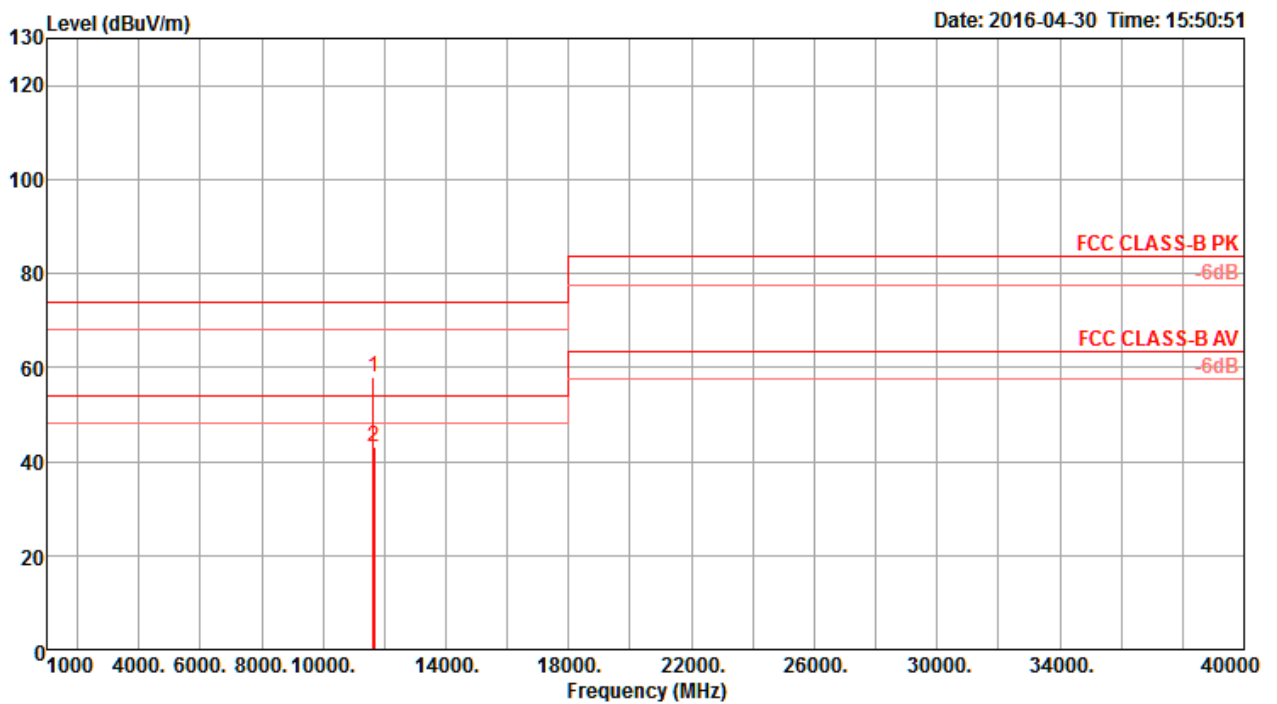
Vertical



	Freq	Level	Limit Line	Over Limit	Read Level	CableAntenna Loss	Preamp Factor	T/Pos	A/Pos	Remark	Pol/Phase
	MHz	dBuV/m	dBuV/m	dB	dBuV	dB	dB/m	deg	cm		
1	11564.00	66.32	74.00	-7.68	52.83	9.61	38.53	34.65	70	207 Peak	VERTICAL
2	11569.72	51.79	54.00	-2.21	38.30	9.61	38.53	34.65	70	207 Average	VERTICAL

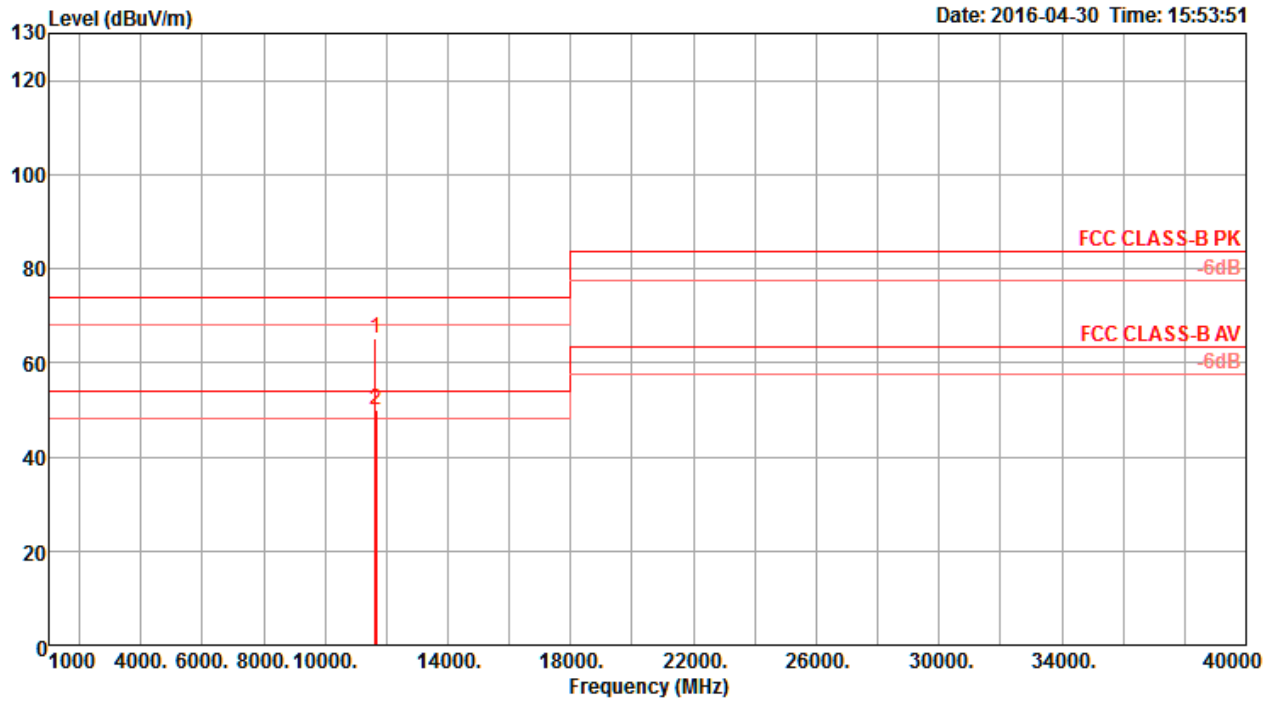
Temperature	22°C	Humidity	56%
Test Engineer	Nyle Chang & Peter Wu & Gary Chu & DK Chang & Eddie Weng & Stim Song & Brain Sun	Configurations	IEEE 802.11ac MCS0/Nss4 VHT20 CH 165 / Chain 1 + Chain 2 + Chain 3 + Chain 4
Test Mode	Mode 2		

Horizontal



	Freq	Level	Limit	Over	Read	CableAntenna	Preamp	T/Pos	A/Pos	Remark	Pol/Phase	
	MHz	dBuV/m	dBuV/m	dB	dBuV	dB	dB/m	deg	cm			
1	11644.32	57.84	74.00	-16.16	44.37	9.60	38.55	34.68	246	204	Peak	HORIZONTAL
2	11650.08	43.02	54.00	-10.98	29.55	9.60	38.55	34.68	246	204	Average	HORIZONTAL

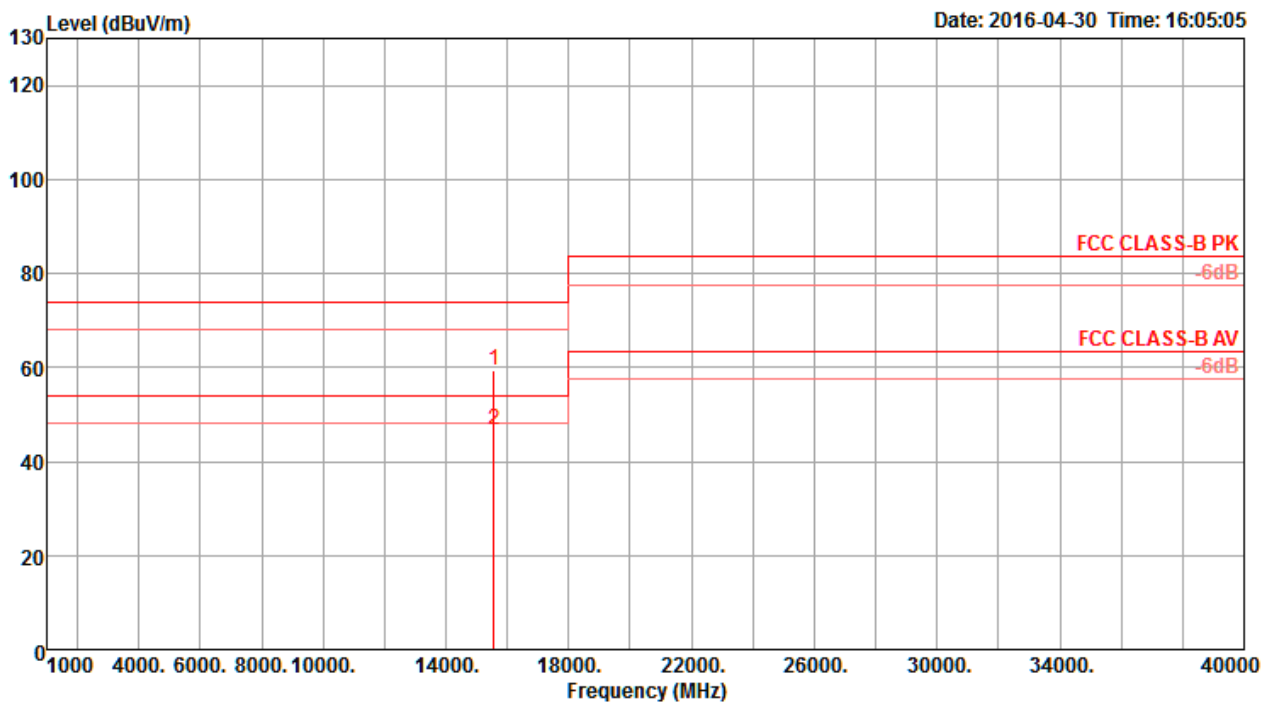
Vertical



	Freq	Level	Limit	Over	Read	CableAntenna	Preamp	T/Pos	A/Pos	Remark	Pol/Phase
	MHz	dBuV/m	dBuV/m	dB	dBuV	dB	dB/m	deg	cm		
1	11644.12	65.02	74.00	-8.98	51.55	9.60	38.55	34.68	71	209 Peak	VERTICAL
2	11650.24	49.82	54.00	-4.18	36.35	9.60	38.55	34.68	71	209 Average	VERTICAL

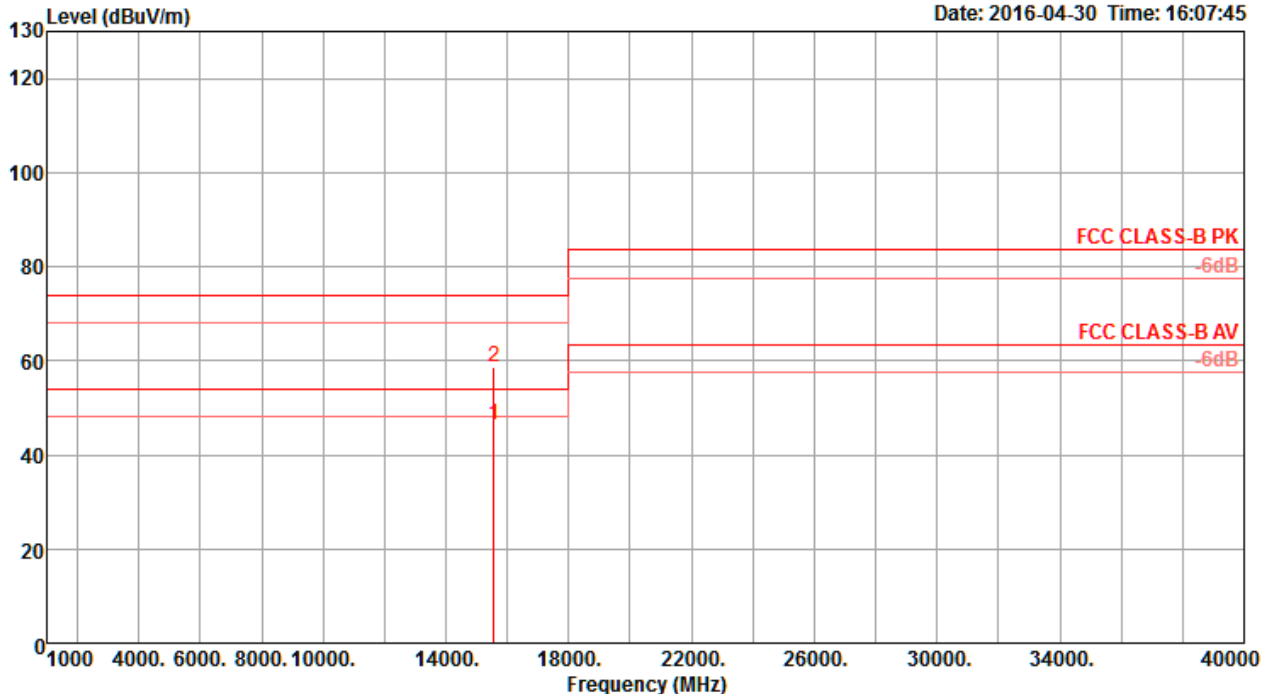
Temperature	22°C	Humidity	56%
Test Engineer	Nyle Chang & Peter Wu & Gary Chu & DK Chang & Eddie Weng & Stim Song & Brain Sun	Configurations	IEEE 802.11ac MCS0/Nss4 VHT40 CH 38 / Chain 1 + Chain 2 + Chain 3 + Chain 4
Test Mode	Mode 2		

Horizontal



	Freq	Level	Limit	Over	Read	CableAntenna	Preamp	T/Pos	A/Pos	Remark	Pol/Phase
	MHz	dBuV/m	dBuV/m	dB	dBuV	dB	dB/m	deg	cm		
1	15550.80	59.31	74.00	-14.69	44.56	11.23	38.16	34.64	95	211 Peak	HORIZONTAL
2	15559.60	46.58	54.00	-7.42	31.79	11.24	38.23	34.68	95	211 Average	HORIZONTAL

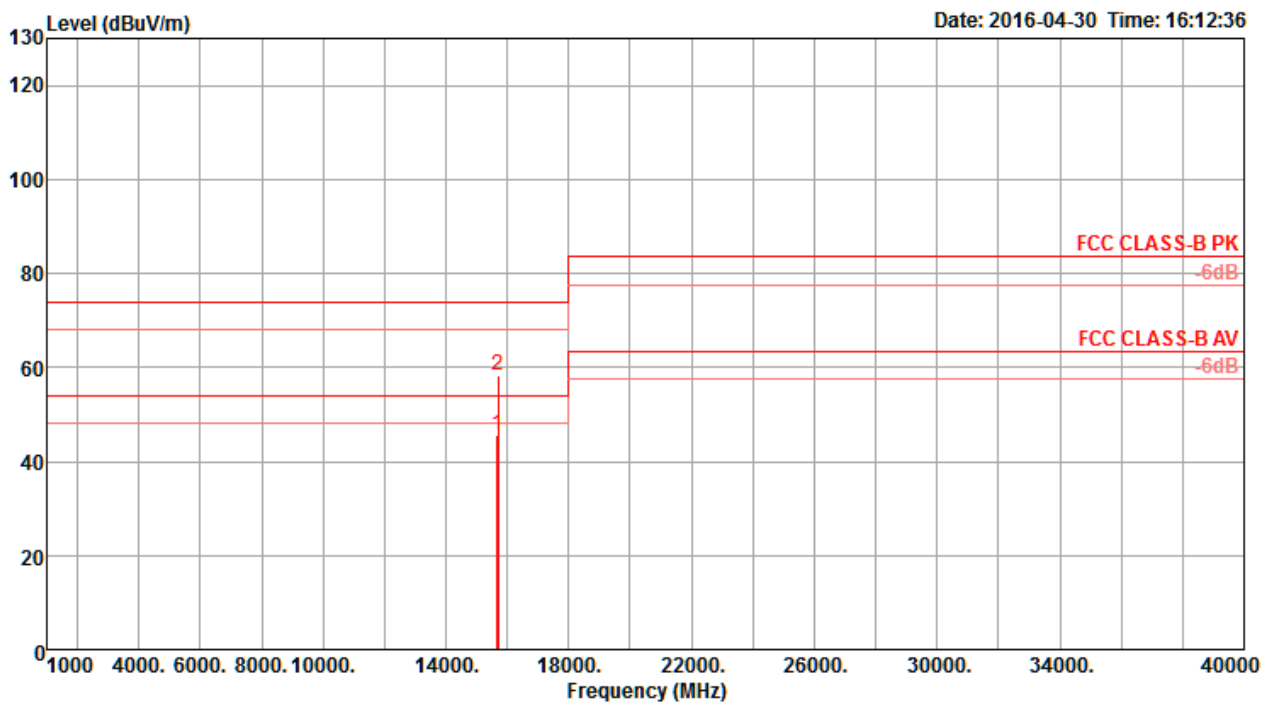
Vertical



	Freq	Level	Limit	Over	Read	CableAntenna	Preamp	T/Pos	A/Pos	Remark	Pol/Phase
	MHz	dBuV/m	dBuV/m	dB	dBuV	dB	dB/m	deg	cm		
1	15553.44	46.44	54.00	-7.56	31.69	11.23	38.16	34.64	158	197 Average	VERTICAL
2	15565.52	58.68	74.00	-15.32	43.89	11.24	38.23	34.68	158	197 Peak	VERTICAL

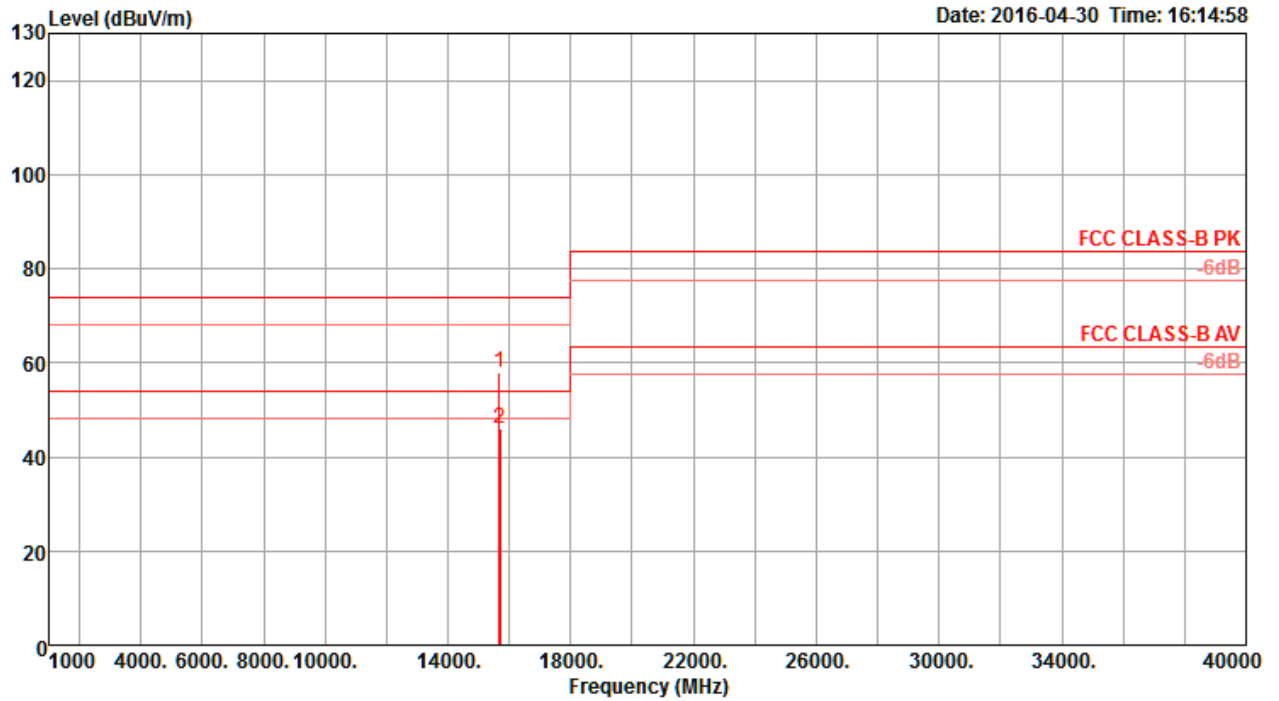
Temperature	22°C	Humidity	56%
Test Engineer	Nyle Chang & Peter Wu & Gary Chu & DK Chang & Eddie Weng & Stim Song & Brain Sun	Configurations	IEEE 802.11ac MCS0/Nss4 VHT40 CH 46 / Chain 1 + Chain 2 + Chain 3 + Chain 4
Test Mode	Mode 2		

Horizontal



	Freq	Level	Limit	Over	Read	CableAntenna	Preamp	T/Pos	A/Pos	Remark	Pol/Phase
	MHz	dBuV/m	dBuV/m	dB	dBuV	dB	dB/m	deg	cm		
1	15677.68	45.66	54.00	-8.34	30.82	11.26	38.35	34.77	324	304 Average	HORIZONTAL
2	15691.12	58.24	74.00	-15.76	43.32	11.27	38.42	34.77	324	304 Peak	HORIZONTAL

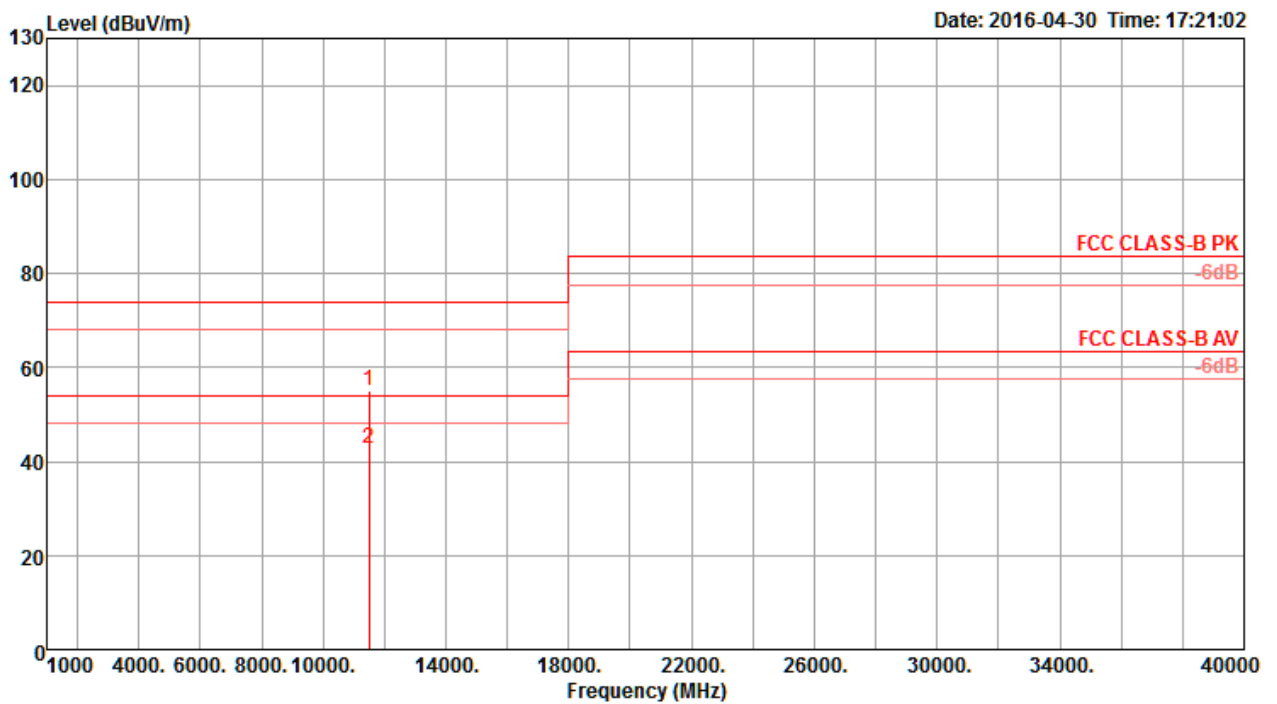
Vertical



	Freq	Level	Limit	Over	Read	CableAntenna	Preamp	T/Pos	A/Pos	Remark	Pol/Phase	
	MHz	dBuV/m	dBuV/m	dB	dBuV	dB	dB/m	dB	deg	cm		
1	15676.72	58.00	74.00	-16.00	43.16	11.26	38.35	34.77	64	241	Peak	VERTICAL
2	15707.28	45.97	54.00	-8.03	31.05	11.27	38.42	34.77	64	241	Average	VERTICAL

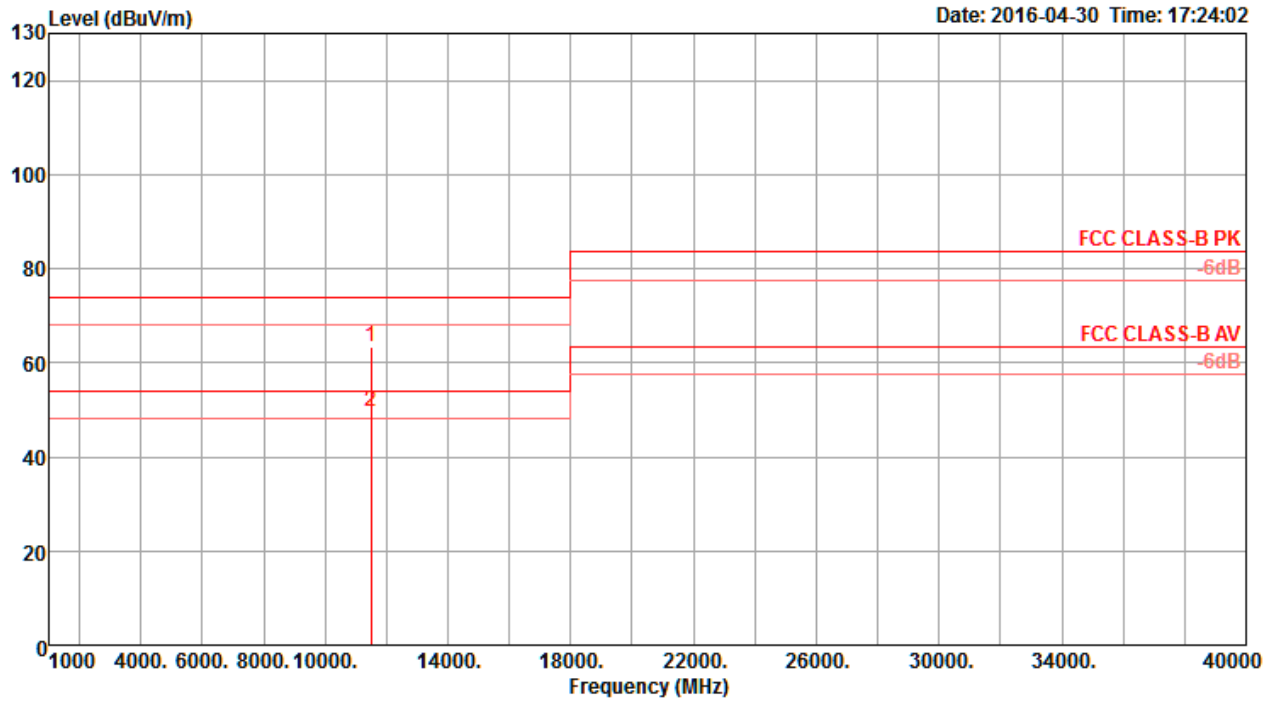
Temperature	22°C	Humidity	56%
Test Engineer	Nyle Chang & Peter Wu & Gary Chu & DK Chang & Eddie Weng & Stim Song & Brain Sun	Configurations	IEEE 802.11ac MCS0/Nss4 VHT40 CH 151 / Chain 1 + Chain 2 + Chain 3 + Chain 4
Test Mode	Mode 2		

Horizontal



	Freq	Level	Limit	Over	Read	CableAntenna	Preamp	T/Pos	A/Pos	Remark	Pol/Phase	
	MHz	dBuV/m	dBuV/m	dB	dBuV	dB	dB/m	dB	deg	cm		
1	11504.40	55.08	74.00	-18.92	41.58	9.62	38.50	34.62	319	215	Peak	HORIZONTAL
2	11509.90	42.63	54.00	-11.37	29.14	9.62	38.50	34.63	319	215	Average	HORIZONTAL

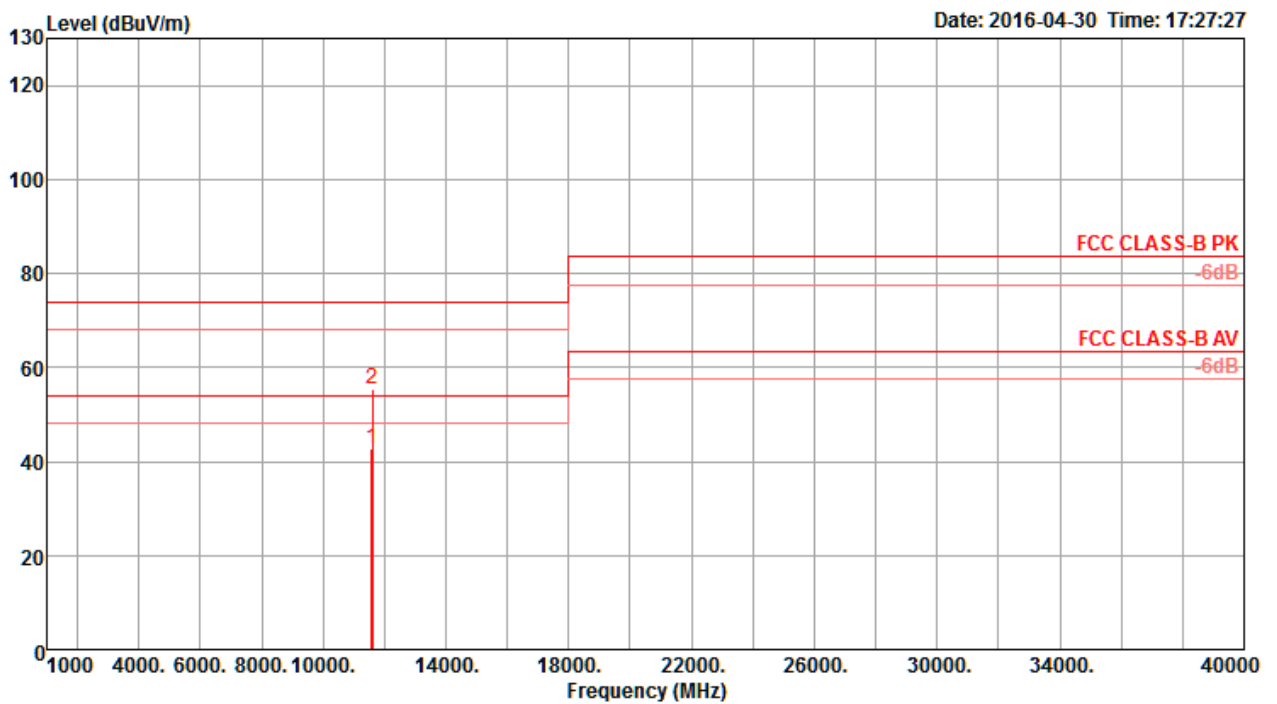
Vertical



	Freq	Level	Limit	Over	Read	CableAntenna	Preamp	T/Pos	A/Pos	Remark	Pol/Phase
	MHz	dBuV/m	dBuV/m	dB	dBuV	dB	dB/m	deg	cm		
1	11500.80	63.23	74.00	-10.77	49.73	9.62	38.50	69	208	Peak	VERTICAL
2	11510.40	49.53	54.00	-4.47	36.04	9.62	38.50	69	208	Average	VERTICAL

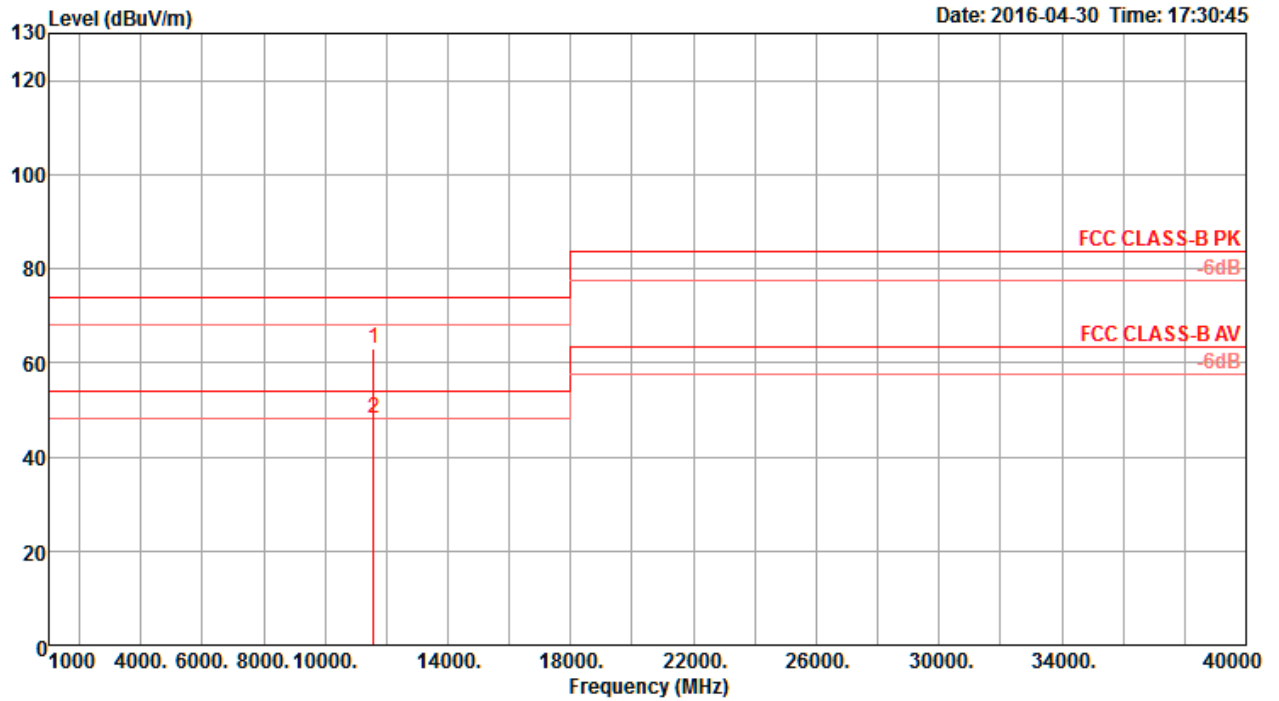
Temperature	22°C	Humidity	56%
Test Engineer	Nyle Chang & Peter Wu & Gary Chu & DK Chang & Eddie Weng & Stim Song & Brain Sun	Configurations	IEEE 802.11ac MCS0/Nss4 VHT40 CH 159 / Chain 1 + Chain 2 + Chain 3 + Chain 4
Test Mode	Mode 2		

Horizontal



	Freq	Level	Limit	Over	Read	CableAntenna	Preamp	T/Pos	A/Pos	Remark	Pol/Phase
	MHz	dBuV/m	dBuV/m	dB	dBuV	dB	dB/m	deg	cm		
1	11590.00	42.87	54.00	-11.13	29.39	9.60	38.54	34.66	246	214 Average	HORIZONTAL
2	11595.90	55.23	74.00	-18.77	41.75	9.60	38.54	34.66	246	214 Peak	HORIZONTAL

Vertical

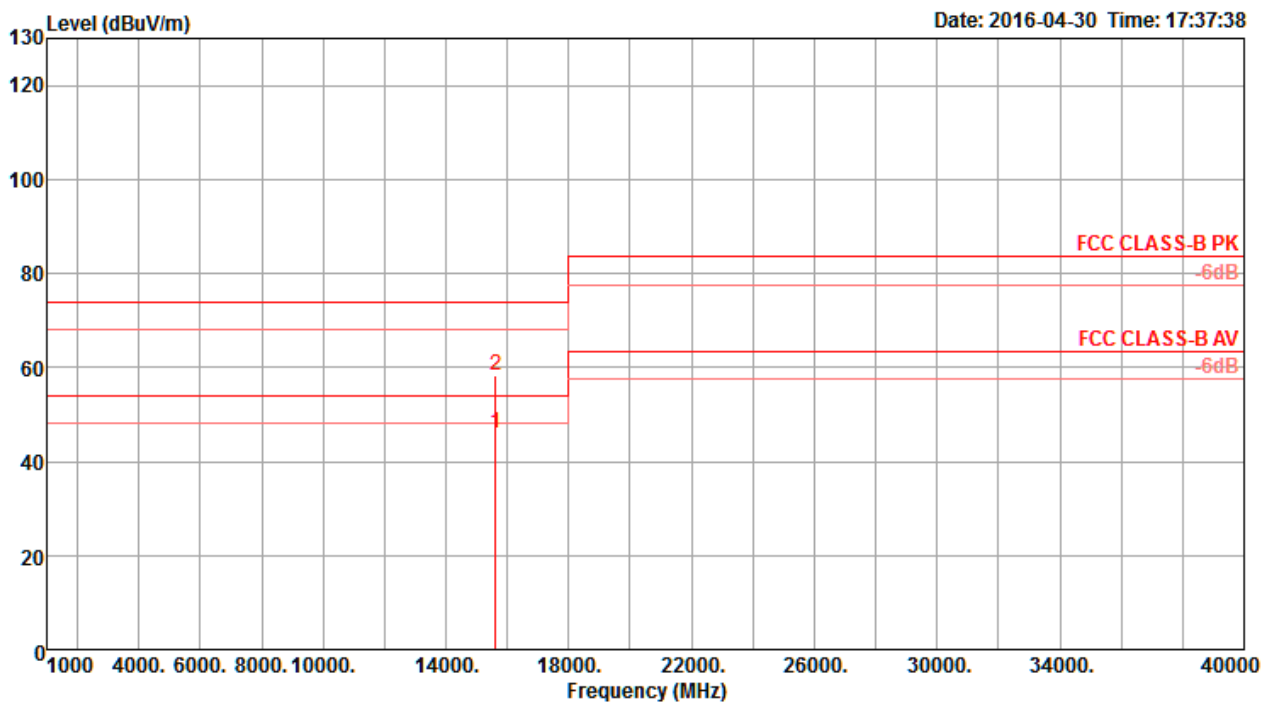


	Freq	Level	Limit	Over	Read	CableAntenna	Preamp	T/Pos	A/Pos	Remark	Pol/Phase	
	MHz	dBuV/m	dBuV/m	dB	dBuV	dB	dB/m	dB	deg	cm		
1	11589.70	62.87	74.00	-11.13	49.39	9.60	38.54	34.66	71	204	Peak	VERTICAL
2	11591.90	47.99	54.00	-6.01	34.51	9.60	38.54	34.66	71	204	Average	VERTICAL



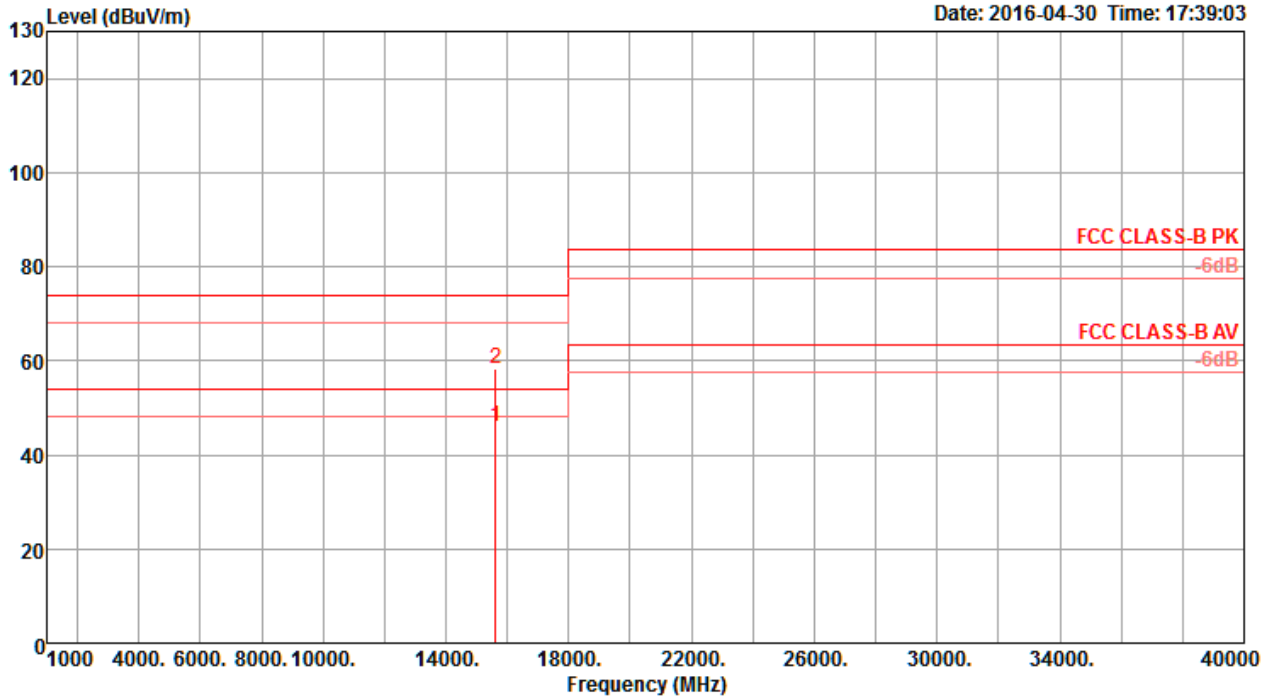
Temperature	22°C	Humidity	56%
Test Engineer	Nyle Chang & Peter Wu & Gary Chu & DK Chang & Eddie Weng & Stim Song & Brain Sun	Configurations	IEEE 802.11ac MCS0/Nss4 VHT80 CH 42 / Chain 1 + Chain 2 + Chain 3 + Chain 4
Test Mode	Mode 2		

Horizontal



	Freq	Level	Limit	Over	Read	CableAntenna	Preamp	T/Pos	A/Pos	Remark	Pol/Phase
	MHz	dBuV/m	dBuV/m	dB	dBuV	dB	dB/m	dB	deg	cm	
1	15607.50	46.16	54.00	-7.84	31.30	11.25	38.29	34.68	43	190 Average	HORIZONTAL
2	15619.70	58.44	74.00	-15.56	43.63	11.25	38.29	34.73	43	190 Peak	HORIZONTAL

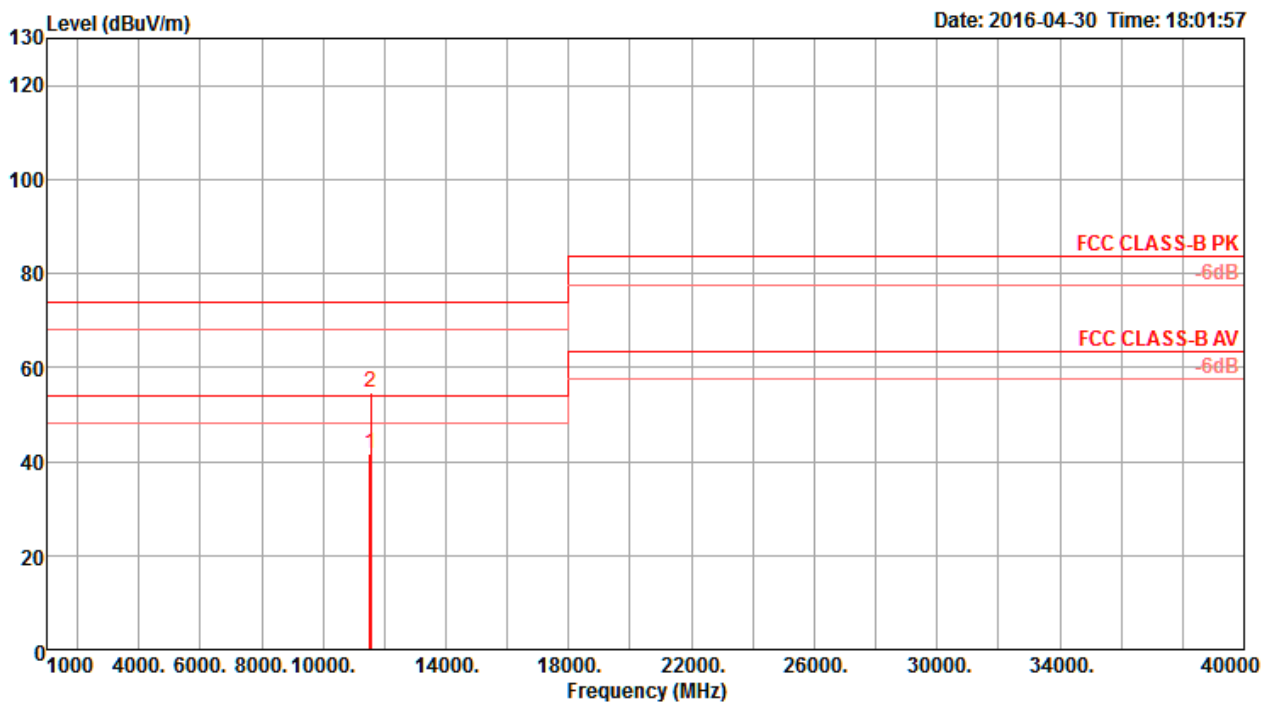
Vertical



	Freq	Level	Limit	Over	Read	CableAntenna	Preamp	T/Pos	A/Pos	Remark	Pol/Phase
	MHz	dBuV/m	dBuV/m	dB	dBuV	dB	dB/m	deg	cm		
1	15606.60	46.04	54.00	-7.96	31.18	11.25	38.29	34.68	276	199 Average	VERTICAL
2	15608.10	58.38	74.00	-15.62	43.52	11.25	38.29	34.68	276	199 Peak	VERTICAL

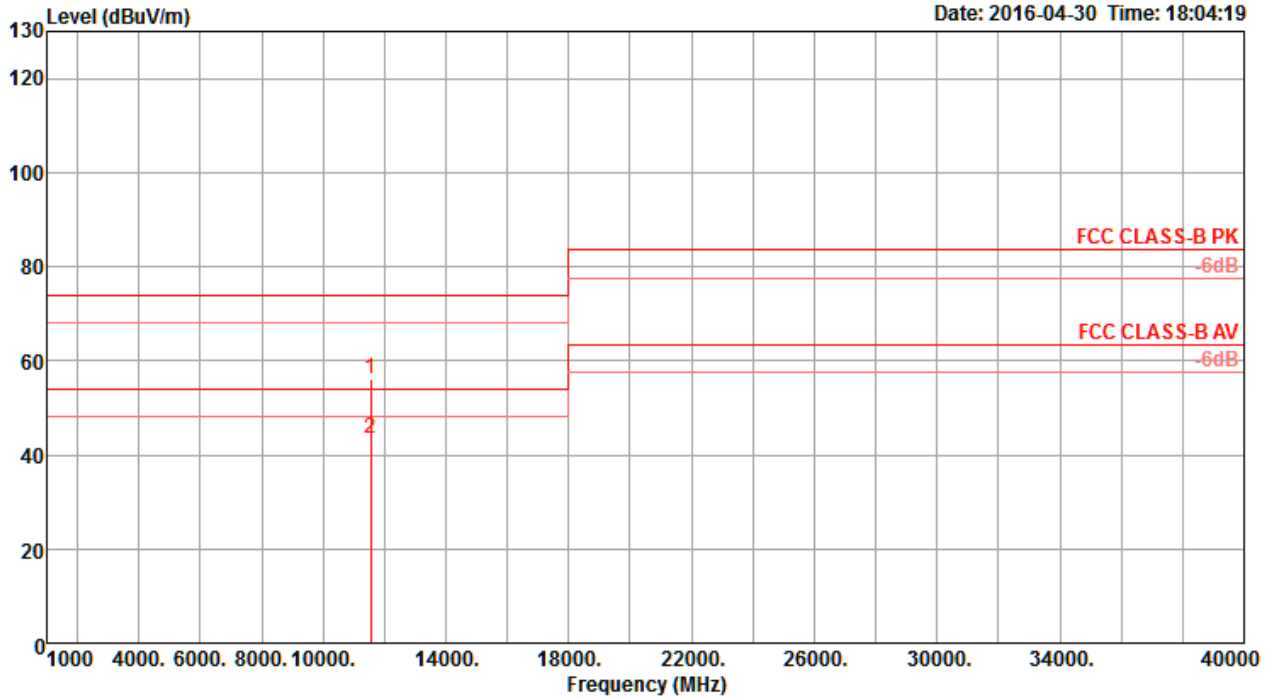
Temperature	22°C	Humidity	56%
Test Engineer	Nyle Chang & Peter Wu & Gary Chu & DK Chang & Eddie Weng & Stim Song & Brain Sun	Configurations	IEEE 802.11ac MCS0/Nss4 VHT80 CH 155 / Chain 1 + Chain 2 + Chain 3 + Chain 4
Test Mode	Mode 2		

Horizontal



	Freq	Level	Limit	Over	Read	CableAntenna	Preamp	T/Pos	A/Pos	Remark	Pol/Phase
	MHz	dBuV/m	dBuV/m	dB	dBuV	dB	dB/m	dB	deg	cm	
1	11527.30	41.62	54.00	-12.38	28.13	9.61	38.51	34.63	318	244 Average	HORIZONTAL
2	11560.70	54.73	74.00	-19.27	41.24	9.61	38.53	34.65	318	244 Peak	HORIZONTAL

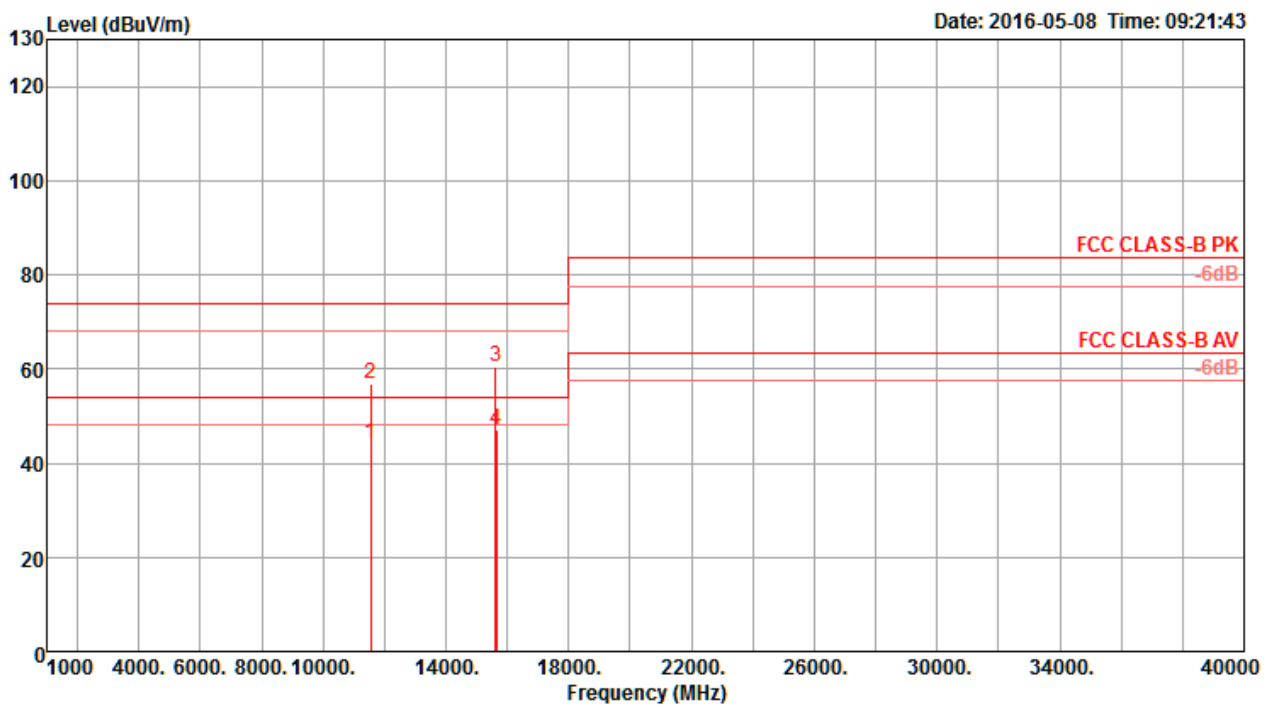
Vertical



	Freq	Level	Limit	Over	Read	CableAntenna	Preamp	T/Pos	A/Pos	Remark	Pol/Phase	
	MHz	dBuV/m	dBuV/m	dB	dBuV	dB	dB/m	dB	deg	cm		
1	11543.00	56.17	74.00	-17.83	42.68	9.61	38.51	34.63	62	214	Peak	VERTICAL
2	11556.30	43.54	54.00	-10.46	30.05	9.61	38.53	34.65	62	214	Average	VERTICAL

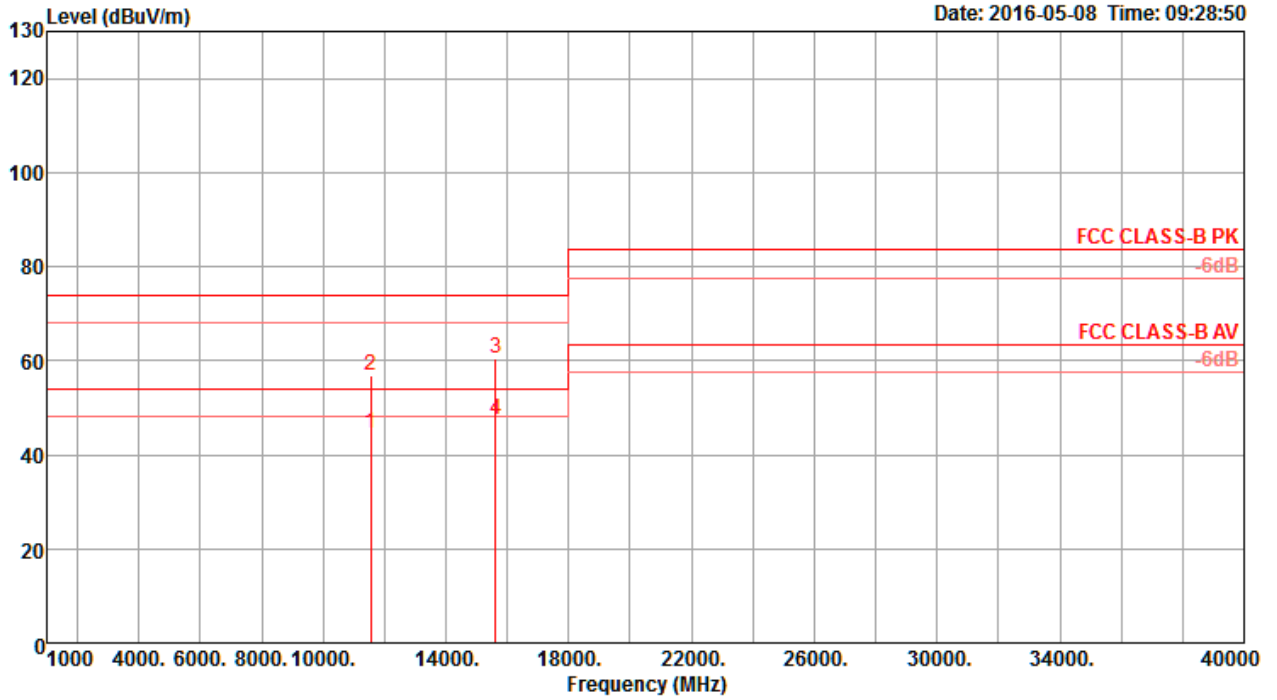
Temperature	22°C	Humidity	56%
Test Engineer	Nyle Chang & Peter Wu & Gary Chu & DK Chang & Eddie Weng & Stim Song & Brain Sun	Configurations	IEEE 802.11ac MCS0/Nss2 VHT80+80 Type 1 / CH 42+155 / Chain 1 + Chain 2 + Chain 3 + Chain 4
Test Mode	Mode 2		

Horizontal



	Freq	Level	Limit	Over	Read	CableAntenna	Preamp	T/Pos	A/Pos	Remark	Pol/Phase
	MHz	dBuV/m	dBuV/m	dB	dBuV	dB	dB/m	deg	cm		
1	11545.28	44.29	54.00	-9.71	30.80	9.61	38.51	34.63	163	123 Average	HORIZONTAL
2	11549.52	56.75	74.00	-17.25	43.28	9.61	38.51	34.65	163	123 Peak	HORIZONTAL
3	15628.18	60.42	74.00	-13.58	45.61	11.25	38.29	34.73	192	154 Peak	HORIZONTAL
4	15634.98	47.14	54.00	-6.86	32.33	11.25	38.29	34.73	192	154 Average	HORIZONTAL

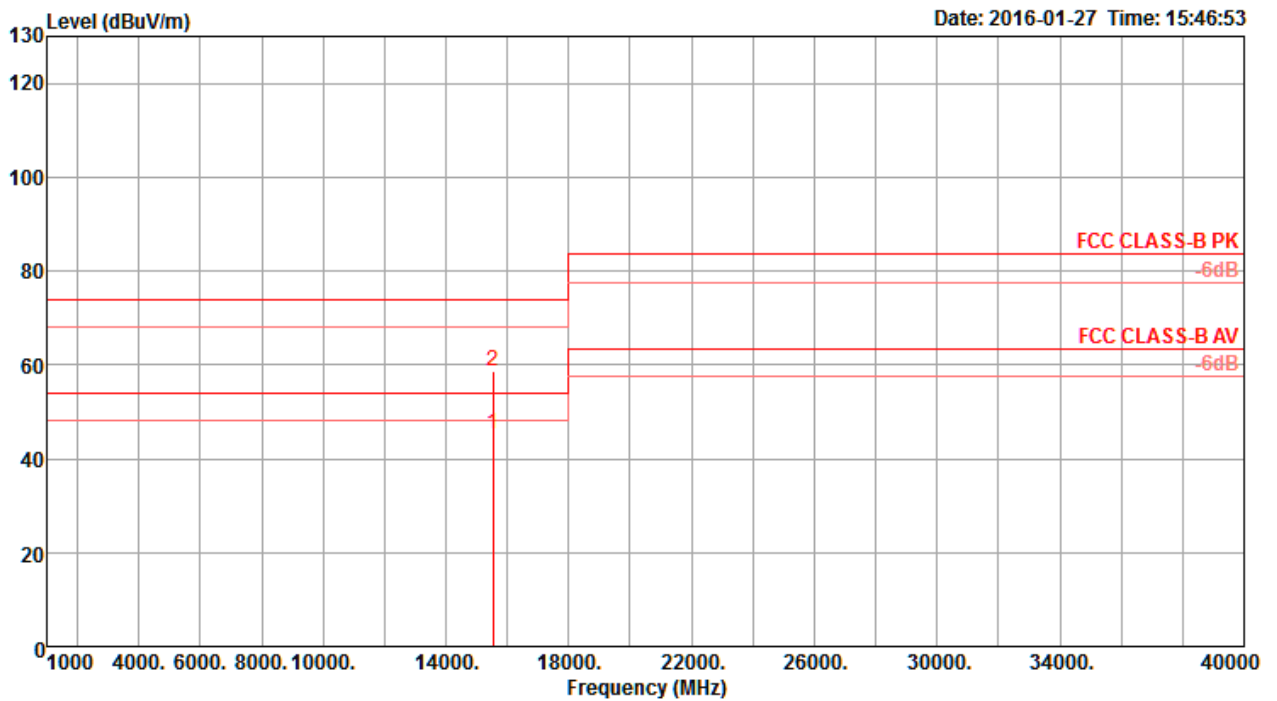
Vertical



	Freq	Level	Limit	Over	Read	CableAntenna	Preamp	T/Pos	A/Pos	Remark	Pol/Phase
	MHz	dBuV/m	dBuV/m	dB	dBuV	dB	dB/m	dB	deg	cm	
1	11546.04	44.38	54.00	-9.62	30.89	9.61	38.51	34.63	161	103 Average	VERTICAL
2	11546.60	56.98	74.00	-17.02	43.51	9.61	38.51	34.65	161	103 Peak	VERTICAL
3	15629.22	60.37	74.00	-13.63	45.56	11.25	38.29	34.73	151	103 Peak	VERTICAL
4	15631.14	47.32	54.00	-6.68	32.51	11.25	38.29	34.73	151	103 Average	VERTICAL

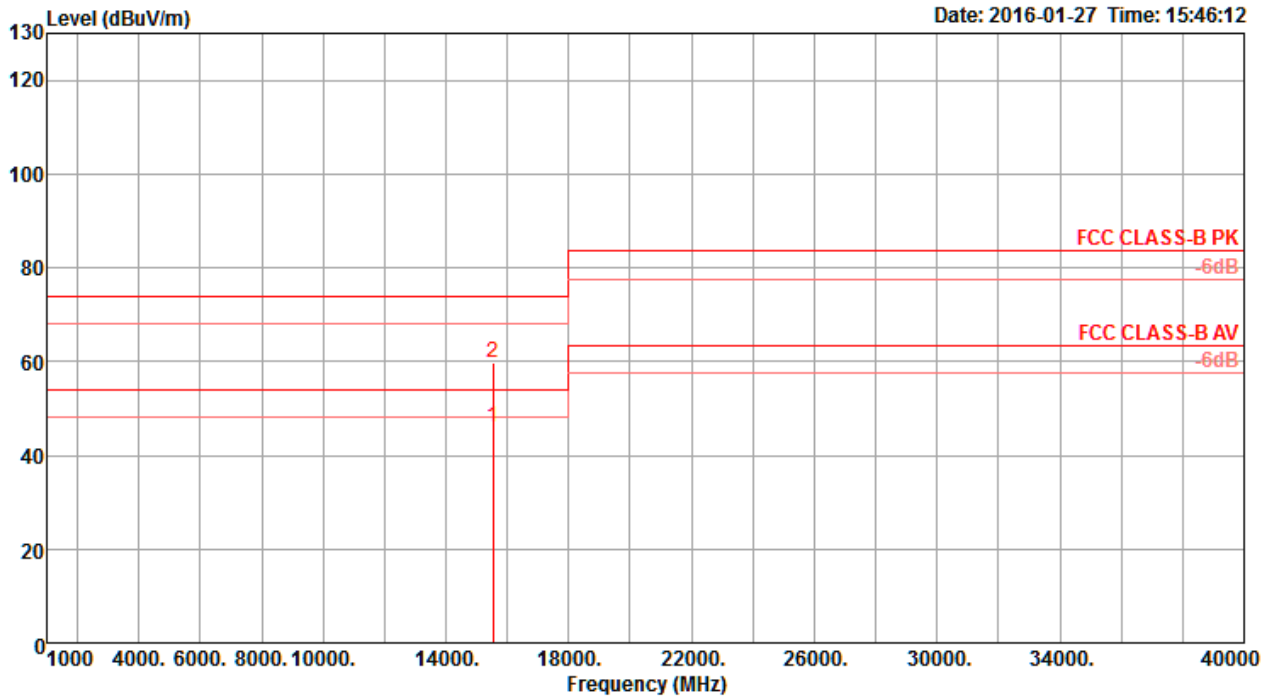
Temperature	22°C	Humidity	56%
Test Engineer	Nyle Chang & Peter Wu & Gary Chu & DK Chang & Eddie Weng & Stim Song & Brain Sun	Configurations	IEEE 802.11a CH 36 / Chain 1 + Chain 2 + Chain 3 + Chain 4
Test Mode	Mode 3		

Horizontal



	Freq	Level	Limit	Over	Read	Cable	Antenna	Preamp	T/Pos	A/Pos	Remark	Pol/Phase
	MHz	dBuV/m	dBuV/m	dB	dBuV	dB	dB/m	dB	deg	cm		
1	15539.66	45.12	54.00	-8.88	30.15	11.45	38.16	34.64	54	170	Average	HORIZONTAL
2	15540.73	58.69	74.00	-15.31	43.72	11.45	38.16	34.64	54	170	Peak	HORIZONTAL

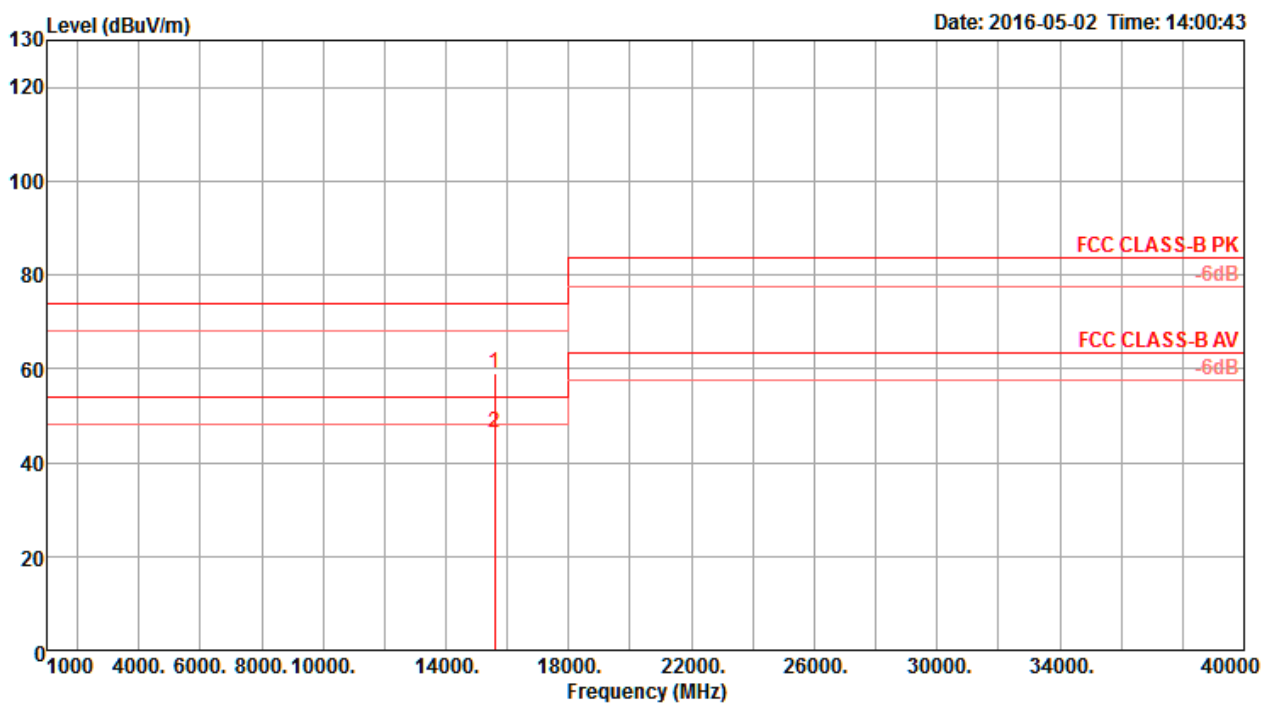
Vertical



	Freq	Level	Limit	Over	Read	CableAntenna	Preamp	T/Pos	A/Pos	Remark	Pol/Phase
	MHz	dBuV/m	dBuV/m	dB	dBuV	dB	dB/m	deg	cm		
1	15539.09	46.11	54.00	-7.89	31.14	11.45	38.16	34.64	41	178 Average	VERTICAL
2	15539.46	59.79	74.00	-14.21	44.82	11.45	38.16	34.64	41	178 Peak	VERTICAL

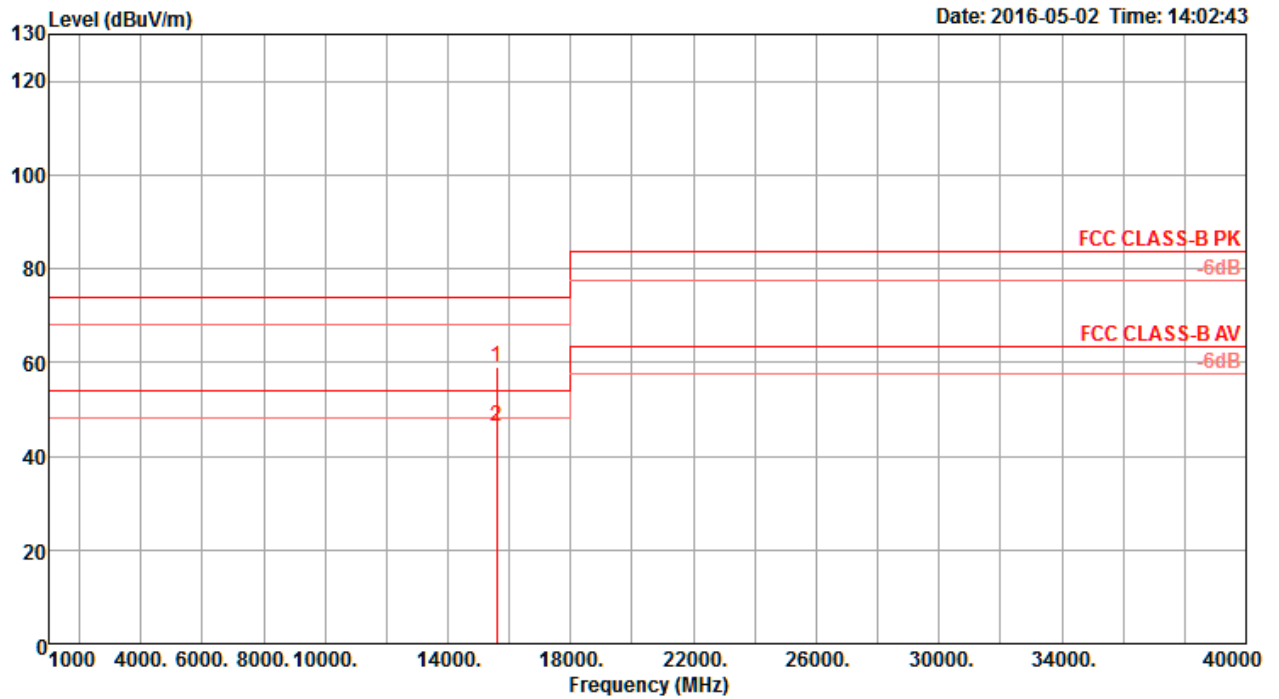
Temperature	22°C	Humidity	56%
Test Engineer	Nyle Chang & Peter Wu & Gary Chu & DK Chang & Eddie Weng & Stim Song & Brain Sun	Configurations	IEEE 802.11a CH 40 / Chain 1 + Chain 2 + Chain 3 + Chain 4
Test Mode	Mode 3		

Horizontal



	Freq	Level	Limit	Over	Read	CableAntenna	Preamp	T/Pos	A/Pos	Remark	Pol/Phase
	MHz	dBuV/m	dBuV/m	dB	dBuV	dB	dB/m	deg	cm		
1	15591.20	59.16	74.00	-14.84	44.37	11.24	38.23	34.68	69	154 Peak	HORIZONTAL
2	15596.36	46.33	54.00	-7.67	31.54	11.24	38.23	34.68	69	154 Average	HORIZONTAL

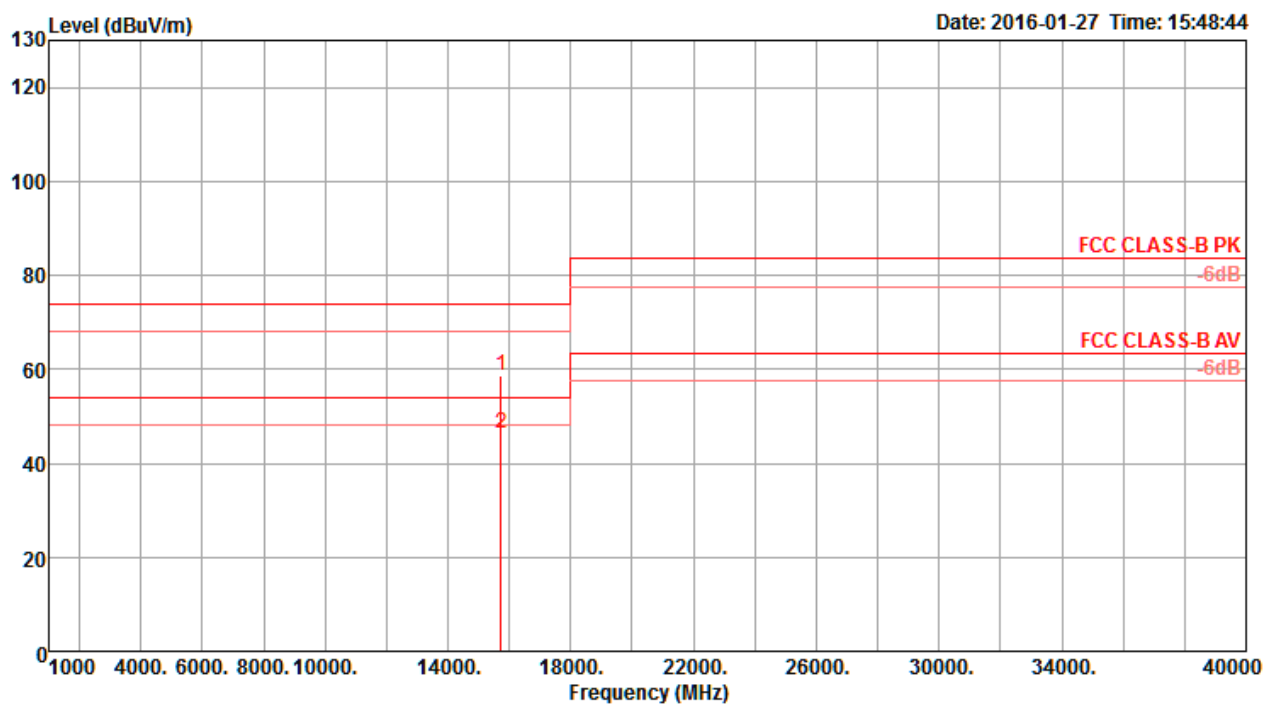
Vertical



	Freq	Level	Limit	Over	Read	CableAntenna	Preamp	T/Pos	A/Pos	Remark	Pol/Phase
	MHz	dBuV/m	dBuV/m	dB	dBuV	dB	dB/m	dB	deg	cm	
1	15599.64	59.19	74.00	-14.81	44.40	11.24	38.23	34.68	335	180 Peak	VERTICAL
2	15600.16	46.35	54.00	-7.65	31.56	11.24	38.23	34.68	335	180 Average	VERTICAL

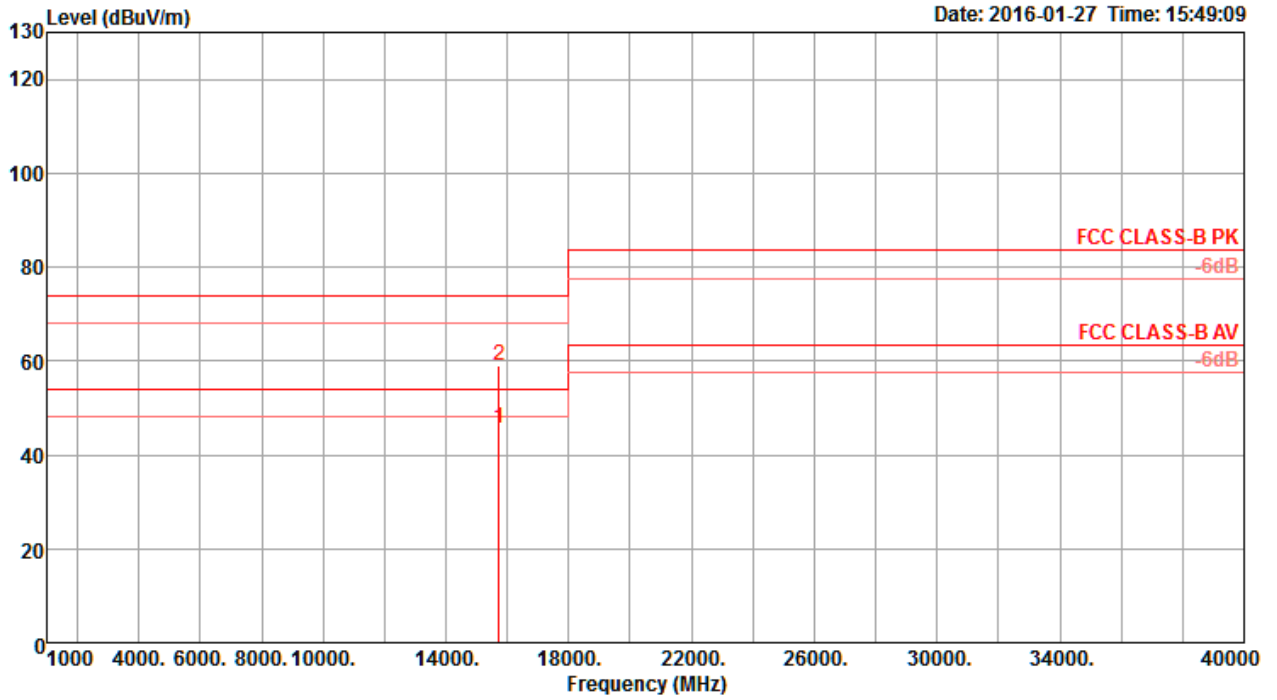
Temperature	22°C	Humidity	56%
Test Engineer	Nyle Chang & Peter Wu & Gary Chu & DK Chang & Eddie Weng & Stim Song & Brain Sun	Configurations	IEEE 802.11a CH 48 / Chain 1 + Chain 2 + Chain 3 + Chain 4
Test Mode	Mode 3		

Horizontal



	Freq	Level	Limit	Over	Read	Cable	Antenna	Preamp	T/Pos	A/Pos	Remark	Pol/Phase
	MHz	dBuV/m	dBuV/m	dB	dBuV	dB	dB/m	dB	deg	cm		
1	15720.22	58.75	74.00	-15.25	43.58	11.56	38.42	34.81	198	210	Peak	HORIZONTAL
2	15720.62	46.19	54.00	-7.81	31.02	11.56	38.42	34.81	198	210	Average	HORIZONTAL

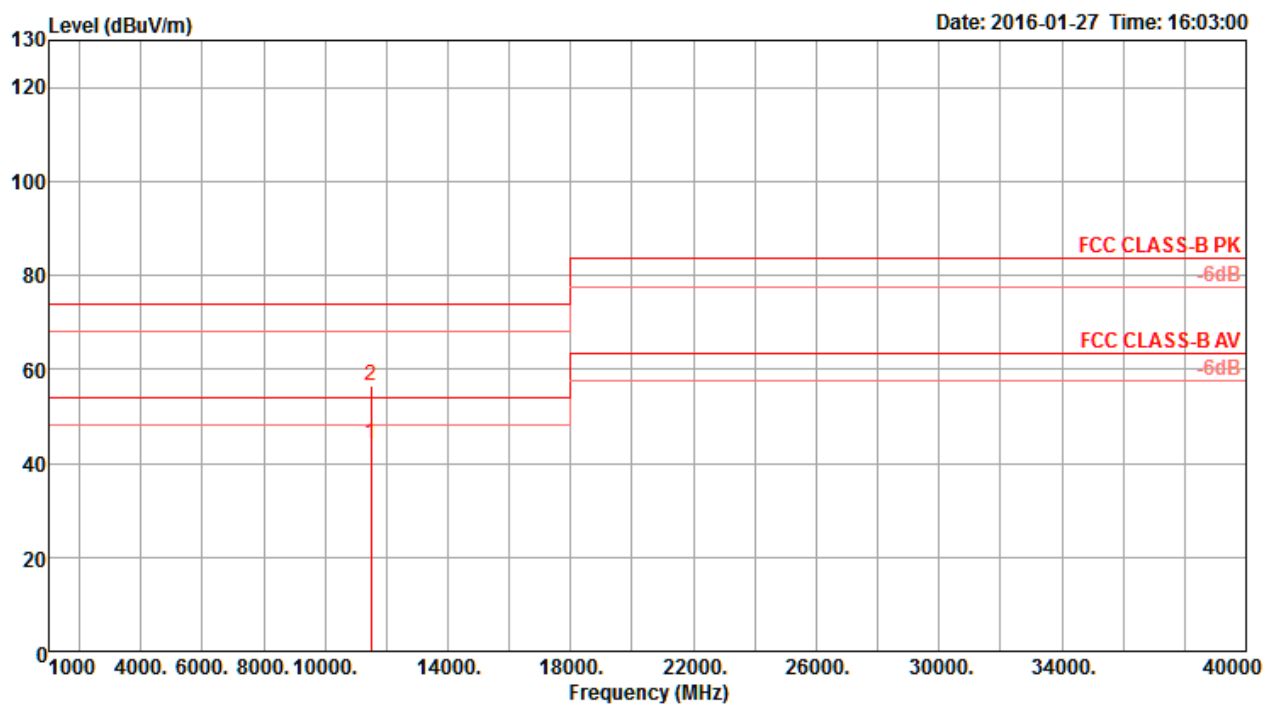
Vertical



	Freq	Level	Limit	Over	Read	CableAntenna	Preamp	T/Pos	A/Pos	Remark	Pol/Phase
	MHz	dBuV/m	dBuV/m	dB	dBuV	dB	dB/m	dB	deg	cm	
1	15719.18	45.76	54.00	-8.24	30.59	11.56	38.42	34.81	154	163 Average	VERTICAL
2	15720.94	58.91	74.00	-15.09	43.74	11.56	38.42	34.81	154	163 Peak	VERTICAL

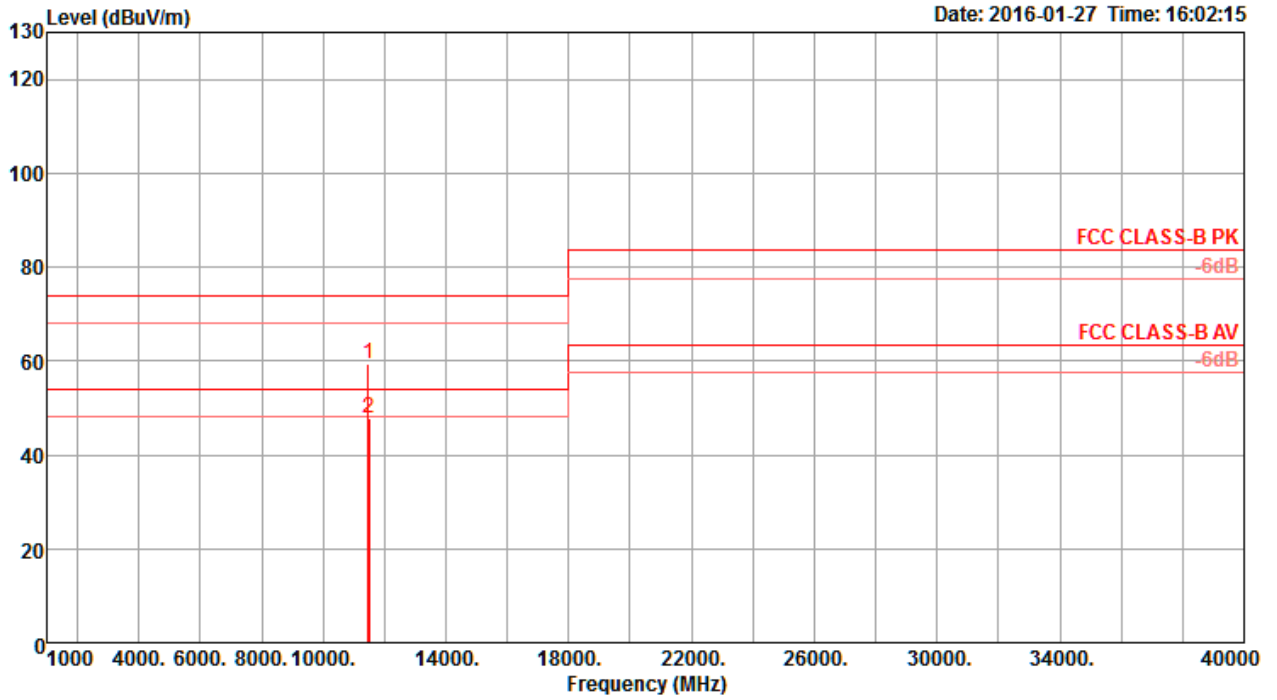
Temperature	22°C	Humidity	56%
Test Engineer	Nyle Chang & Peter Wu & Gary Chu & DK Chang & Eddie Weng & Stim Song & Brain Sun	Configurations	IEEE 802.11a CH 149 / Chain 1 + Chain 2 + Chain 3 + Chain 4
Test Mode	Mode 3		

Horizontal



	Freq	Level	Limit	Over	Read	Cable	Antenna	Preamp	T/Pos	A/Pos	Remark	Pol/Phase
	MHz	dBuV/m	dBuV/m	dB	dBuV	dB	dB/m	dB	deg	cm		
1	11485.51	44.02	54.00	-9.98	30.47	9.67	38.50	34.62	278	166	Average	HORIZONTAL
2	11492.12	56.41	74.00	-17.59	42.86	9.67	38.50	34.62	278	166	Peak	HORIZONTAL

Vertical

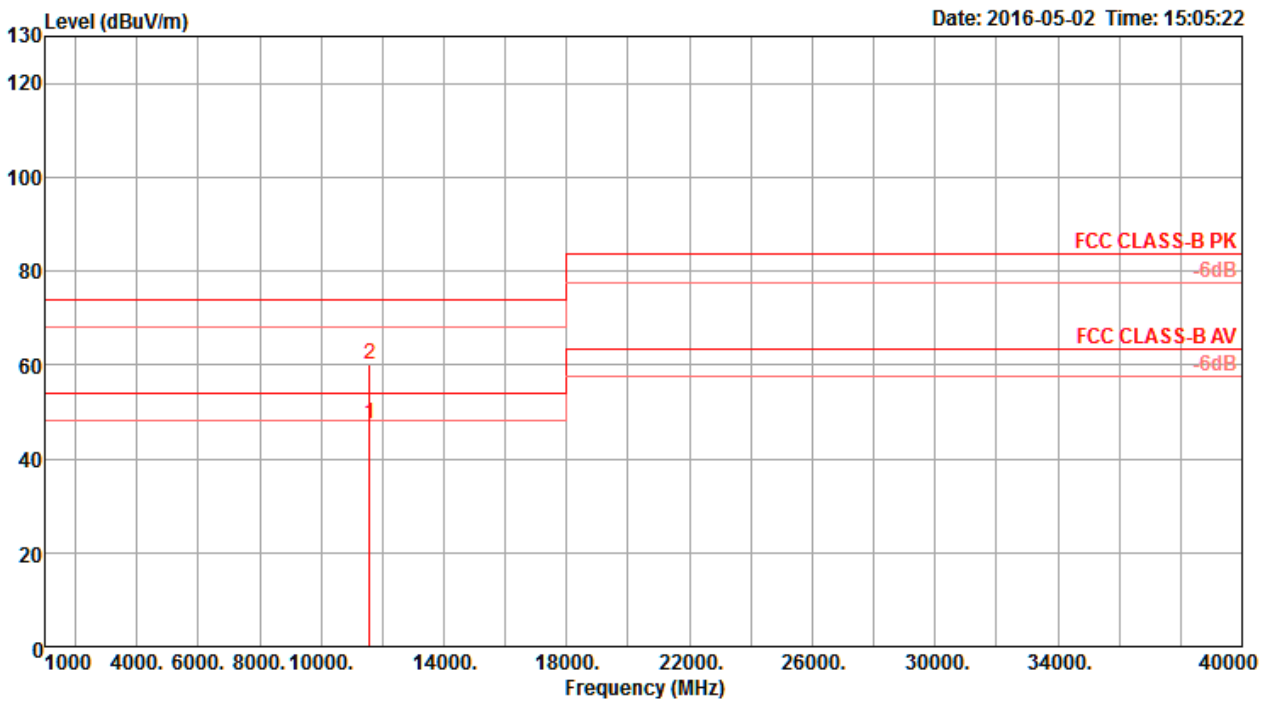


	Freq	Level	Limit	Over	Read	CableAntenna	Preamp	T/Pos	A/Pos	Remark	Pol/Phase
	MHz	dBuV/m	dBuV/m	dB	dBuV	dB	dB/m	dB	deg	cm	
1	11482.31	59.21	74.00	-14.79	45.67	9.66	38.50	34.62	122	161 Peak	VERTICAL
2	11483.46	47.84	54.00	-6.16	34.30	9.66	38.50	34.62	122	161 Average	VERTICAL



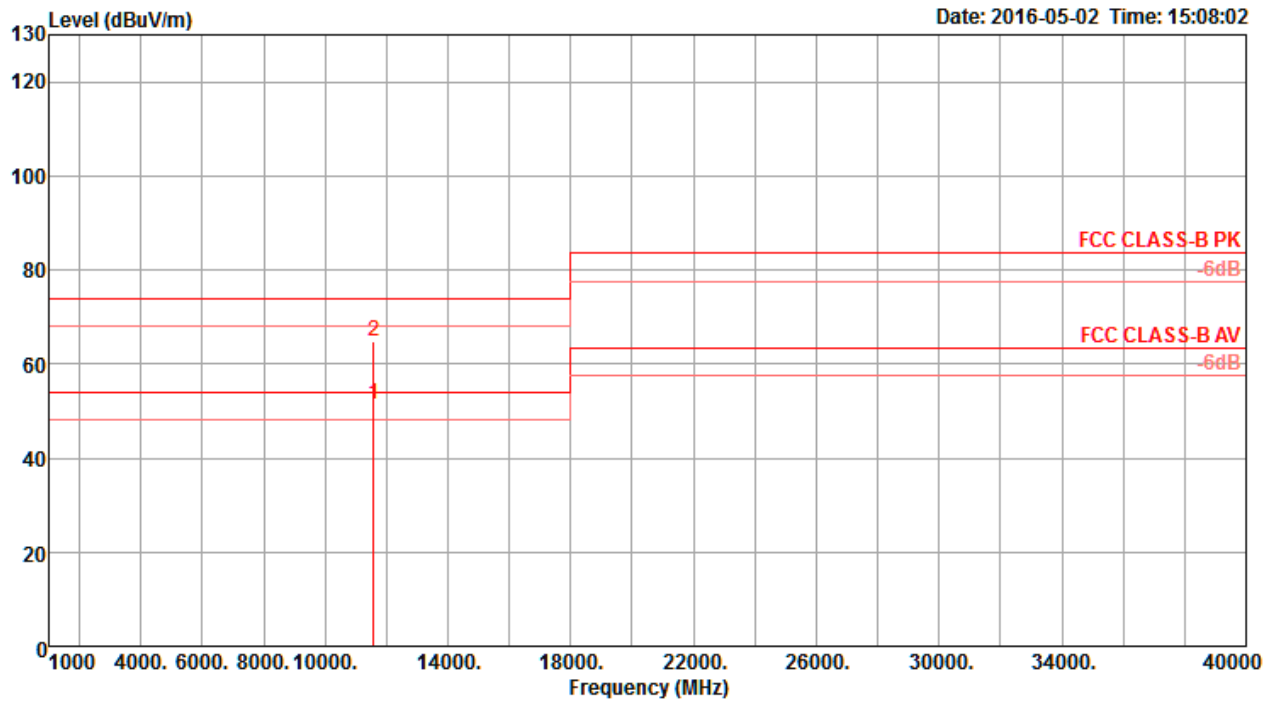
Temperature	22°C	Humidity	56%
Test Engineer	Nyle Chang & Peter Wu & Gary Chu & DK Chang & Eddie Weng & Stim Song & Brain Sun	Configurations	IEEE 802.11a CH 157 / Chain 1 + Chain 2 + Chain 3 + Chain 4
Test Mode	Mode 3		

Horizontal



	Freq	Level	Limit	Over	Read	Cable	Antenna	Preamp	T/Pos	A/Pos	Remark	Pol/Phase
	MHz	dBuV/m	dBuV/m	dB	dBuV	dB	dB/m	dB	deg	cm		
1	11566.16	47.32	54.00	-6.68	33.83	9.61	38.53	34.65	136	194	Average	HORIZONTAL
2	11567.04	60.18	74.00	-13.82	46.69	9.61	38.53	34.65	136	194	Peak	HORIZONTAL

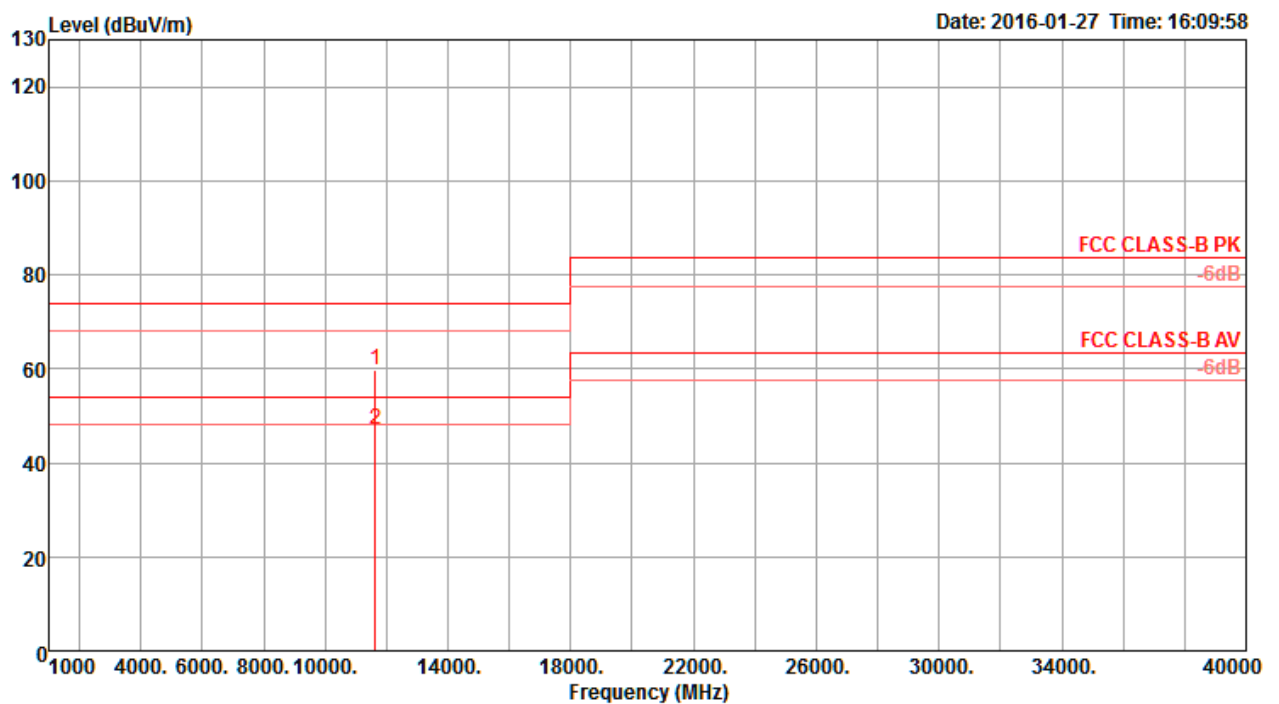
Vertical



	Freq	Level	Limit	Over	Read	CableAntenna	Preamp	T/Pos	A/Pos	Remark	Pol/Phase
	MHz	dBuV/m	dBuV/m	dB	dBuV	dB	dB/m	dB	deg	cm	
1	11569.88	51.52	54.00	-2.48	38.03	9.61	38.53	34.65	306	206 Average	VERTICAL
2	11570.56	64.93	74.00	-9.07	51.44	9.61	38.53	34.65	306	206 Peak	VERTICAL

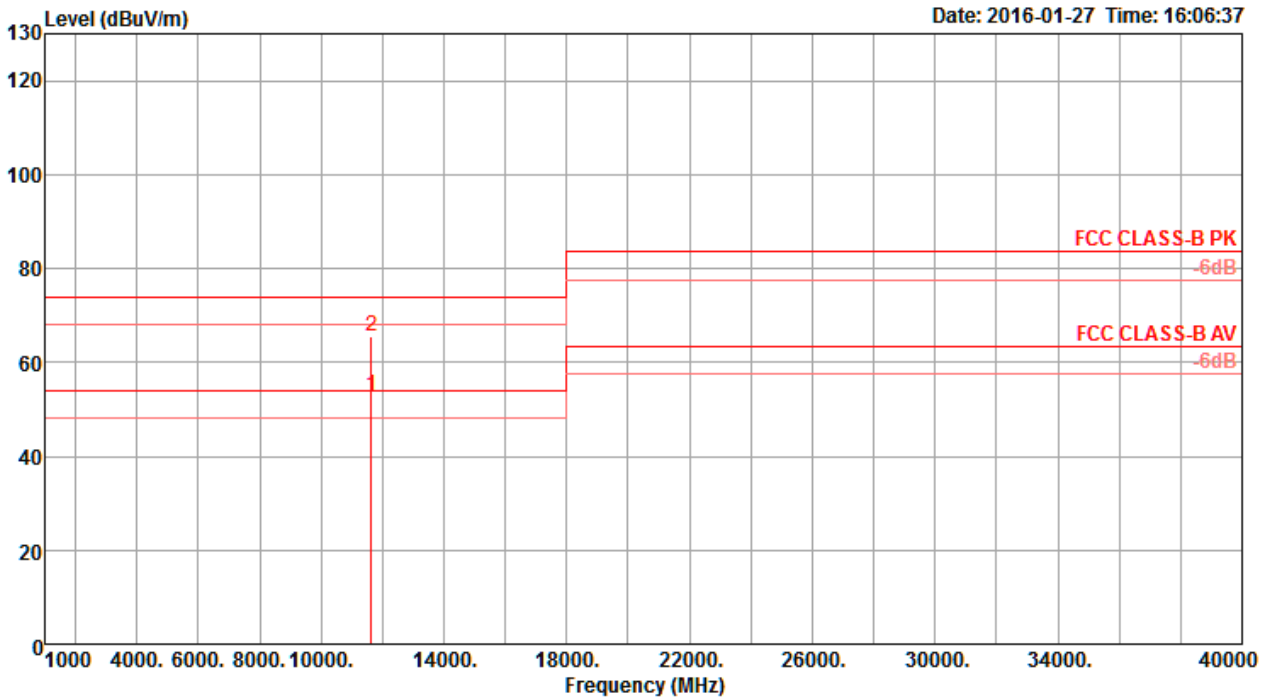
Temperature	22°C	Humidity	56%
Test Engineer	Nyle Chang & Peter Wu & Gary Chu & DK Chang & Eddie Weng & Stim Song & Brain Sun	Configurations	IEEE 802.11a CH 165 / Chain 1 + Chain 2 + Chain 3 + Chain 4
Test Mode	Mode 3		

Horizontal



	Freq	Level	Limit Line	Over Limit	Read Level	CableAntenna Loss	Preamp Factor	T/Pos	A/Pos	Remark	Pol/Phase
	MHz	dBuV/m	dBuV/m	dB	dBuV	dB	dB/m	dB	deg	cm	
1	11646.41	59.78	74.00	-14.22	46.16	9.75	38.55	34.68	8	190 Peak	HORIZONTAL
2	11646.54	46.94	54.00	-7.06	33.32	9.75	38.55	34.68	8	190 Average	HORIZONTAL

Vertical

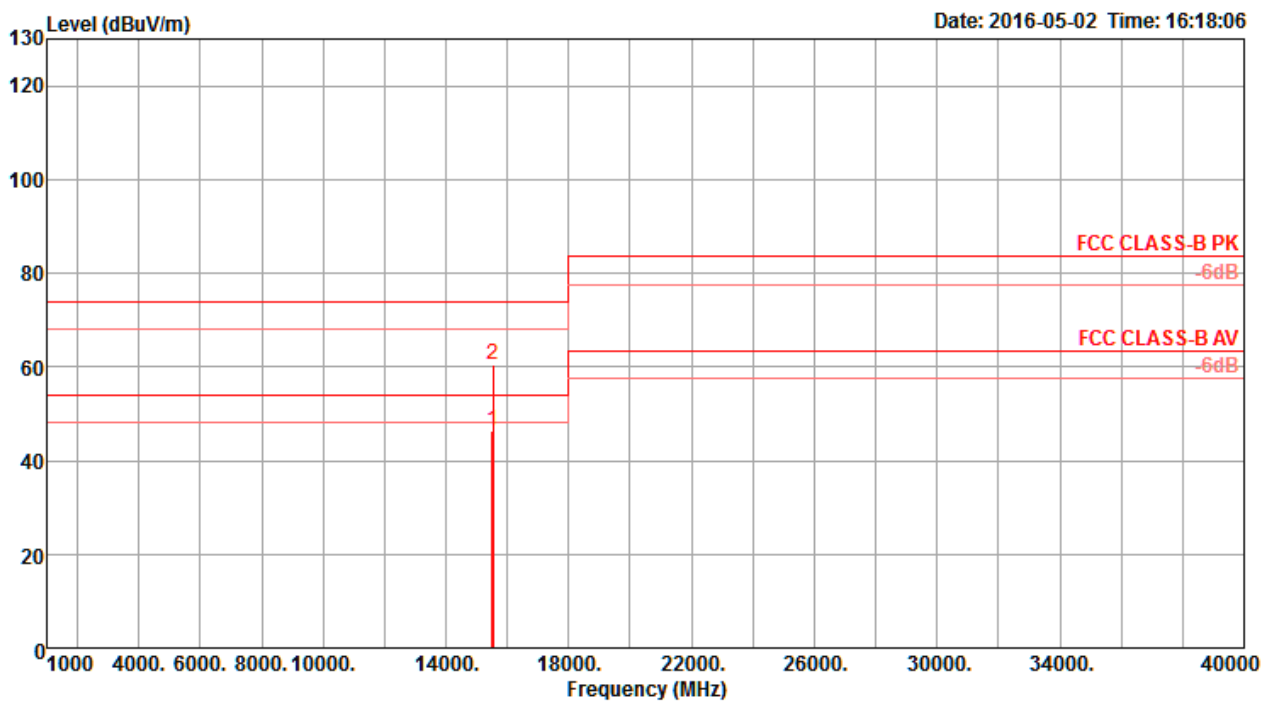


	Freq	Level	Limit Line	Over Limit	Read Level	CableAntenna Loss	Antenna Factor	Preamp Factor	T/Pos	A/Pos	Remark	Pol/Phase
	MHz	dBuV/m	dBuV/m	dB	dBuV	dB	dB/m	dB	deg	cm		
1	11646.09	52.78	54.00	-1.22	39.16	9.75	38.55	34.68	349	208	Average	VERTICAL
2	11646.15	65.64	74.00	-8.36	52.02	9.75	38.55	34.68	349	208	Peak	VERTICAL



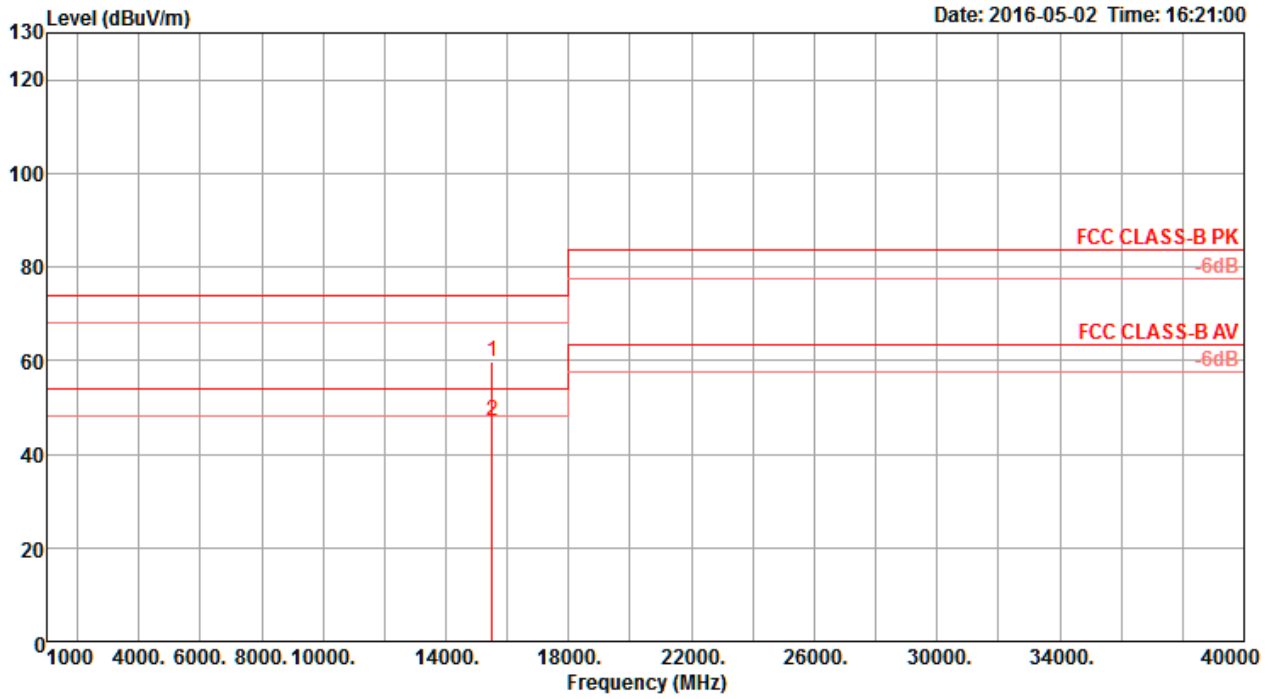
Temperature	22°C	Humidity	56%
Test Engineer	Nyle Chang & Peter Wu & Gary Chu & DK Chang & Eddie Weng & Stim Song & Brain Sun	Configurations	IEEE 802.11ac MCS0/Nss1 VHT20 CH 36 / Chain 1 + Chain 2 + Chain 3 + Chain 4
Test Mode	Mode 3		

Horizontal



	Freq	Level	Limit	Over	Read	Cable	Antenna	Preamp	T/Pos	A/Pos	Remark	Pol/Phase
	MHz	dBuV/m	dBuV/m	dB	dBuV	dB	dB/m	dB	deg	cm		
1	15503.36	46.48	54.00	-7.52	31.76	11.22	38.10	34.60	10	136	Average	HORIZONTAL
2	15546.08	60.33	74.00	-13.67	45.58	11.23	38.16	34.64	10	136	Peak	HORIZONTAL

Vertical

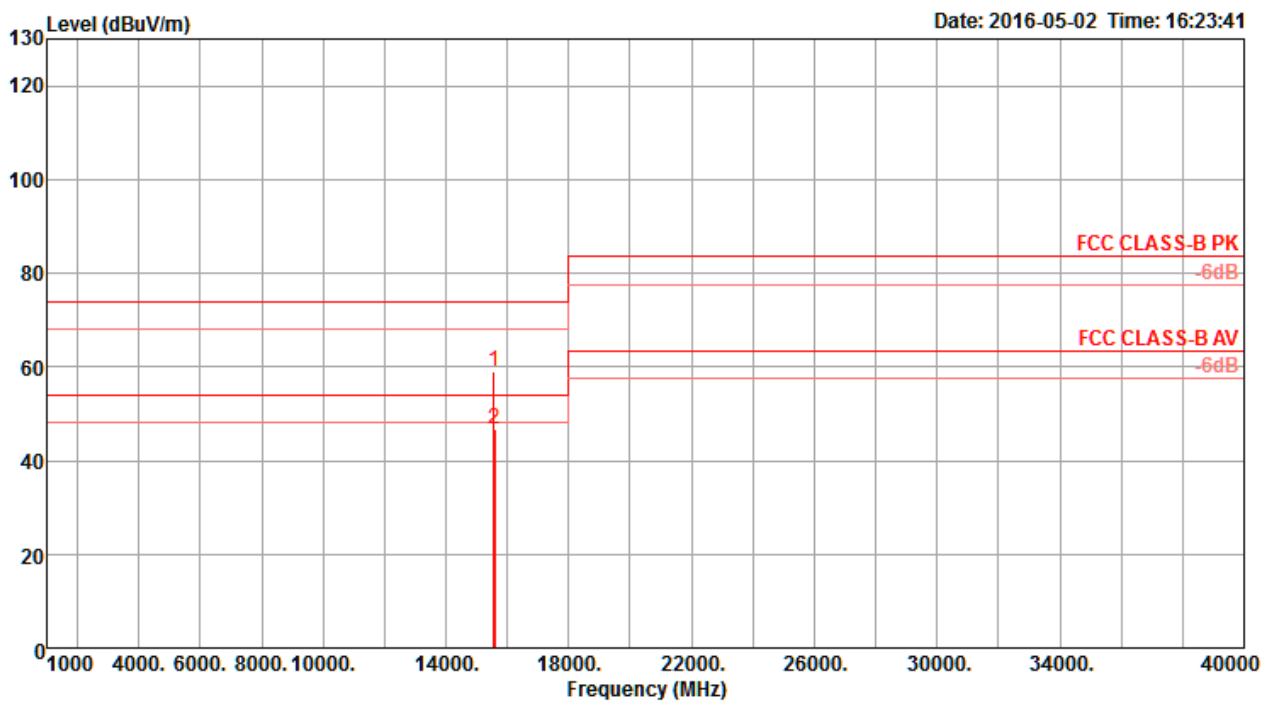


	Freq	Level	Limit	Over	Read	CableAntenna	Preamp	T/Pos	A/Pos	Remark	Pol/Phase	
	MHz	dBuV/m	dBuV/m	dB	dBuV	dB	dB/m	dB	deg	cm		
1	15500.48	59.63	74.00	-14.37	44.91	11.22	38.10	34.60	114	205	Peak	VERTICAL
2	15506.24	46.98	54.00	-7.02	32.26	11.22	38.10	34.60	114	205	Average	VERTICAL



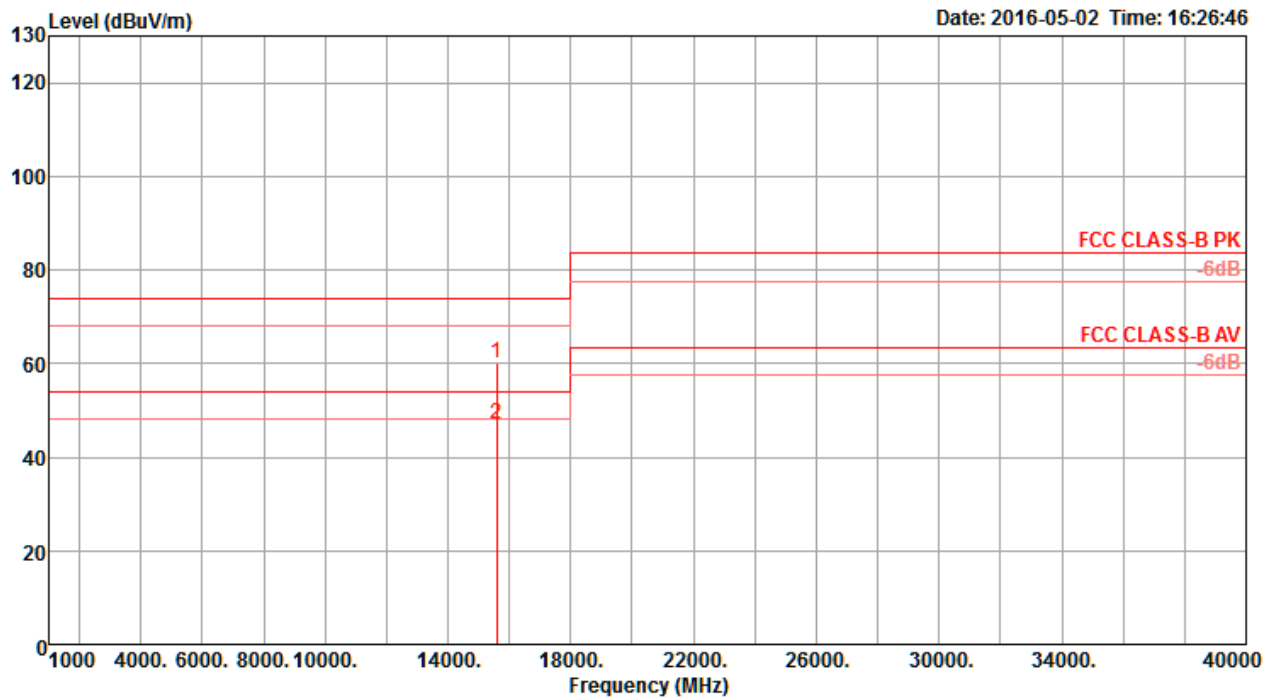
Temperature	22°C	Humidity	56%
Test Engineer	Nyle Chang & Peter Wu & Gary Chu & DK Chang & Eddie Weng & Stim Song & Brain Sun	Configurations	IEEE 802.11ac MCS0/Nss1 VHT20 CH 40 / Chain 1 + Chain 2 + Chain 3 + Chain 4
Test Mode	Mode 3		

Horizontal



	Freq	Level	Limit	Over	Read	Cable	Antenna	Preamp	T/Pos	A/Pos	Remark	Pol/Phase
	MHz	dBuV/m	dBuV/m	dB	dBuV	dB	dB/m	dB	deg	cm		
1	15576.00	58.96	74.00	-15.04	44.17	11.24	38.23	34.68	335	172	Peak	HORIZONTAL
2	15577.60	46.70	54.00	-7.30	31.91	11.24	38.23	34.68	335	172	Average	HORIZONTAL

Vertical

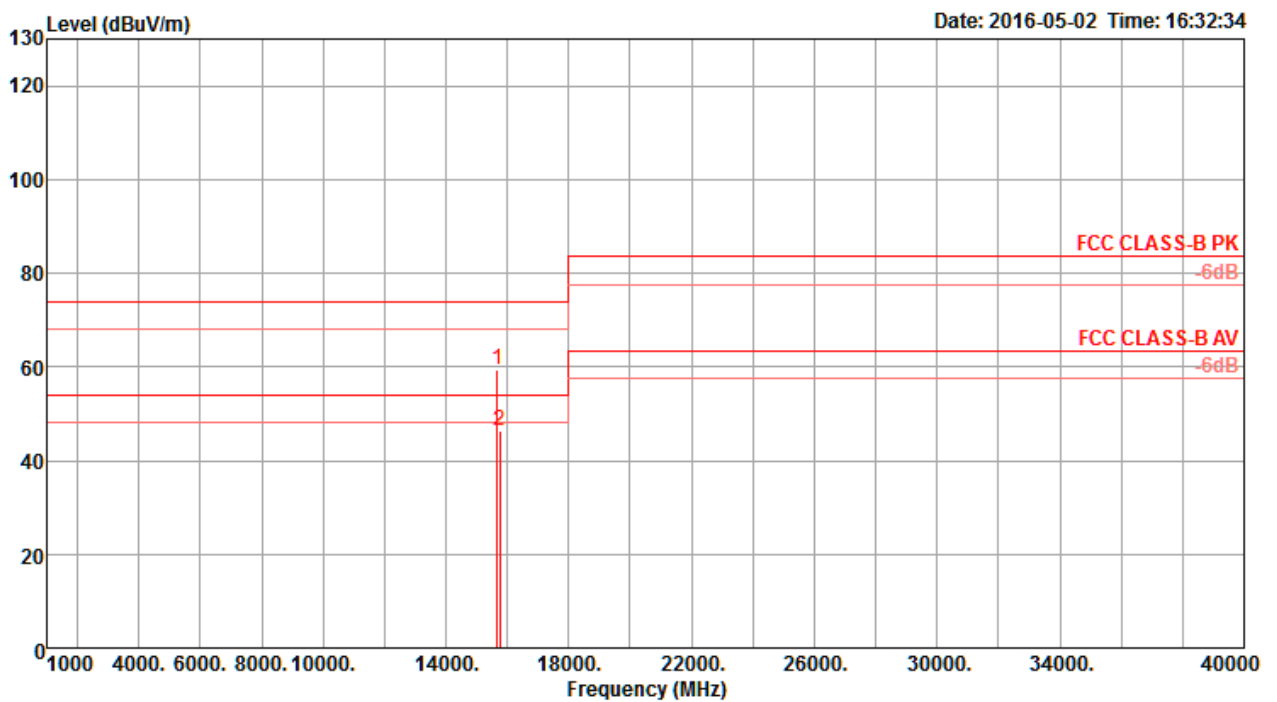


	Freq	Level	Limit	Over	Read	CableAntenna	Preamp	T/Pos	A/Pos	Remark	Pol/Phase	
	MHz	dBuV/m	dBuV/m	dB	dBuV	dB	dB/m	dB	deg	cm		
1	15580.96	60.04	74.00	-13.96	45.25	11.24	38.23	34.68	325	240	Peak	VERTICAL
2	15600.32	46.92	54.00	-7.08	32.13	11.24	38.23	34.68	325	240	Average	VERTICAL



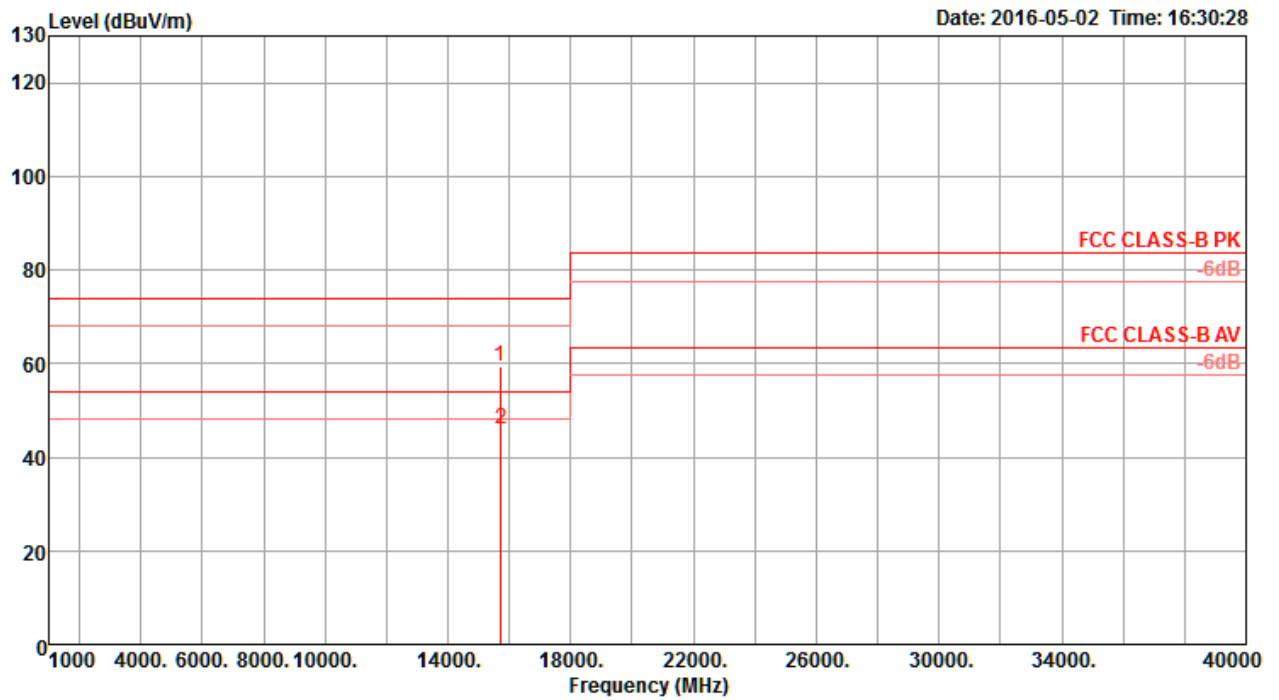
Temperature	22°C	Humidity	56%
Test Engineer	Nyle Chang & Peter Wu & Gary Chu & DK Chang & Eddie Weng & Stim Song & Brain Sun	Configurations	IEEE 802.11ac MCS0/Nss1 VHT20 CH 48 / Chain 1 + Chain 2 + Chain 3 + Chain 4
Test Mode	Mode 3		

Horizontal



	Freq	Level	Limit	Over	Read	Cable	Antenna	Preamp	T/Pos	A/Pos	Remark	Pol/Phase
	MHz	dBuV/m	dBuV/m	dB	dBuV	dB	dB/m	dB	deg	cm		
1	15680.16	59.46	74.00	-14.54	44.62	11.26	38.35	34.77	70	174	Peak	HORIZONTAL
2	15753.60	46.18	54.00	-7.82	31.22	11.29	38.48	34.81	70	174	Average	HORIZONTAL

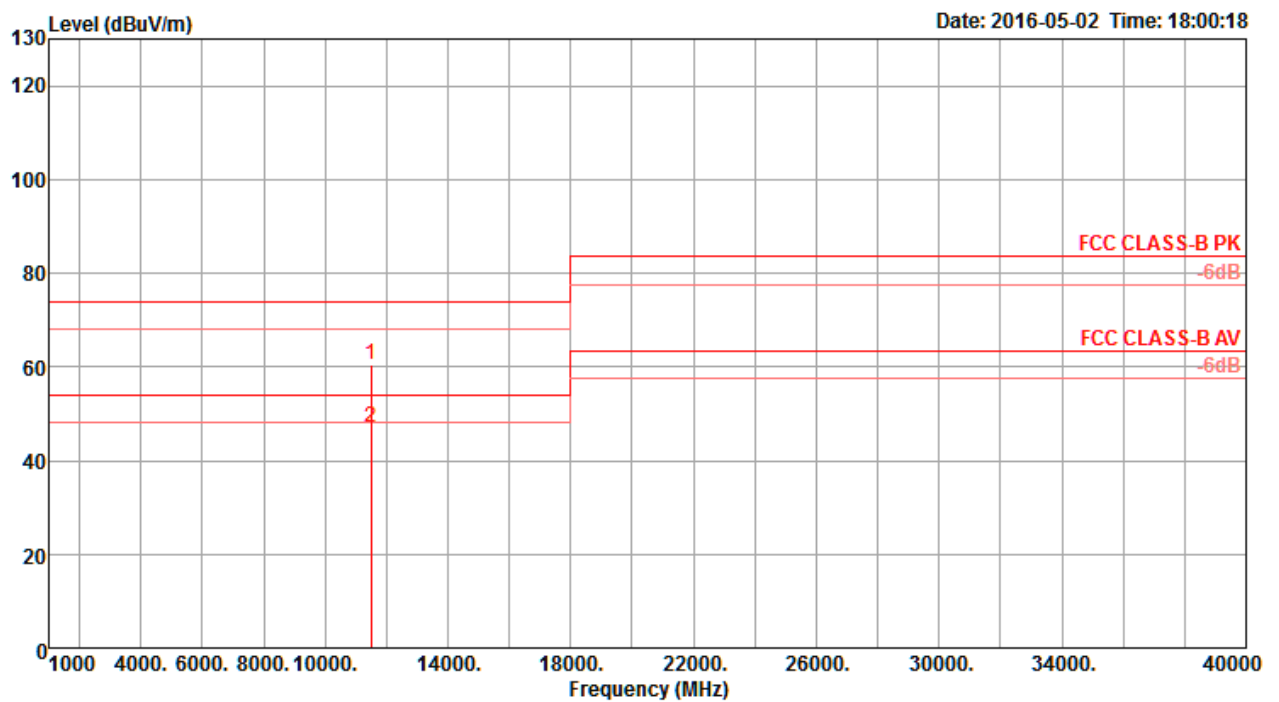
Vertical



	Freq	Level	Limit	Over	Read	CableAntenna	Preamp	T/Pos	A/Pos	Remark	Pol/Phase	
	MHz	dBuV/m	dBuV/m	dB	dBuV	dB	dB/m	dB	deg	cm		
1	15687.36	59.49	74.00	-14.51	44.65	11.26	38.35	34.77	319	185	Peak	VERTICAL
2	15715.52	46.07	54.00	-7.93	31.19	11.27	38.42	34.81	319	185	Average	VERTICAL

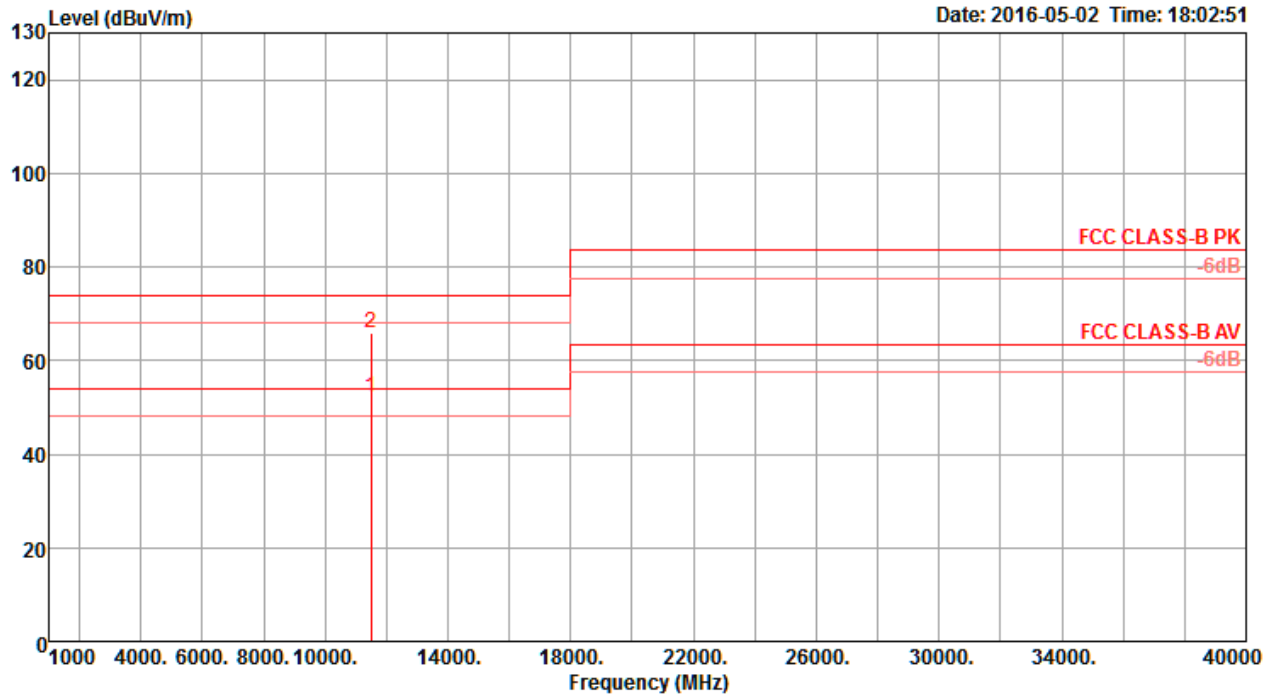
Temperature	22°C	Humidity	56%
Test Engineer	Nyle Chang & Peter Wu & Gary Chu & DK Chang & Eddie Weng & Stim Song & Brain Sun	Configurations	IEEE 802.11ac MCS0/Nss1 VHT20 CH 149 / Chain 1 + Chain 2 + Chain 3 + Chain 4
Test Mode	Mode 3		

Horizontal



	Freq	Level	Limit	Over	Read	Cable	Antenna	Preamp	T/Pos	A/Pos	Remark	Pol/Phase
	MHz	dBuV/m	dBuV/m	dB	dBuV	dB	dB/m	dB	deg	cm		
1	11492.90	60.60	74.00	-13.40	47.10	9.62	38.50	34.62	30	204	Peak	HORIZONTAL
2	11493.10	47.25	54.00	-6.75	33.75	9.62	38.50	34.62	30	204	Average	HORIZONTAL

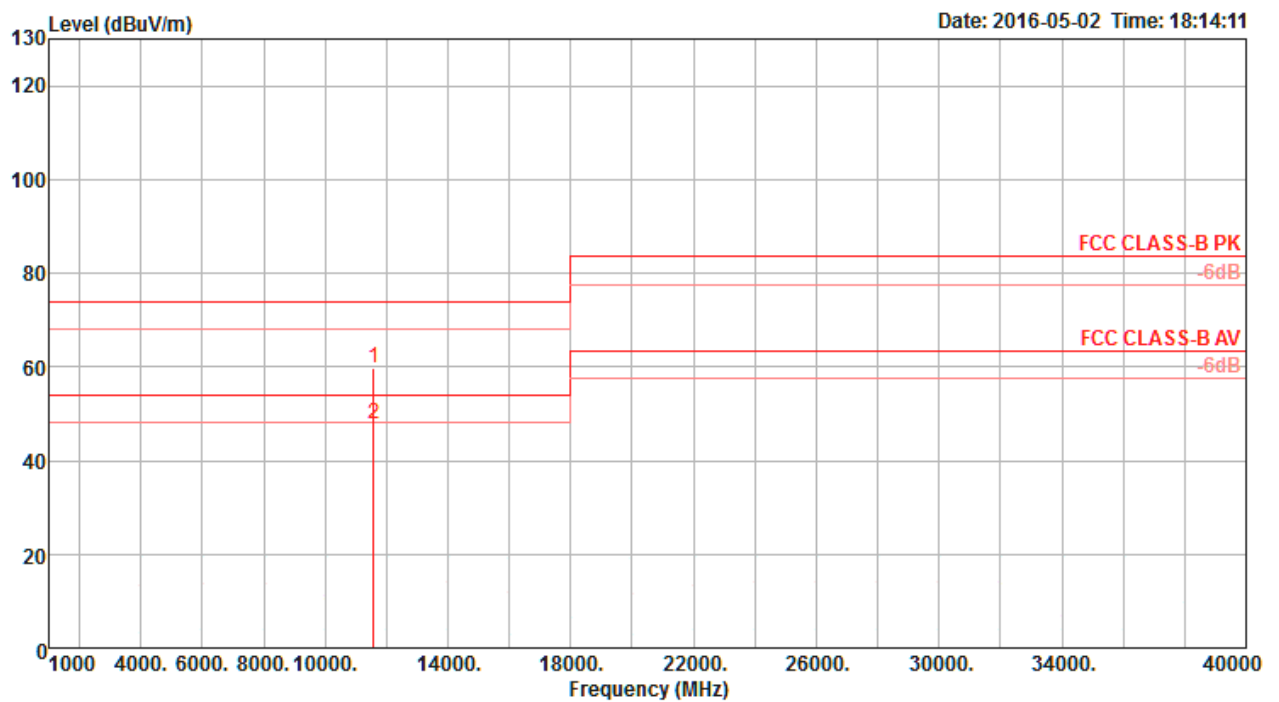
Vertical



	Freq	Level	Limit	Over	Read	CableAntenna	Preamp	T/Pos	A/Pos	Remark	Pol/Phase	
	MHz	dBuV/m	dBuV/m	dB	dBuV	dB	dB/m	dB	deg	cm		
1	11499.40	52.15	54.00	-1.85	38.65	9.62	38.50	34.62	183	200	Average	VERTICAL
2	11499.60	66.08	74.00	-7.92	52.58	9.62	38.50	34.62	183	200	Peak	VERTICAL

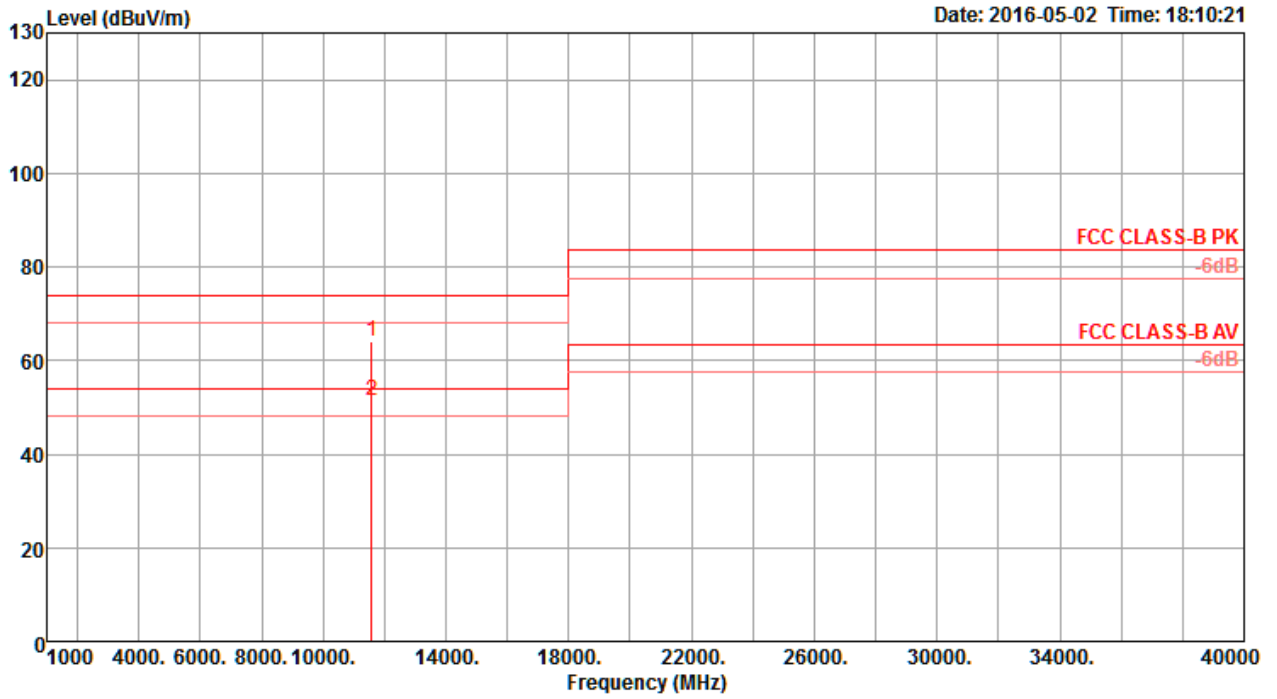
Temperature	22°C	Humidity	56%
Test Engineer	Nyle Chang & Peter Wu & Gary Chu & DK Chang & Eddie Weng & Stim Song & Brain Sun	Configurations	IEEE 802.11ac MCS0/Nss1 VHT20 CH 157 / Chain 1 + Chain 2 + Chain 3 + Chain 4
Test Mode	Mode 3		

Horizontal



	Freq	Level	Limit	Over	Read	Cable	Antenna	Preamp	T/Pos	A/Pos	Remark	Pol/Phase
	MHz	dBuV/m	dBuV/m	dB	dBuV	dB	dB/m	dB	deg	cm		
1	11566.60	59.79	74.00	-14.21	46.30	9.61	38.53	34.65	34	205	Peak	HORIZONTAL
2	11566.80	47.91	54.00	-6.09	34.42	9.61	38.53	34.65	34	205	Average	HORIZONTAL

Vertical

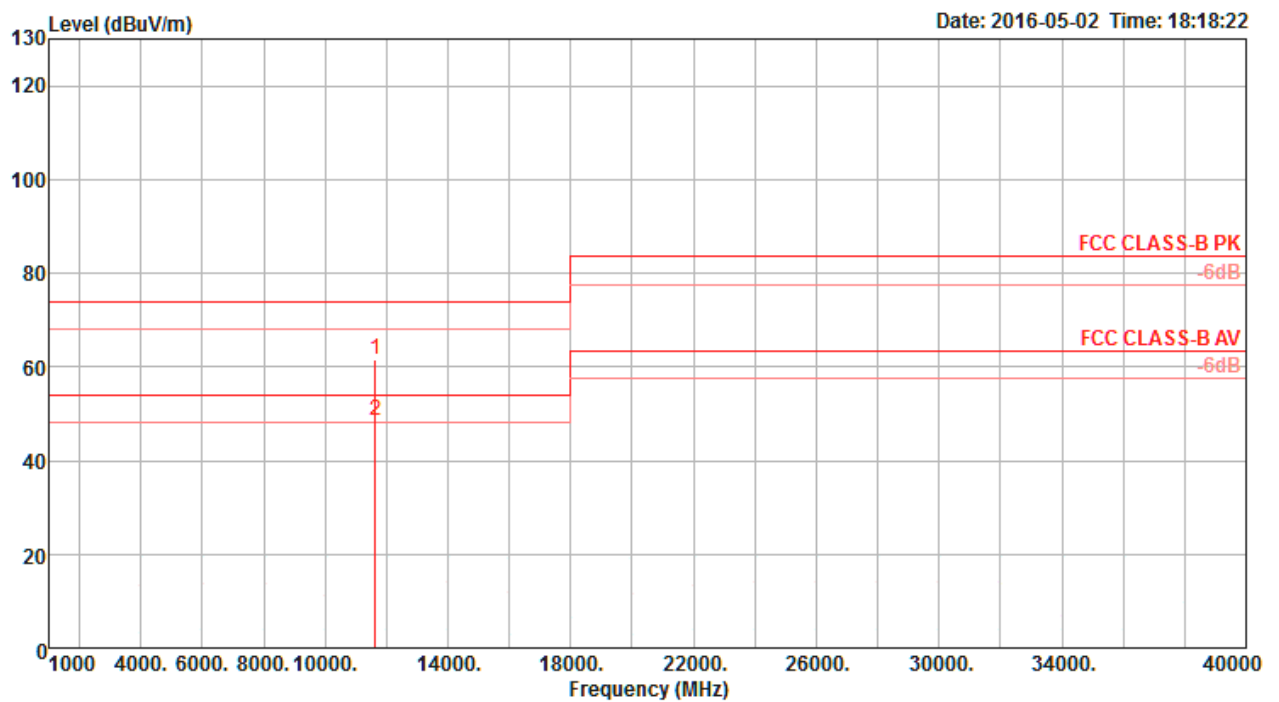


	Freq	Level	Limit	Over	Read	CableAntenna	Preamp	T/Pos	A/Pos	Remark	Pol/Phase	
	MHz	dBuV/m	dBuV/m	dB	dBuV	dB	dB/m	dB	deg	cm		
1	11566.80	64.27	74.00	-9.73	50.78	9.61	38.53	34.65	162	203	Peak	VERTICAL
2	11566.96	51.31	54.00	-2.69	37.82	9.61	38.53	34.65	162	203	Average	VERTICAL



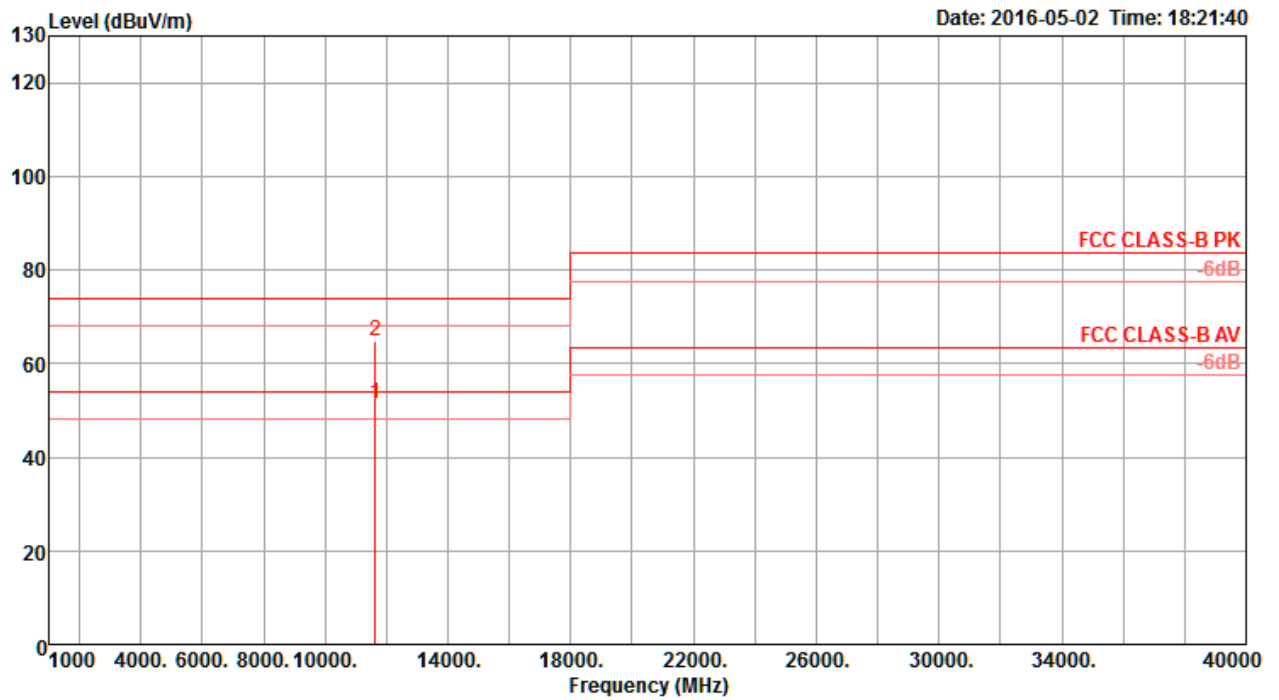
Temperature	22°C	Humidity	56%
Test Engineer	Nyle Chang & Peter Wu & Gary Chu & DK Chang & Eddie Weng & Stim Song & Brain Sun	Configurations	IEEE 802.11ac MCS0/Nss1 VHT20 CH 165 / Chain 1 + Chain 2 + Chain 3 + Chain 4
Test Mode	Mode 3		

Horizontal



	Freq	Level	Limit	Over	Read	Cable	Antenna	Preamp	T/Pos	A/Pos	Remark	Pol/Phase
	MHz	dBuV/m	dBuV/m	dB	dBuV	dB	dB/m	dB	deg	cm		
1	11646.04	61.60	74.00	-12.40	48.13	9.60	38.55	34.68	135	198	Peak	HORIZONTAL
2	11646.52	48.67	54.00	-5.33	35.20	9.60	38.55	34.68	135	198	Average	HORIZONTAL

Vertical

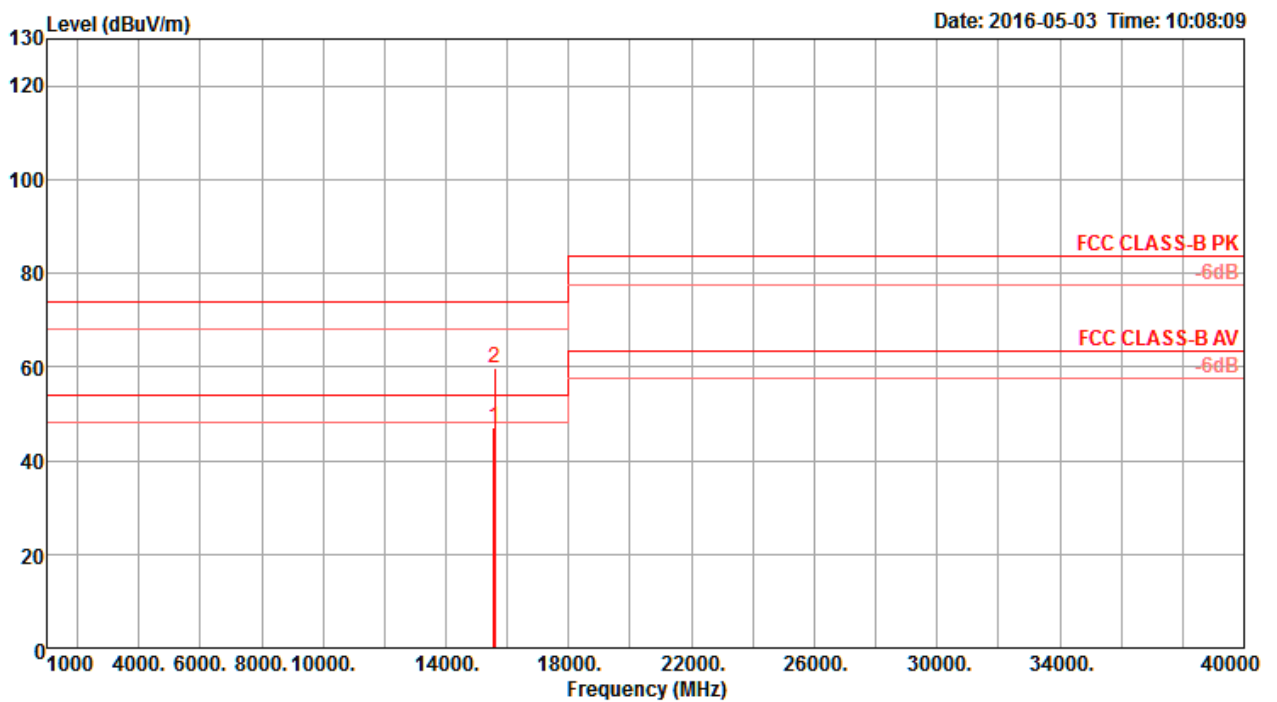


	Freq	Level	Limit	Over	Read	CableAntenna	Preamp	T/Pos	A/Pos	Remark	Pol/Phase	
	MHz	dBuV/m	dBuV/m	dB	dBuV	dB	dB/m	dB	deg	cm		
1	11647.40	51.53	54.00	-2.47	38.06	9.60	38.55	34.68	138	190	Average	VERTICAL
2	11648.04	64.89	74.00	-9.11	51.42	9.60	38.55	34.68	138	190	Peak	VERTICAL



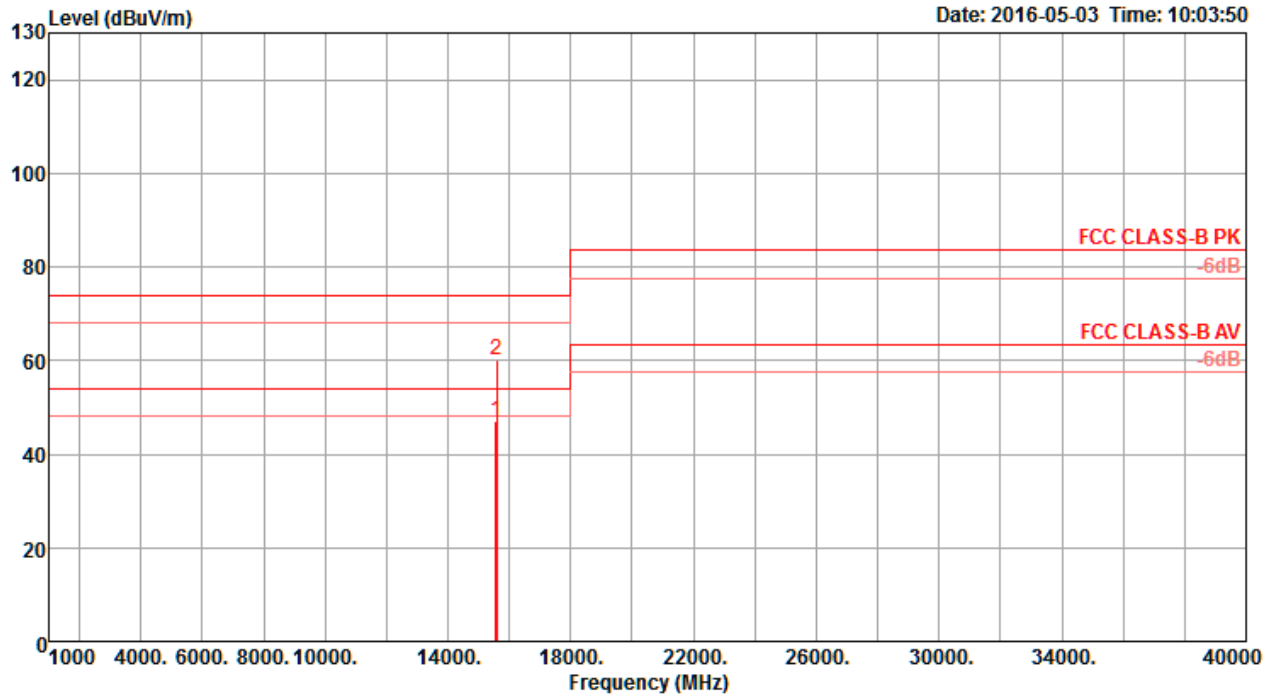
Temperature	22°C	Humidity	56%
Test Engineer	Nyle Chang & Peter Wu & Gary Chu & DK Chang & Eddie Weng & Stim Song & Brain Sun	Configurations	IEEE 802.11ac MCS0/Nss1 VHT40 CH 38 / Chain 1 + Chain 2 + Chain 3 + Chain 4
Test Mode	Mode 3		

Horizontal



	Freq	Level	Limit	Over	Read	Cable	Antenna	Preamp	T/Pos	A/Pos	Remark	Pol/Phase
	MHz	dBuV/m	dBuV/m	dB	dBuV	dB	dB/m	dB	deg	cm		
1	15568.00	47.13	54.00	-6.87	32.34	11.24	38.23	34.68	304	213	Average	HORIZONTAL
2	15585.04	59.75	74.00	-14.25	44.96	11.24	38.23	34.68	304	213	Peak	HORIZONTAL

Vertical

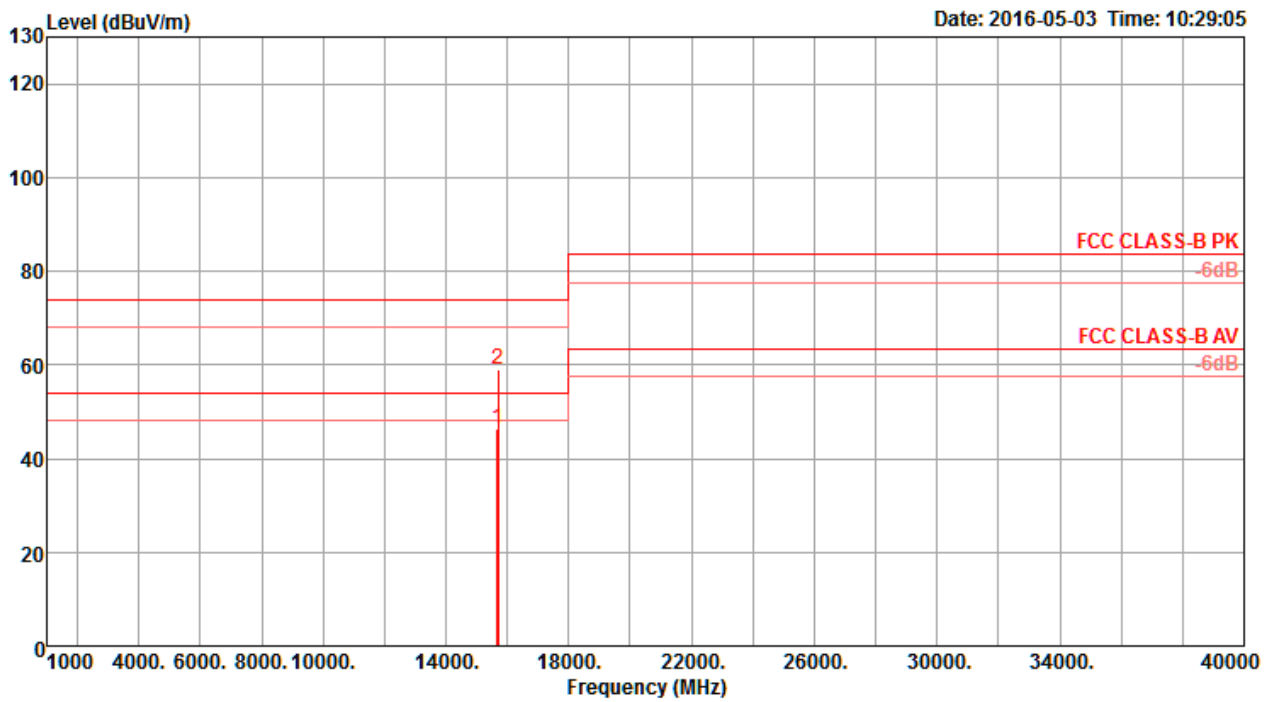


	Freq	Level	Limit	Over	Read	CableAntenna	Preamp	T/Pos	A/Pos	Remark	Pol/Phase	
	MHz	dBuV/m	dBuV/m	dB	dBuV	dB	dB/m	dB	deg	cm		
1	15570.56	47.11	54.00	-6.89	32.32	11.24	38.23	34.68	167	188	Average	VERTICAL
2	15579.44	60.03	74.00	-13.97	45.24	11.24	38.23	34.68	167	188	Peak	VERTICAL



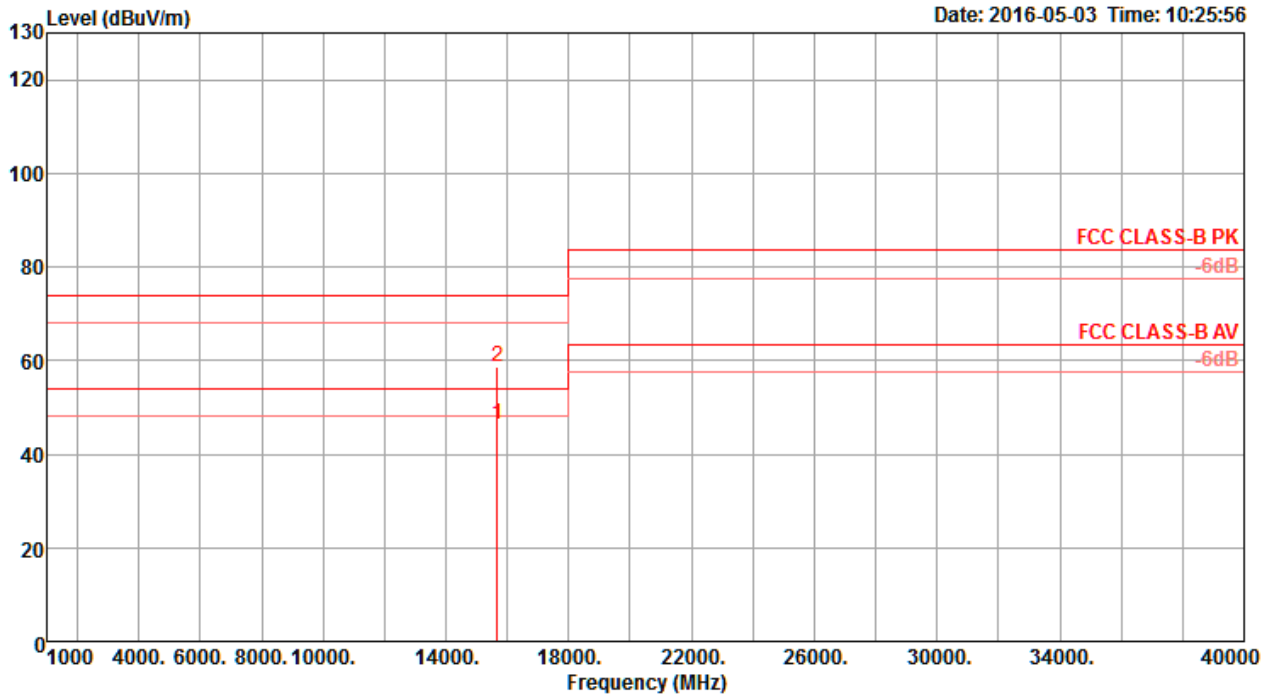
Temperature	22°C	Humidity	56%
Test Engineer	Nyle Chang & Peter Wu & Gary Chu & DK Chang & Eddie Weng & Stim Song & Brain Sun	Configurations	IEEE 802.11ac MCS0/Nss1 VHT40 CH 46 / Chain 1 + Chain 2 + Chain 3 + Chain 4
Test Mode	Mode 3		

Horizontal



	Freq	Level	Limit	Over	Read	Cable	Antenna	Preamp	T/Pos	A/Pos	Remark	Pol/Phase
	MHz	dBuV/m	dBuV/m	dB	dBuV	dB	dB/m	dB	deg	cm		
1	15676.72	46.50	54.00	-7.50	31.66	11.26	38.35	34.77	130	209	Average	HORIZONTAL
2	15694.32	58.99	74.00	-15.01	44.07	11.27	38.42	34.77	130	209	Peak	HORIZONTAL

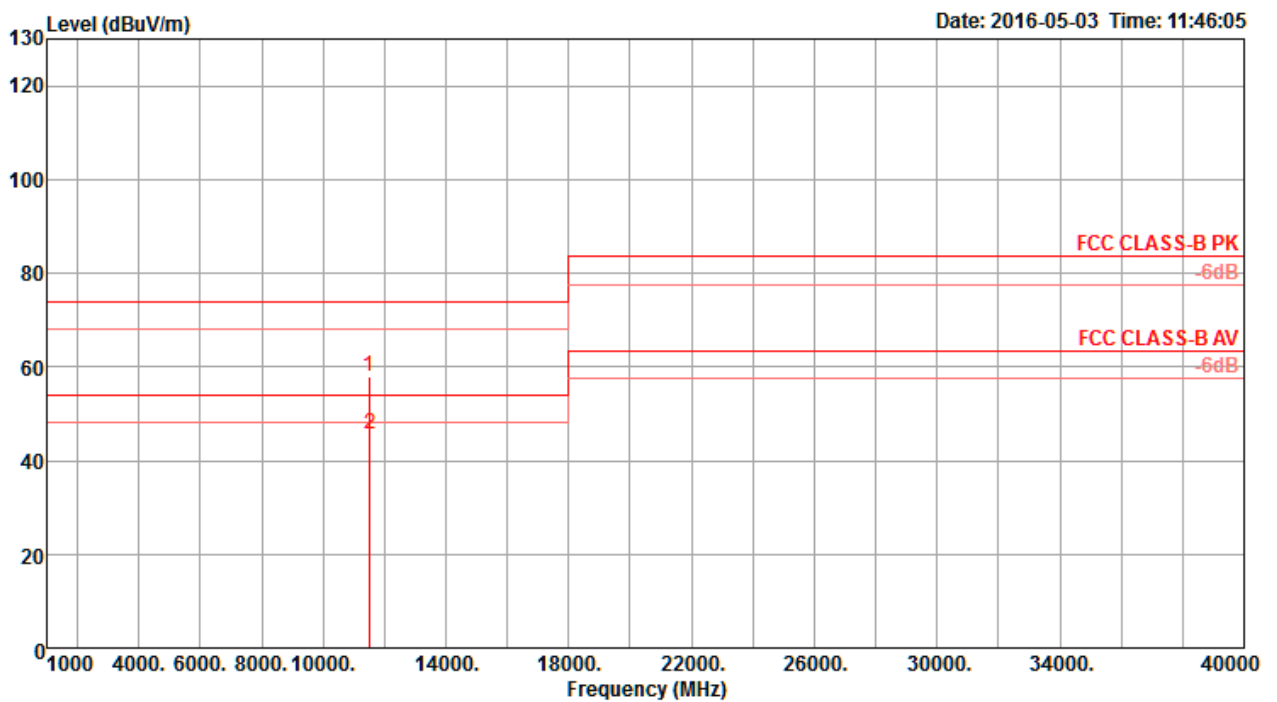
Vertical



	Freq	Level	Limit	Over	Read	CableAntenna	Preamp	T/Pos	A/Pos	Remark	Pol/Phase	
	MHz	dBuV/m	dBuV/m	dB	dBuV	dB	dB/m	dB	deg	cm		
1	15674.08	46.33	54.00	-7.67	31.49	11.26	38.35	34.77	203	204	Average	VERTICAL
2	15685.76	58.51	74.00	-15.49	43.67	11.26	38.35	34.77	203	204	Peak	VERTICAL

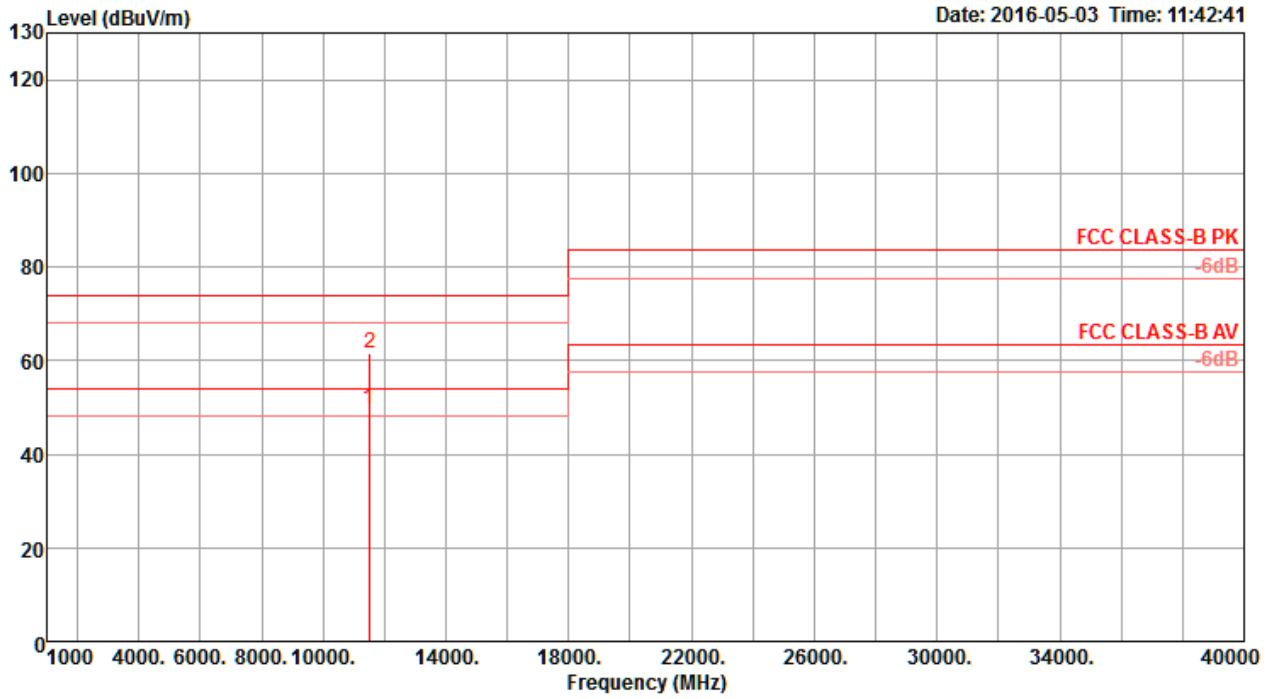
Temperature	22°C	Humidity	56%
Test Engineer	Nyle Chang & Peter Wu & Gary Chu & DK Chang & Eddie Weng & Stim Song & Brain Sun	Configurations	IEEE 802.11ac MCS0/Nss1 VHT40 CH 151 / Chain 1 + Chain 2 + Chain 3 + Chain 4
Test Mode	Mode 3		

Horizontal



	Freq	Level	Limit	Over	Read	Cable	Antenna	Preamp	T/Pos	A/Pos	Remark	Pol/Phase
	MHz	dBuV/m	dBuV/m	dB	dBuV	dB	dB/m	dB	deg	cm		
1	11500.72	57.85	74.00	-16.15	44.35	9.62	38.50	34.62	340	272	Peak	HORIZONTAL
2	11519.20	45.60	54.00	-8.40	32.11	9.61	38.51	34.63	340	272	Average	HORIZONTAL

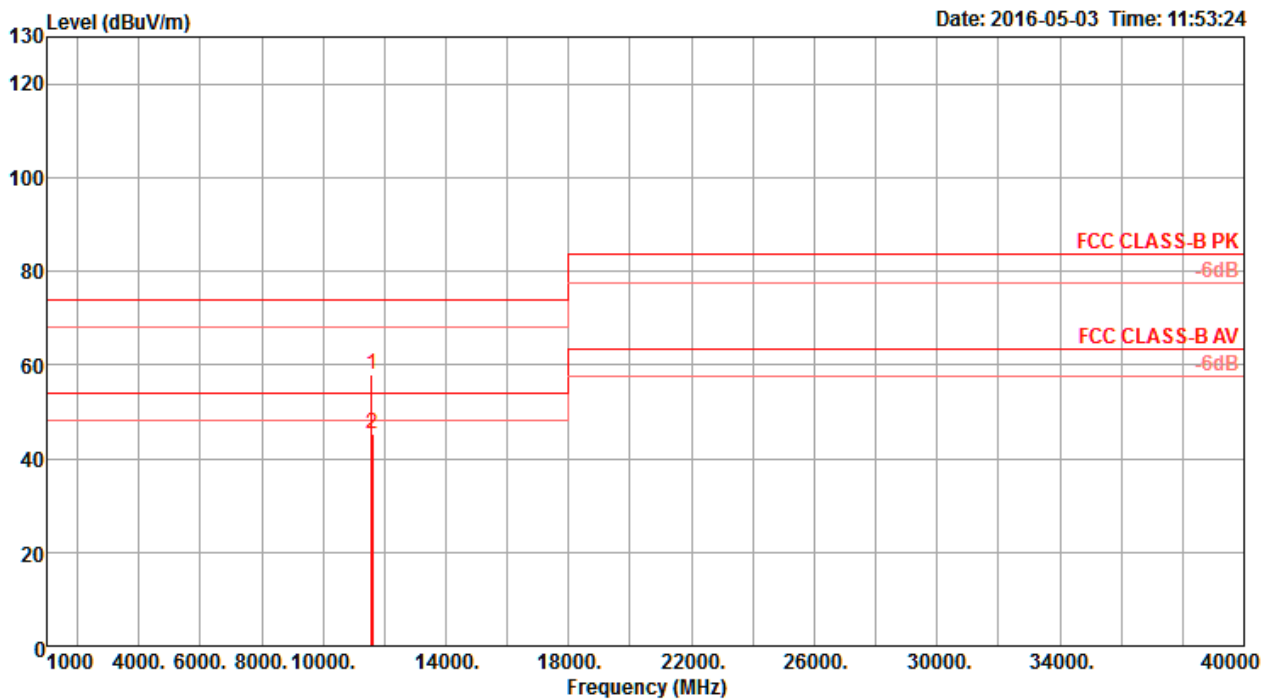
Vertical



	Freq	Level	Limit	Over	Read	CableAntenna	Preamp	T/Pos	A/Pos	Remark	Pol/Phase
	MHz	dBuV/m	dBuV/m	dB	dBuV	dB	dB/m	dB	deg	cm	
1	11500.24	49.63	54.00	-4.37	36.13	9.62	38.50	34.62	182	196 Average	VERTICAL
2	11521.20	61.62	74.00	-12.38	48.13	9.61	38.51	34.63	182	196 Peak	VERTICAL

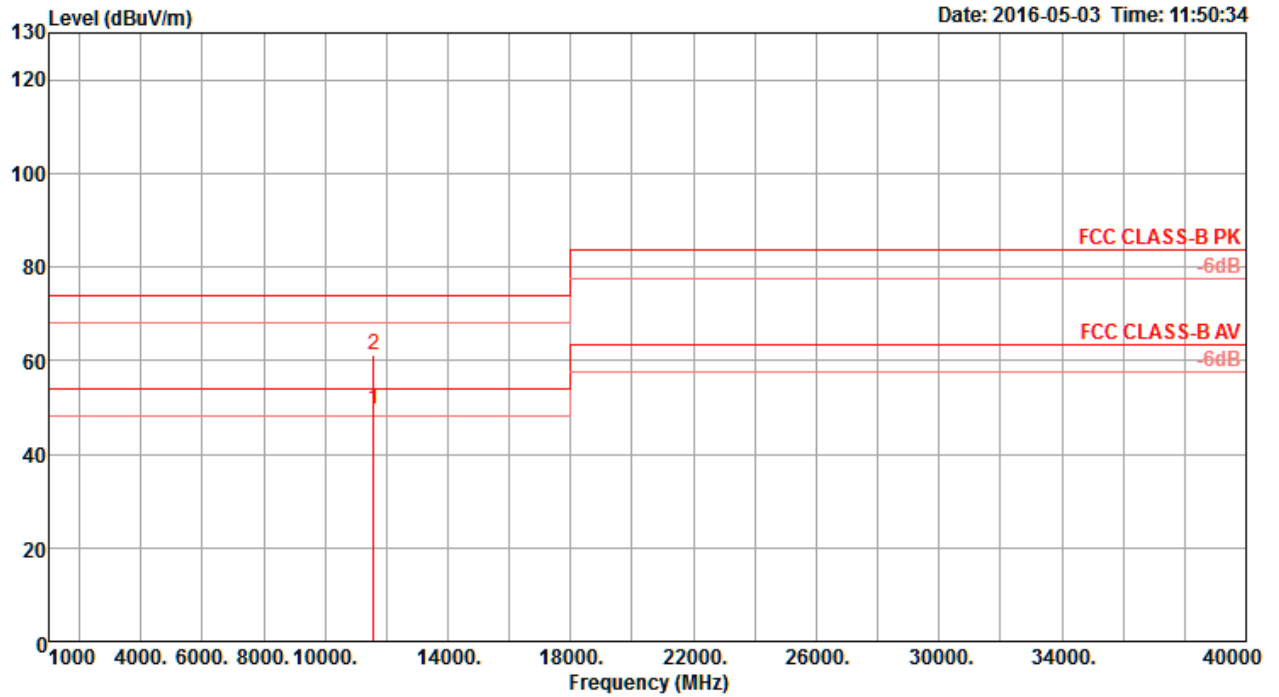
Temperature	22°C	Humidity	56%
Test Engineer	Nyle Chang & Peter Wu & Gary Chu & DK Chang & Eddie Weng & Stim Song & Brain Sun	Configurations	IEEE 802.11ac MCS0/Nss1 VHT40 CH 159 / Chain 1 + Chain 2 + Chain 3 + Chain 4
Test Mode	Mode 3		

Horizontal



	Freq	Level	Limit	Over	Read	Cable	Antenna	Preamp	T/Pos	A/Pos	Remark	Pol/Phase
	MHz	dBuV/m	dBuV/m	dB	dBuV	dB	dB/m	dB	deg	cm		
1	11586.40	57.99	74.00	-16.01	44.51	9.60	38.54	34.66	35	204	Peak	HORIZONTAL
2	11598.24	45.44	54.00	-8.56	31.96	9.60	38.54	34.66	35	204	Average	HORIZONTAL

Vertical

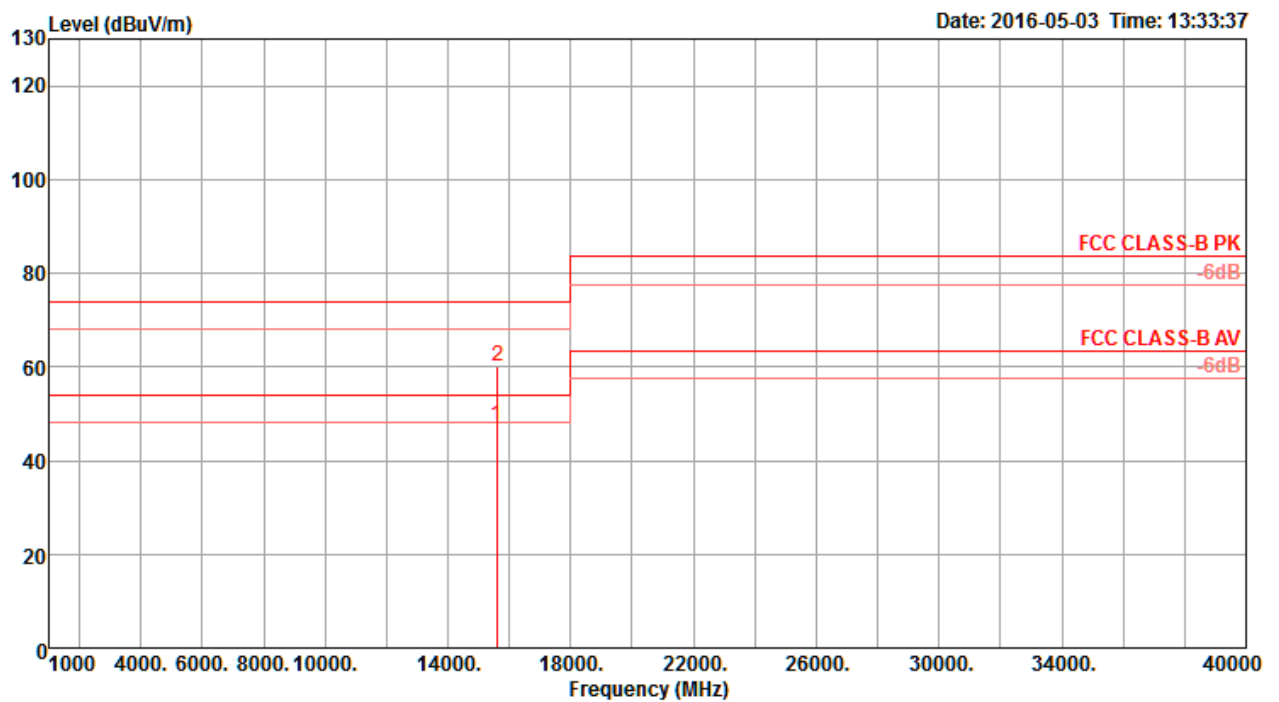


	Freq	Level	Limit	Over	Read	CableAntenna	Preamp	T/Pos	A/Pos	Remark	Pol/Phase	
	MHz	dBuV/m	dBuV/m	dB	dBuV	dB	dB/m	dB	deg	cm		
1	11584.08	49.56	54.00	-4.44	36.07	9.60	38.54	34.65	304	204	Average	VERTICAL
2	11584.64	61.23	74.00	-12.77	47.75	9.60	38.54	34.66	304	204	Peak	VERTICAL



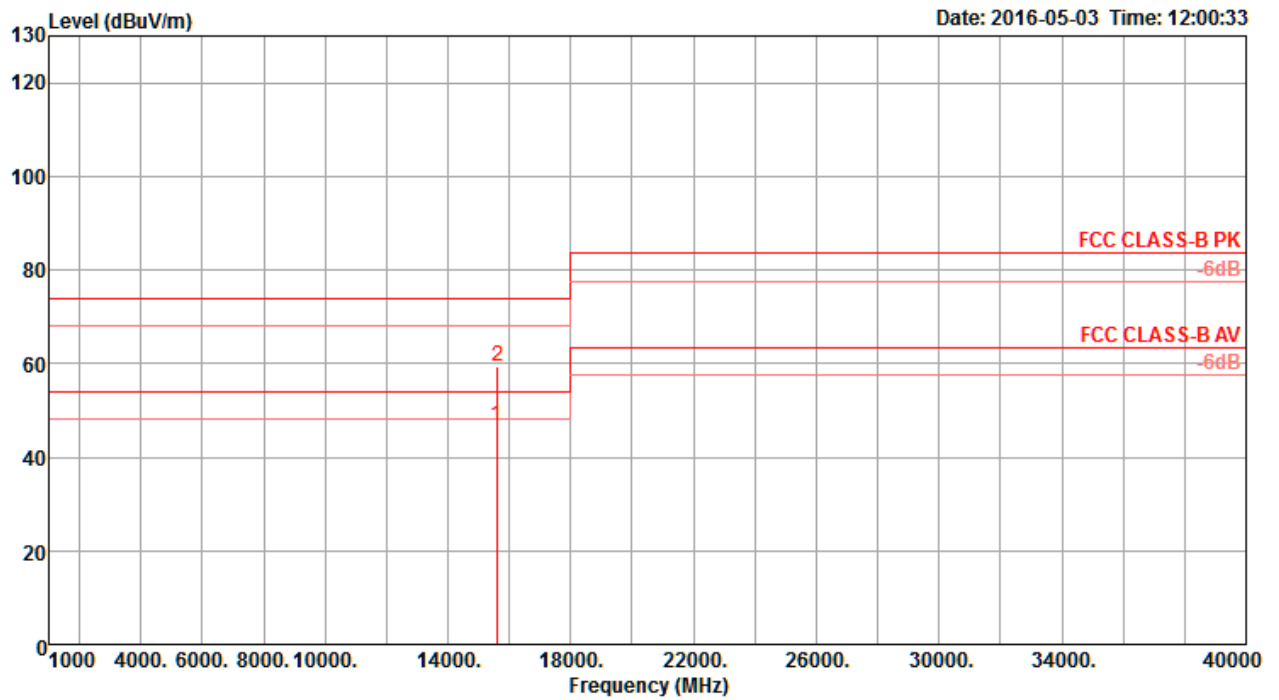
Temperature	22°C	Humidity	56%
Test Engineer	Nyle Chang & Peter Wu & Gary Chu & DK Chang & Eddie Weng & Stim Song & Brain Sun	Configurations	IEEE 802.11ac MCS0/Nss1 VHT80 CH 42 / Chain 1 + Chain 2 + Chain 3 + Chain 4
Test Mode	Mode 3		

Horizontal



	Freq	Level	Limit	Over	Read	Cable	Antenna	Preamp	T/Pos	A/Pos	Remark	Pol/Phase
	MHz	dBuV/m	dBuV/m	dB	dBuV	dB	dB/m	dB	deg	cm		
1	15596.88	47.37	54.00	-6.63	32.58	11.24	38.23	34.68	126	137	Average	HORIZONTAL
2	15623.60	60.21	74.00	-13.79	45.40	11.25	38.29	34.73	126	137	Peak	HORIZONTAL

Vertical

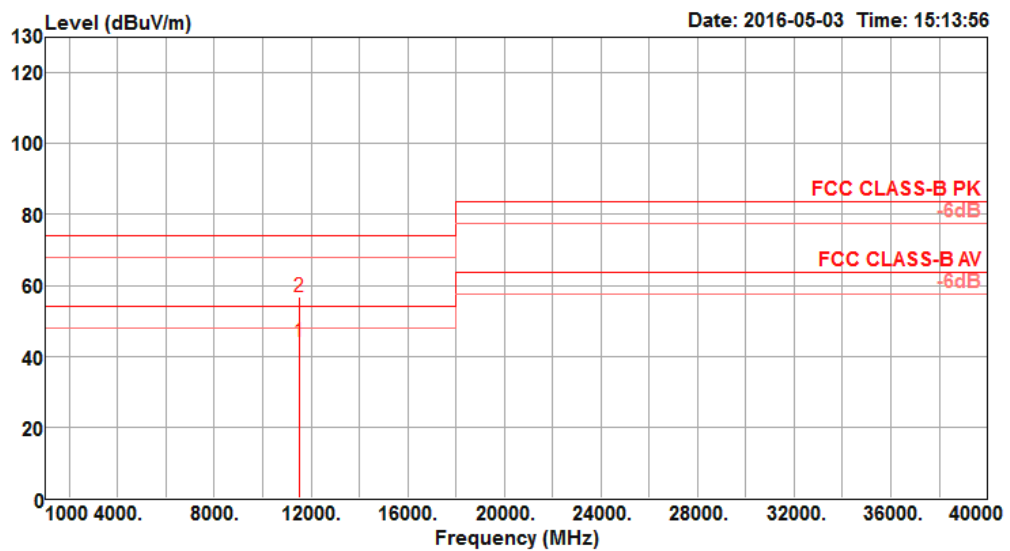


	Freq	Level	Limit	Over	Read	CableAntenna	Preamp	T/Pos	A/Pos	Remark	Pol/Phase	
	MHz	dBuV/m	dBuV/m	dB	dBuV	dB	dB/m	dB	deg	cm		
1	15591.12	46.89	54.00	-7.11	32.10	11.24	38.23	34.68	223	193	Average	VERTICAL
2	15606.16	59.41	74.00	-14.59	44.55	11.25	38.29	34.68	223	193	Peak	VERTICAL



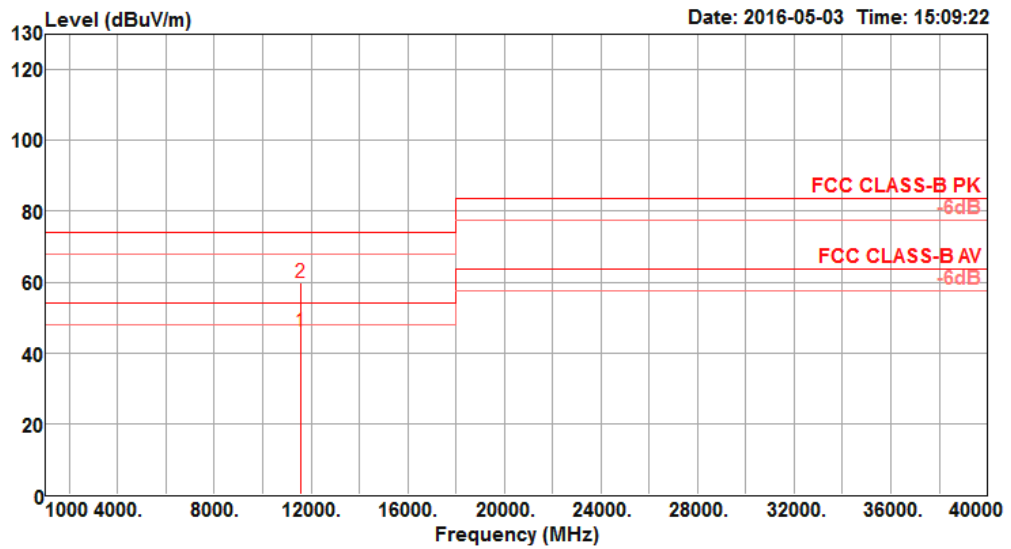
Temperature	22°C	Humidity	56%
Test Engineer	Nyle Chang & Peter Wu & Gary Chu & DK Chang & Eddie Weng & Stim Song & Brain Sun	Configurations	IEEE 802.11ac MCS0/Nss1 VHT80 CH 155 / Chain 1 + Chain 2 + Chain 3 + Chain 4
Test Mode	Mode 3		

Horizontal



	Freq	Level	Limit Line	Over Limit	Read Level	CableAntenna Loss	Preamp Factor	A/Pos	T/Pos	Remark	Pol/Phase	
	MHz	dBuV/m	dBuV/m	dB	dBuV	dB	dB/m	dB	cm	deg		
1	11549.09	43.99	54.00	-10.01	28.33	10.75	39.67	34.76	200	360	Average	HORIZONTAL
2	11549.28	56.80	74.00	-17.20	41.14	10.75	39.67	34.76	200	360	Peak	HORIZONTAL

Vertical

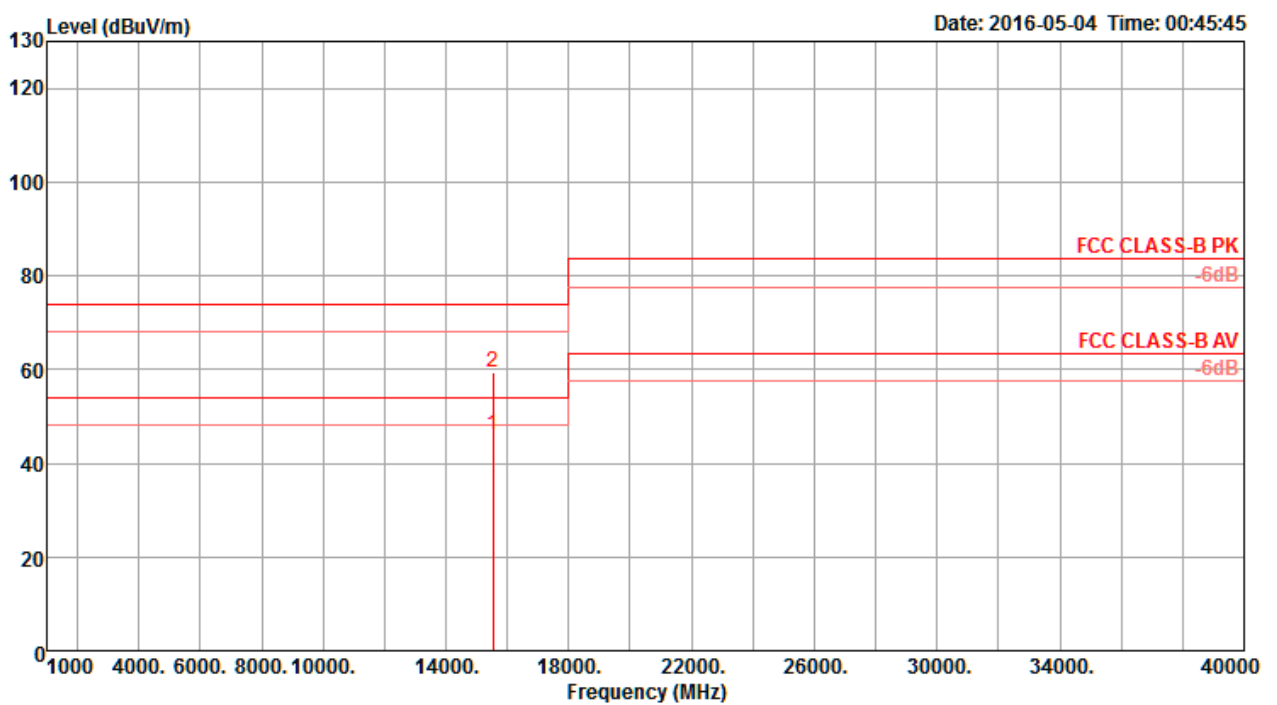


	Freq	Level	Limit Line	Over Limit	Read Level	CableAntenna Loss	Preamp Factor	Preamp Factor	A/Pos	T/Pos	Remark	Pol/Phase
	MHz	dBuV/m	dBuV/m	dB	dBuV	dB	dB/m	dB	cm	deg		
1	11549.63	45.97	54.00	-8.03	30.31	10.75	39.67	34.76	259	133	Average	VERTICAL
2	11549.73	59.95	74.00	-14.05	44.29	10.75	39.67	34.76	259	133	Peak	VERTICAL



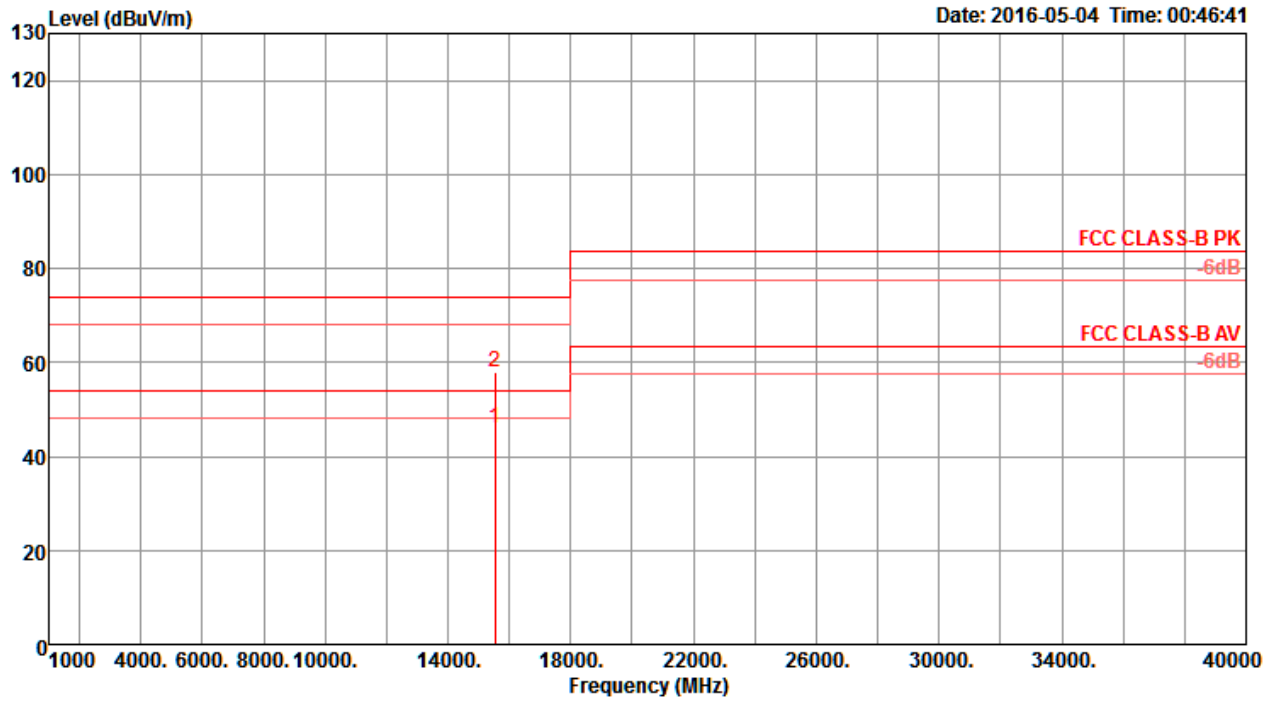
Temperature	22°C	Humidity	56%
Test Engineer	Nyle Chang & Peter Wu & Gary Chu & DK Chang & Eddie Weng & Stim Song & Brain Sun	Configurations	IEEE 802.11ac MCS0/Nss4 VHT20 CH 36 / Chain 1 + Chain 2 + Chain 3 + Chain 4
Test Mode	Mode 3		

Horizontal



	Freq	Level	Limit	Over	Read	CableAntenna	Preamp	T/Pos	A/Pos	Remark	Pol/Phase
	MHz	dBuV/m	dBuV/m	dB	dBuV	dB	dB/m	deg	cm		
1	15539.13	45.97	54.00	-8.03	31.22	11.23	38.16	34.64	238	159 Average	HORIZONTAL
2	15548.08	59.33	74.00	-14.67	44.58	11.23	38.16	34.64	238	159 Peak	HORIZONTAL

Vertical

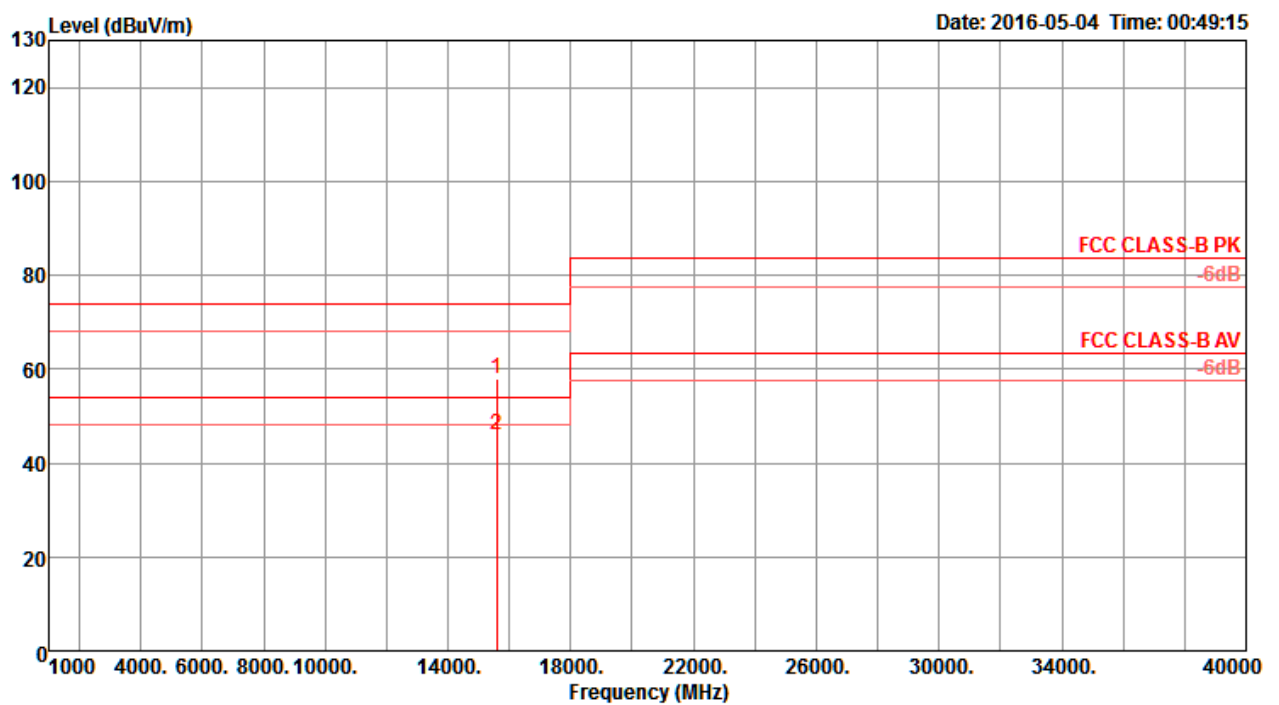


	Freq	Level	Limit	Over	Read	CableAntenna	Preamp	T/Pos	A/Pos	Remark	Pol/Phase
	MHz	dBuV/m	dBuV/m	dB	dBuV	dB	dB/m	deg	cm		
1	15530.16	46.03	54.00	-7.97	31.28	11.23	38.16	34.64	12	160 Average	VERTICAL
2	15548.91	58.03	74.00	-15.97	43.28	11.23	38.16	34.64	12	160 Peak	VERTICAL



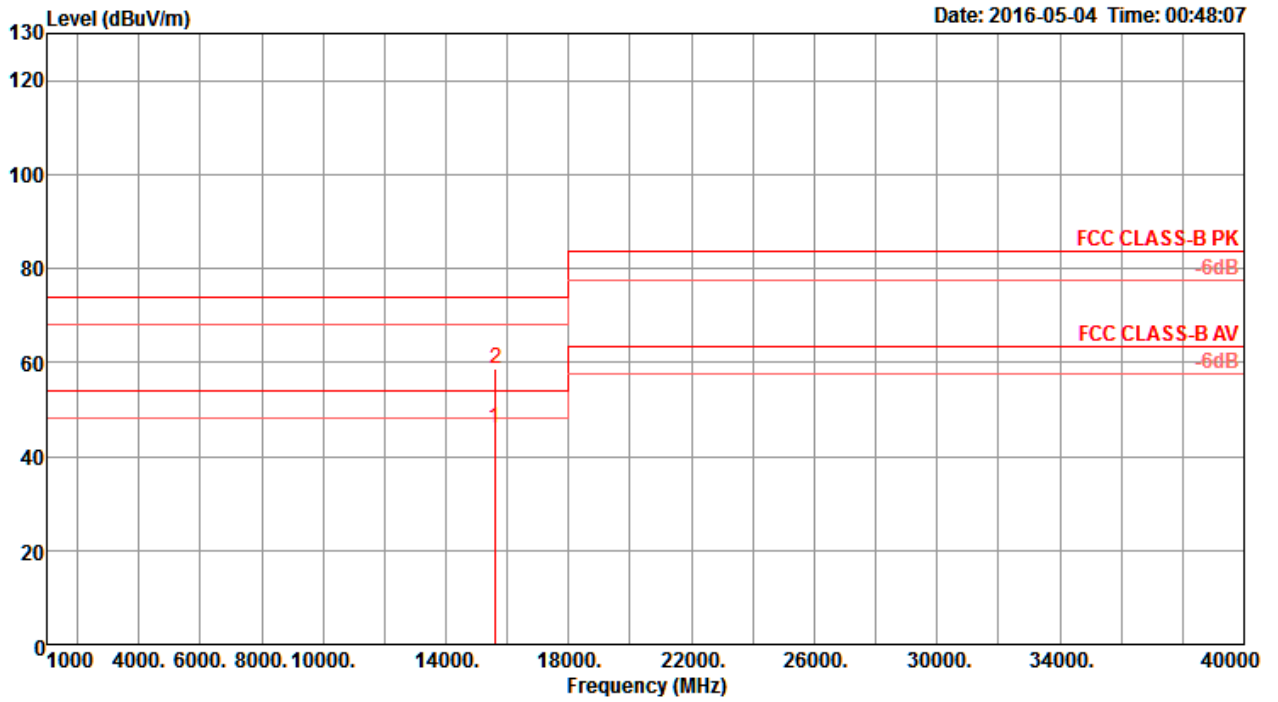
Temperature	22°C	Humidity	56%
Test Engineer	Nyle Chang & Peter Wu & Gary Chu & DK Chang & Eddie Weng & Stim Song & Brain Sun	Configurations	IEEE 802.11ac MCS0/Nss4 VHT20 CH 40 / Chain 1 + Chain 2 + Chain 3 + Chain 4
Test Mode	Mode 3		

Horizontal



	Freq	Level	Limit	Over	Read	CableAntenna	Preamp	T/Pos	A/Pos	Remark	Pol/Phase	
	MHz	dBuV/m	dBuV/m	dB	dBuV	dB	dB/m	dB	deg	cm		
1	15591.83	57.93	74.00	-16.07	43.14	11.24	38.23	34.68	46	164	Peak	HORIZONTAL
2	15595.35	45.85	54.00	-8.15	31.06	11.24	38.23	34.68	46	164	Average	HORIZONTAL

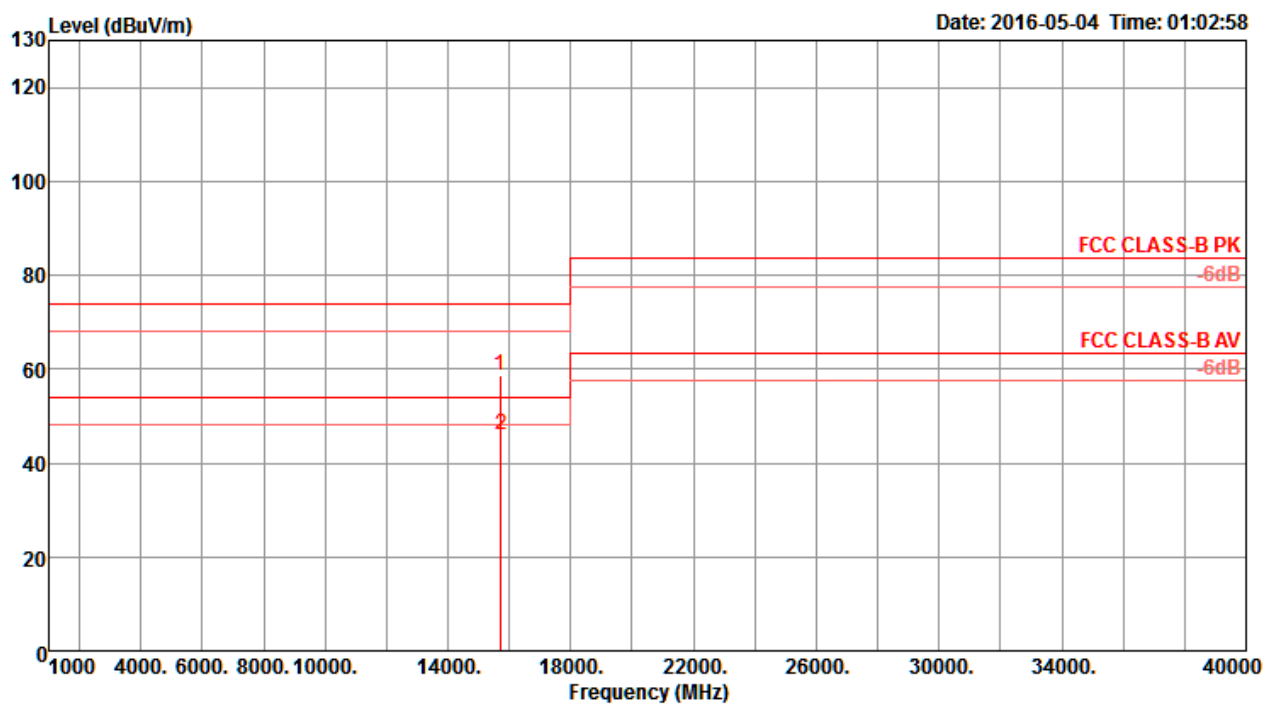
Vertical



	Freq	Level	Limit	Over	Read	CableAntenna	Preamp	T/Pos	A/Pos	Remark	Pol/Phase
	MHz	dBuV/m	dBuV/m	dB	dBuV	dB	dB/m	deg	cm		
1	15594.55	45.93	54.00	-8.07	31.14	11.24	38.23	34.68	222	156 Average	VERTICAL
2	15605.16	58.77	74.00	-15.23	43.91	11.25	38.29	34.68	222	156 Peak	VERTICAL

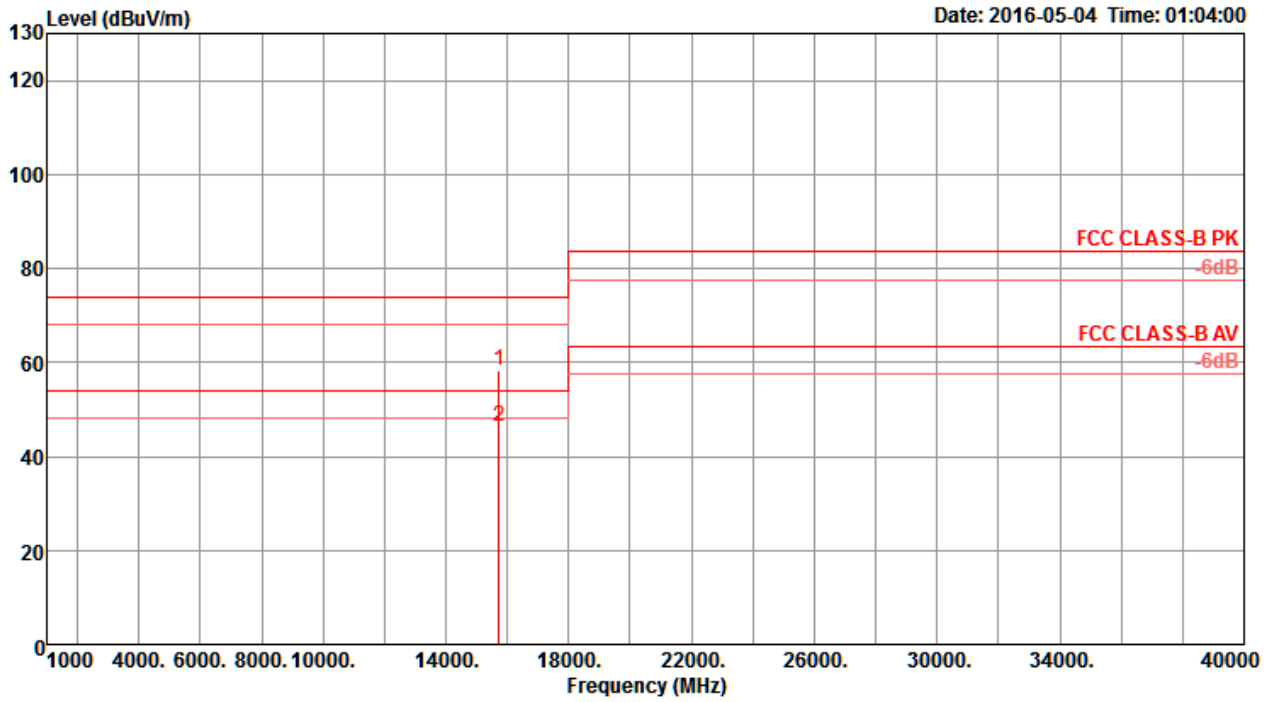
Temperature	22°C	Humidity	56%
Test Engineer	Nyle Chang & Peter Wu & Gary Chu & DK Chang & Eddie Weng & Stim Song & Brain Sun	Configurations	IEEE 802.11ac MCS0/Nss4 VHT20 CH 48 / Chain 1 + Chain 2 + Chain 3 + Chain 4
Test Mode	Mode 3		

Horizontal



	Freq	Level	Limit	Over	Read	CableAntenna	Preamp	T/Pos	A/Pos	Remark	Pol/Phase
	MHz	dBuV/m	dBuV/m	dB	dBuV	dB	dB/m	deg	cm		
1	15712.95	58.58	74.00	-15.42	43.70	11.27	38.42	34.81	332	166 Peak	HORIZONTAL
2	15720.96	46.15	54.00	-7.85	31.27	11.27	38.42	34.81	332	166 Average	HORIZONTAL

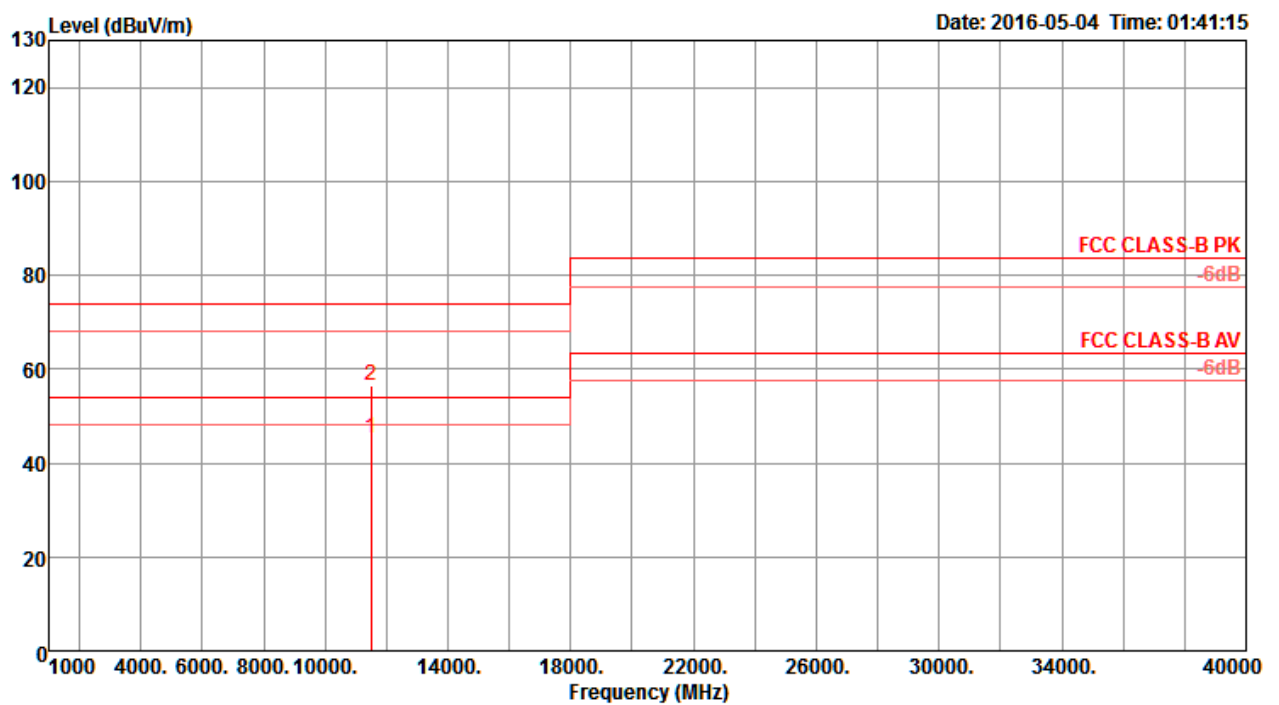
Vertical



	Freq	Level	Limit	Over	Read	CableAntenna	Preamp	T/Pos	A/Pos	Remark	Pol/Phase
	MHz	dBuV/m	dBuV/m	dB	dBuV	dB	dB/m	dB	deg	cm	
1	15718.01	58.42	74.00	-15.58	43.54	11.27	38.42	34.81	22	156 Peak	VERTICAL
2	15721.28	46.29	54.00	-7.71	31.41	11.27	38.42	34.81	22	156 Average	VERTICAL

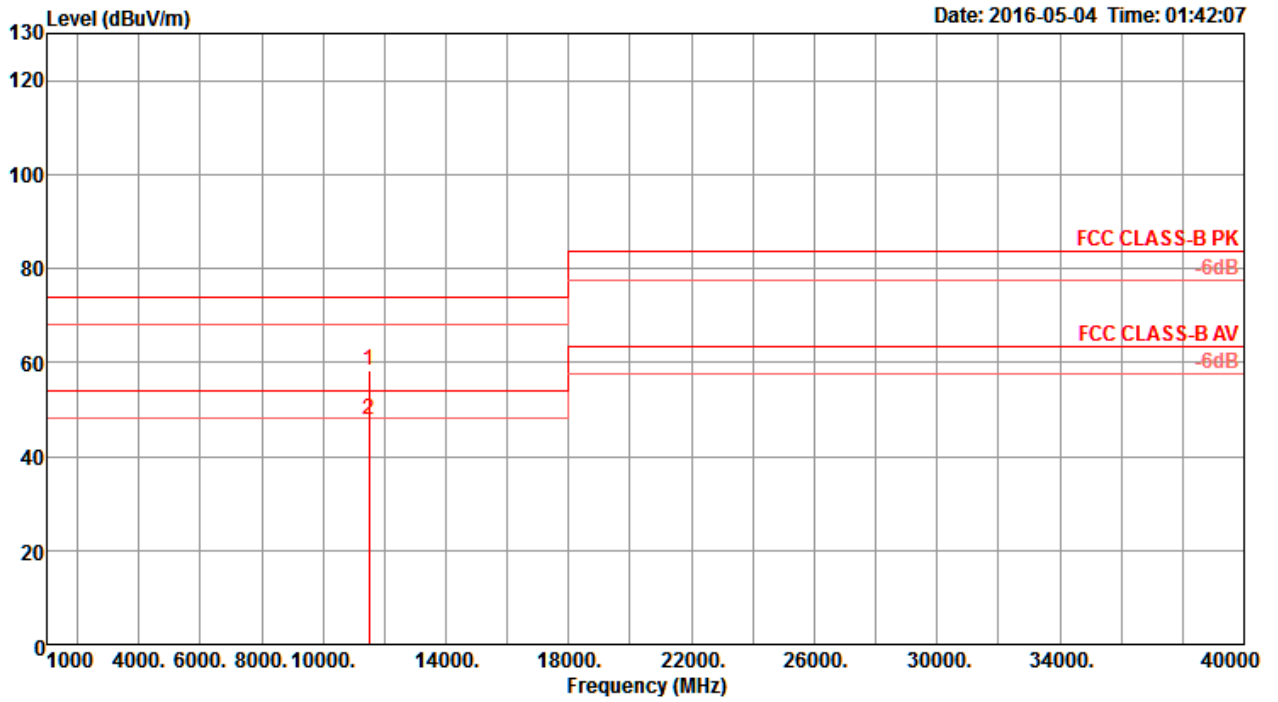
Temperature	22°C	Humidity	56%
Test Engineer	Nyle Chang & Peter Wu & Gary Chu & DK Chang & Eddie Weng & Stim Song & Brain Sun	Configurations	IEEE 802.11ac MCS0/Nss4 VHT20 CH 149 / Chain 1 + Chain 2 + Chain 3 + Chain 4
Test Mode	Mode 3		

Horizontal



	Freq	Level	Limit	Over	Read	CableAntenna	Preamp	T/Pos	A/Pos	Remark	Pol/Phase
	MHz	dBuV/m	dBuV/m	dB	dBuV	dB	dB/m	dB	deg	cm	
1	11490.32	45.38	54.00	-8.62	31.88	9.62	38.50	34.62	113	181 Average	HORIZONTAL
2	11491.83	56.43	74.00	-17.57	42.93	9.62	38.50	34.62	113	181 Peak	HORIZONTAL

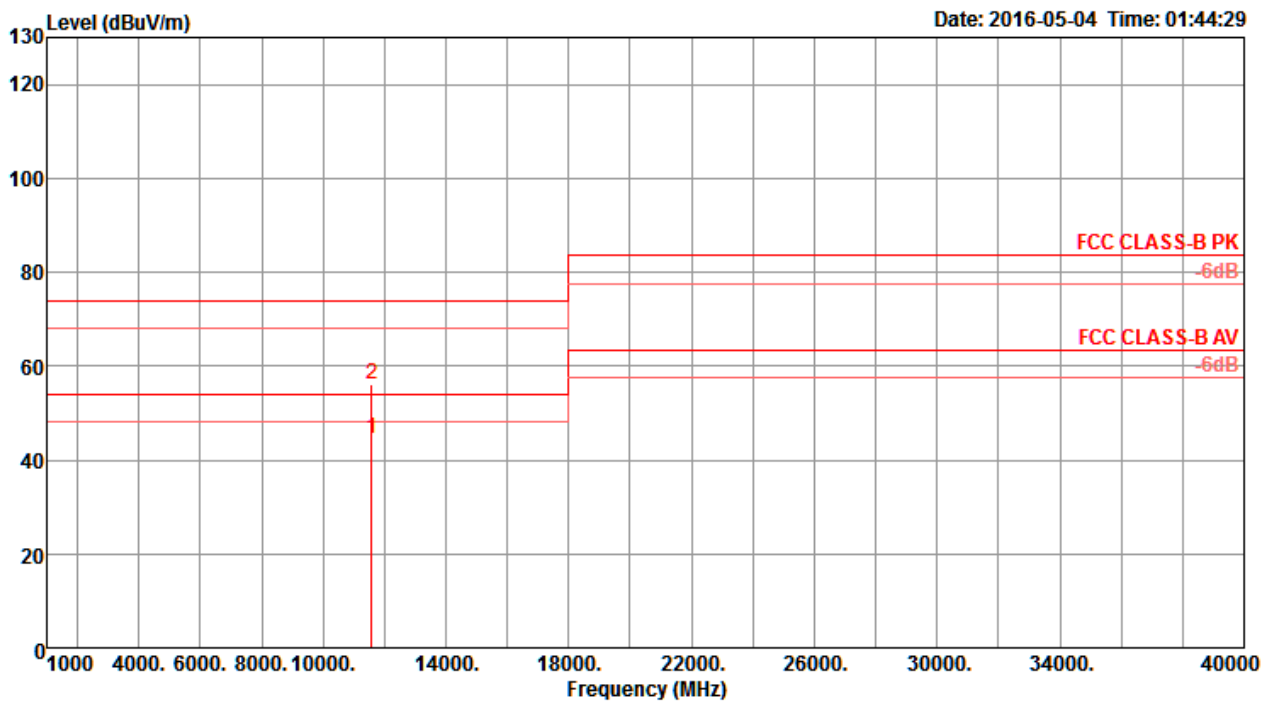
Vertical



	Freq	Level	Limit	Over	Read	CableAntenna	Preamp	T/Pos	A/Pos	Remark	Pol/Phase	
	MHz	dBuV/m	dBuV/m	dB	dBuV	dB	dB/m	dB	deg	cm		
1	11485.90	58.37	74.00	-15.63	44.87	9.62	38.50	34.62	335	178	Peak	VERTICAL
2	11487.66	47.87	54.00	-6.13	34.37	9.62	38.50	34.62	335	178	Average	VERTICAL

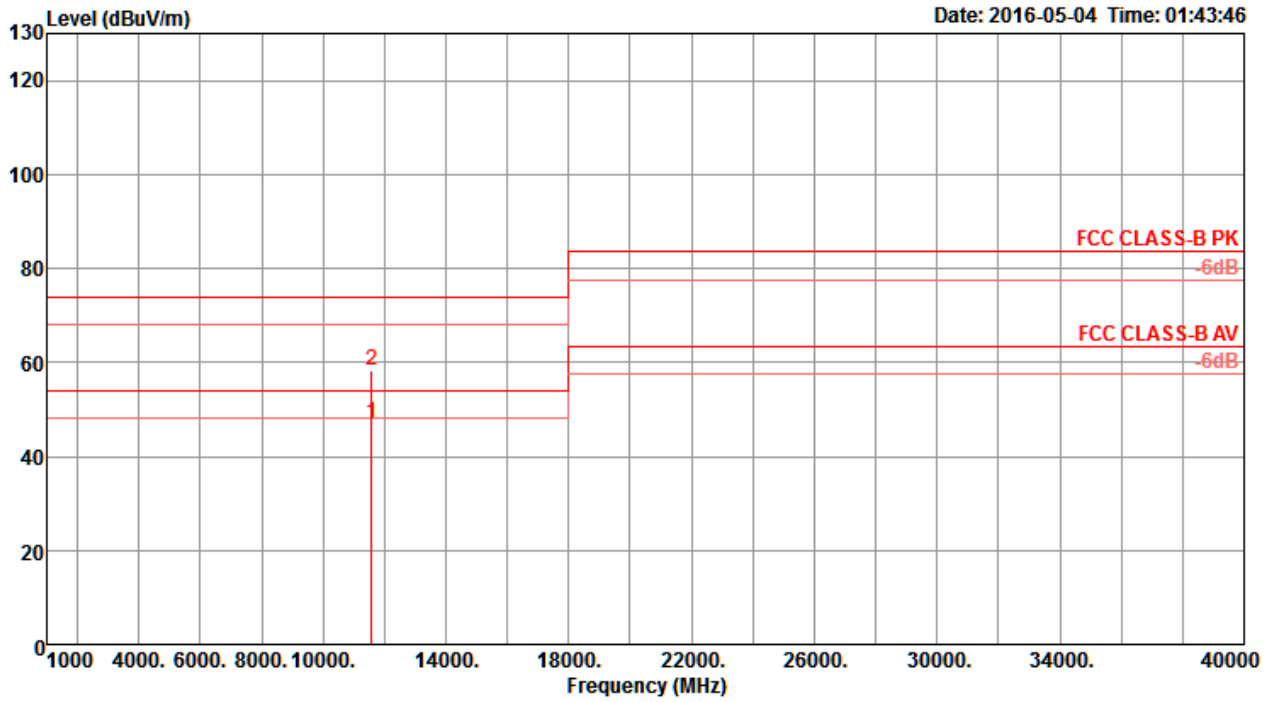
Temperature	22°C	Humidity	56%
Test Engineer	Nyle Chang & Peter Wu & Gary Chu & DK Chang & Eddie Weng & Stim Song & Brain Sun	Configurations	IEEE 802.11ac MCS0/Nss4 VHT20 CH 157 / Chain 1 + Chain 2 + Chain 3 + Chain 4
Test Mode	Mode 3		

Horizontal



	Freq	Level	Limit	Over	Read	CableAntenna	Preamp	T/Pos	A/Pos	Remark	Pol/Phase
	MHz	dBuV/m	dBuV/m	dB	dBuV	dB	dB/m	dB	deg	cm	
1	11566.31	44.71	54.00	-9.29	31.22	9.61	38.53	34.65	220	177 Average	HORIZONTAL
2	11573.62	56.23	74.00	-17.77	42.74	9.61	38.53	34.65	220	177 Peak	HORIZONTAL

Vertical

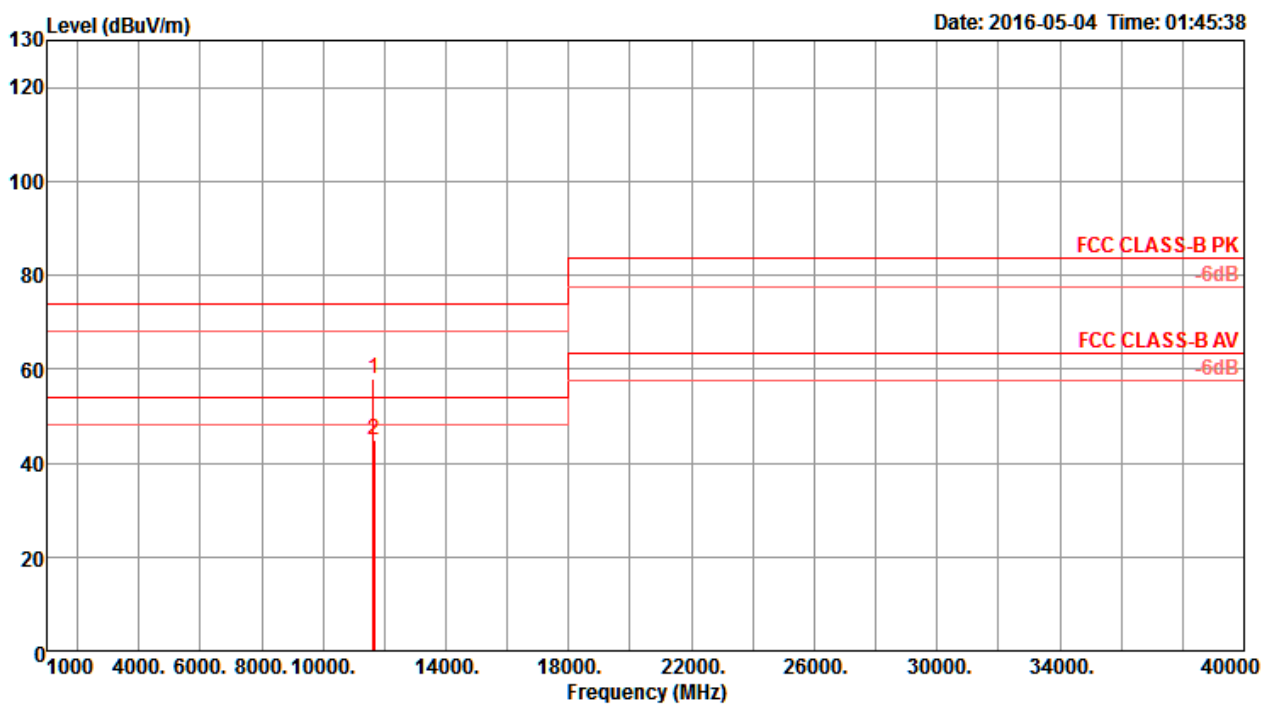


	Freq	Level	Limit	Over	Read	CableAntenna	Preamp	T/Pos	A/Pos	Remark	Pol/Phase
	MHz	dBuV/m	dBuV/m	dB	dBuV	dB	dB/m	dB	deg	cm	
1	11569.17	47.13	54.00	-6.87	33.64	9.61	38.53	34.65	11	174 Average	VERTICAL
2	11570.35	58.35	74.00	-15.65	44.86	9.61	38.53	34.65	11	174 Peak	VERTICAL



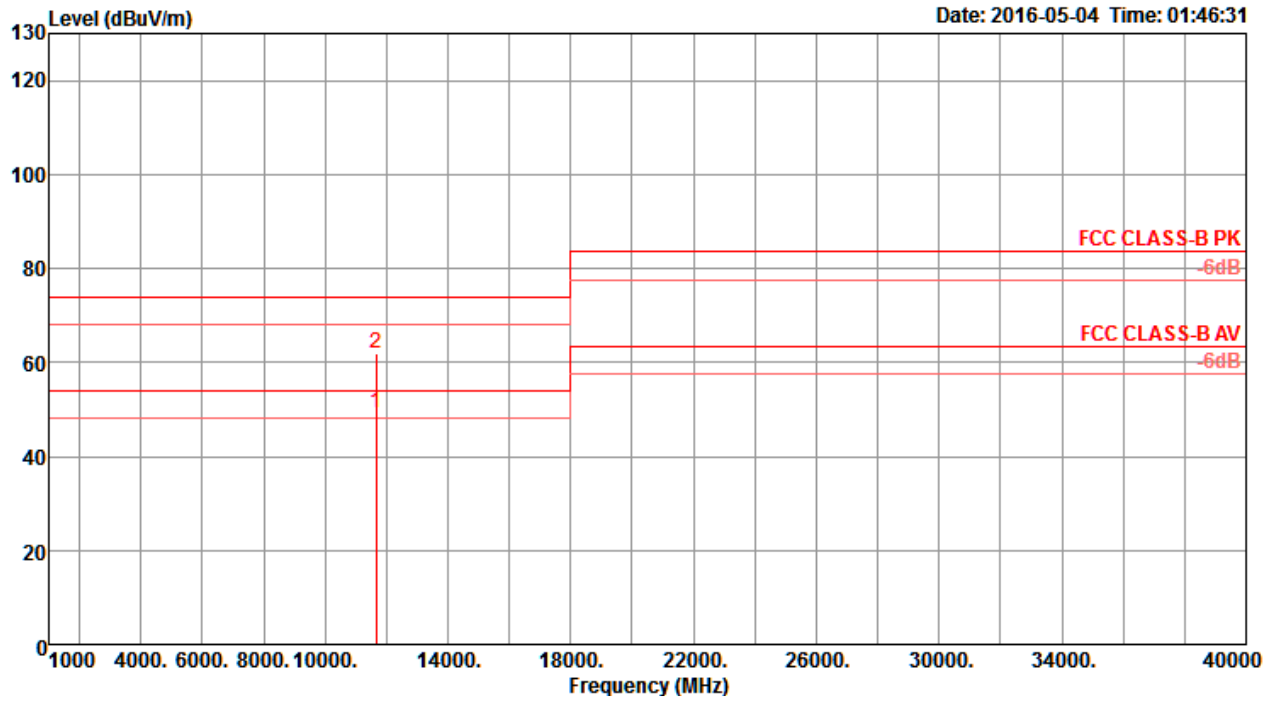
Temperature	22°C	Humidity	56%
Test Engineer	Nyle Chang & Peter Wu & Gary Chu & DK Chang & Eddie Weng & Stim Song & Brain Sun	Configurations	IEEE 802.11ac MCS0/Nss4 VHT20 CH 165 / Chain 1 + Chain 2 + Chain 3 + Chain 4
Test Mode	Mode 3		

Horizontal



	Freq	Level	Limit Line	Over Limit	Read Level	Cable Loss	Antenna Factor	Preamp Factor	T/Pos	A/Pos	Remark	Pol/Phase
	MHz	dBuV/m	dBuV/m	dB	dBuV	dB	dB/m	dB	deg	cm		
1	11643.72	57.83	74.00	-16.17	44.36	9.60	38.55	34.68	33	174	Peak	HORIZONTAL
2	11650.32	44.96	54.00	-9.04	31.49	9.60	38.55	34.68	33	174	Average	HORIZONTAL

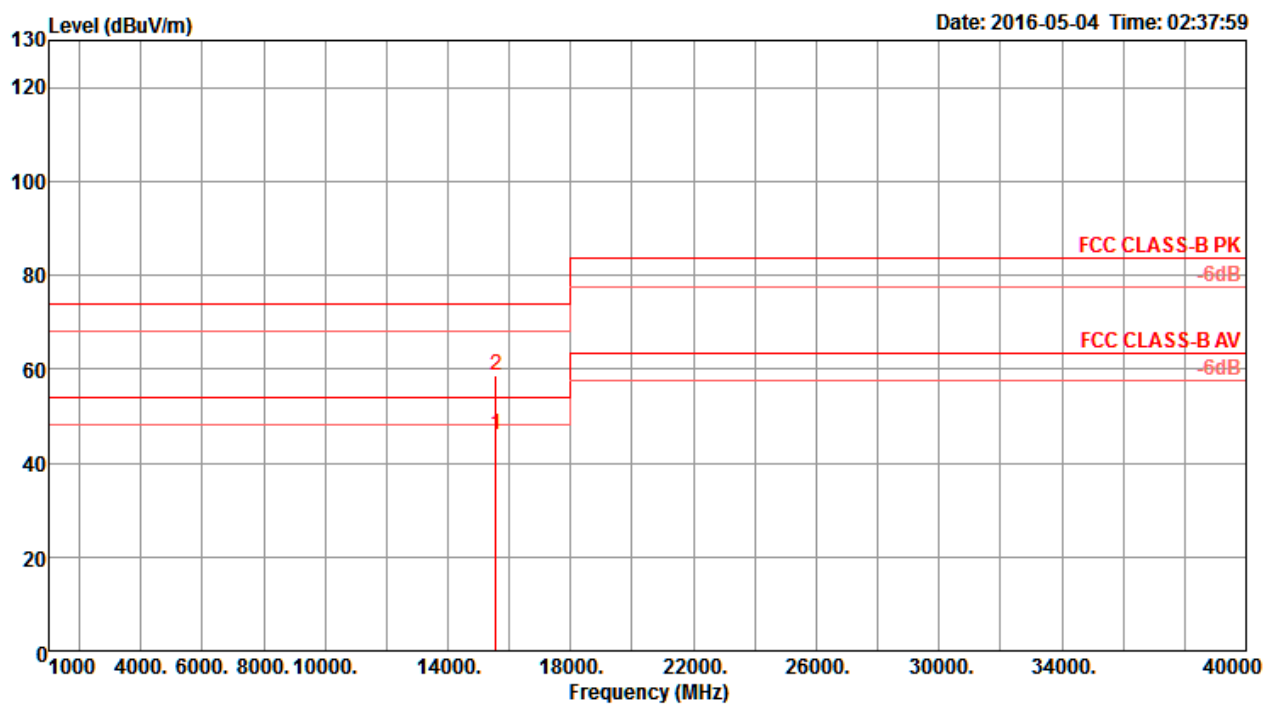
Vertical



	Freq	Level	Limit	Over	Read	CableAntenna	Preamp	T/Pos	A/Pos	Remark	Pol/Phase	
	MHz	dBuV/m	dBuV/m	dB	dBuV	dB	dB/m	dB	deg	cm		
1	11650.45	49.15	54.00	-4.85	35.68	9.60	38.55	34.68	312	179	Average	VERTICAL
2	11653.78	61.81	74.00	-12.19	48.32	9.60	38.57	34.68	312	179	Peak	VERTICAL

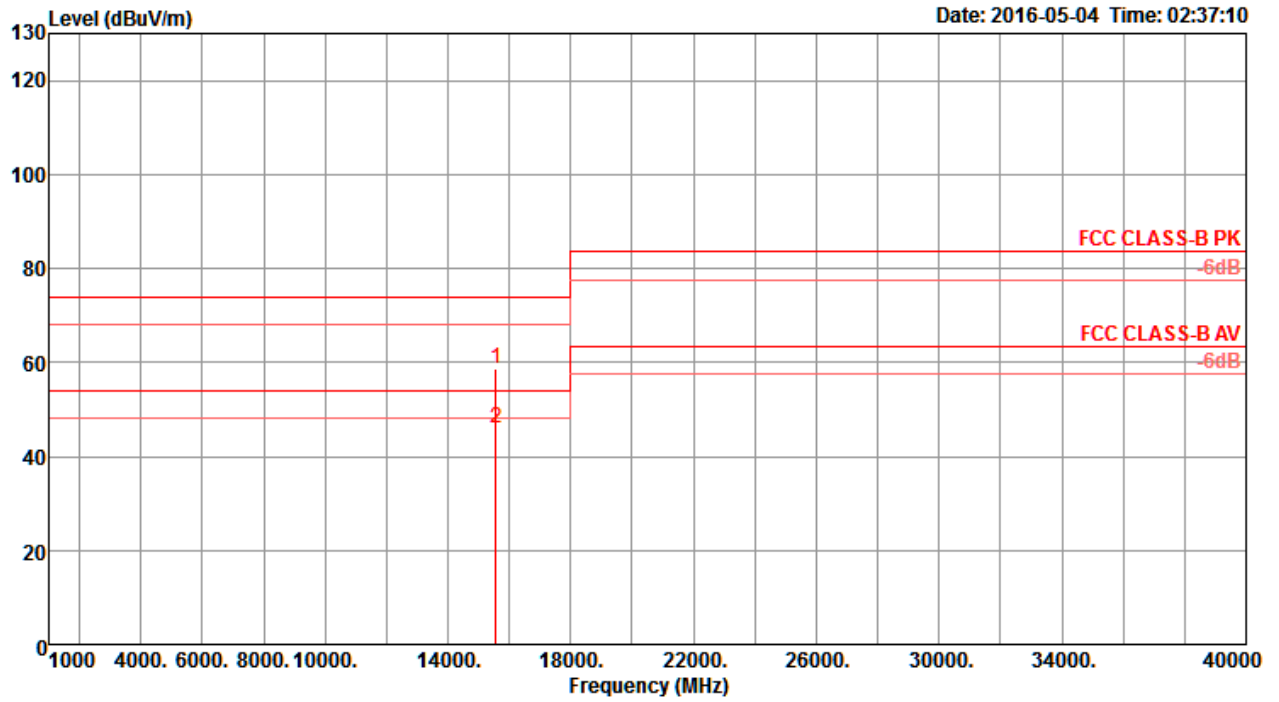
Temperature	22°C	Humidity	56%
Test Engineer	Nyle Chang & Peter Wu & Gary Chu & DK Chang & Eddie Weng & Stim Song & Brain Sun	Configurations	IEEE 802.11ac MCS0/Nss4 VHT40 CH 38 / Chain 1 + Chain 2 + Chain 3 + Chain 4
Test Mode	Mode 3		

Horizontal



	Freq	Level	Limit	Over	Read	CableAntenna	Preamp	T/Pos	A/Pos	Remark	Pol/Phase	
	MHz	dBuV/m	dBuV/m	dB	dBuV	dB	dB/m	deg	cm			
1	15570.96	45.91	54.00	-8.09	31.12	11.24	38.23	34.68	233	178	Average	HORIZONTAL
2	15571.35	58.55	74.00	-15.45	43.76	11.24	38.23	34.68	233	178	Peak	HORIZONTAL

Vertical

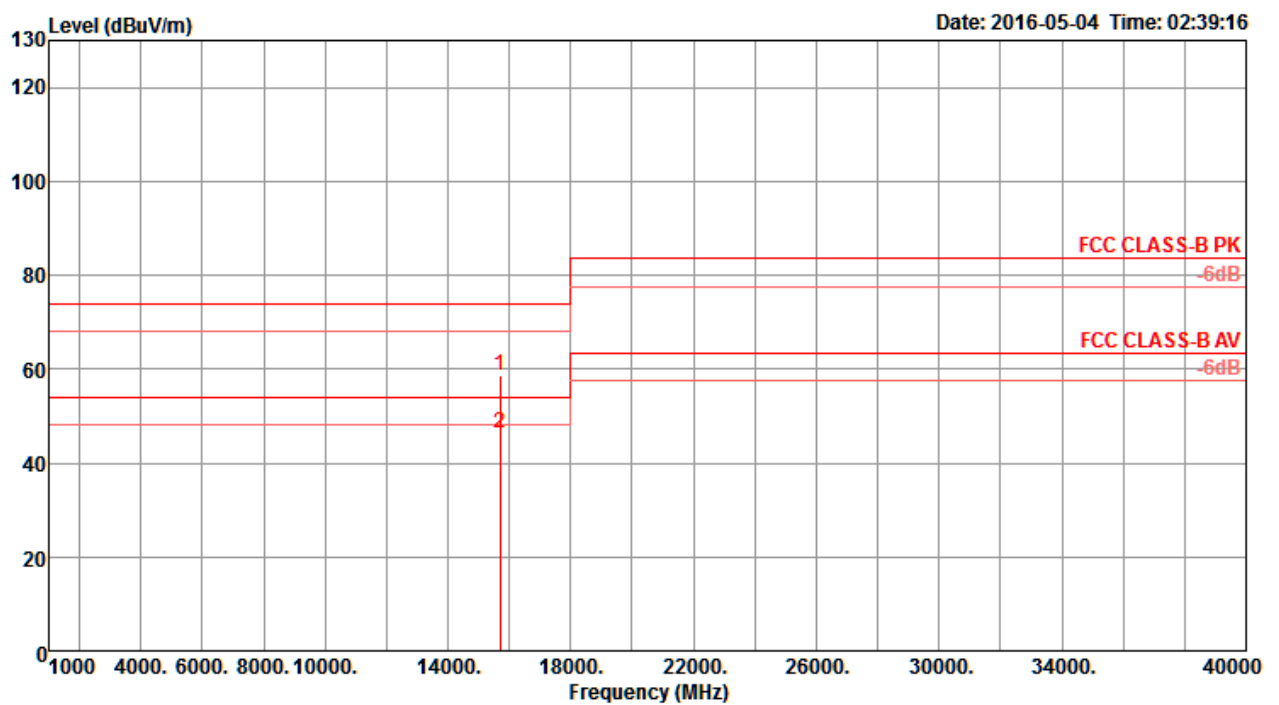


	Freq	Level	Limit	Over	Read	CableAntenna	Preamp	T/Pos	A/Pos	Remark	Pol/Phase
	MHz	dBuV/m	dBuV/m	dB	dBuV	dB	dB/m	deg	cm		
1	15561.12	58.70	74.00	-15.30	43.91	11.24	38.23	34.68	13	176 Peak	VERTICAL
2	15568.11	45.86	54.00	-8.14	31.07	11.24	38.23	34.68	13	176 Average	VERTICAL



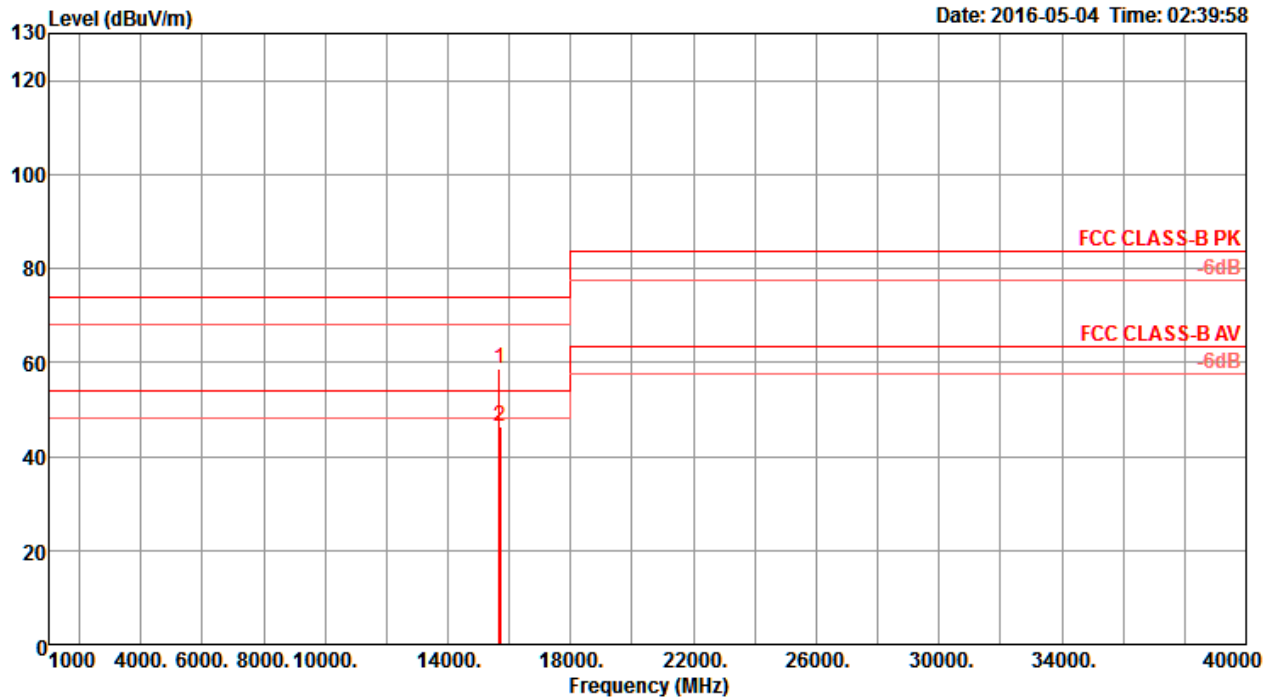
Temperature	22°C	Humidity	56%
Test Engineer	Nyle Chang & Peter Wu & Gary Chu & DK Chang & Eddie Weng & Stim Song & Brain Sun	Configurations	IEEE 802.11ac MCS0/Nss4 VHT40 CH 46 / Chain 1 + Chain 2 + Chain 3 + Chain 4
Test Mode	Mode 3		

Horizontal



	Freq	Level	Limit	Over	Read	CableAntenna	Preamp	T/Pos	A/Pos	Remark	Pol/Phase	
	MHz	dBuV/m	dBuV/m	dB	dBuV	dB	dB/m	dB	deg	cm		
1	15697.44	58.74	74.00	-15.26	43.82	11.27	38.42	34.77	105	178	Peak	HORIZONTAL
2	15698.59	46.18	54.00	-7.82	31.26	11.27	38.42	34.77	105	178	Average	HORIZONTAL

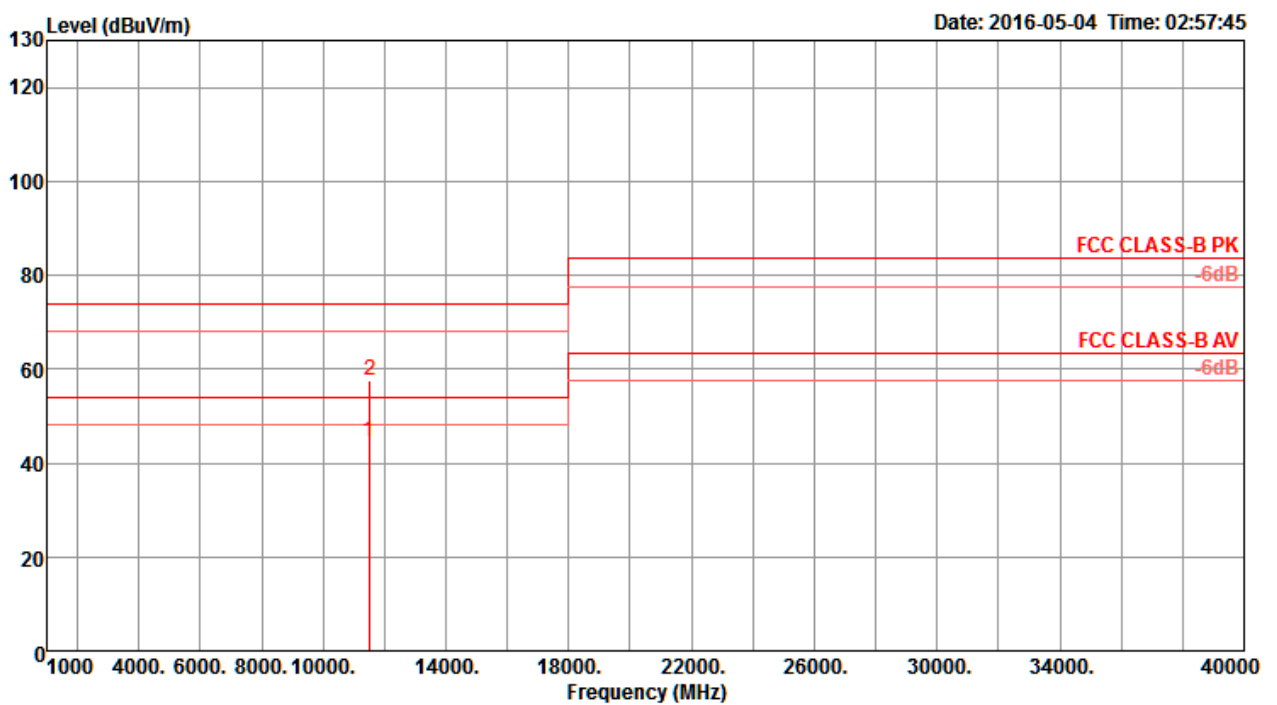
Vertical



	Freq	Level	Limit	Over	Read	CableAntenna	Preamp	T/Pos	A/Pos	Remark	Pol/Phase	
	MHz	dBuV/m	dBuV/m	dB	dBuV	dB	dB/m	dB	deg	cm		
1	15681.19	58.66	74.00	-15.34	43.82	11.26	38.35	34.77	312	176	Peak	VERTICAL
2	15694.49	46.20	54.00	-7.80	31.28	11.27	38.42	34.77	312	176	Average	VERTICAL

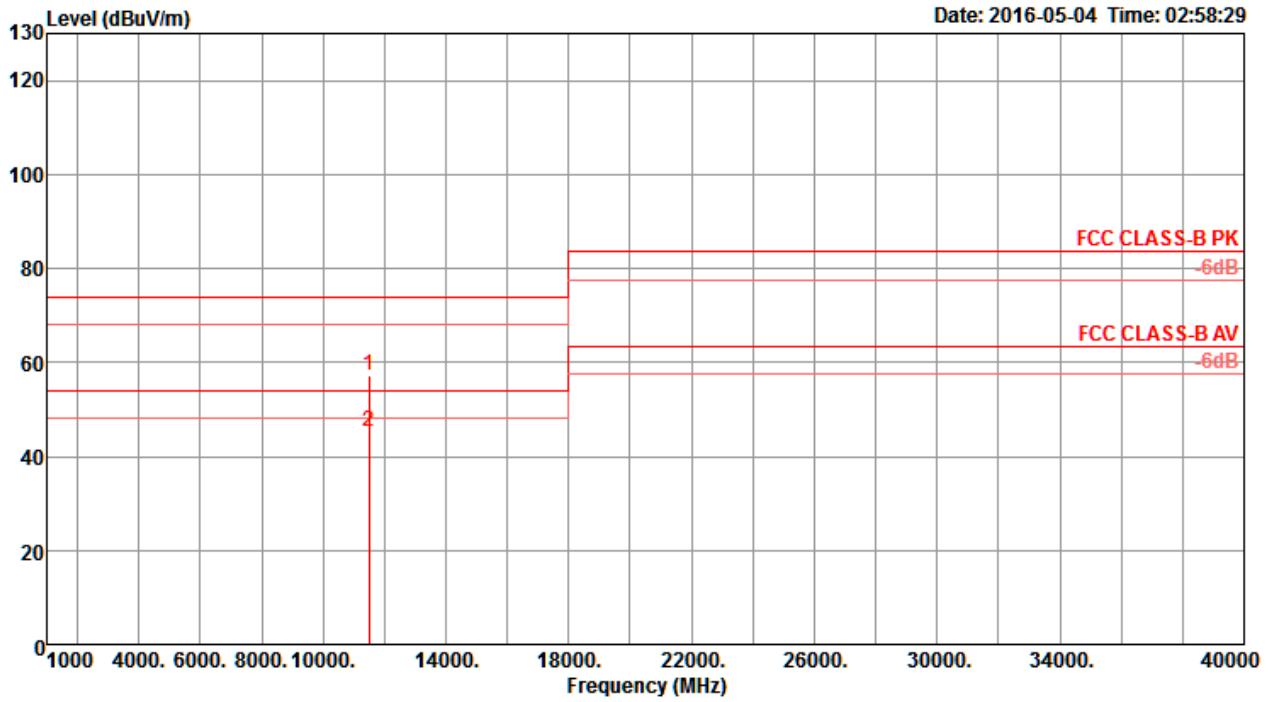
Temperature	22°C	Humidity	56%
Test Engineer	Nyle Chang & Peter Wu & Gary Chu & DK Chang & Eddie Weng & Stim Song & Brain Sun	Configurations	IEEE 802.11ac MCS0/Nss4 VHT40 CH 151 / Chain 1 + Chain 2 + Chain 3 + Chain 4
Test Mode	Mode 3		

Horizontal



	Freq	Level	Limit Line	Over Limit	Read Level	CableAntenna Loss	Preamp Factor	T/Pos	A/Pos	Remark	Pol/Phase
	MHz	dBuV/m	dBuV/m	dB	dBuV	dB	dB/m	deg	cm		
1	11509.10	44.50	54.00	-9.50	31.01	9.62	38.50	34.63	128	168 Average	HORIZONTAL
2	11517.24	57.60	74.00	-16.40	44.11	9.61	38.51	34.63	128	168 Peak	HORIZONTAL

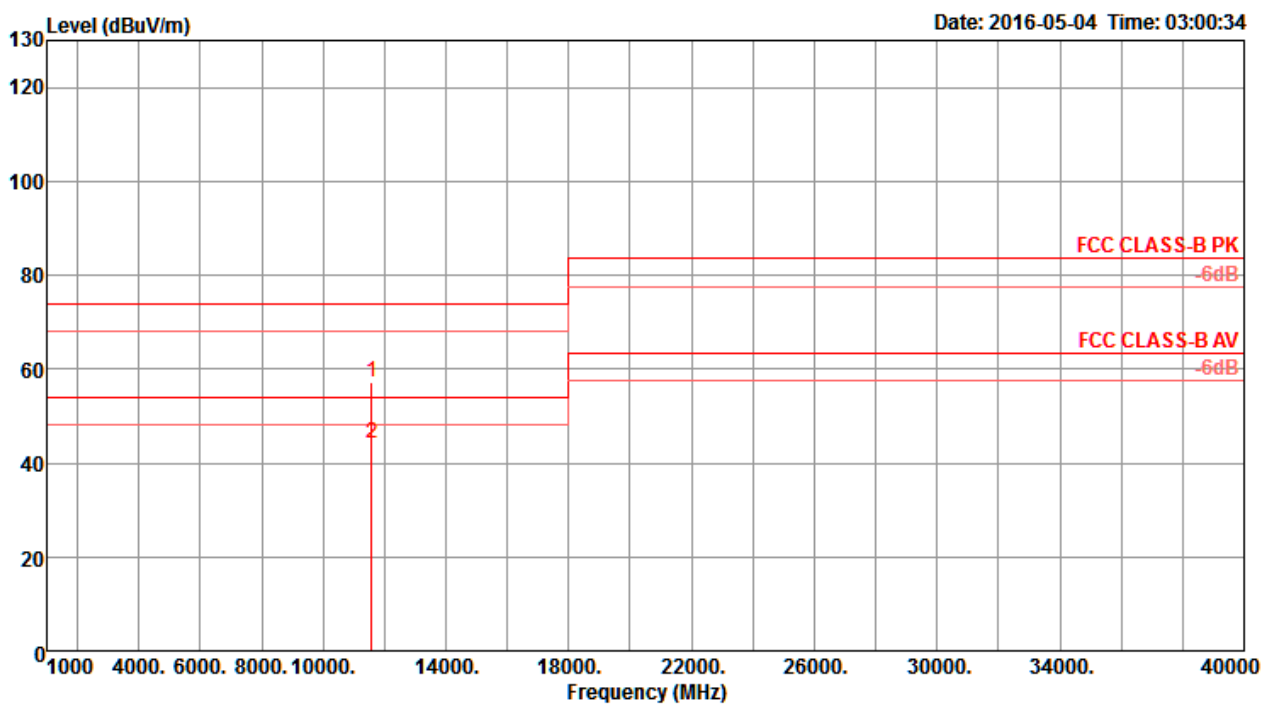
Vertical



	Freq	Level	Limit	Over	Read	CableAntenna	Preamp	T/Pos	A/Pos	Remark	Pol/Phase	
	MHz	dBuV/m	dBuV/m	dB	dBuV	dB	dB/m	dB	deg	cm		
1	11504.52	57.24	74.00	-16.76	43.74	9.62	38.50	34.62	316	171	Peak	VERTICAL
2	11508.08	45.32	54.00	-8.68	31.82	9.62	38.50	34.62	316	171	Average	VERTICAL

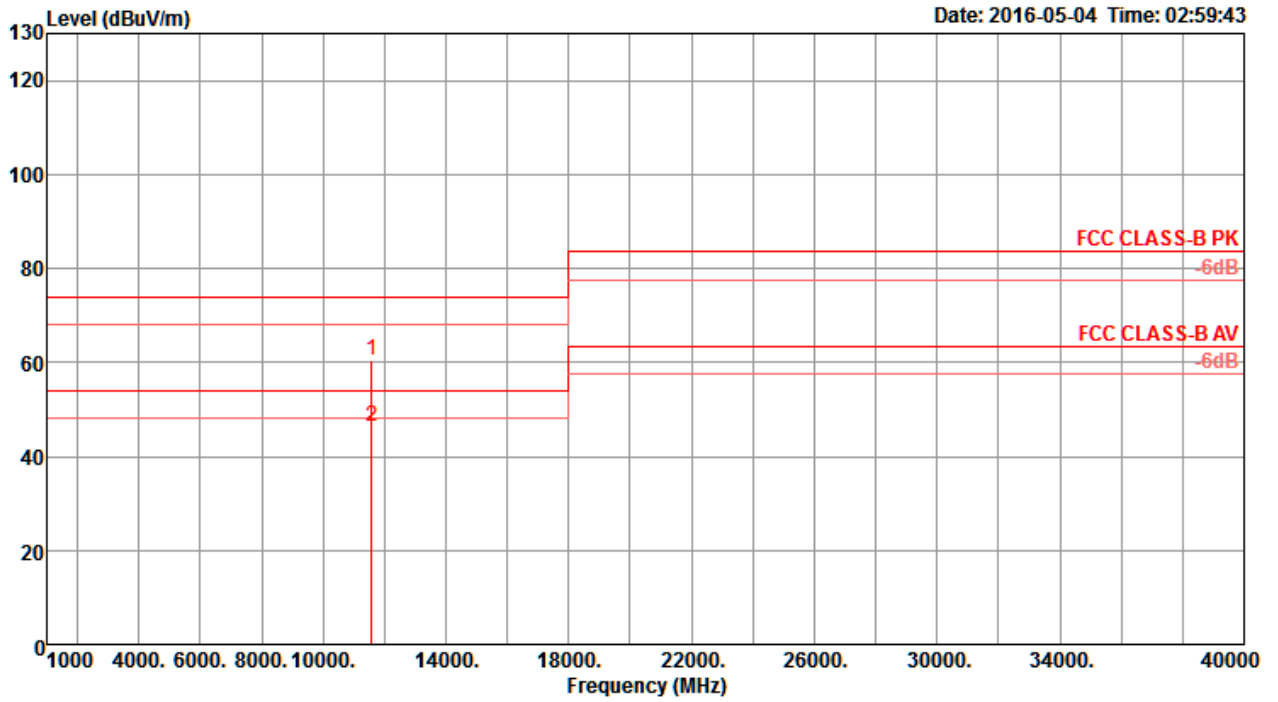
Temperature	22°C	Humidity	56%
Test Engineer	Nyle Chang & Peter Wu & Gary Chu & DK Chang & Eddie Weng & Stim Song & Brain Sun	Configurations	IEEE 802.11ac MCS0/Nss4 VHT40 CH 159 / Chain 1 + Chain 2 + Chain 3 + Chain 4
Test Mode	Mode 3		

Horizontal



	Freq	Level	Limit	Over	Read	CableAntenna	Preamp	T/Pos	A/Pos	Remark	Pol/Phase	
	MHz	dBuV/m	dBuV/m	dB	dBuV	dB	dB/m	dB	deg	cm		
1	11589.62	57.09	74.00	-16.91	43.61	9.60	38.54	34.66	286	173	Peak	HORIZONTAL
2	11589.71	44.21	54.00	-9.79	30.73	9.60	38.54	34.66	286	173	Average	HORIZONTAL

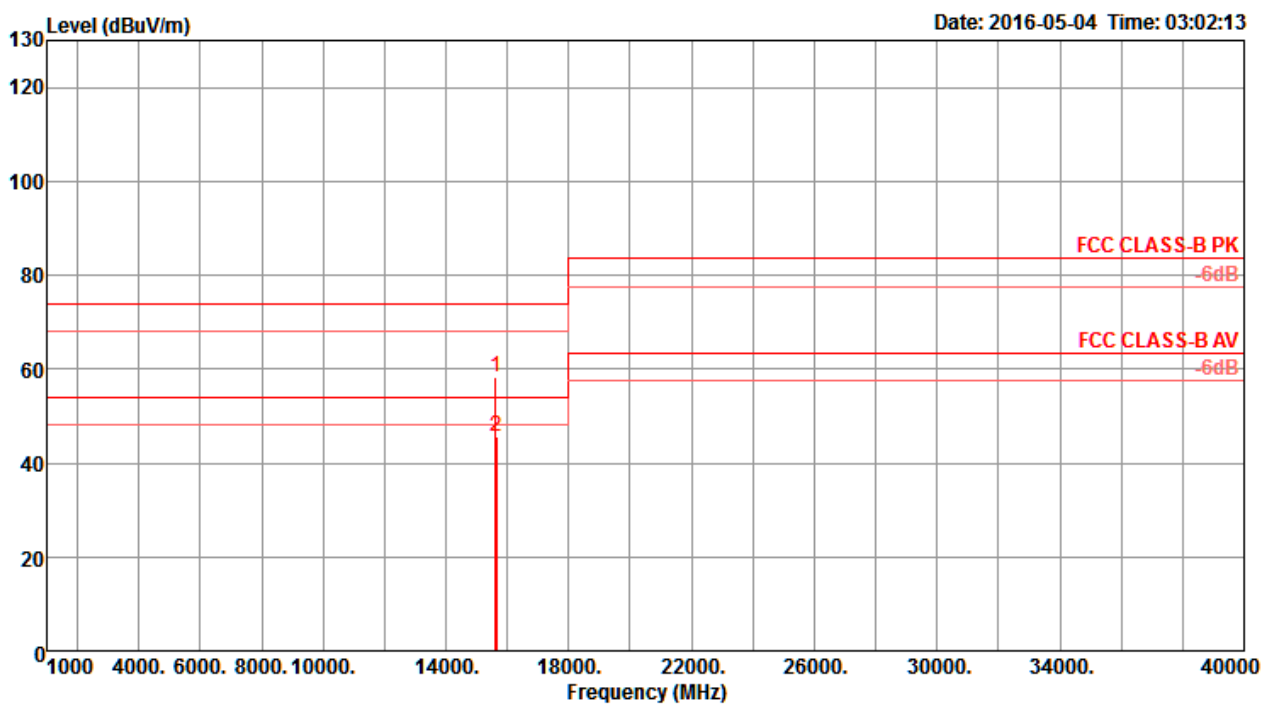
Vertical



	Freq	Level	Limit	Over	Read	CableAntenna	Preamp	T/Pos	A/Pos	Remark	Pol/Phase
	MHz	dBuV/m	dBuV/m	dB	dBuV	dB	dB/m	dB	deg	cm	
1	11586.28	60.54	74.00	-13.46	47.06	9.60	38.54	34.66	114	171 Peak	VERTICAL
2	11588.62	46.42	54.00	-7.58	32.94	9.60	38.54	34.66	114	171 Average	VERTICAL

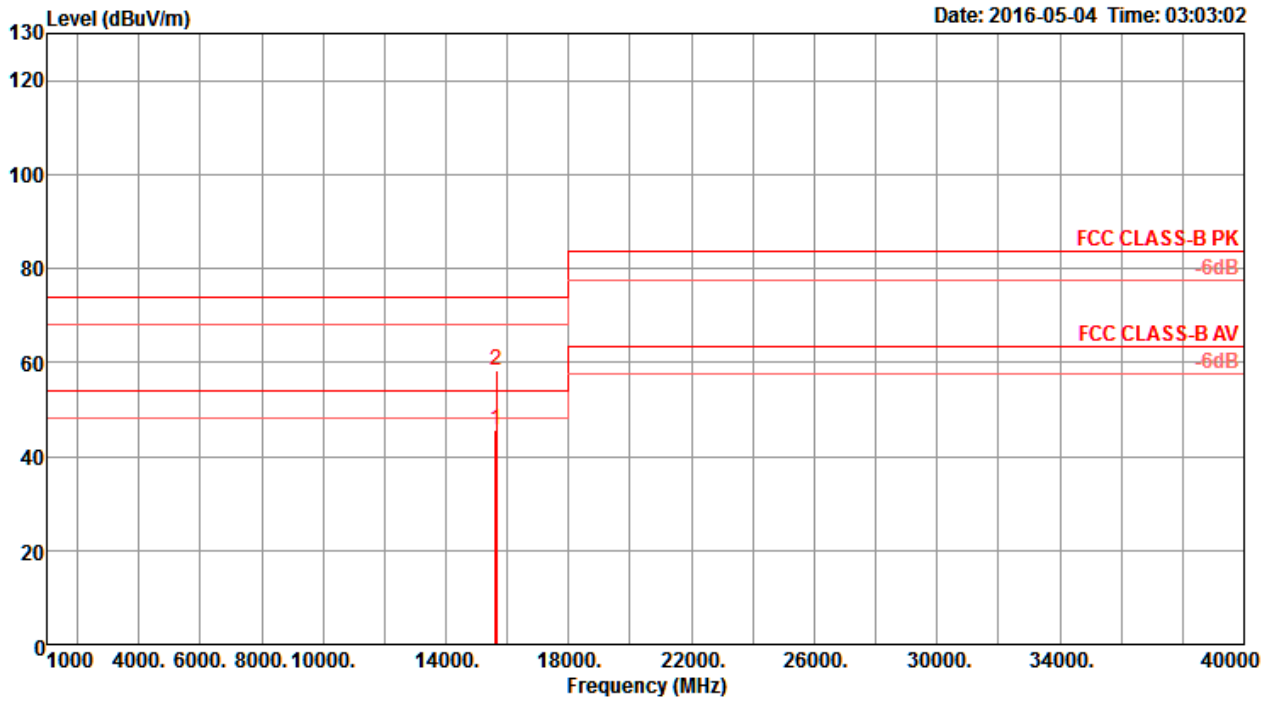
Temperature	22°C	Humidity	56%
Test Engineer	Nyle Chang & Peter Wu & Gary Chu & DK Chang & Eddie Weng & Stim Song & Brain Sun	Configurations	IEEE 802.11ac MCS0/Nss4 VHT80 CH 42 / Chain 1 + Chain 2 + Chain 3 + Chain 4
Test Mode	Mode 3		

Horizontal



	Freq	Level	Limit	Over	Read	Cable	Antenna	Preamp	T/Pos	A/Pos	Remark	Pol/Phase
	MHz	dBuV/m	dBuV/m	dB	dBuV	dB	dB/m	dB	deg	cm		
1	15628.59	58.40	74.00	-15.60	43.59	11.25	38.29	34.73	26	174	Peak	HORIZONTAL
2	15632.69	45.75	54.00	-8.25	30.94	11.25	38.29	34.73	26	174	Average	HORIZONTAL

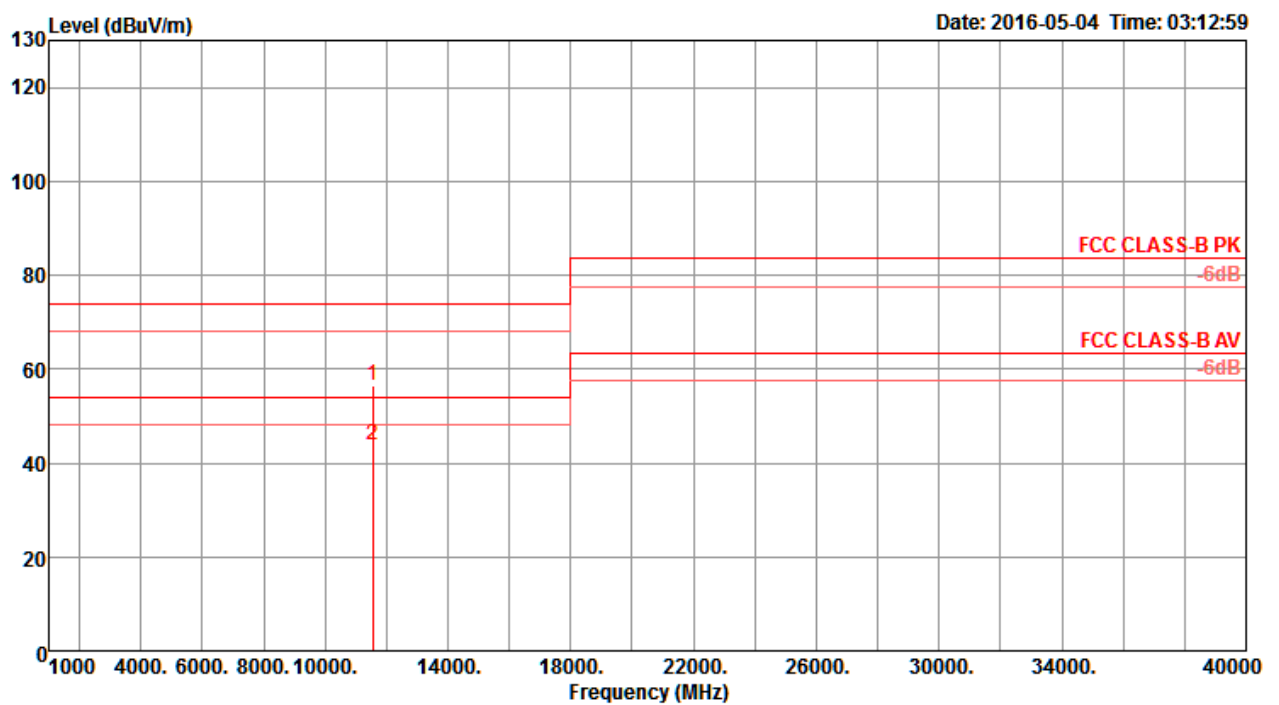
Vertical



	Freq	Level	Limit	Over	Read	CableAntenna	Preamp	T/Pos	A/Pos	Remark	Pol/Phase
	MHz	dBuV/m	dBuV/m	dB	dBuV	dB	dB/m	deg	cm		
1	15626.96	45.79	54.00	-8.21	30.98	11.25	38.29	34.73	254	167 Average	VERTICAL
2	15635.77	58.38	74.00	-15.62	43.57	11.25	38.29	34.73	254	167 Peak	VERTICAL

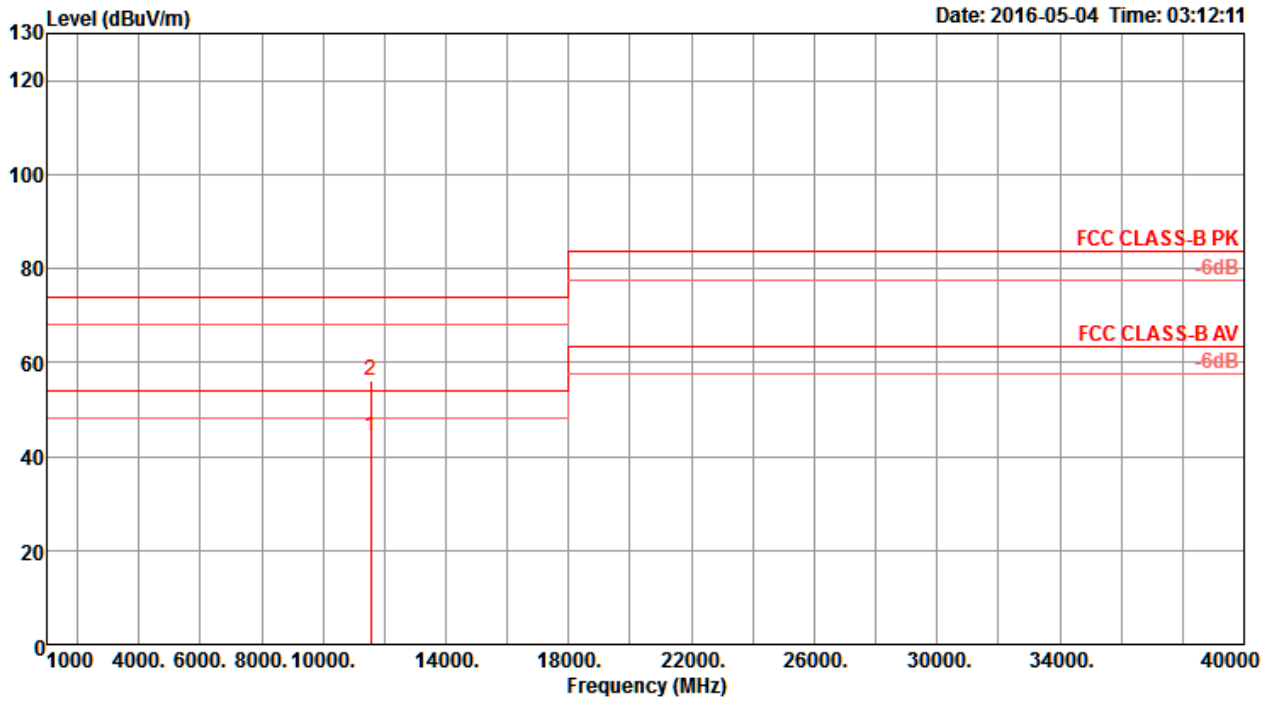
Temperature	22°C	Humidity	56%
Test Engineer	Nyle Chang & Peter Wu & Gary Chu & DK Chang & Eddie Weng & Stim Song & Brain Sun	Configurations	IEEE 802.11ac MCS0/Nss4 VHT80 CH 155 / Chain 1 + Chain 2 + Chain 3 + Chain 4
Test Mode	Mode 3		

Horizontal



	Freq	Level	Limit Line	Over Limit	Read Level	Cable Loss	Antenna Factor	Preamp Factor	T/Pos	A/Pos	Remark	Pol/Phase
	MHz	dBuV/m	dBuV/m	dB	dBuV	dB	dB/m	dB	deg	cm		
1	11545.61	56.49	74.00	-17.51	43.00	9.61	38.51	34.63	321	177	Peak	HORIZONTAL
2	11548.91	43.80	54.00	-10.20	30.33	9.61	38.51	34.65	321	177	Average	HORIZONTAL

Vertical

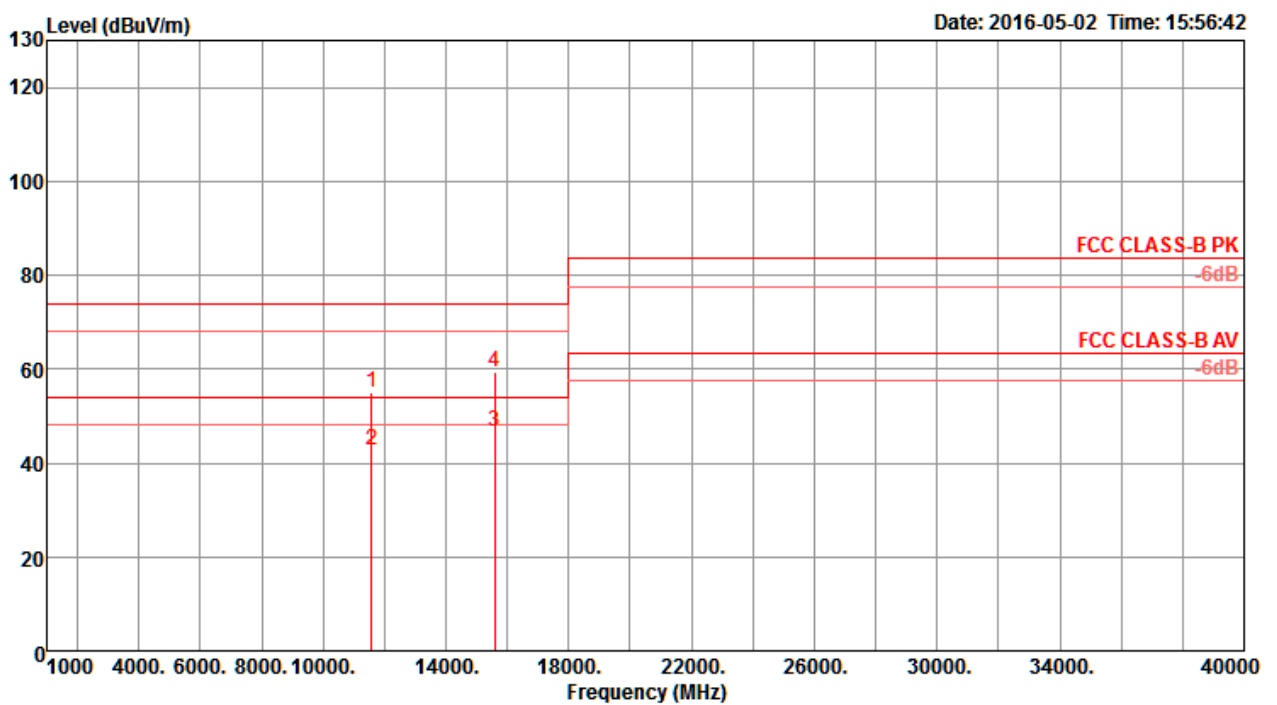


	Freq	Level	Limit	Over	Read	CableAntenna	Preamp	T/Pos	A/Pos	Remark	Pol/Phase	
	MHz	dBuV/m	dBuV/m	dB	dBuV	dB	dB/m	dB	deg	cm		
1	11540.00	44.00	54.00	-10.00	30.51	9.61	38.51	34.63	58	174	Average	VERTICAL
2	11550.22	55.97	74.00	-18.03	42.48	9.61	38.53	34.65	58	174	Peak	VERTICAL



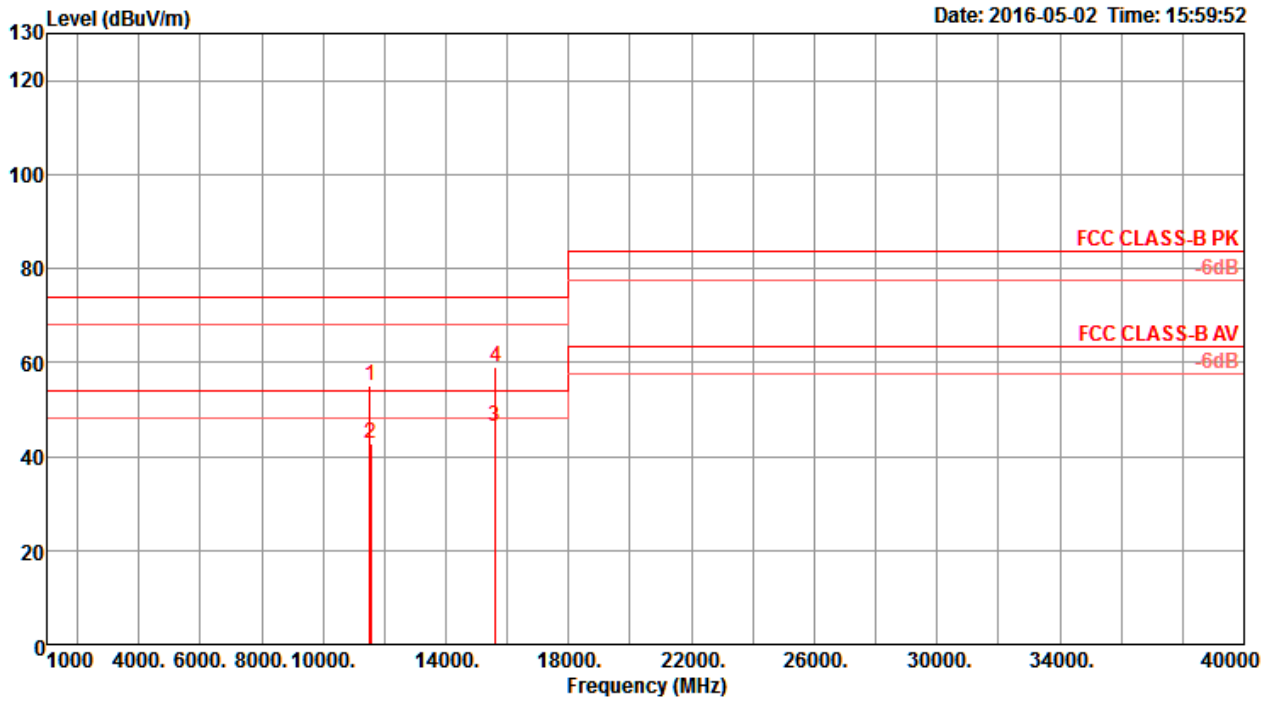
Temperature	22°C	Humidity	56%
Test Engineer	Nyle Chang & Peter Wu & Gary Chu & DK Chang & Eddie Weng & Stim Song & Brain Sun	Configurations	IEEE 802.11ac MCS0/Nss2 VHT80+80 Type 1 / CH 42+155 / Chain 1 + Chain 2 + Chain 3 + Chain 4
Test Mode	Mode 3		

Horizontal



	Freq	Level	Limit	Over	Read	Cable	Antenna	Preamp	T/Pos	A/Pos	Remark	Pol/Phase
	MHz	dBuV/m	dBuV/m	dB	dBuV	dB	dB/m	dB	deg	cm		
1	11567.12	54.92	74.00	-19.08	41.43	9.61	38.53	34.65	179	188	Peak	HORIZONTAL
2	11572.24	42.63	54.00	-11.37	29.14	9.61	38.53	34.65	179	188	Average	HORIZONTAL
3	15590.96	46.72	54.00	-7.28	31.93	11.24	38.23	34.68	358	179	Average	HORIZONTAL
4	15601.36	59.24	74.00	-14.76	44.38	11.25	38.29	34.68	358	179	Peak	HORIZONTAL

Vertical

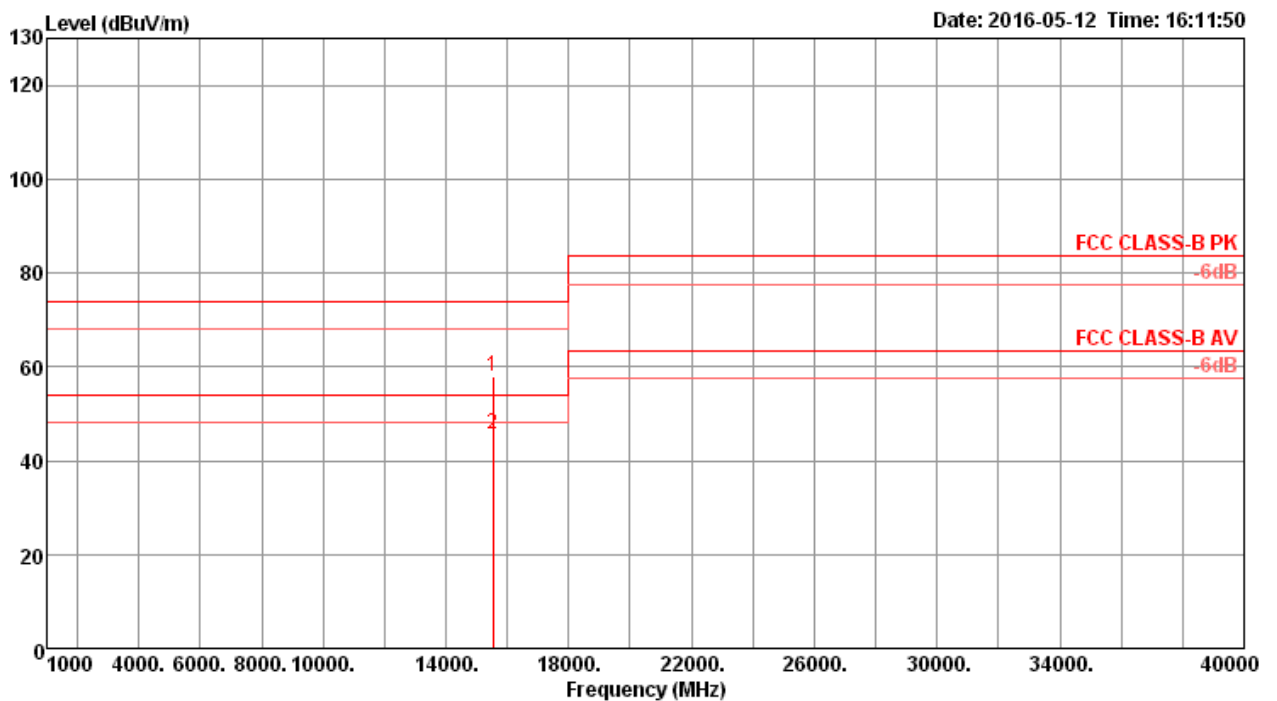


	Freq	Level	Limit	Over	Read	CableAntenna	Preamp	T/Pos	A/Pos	Remark	Pol/Phase
	MHz	dBuV/m	dBuV/m	dB	dBuV	dB	dB/m	dB	deg	cm	
1	11526.16	54.87	74.00	-19.13	41.38	9.61	38.51	34.63	243	187 Peak	VERTICAL
2	11542.64	42.58	54.00	-11.42	29.09	9.61	38.51	34.63	243	187 Average	VERTICAL
3	15591.12	46.48	54.00	-7.52	31.69	11.24	38.23	34.68	117	148 Average	VERTICAL
4	15613.84	59.19	74.00	-14.81	44.38	11.25	38.29	34.73	117	148 Peak	VERTICAL



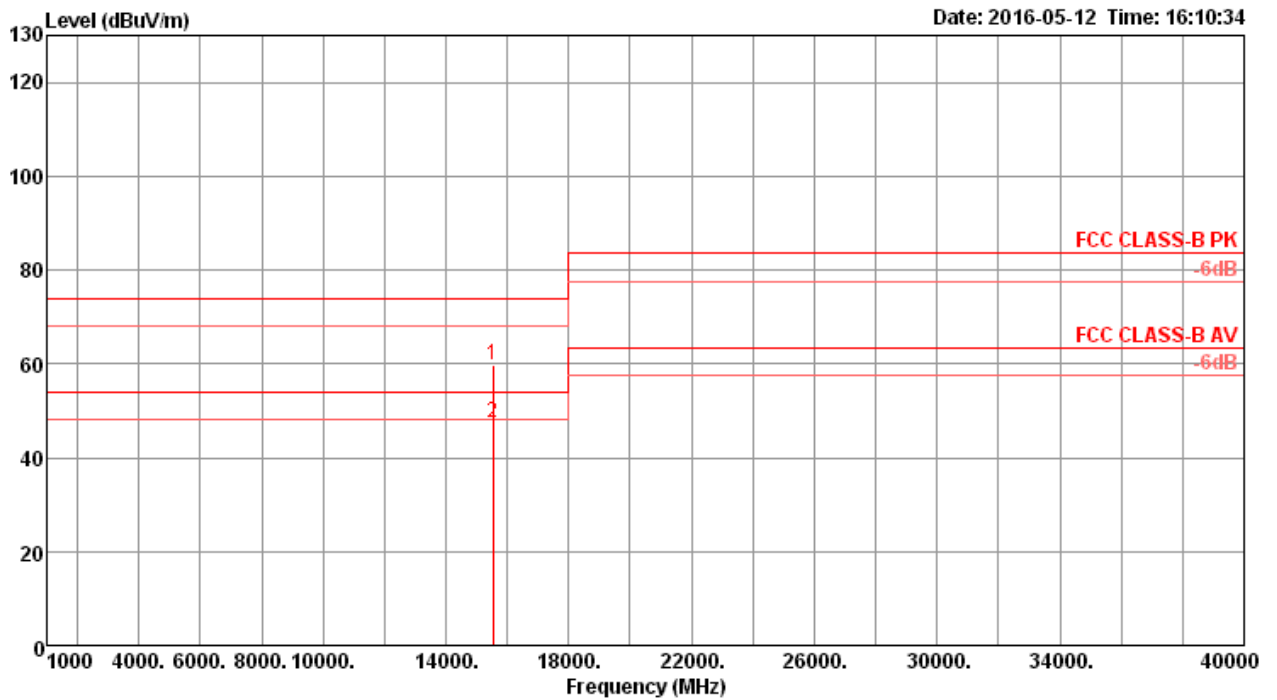
Temperature	22°C	Humidity	56%
Test Engineer	Nyle Chang & Peter Wu & Gary Chu & DK Chang & Eddie Weng & Stim Song & Brain Sun	Configurations	IEEE 802.11a CH 36 / Chain 1 + Chain 2 + Chain 3 + Chain 4
Test Mode	Mode 4		

Horizontal



	Freq	Level	Limit Line	Over Limit	Read Level	CableAntenna Loss	Preamp Factor	A/Pos	T/Pos	Remark	PoI/Phase
	MHz	dBuV/m	dBuV/m	dB	dBuV	dB	dB/m	dB	cm	deg	
1	15539.28	57.92	74.00	-16.08	41.24	12.28	38.13	33.73	209	41 Peak	HORIZONTAL
2	15540.16	45.55	54.00	-8.45	28.87	12.28	38.13	33.73	209	41 Average	HORIZONTAL

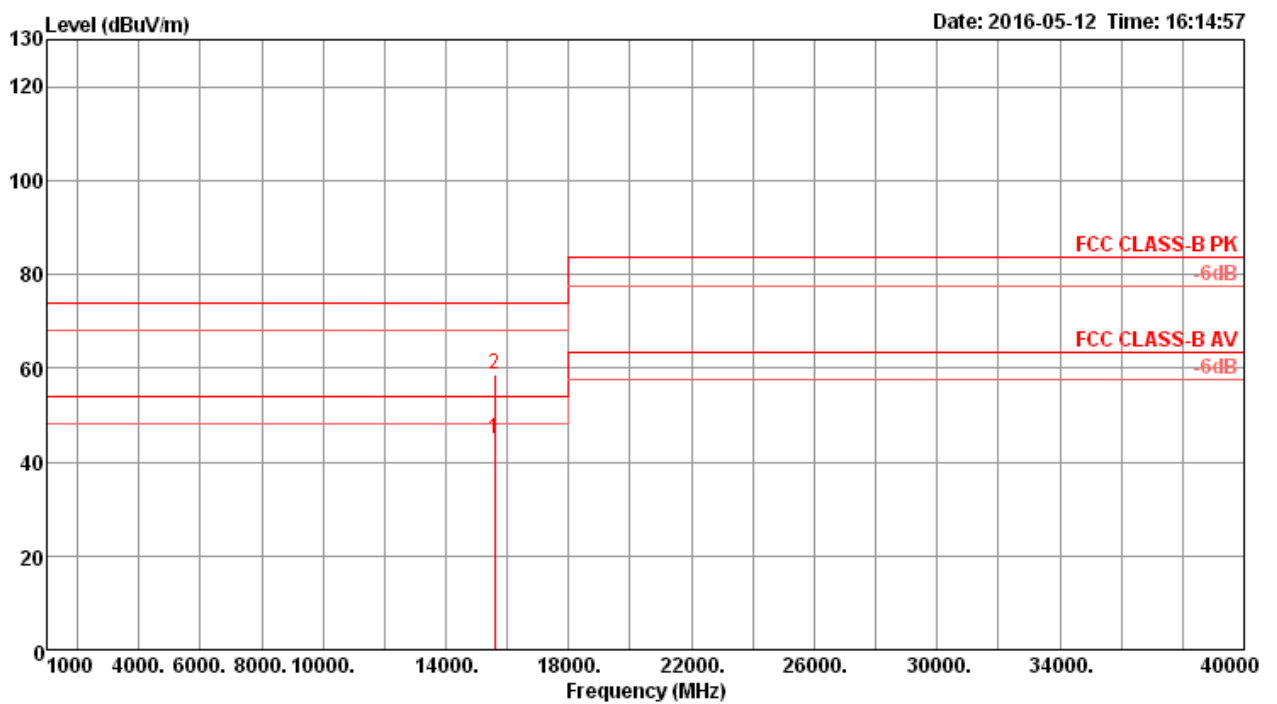
Vertical



	Freq	Level	Limit Line	Over Limit	Read Level	CableAntenna Loss	Preamp Factor	A/Pos	T/Pos	Remark	Pol/Phase	
	MHz	dBuV/m	dBuV/m	dB	dBuV	dB	dB/m	dB	cm	deg		
1	15539.44	59.72	74.00	-14.28	43.04	12.28	38.13	33.73	222	328	Peak	VERTICAL
2	15540.72	47.43	54.00	-6.57	30.75	12.28	38.13	33.73	222	328	Average	VERTICAL

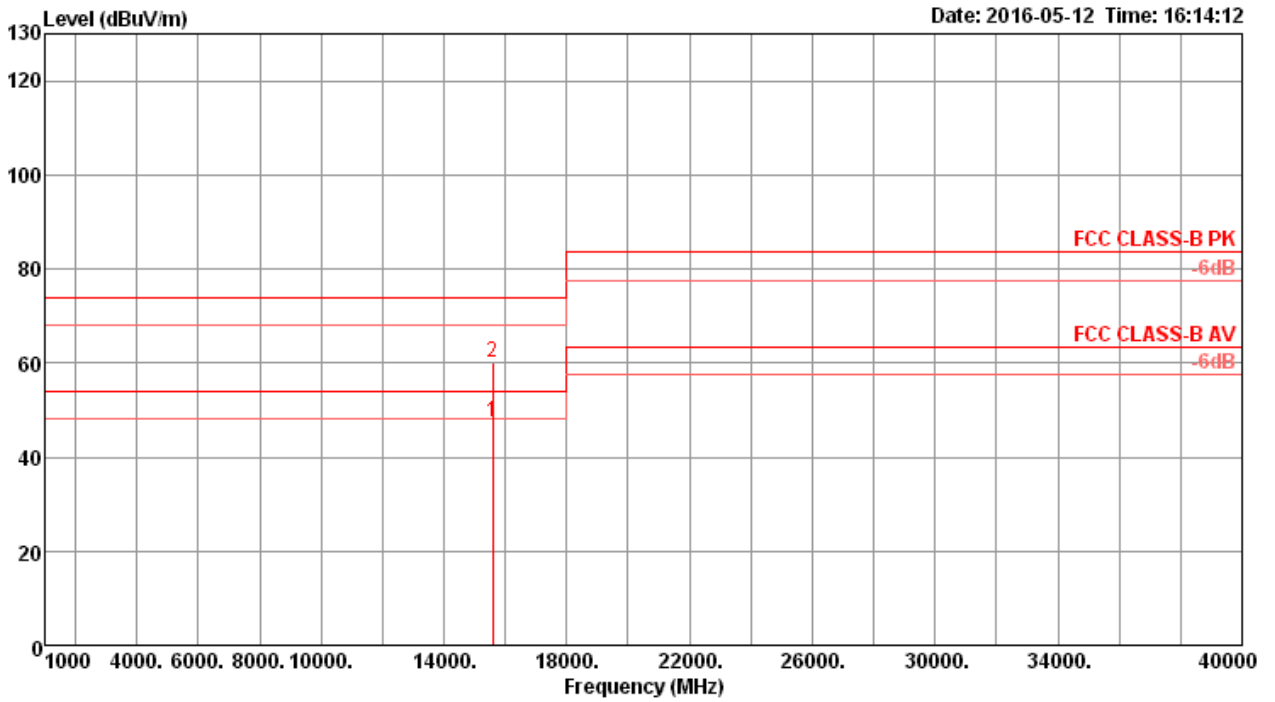
Temperature	22°C	Humidity	56%
Test Engineer	Nyle Chang & Peter Wu & Gary Chu & DK Chang & Eddie Weng & Stim Song & Brain Sun	Configurations	IEEE 802.11a CH 40 / Chain 1 + Chain 2 + Chain 3 + Chain 4
Test Mode	Mode 4		

Horizontal



	Freq	Level	Limit Line	Over Limit	Read Level	Cable Loss	Antenna Factor	Preamp Factor	A/Pos	T/Pos	Remark	PoI/Phase
	MHz	dBuV/m	dBuV/m	dB	dBuV	dB	dB/m	dB	cm	deg		
1	15595.18	44.98	54.00	-9.02	28.40	12.30	38.05	33.77	214	267	Average	HORIZONTAL
2	15602.29	58.68	74.00	-15.32	42.16	12.31	37.98	33.77	214	267	Peak	HORIZONTAL

Vertical

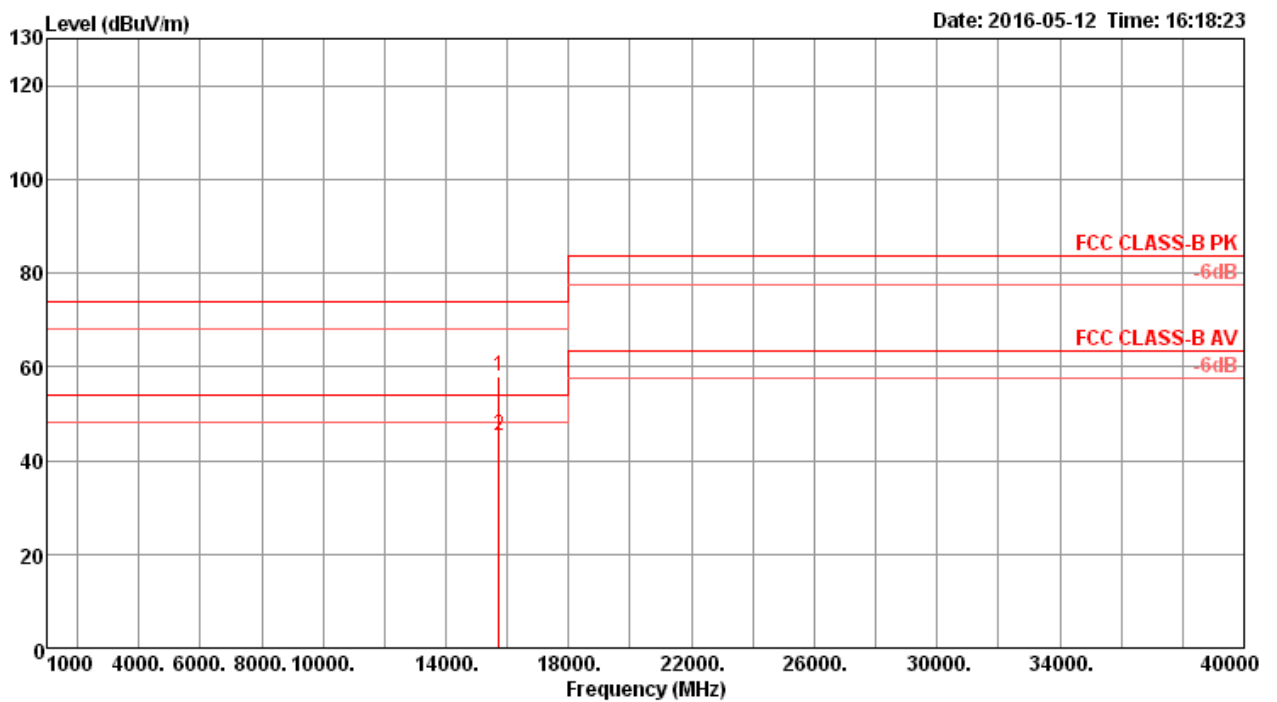


	Freq	Level	Limit	Over	Read	CableAntenna	Preamp	A/Pos	T/Pos	Remark	Pol/Phase	
	MHz	dBuV/m	dBuV/m	dB	dBuV	dB	dB/m	dB	cm	deg		
1	15598.96	47.33	54.00	-6.67	30.75	12.30	38.05	33.77	210	323	Average	VERTICAL
2	15599.04	60.07	74.00	-13.93	43.49	12.30	38.05	33.77	210	323	Peak	VERTICAL



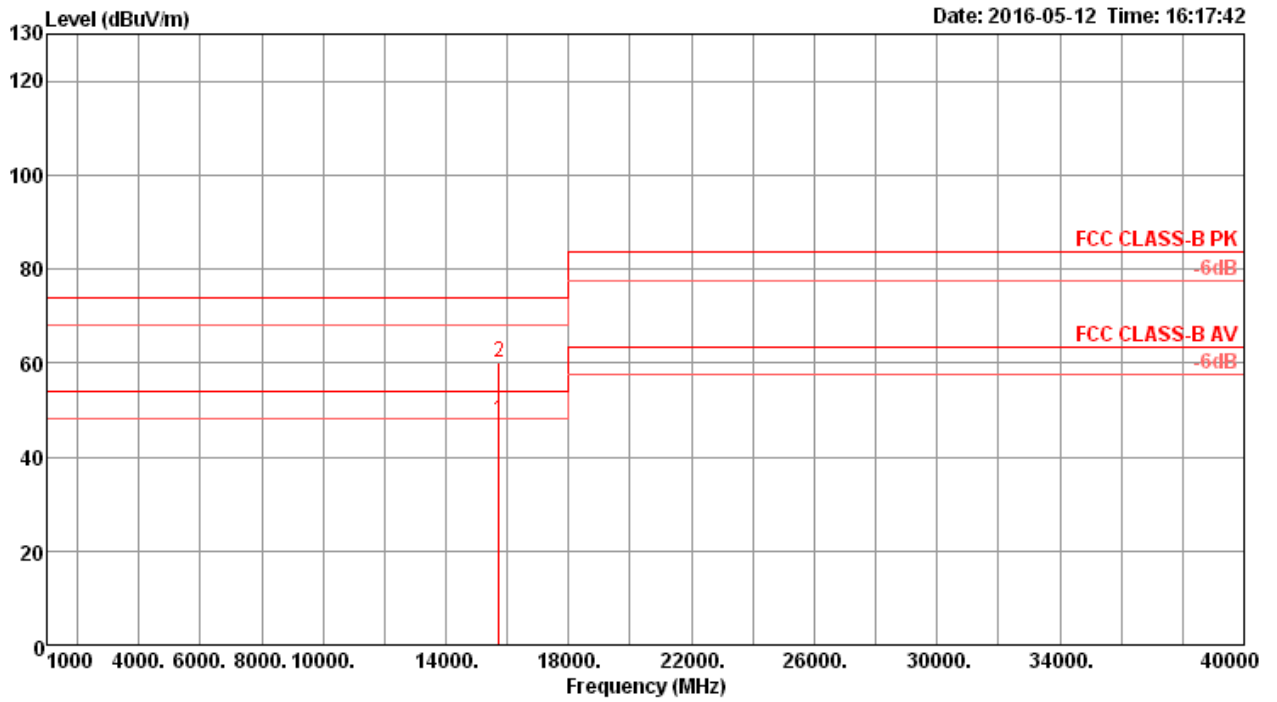
Temperature	22°C	Humidity	56%
Test Engineer	Nyle Chang & Peter Wu & Gary Chu & DK Chang & Eddie Weng & Stim Song & Brain Sun	Configurations	IEEE 802.11a CH 48 / Chain 1 + Chain 2 + Chain 3 + Chain 4
Test Mode	Mode 4		

Horizontal



	Freq	Level	Limit Line	Over Limit	Read Level	CableAntenna Loss	Antenna Factor	Preamp Factor	A/Pos	T/Pos	Remark	PoI/Phase
	MHz	dBuV/m	dBuV/m	dB	dBuV	dB	dB/m	dB	cm	deg		
1	15720.16	58.01	74.00	-15.99	41.74	12.35	37.84	33.92	198	247	Peak	HORIZONTAL
2	15724.28	45.11	54.00	-8.89	28.84	12.35	37.84	33.92	198	247	Average	HORIZONTAL

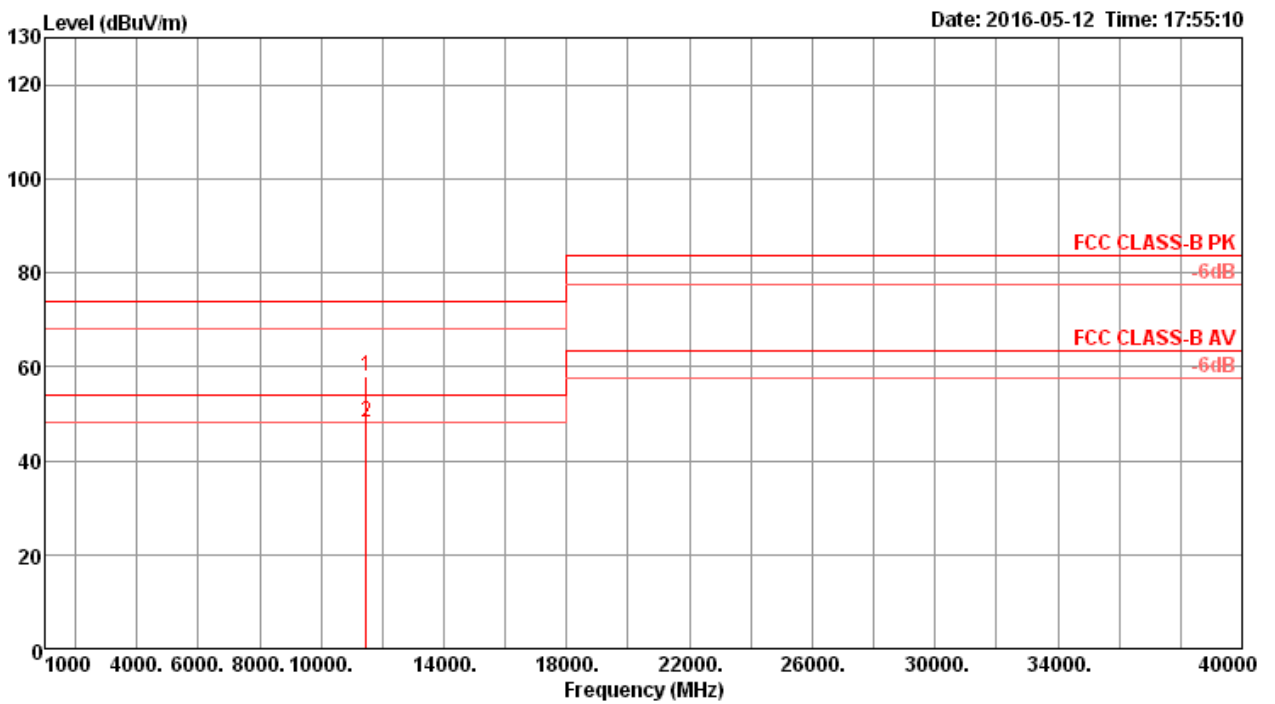
Vertical



	Freq	Level	Limit Line	Over Limit	Read Level	CableAntenna Loss	Preamp Factor	A/Pos	T/Pos	Remark	Pol/Phase	
	MHz	dBuV/m	dBuV/m	dB	dBuV	dB	dB/m	dB	cm	deg		
1	15721.83	47.66	54.00	-6.34	31.39	12.35	37.84	33.92	214	322	Average	VERTICAL
2	15721.89	60.07	74.00	-13.93	43.80	12.35	37.84	33.92	214	322	Peak	VERTICAL

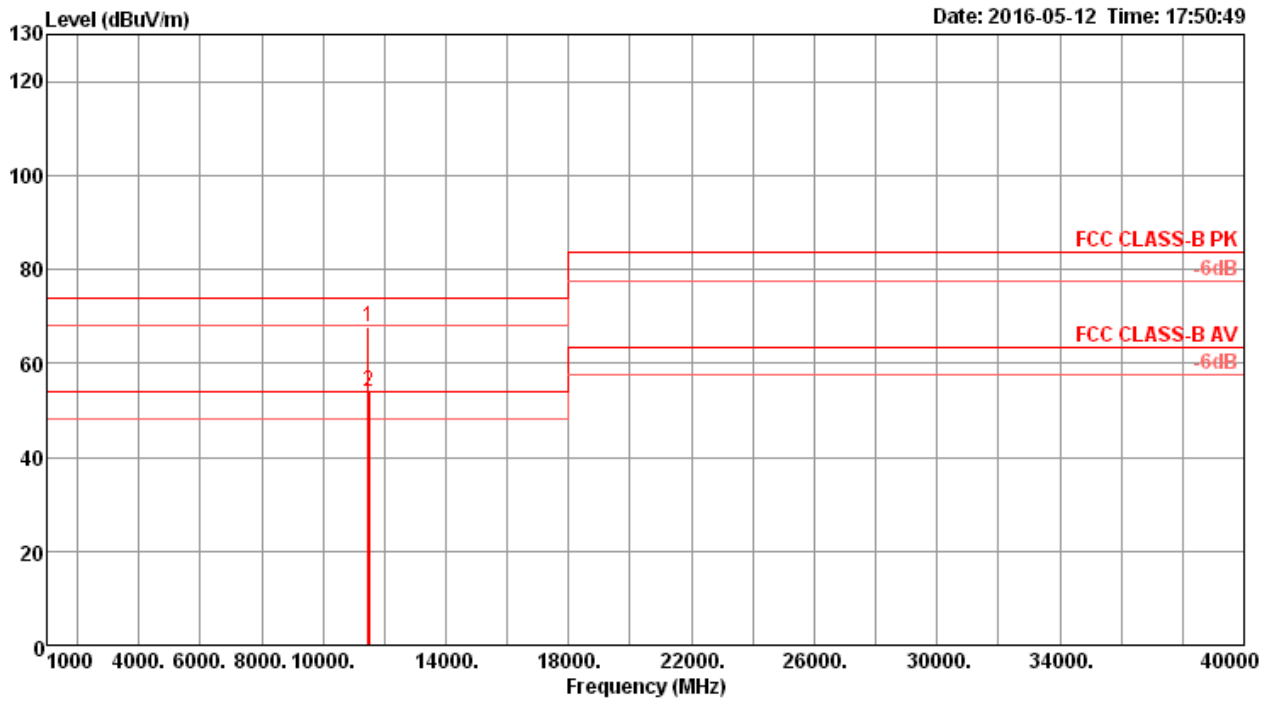
Temperature	22°C	Humidity	56%
Test Engineer	Nyle Chang & Peter Wu & Gary Chu & DK Chang & Eddie Weng & Stim Song & Brain Sun	Configurations	IEEE 802.11a CH 149 / Chain 1 + Chain 2 + Chain 3 + Chain 4
Test Mode	Mode 4		

Horizontal



	Freq	Level	Limit Line	Over Limit	Read Level	CableAntenna Loss	Preamp Factor	Preamp Factor	A/Pos	T/Pos	Remark	Pol/Phase
	MHz	dBuV/m	dBuV/m	dB	dBuV	dB	dB/m	dB	cm	deg		
1	11472.29	57.87	74.00	-16.13	41.43	10.66	39.15	33.37	145	139	Peak	HORIZONTAL
2	11482.55	48.29	54.00	-5.71	31.85	10.66	39.15	33.37	145	139	Average	HORIZONTAL

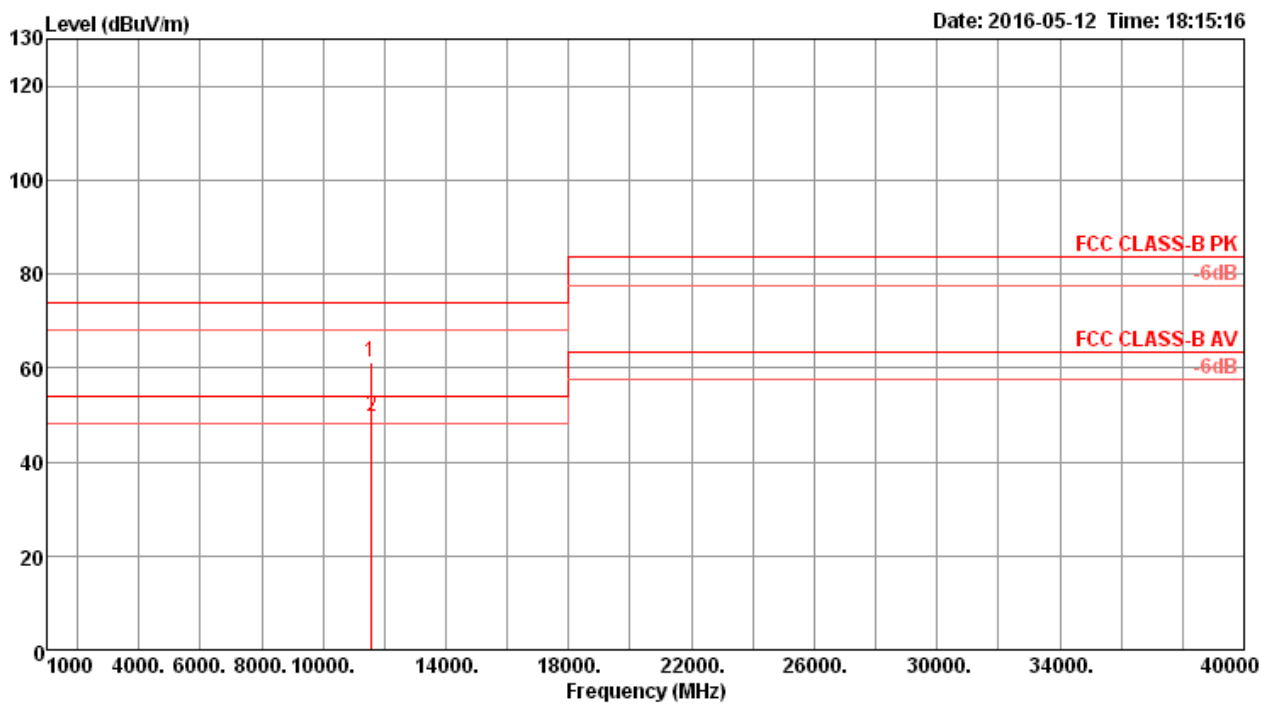
Vertical



	Freq	Level	Limit Line	Over Limit	Read Level	CableAntenna Loss	Preamp Factor	A/Pos	T/Pos	Remark	Pol/Phase	
	MHz	dBuV/m	dBuV/m	dB	dBuV	dB	dB/m	dB	cm	deg		
1	11482.79	67.59	74.00	-6.41	51.15	10.66	39.15	33.37	251	301	Peak	VERTICAL
2	11483.51	53.95	54.00	-0.05	37.51	10.66	39.15	33.37	251	301	Average	VERTICAL

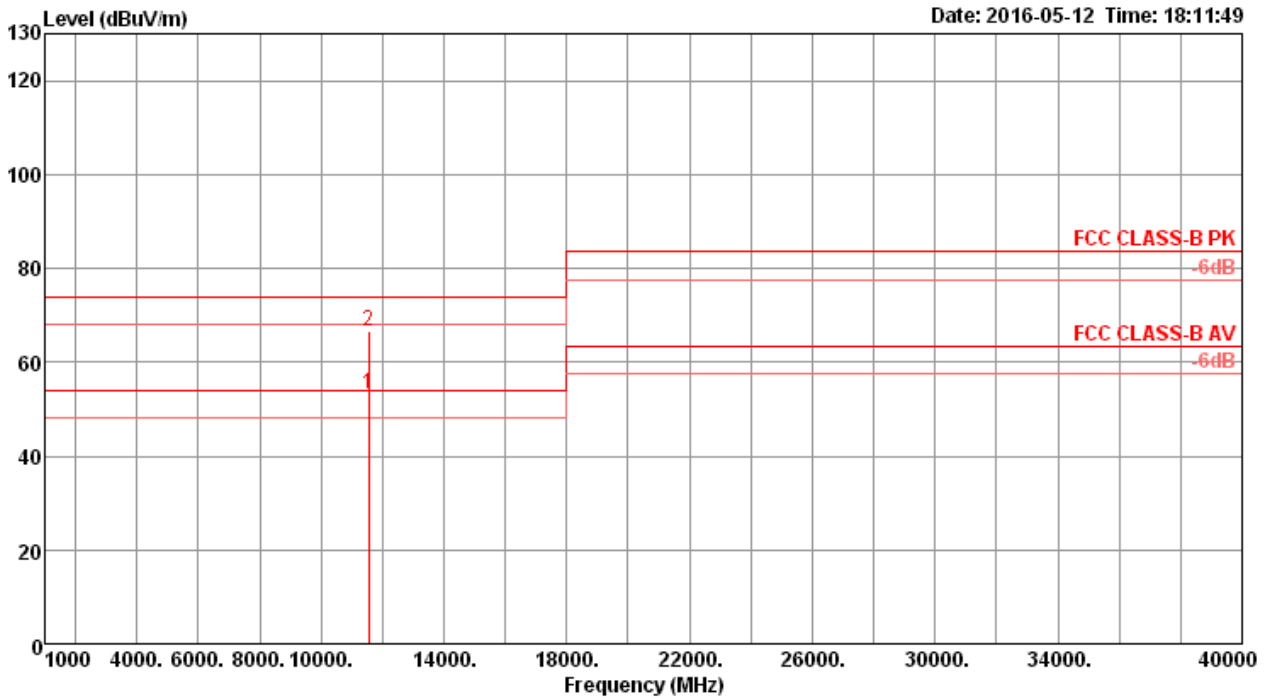
Temperature	22°C	Humidity	56%
Test Engineer	Nyle Chang & Peter Wu & Gary Chu & DK Chang & Eddie Weng & Stim Song & Brain Sun	Configurations	IEEE 802.11a CH 157 / Chain 1 + Chain 2 + Chain 3 + Chain 4
Test Mode	Mode 4		

Horizontal



	Freq	Level	Limit Line	Over Limit	Read Level	CableAntenna Loss	Preamp Factor	Preamp Factor	A/Pos	T/Pos	Remark	Pol/Phase
	MHz	dBuV/m	dBuV/m	dB	dBuV	dB	dB/m	dB	cm	deg		
1	11565.67	61.24	74.00	-12.76	44.75	10.68	39.20	33.39	206	27	Peak	HORIZONTAL
2	11566.63	49.43	54.00	-4.57	32.94	10.68	39.20	33.39	206	27	Average	HORIZONTAL

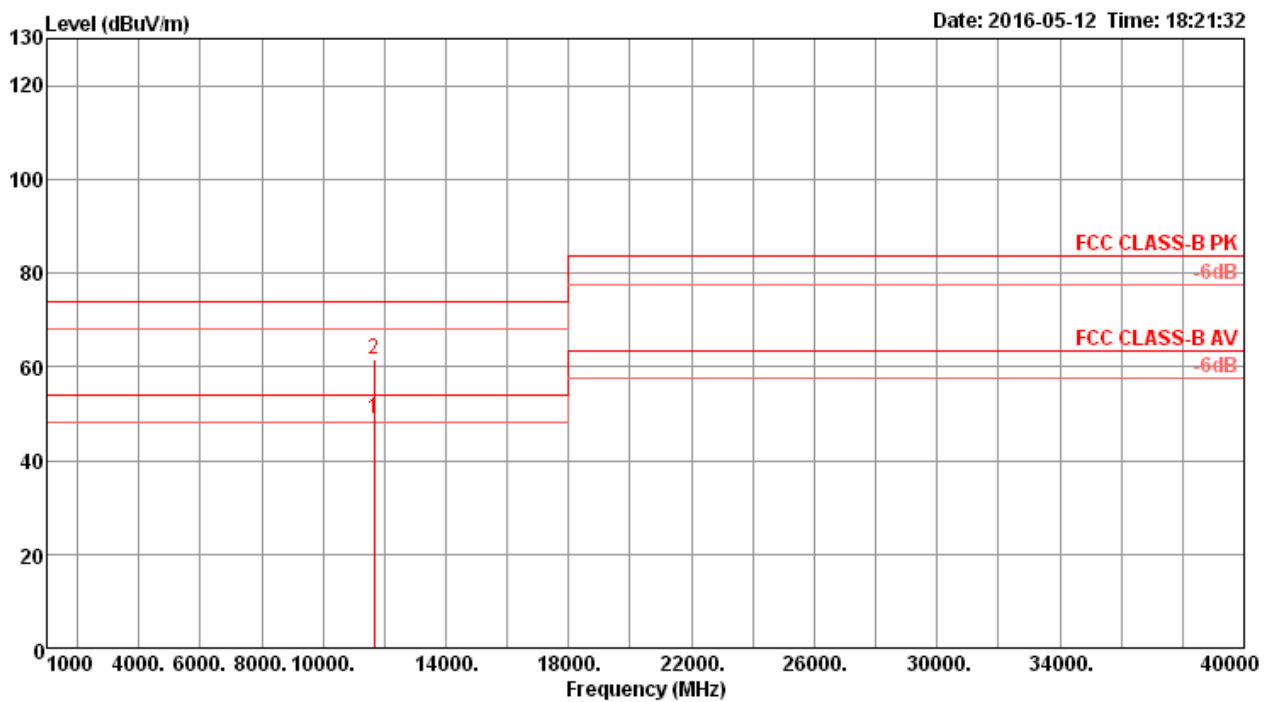
Vertical



	Freq	Level	Limit	Over	Read	CableAntenna	Preamp	A/Pos	T/Pos	Remark	PoI/Phase
	MHz	dBuV/m	dBuV/m	dB	dBuV	dB	dB/m	dB	cm	deg	
1	11563.83	53.23	54.00	-0.77	36.74	10.68	39.20	33.39	208	316 Average	VERTICAL
2	11564.47	66.73	74.00	-7.27	50.24	10.68	39.20	33.39	208	316 Peak	VERTICAL

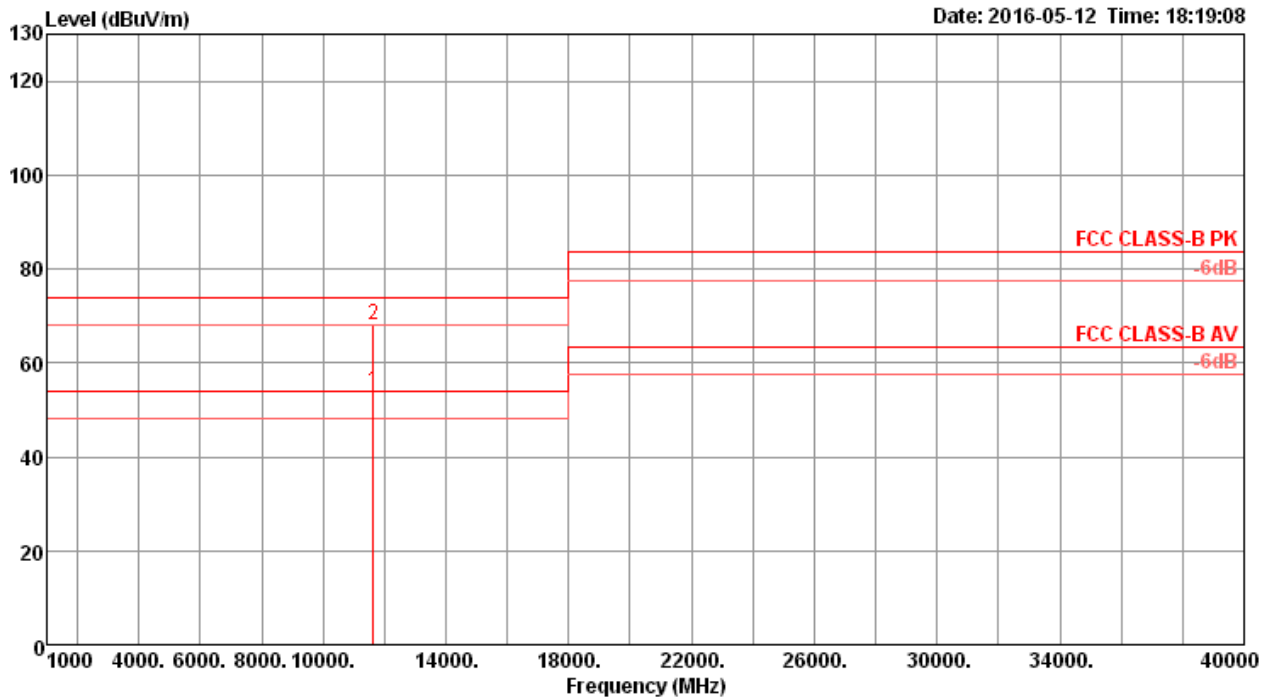
Temperature	22°C	Humidity	56%
Test Engineer	Nyle Chang & Peter Wu & Gary Chu & DK Chang & Eddie Weng & Stim Song & Brain Sun	Configurations	IEEE 802.11a CH 165 / Chain 1 + Chain 2 + Chain 3 + Chain 4
Test Mode	Mode 4		

Horizontal



	Freq	Level	Limit Line	Over Limit	Read Level	Cable Loss	Antenna Factor	Preamp Factor	A/Pos	T/Pos	Remark	PoI/Phase
	MHz	dBuV/m	dBuV/m	dB	dBuV	dB	dB/m	dB	cm	deg		
1	11652.64	48.89	54.00	-5.11	32.41	10.69	39.20	33.41	211	25	Average	HORIZONTAL
2	11654.89	61.45	74.00	-12.55	44.97	10.69	39.20	33.41	211	25	Peak	HORIZONTAL

Vertical

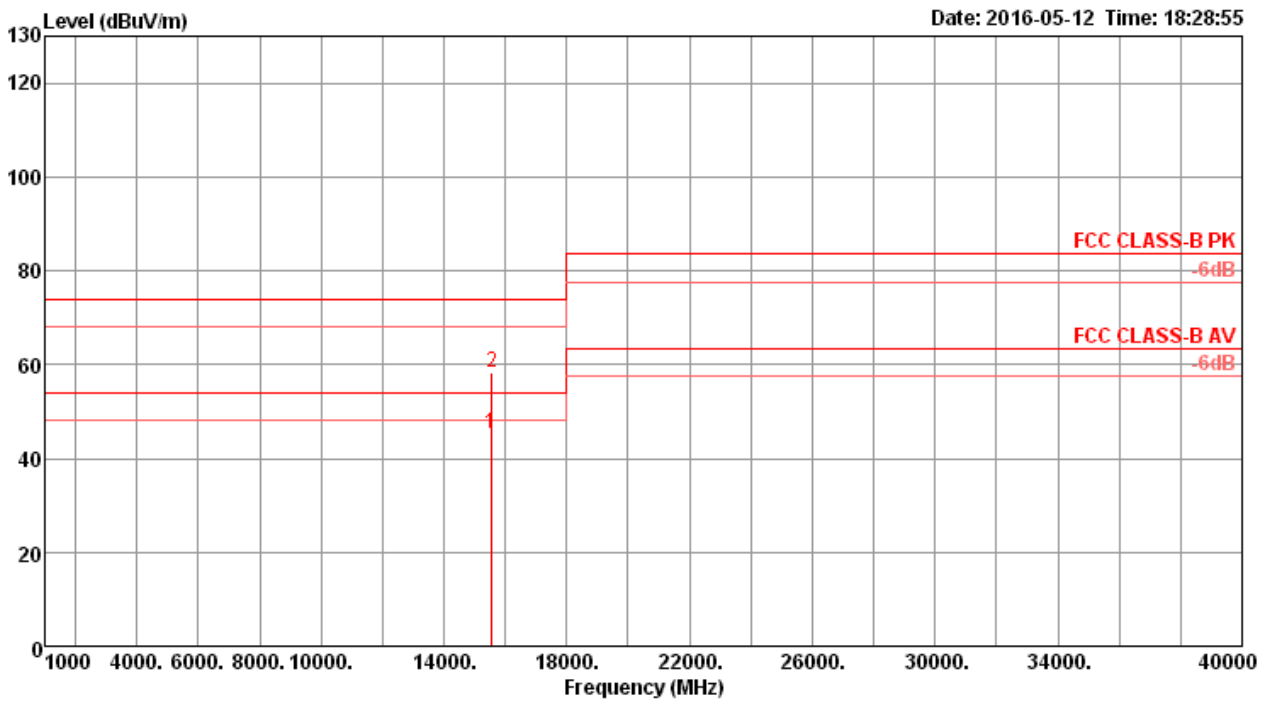


	Freq	Level	Limit	Over	Read	CableAntenna	Preamp	A/Pos	T/Pos	Remark	Pol/Phase	
	MHz	dBuV/m	dBuV/m	dB	dBuV	dB	dB/m	dB	cm	deg		
1	11643.83	53.96	54.00	-0.04	37.48	10.69	39.20	33.41	202	315	Average	VERTICAL
2	11644.23	68.15	74.00	-5.85	51.67	10.69	39.20	33.41	202	315	Peak	VERTICAL



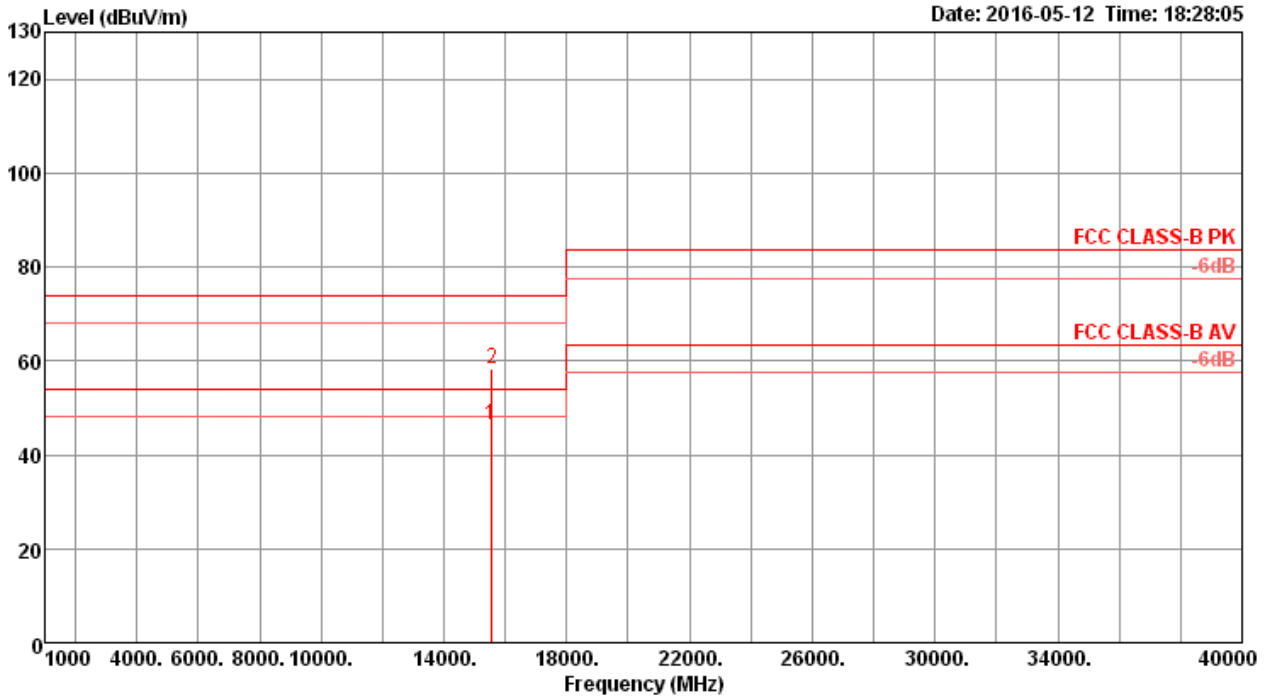
Temperature	22°C	Humidity	56%
Test Engineer	Nyle Chang & Peter Wu & Gary Chu & DK Chang & Eddie Weng & Stim Song & Brain Sun	Configurations	IEEE 802.11ac MCS0/Nss1 VHT20 CH 36 / Chain 1 + Chain 2 + Chain 3 + Chain 4
Test Mode	Mode 4		

Horizontal



	Freq	Level	Limit Line	Over Limit	Read Level	CableAntenna Loss	Antenna Factor	Preamp Factor	A/Pos	T/Pos	Remark	PoI/Phase
	MHz	dBuV/m	dBuV/m	dB	dBuV	dB	dB/m	dB	cm	deg		
1	15537.84	45.34	54.00	-8.66	28.66	12.28	38.13	33.73	186	82	Average	HORIZONTAL
2	15563.72	58.20	74.00	-15.80	41.62	12.30	38.05	33.77	186	82	Peak	HORIZONTAL

Vertical

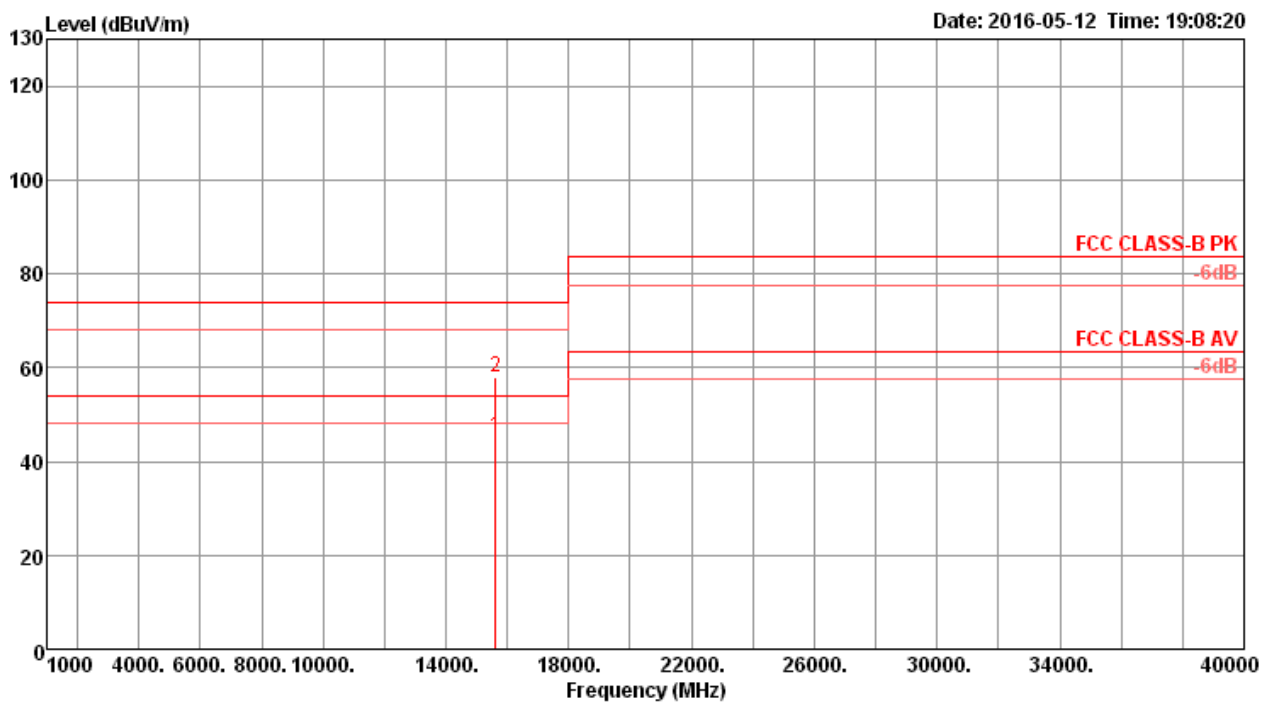


	Freq	Level	Limit	Over	Read	CableAntenna	Preamp	A/Pos	T/Pos	Remark	Pol/Phase
	MHz	dBuV/m	dBuV/m	dB	dBuV	dB	dB/m	dB	cm	deg	
1	15537.44	46.32	54.00	-7.68	29.64	12.28	38.13	33.73	174	25 Average	VERTICAL
2	15560.35	58.27	74.00	-15.73	41.69	12.30	38.05	33.77	174	25 Peak	VERTICAL



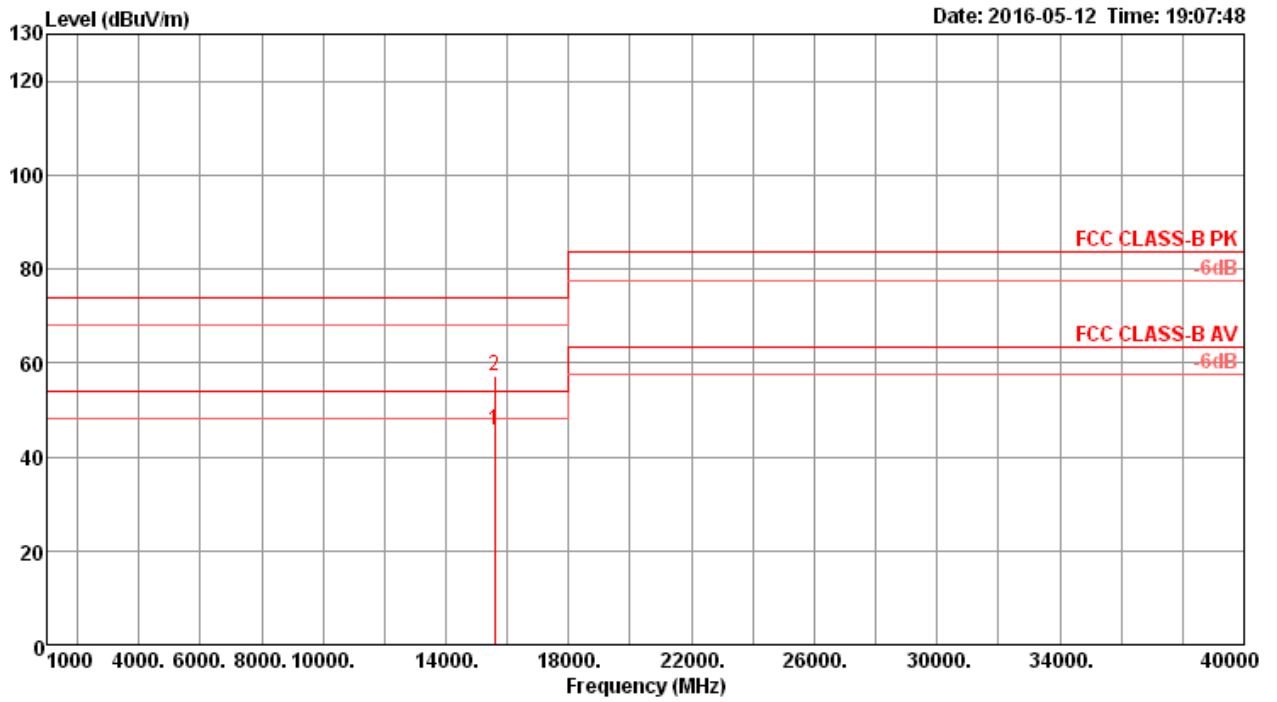
Temperature	22°C	Humidity	56%
Test Engineer	Nyle Chang & Peter Wu & Gary Chu & DK Chang & Eddie Weng & Stim Song & Brain Sun	Configurations	IEEE 802.11ac MCS0/Nss1 VHT20 CH 40 / Chain 1 + Chain 2 + Chain 3 + Chain 4
Test Mode	Mode 4		

Horizontal



	Freq	Level	Limit Line	Over Limit	Read Level	CableAntenna Loss	Antenna Factor	Preamp Factor	A/Pos	T/Pos	Remark	PoI/Phase
	MHz	dBuV/m	dBuV/m	dB	dBuV	dB	dB/m	dB	cm	deg		
1	15604.73	45.27	54.00	-8.73	28.75	12.31	37.98	33.77	195	243	Average	HORIZONTAL
2	15610.34	57.77	74.00	-16.23	41.30	12.31	37.98	33.82	195	243	Peak	HORIZONTAL

Vertical

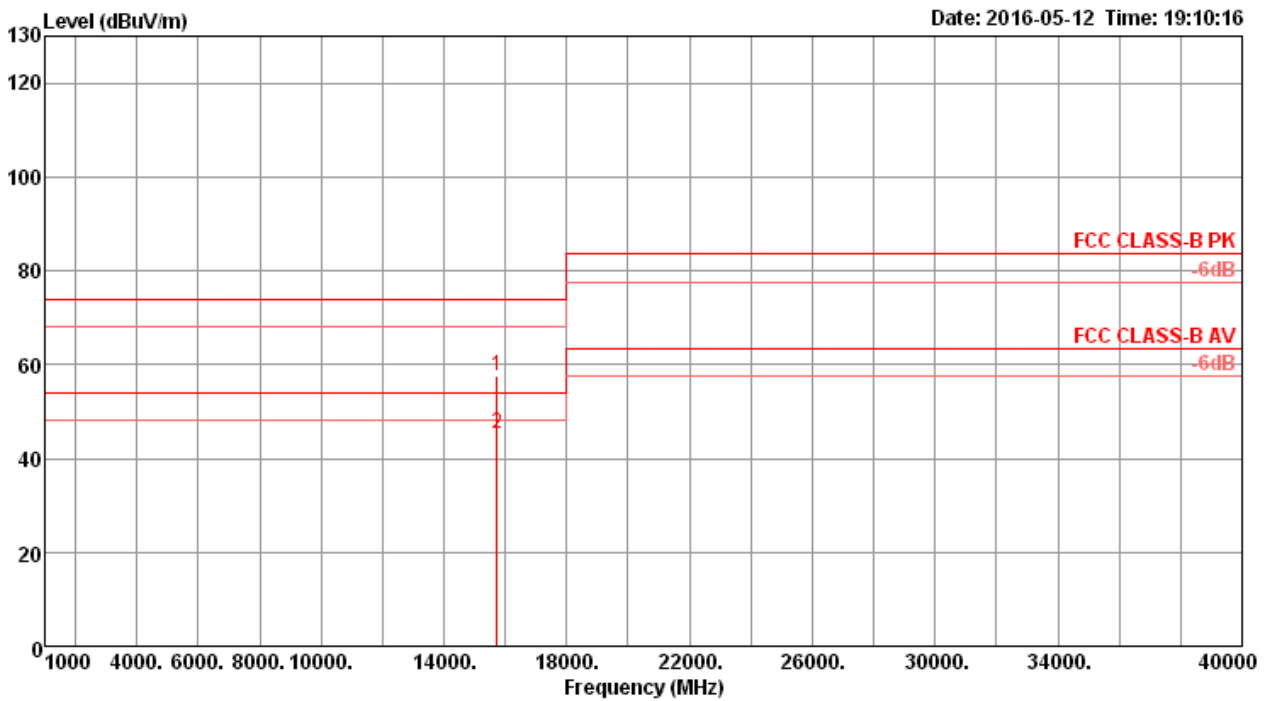


	-----	Limit	Over	Read	CableAntenna	Preamp	A/Pos	T/Pos		
	Freq	Line	Limit	Level	Loss	Factor	Factor		Remark	Pol/Phase
	MHz	dBuV/m	dB	dBuV	dB	dB/m	dB	cm	deg	
1	15585.26	54.00	-8.22	29.20	12.30	38.05	33.77	217	195 Average	VERTICAL
2	15602.00	74.00	-16.68	40.80	12.31	37.98	33.77	217	195 Peak	VERTICAL



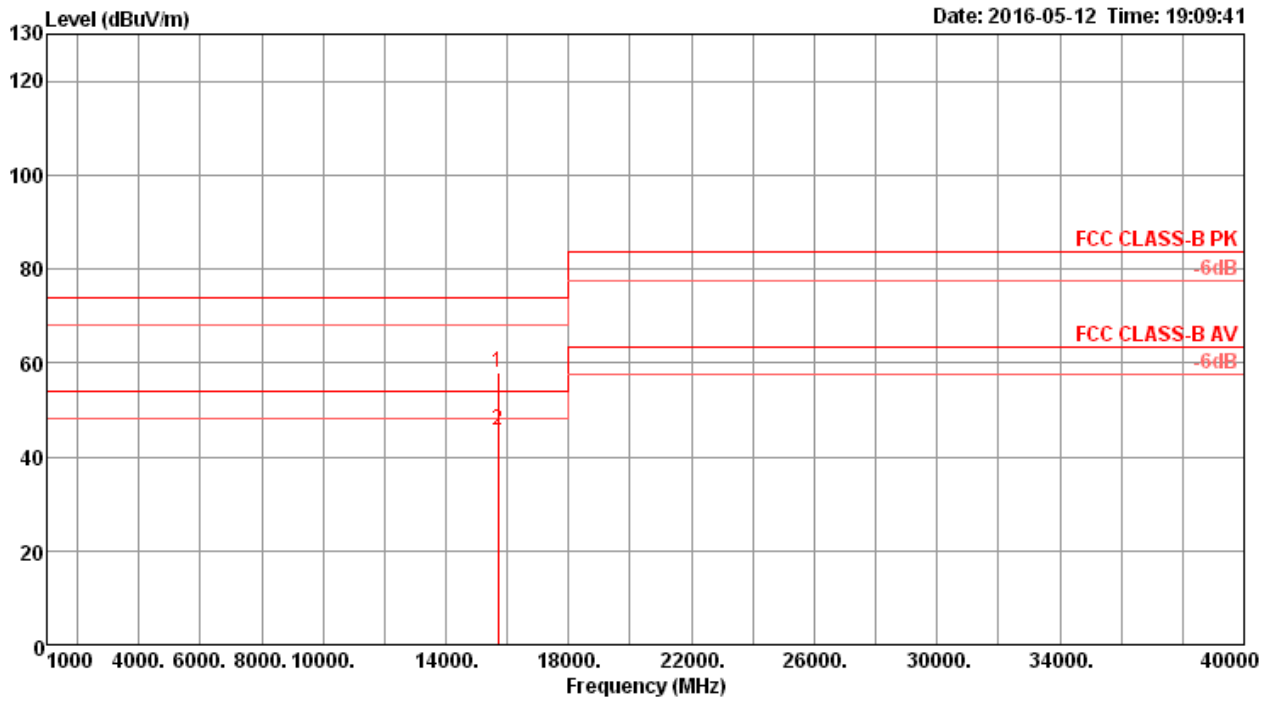
Temperature	22°C	Humidity	56%
Test Engineer	Nyle Chang & Peter Wu & Gary Chu & DK Chang & Eddie Weng & Stim Song & Brain Sun	Configurations	IEEE 802.11ac MCS0/Nss1 VHT20 CH 48 / Chain 1 + Chain 2 + Chain 3 + Chain 4
Test Mode	Mode 4		

Horizontal



	Freq	Level	Limit Line	Over Limit	Read Level	CableAntenna Loss	Preamp Factor	A/Pos	T/Pos	Remark	PoI/Phase	
	MHz	dBuV/m	dBuV/m	dB	dBuV	dB	dB/m	dB	cm	deg		
1	15720.80	57.75	74.00	-16.25	41.48	12.35	37.84	33.92	177	332	Peak	HORIZONTAL
2	15731.14	45.20	54.00	-8.80	28.93	12.35	37.84	33.92	177	332	Average	HORIZONTAL

Vertical

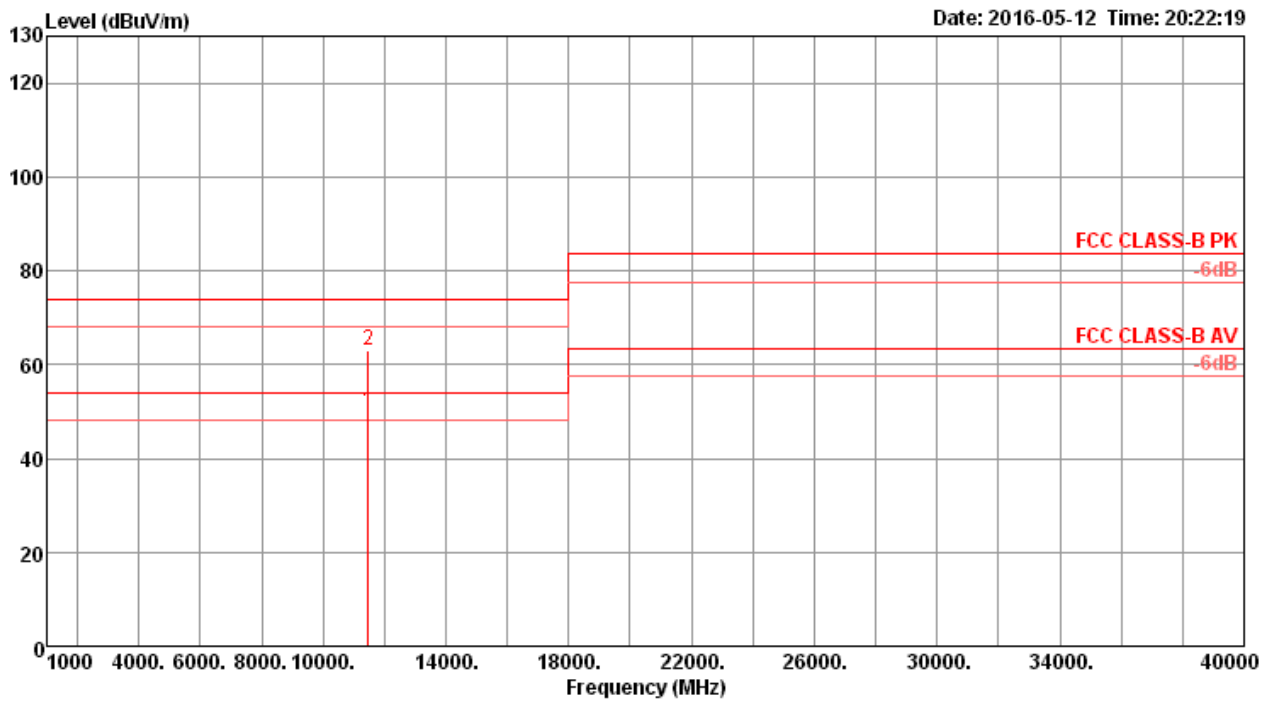


	Freq	Level	Limit	Over	Read	Cable	Antenna	Preamp	A/Pos	T/Pos	Remark	Pol/Phase
	MHz	dBuV/m	dBuV/m	dB	dBuV	dB	dB/m	dB	cm	deg		
1	15701.09	58.10	74.00	-15.90	41.78	12.35	37.84	33.87	183	297	Peak	VERTICAL
2	15710.22	45.56	54.00	-8.44	29.24	12.35	37.84	33.87	183	297	Average	VERTICAL



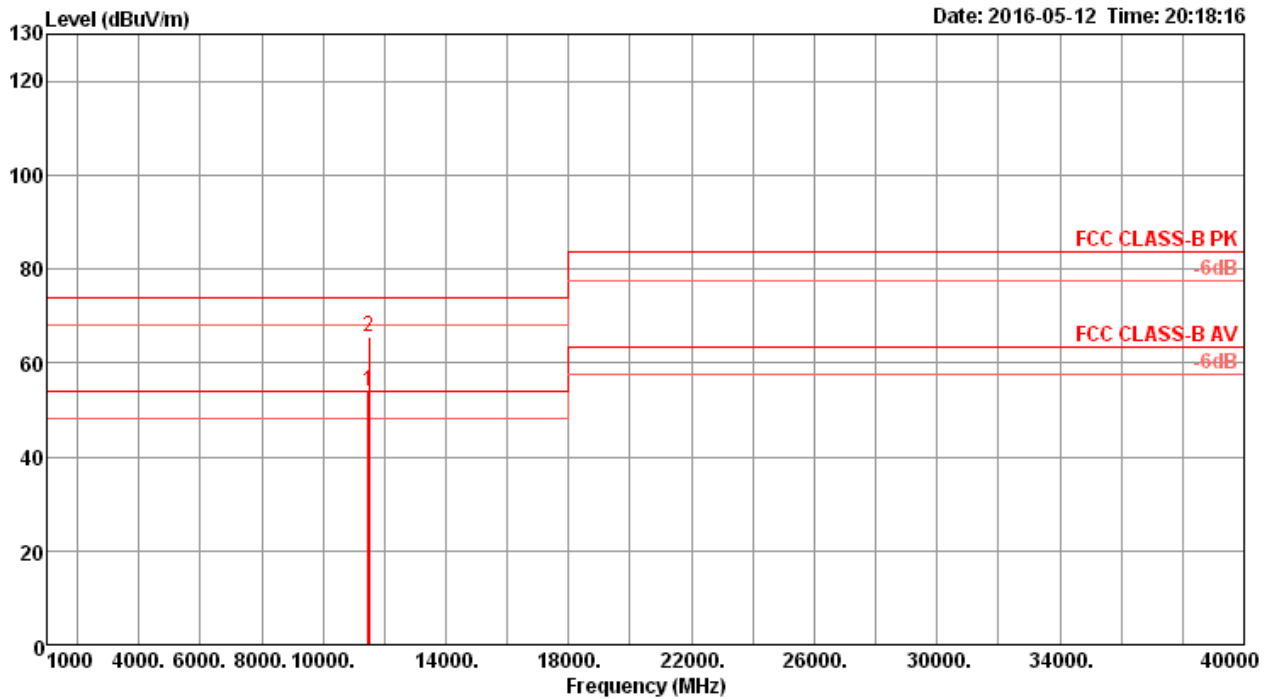
Temperature	22°C	Humidity	56%
Test Engineer	Nyle Chang & Peter Wu & Gary Chu & DK Chang & Eddie Weng & Stim Song & Brain Sun	Configurations	IEEE 802.11ac MCS0/Nss1 VHT20 CH 149 / Chain 1 + Chain 2 + Chain 3 + Chain 4
Test Mode	Mode 4		

Horizontal



	Freq	Level	Limit	Over	Read	CableAntenna	Preamp	A/Pos	T/Pos	Remark	PoI/Phase
	MHz	dBuV/m	dBuV/m	dB	dBuV	dB	dB/m	dB	cm	deg	
1	11480.63	50.02	54.00	-3.98	33.58	10.66	39.15	33.37	189	17 Average	HORIZONTAL
2	11481.27	63.05	74.00	-10.95	46.61	10.66	39.15	33.37	189	17 Peak	HORIZONTAL

Vertical

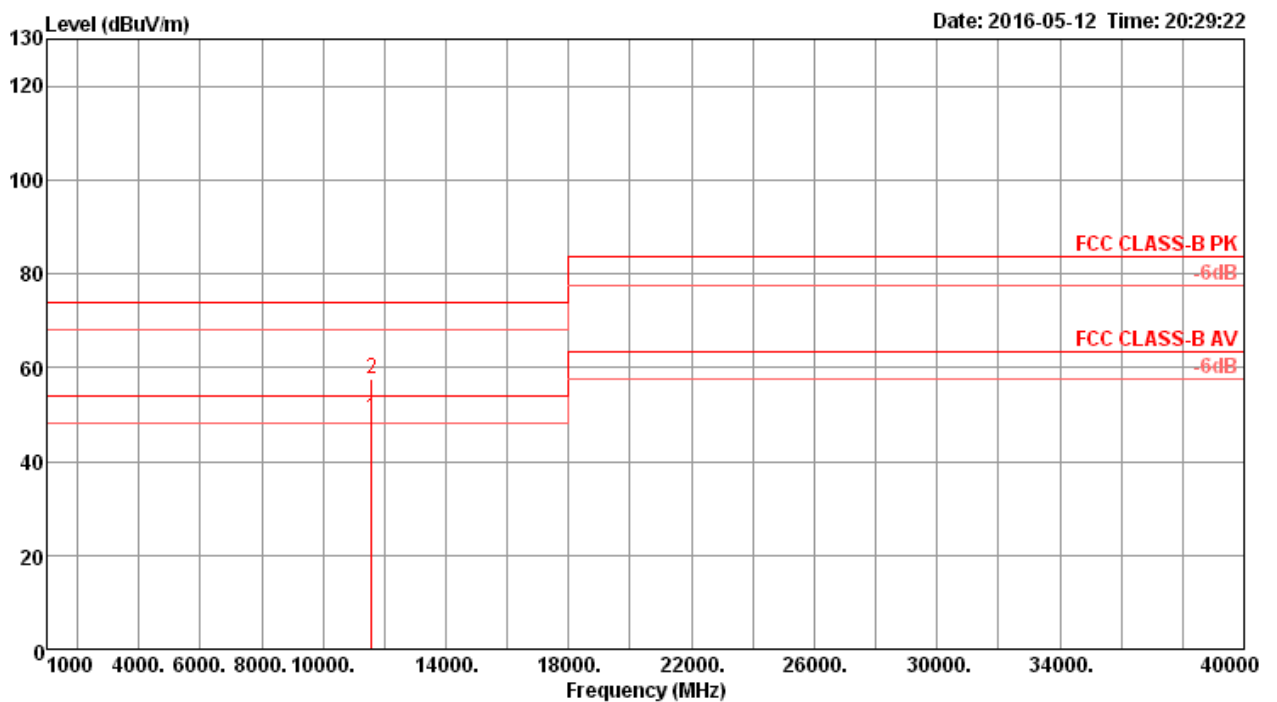


	Freq	Level	Limit	Over	Read	CableAntenna	Preamp	A/Pos	T/Pos	Remark	Pol/Phase
	MHz	dBuV/m	dBuV/m	dB	dBuV	dB	dB/m	dB	cm	deg	
1	11482.87	53.79	54.00	-0.21	37.35	10.66	39.15	33.37	195	322 Average	VERTICAL
2	11483.99	65.38	74.00	-8.62	48.89	10.66	39.20	33.37	195	322 Peak	VERTICAL



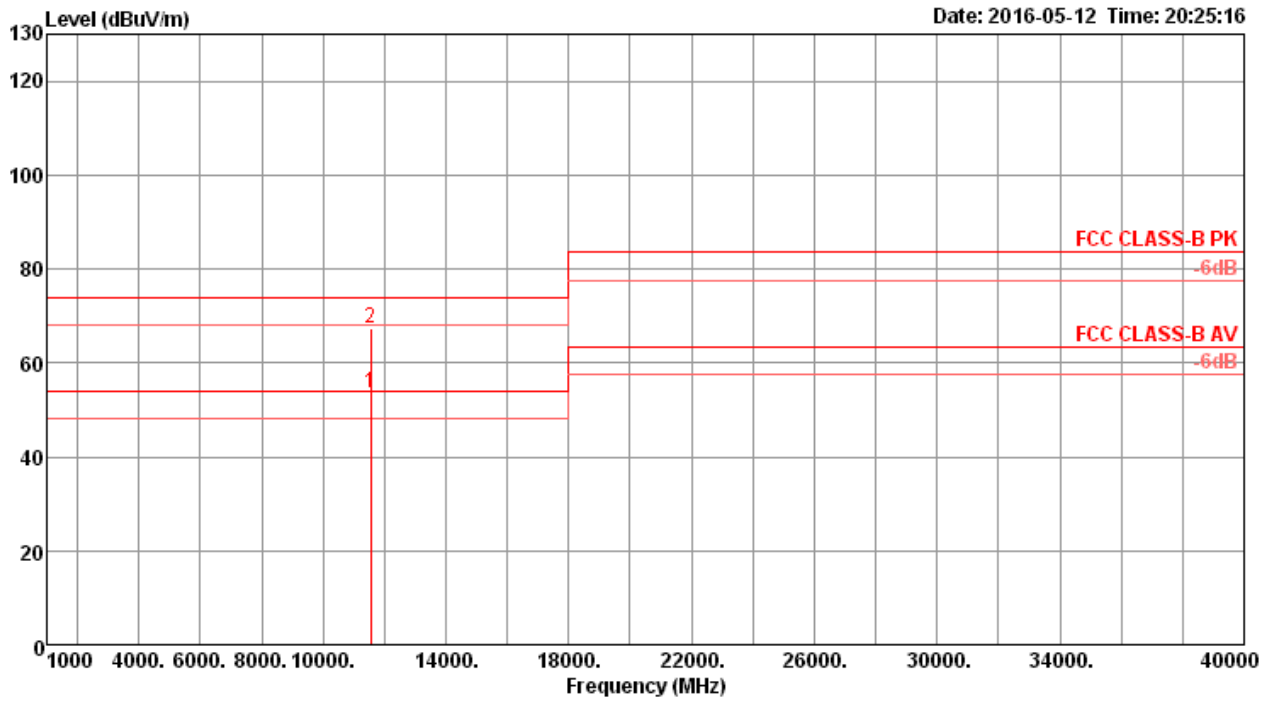
Temperature	22°C	Humidity	56%
Test Engineer	Nyle Chang & Peter Wu & Gary Chu & DK Chang & Eddie Weng & Stim Song & Brain Sun	Configurations	IEEE 802.11ac MCS0/Nss1 VHT20 CH 157 / Chain 1 + Chain 2 + Chain 3 + Chain 4
Test Mode	Mode 4		

Horizontal



	Freq	Level	Limit Line	Over Limit	Read Level	CableAntenna Loss	Preamp Factor	Preamp Factor	A/Pos	T/Pos	Remark	PoI/Phase
	MHz	dBuV/m	dBuV/m	dB	dBuV	dB	dB/m	dB	cm	deg		
1	11566.47	49.35	54.00	-4.65	32.86	10.68	39.20	33.39	189	37	Average	HORIZONTAL
2	11578.01	57.53	74.00	-16.47	41.04	10.68	39.20	33.39	189	37	Peak	HORIZONTAL

Vertical

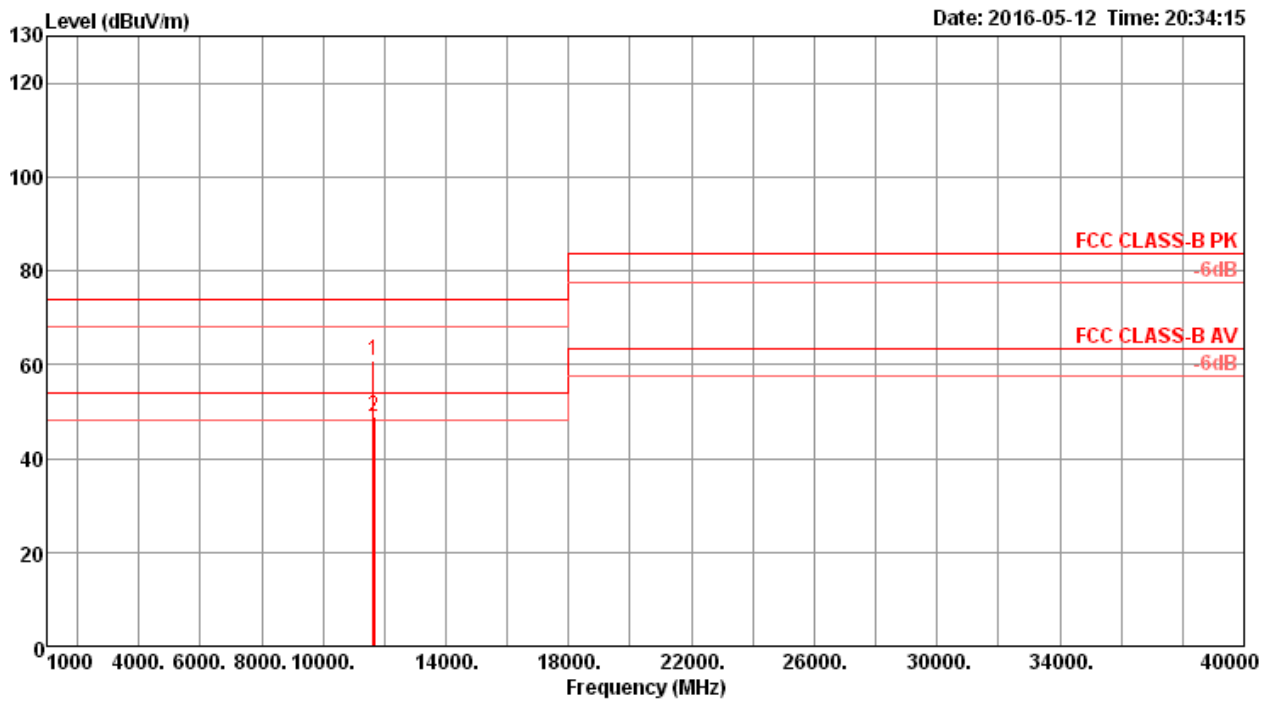


	Freq	Level	Limit	Over	Read	CableAntenna	Preamp	A/Pos	T/Pos	Remark	Pol/Phase	
	MHz	dBuV/m	dBuV/m	dB	dBuV	dB	dB/m	dB	cm	deg		
1	11563.43	53.45	54.00	-0.55	36.96	10.68	39.20	33.39	208	313	Average	VERTICAL
2	11563.83	67.32	74.00	-6.68	50.83	10.68	39.20	33.39	208	313	Peak	VERTICAL



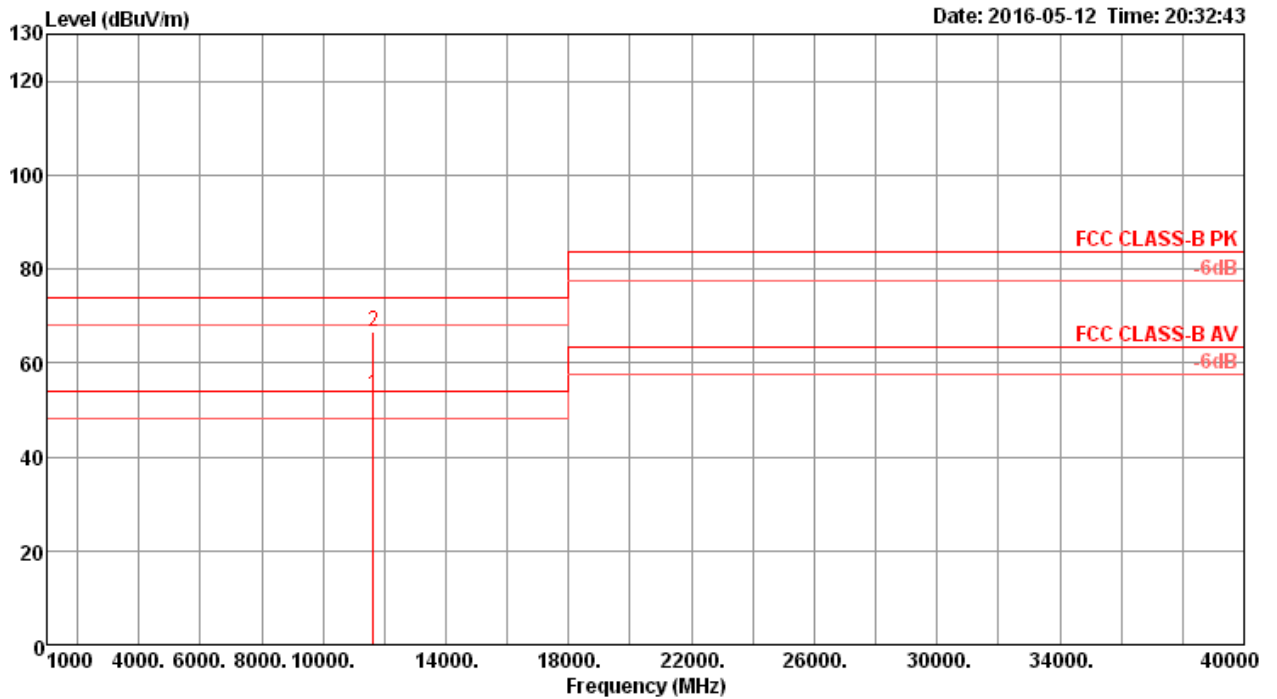
Temperature	22°C	Humidity	56%
Test Engineer	Nyle Chang & Peter Wu & Gary Chu & DK Chang & Eddie Weng & Stim Song & Brain Sun	Configurations	IEEE 802.11ac MCS0/Nss1 VHT20 CH 165 / Chain 1 + Chain 2 + Chain 3 + Chain 4
Test Mode	Mode 4		

Horizontal



	Freq	Level	Limit Line	Over Limit	Read Level	CableAntenna Loss	Preamp Factor	A/Pos	T/Pos	Remark	PoI/Phase	
	MHz	dBuV/m	dBuV/m	dB	dBuV	dB	dB/m	dB	cm	deg		
1	11648.08	60.85	74.00	-13.15	44.37	10.69	39.20	33.41	210	21	Peak	HORIZONTAL
2	11653.61	48.99	54.00	-5.01	32.51	10.69	39.20	33.41	210	21	Average	HORIZONTAL

Vertical

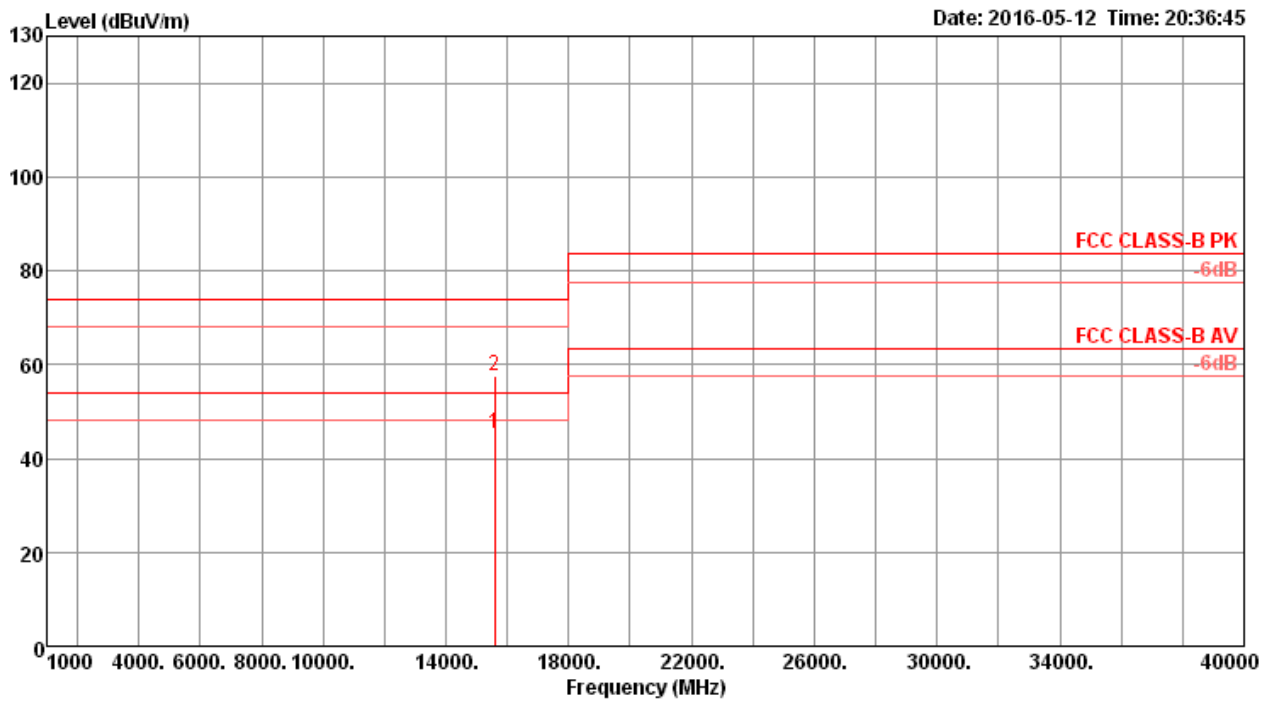


	Freq	Level	Limit	Over	Read	CableAntenna	Preamp	A/Pos	T/Pos	Remark	Pol/Phase	
	MHz	dBuV/m	dBuV/m	dB	dBuV	dB	dB/m	dB	cm	deg		
1	11643.43	53.27	54.00	-0.73	36.79	10.69	39.20	33.41	206	321	Average	VERTICAL
2	11644.15	66.73	74.00	-7.27	50.25	10.69	39.20	33.41	206	321	Peak	VERTICAL



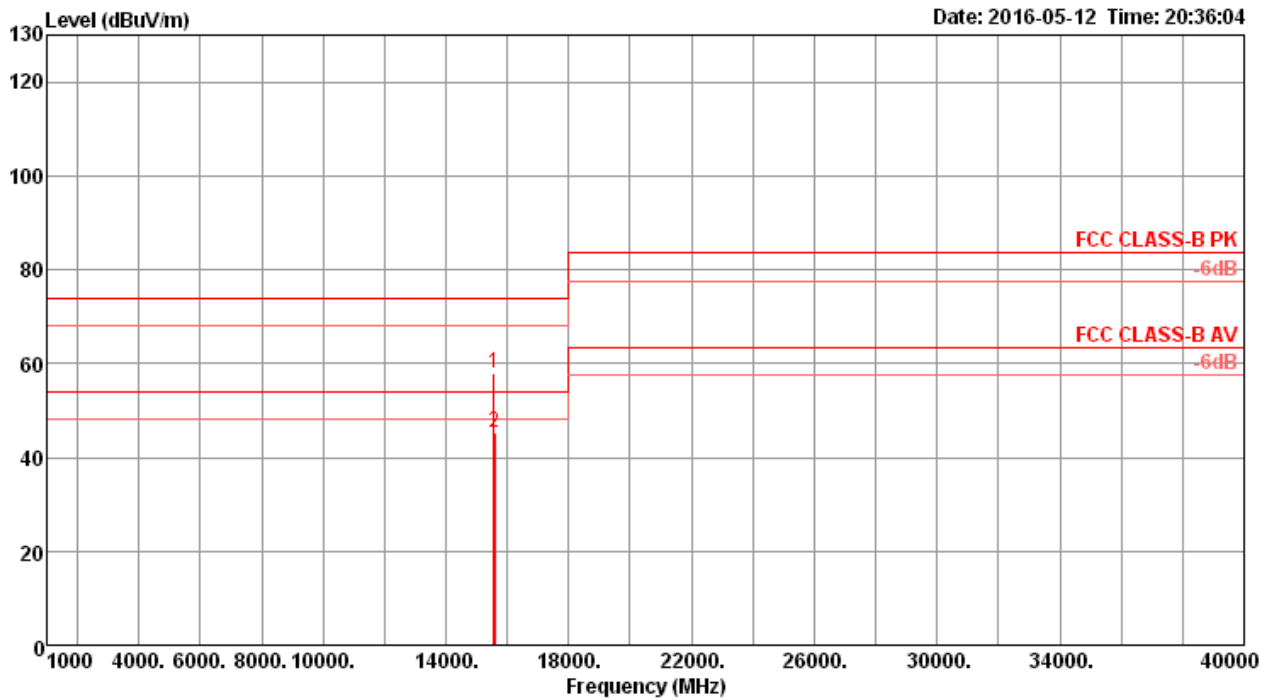
Temperature	22°C	Humidity	56%
Test Engineer	Nyle Chang & Peter Wu & Gary Chu & DK Chang & Eddie Weng & Stim Song & Brain Sun	Configurations	IEEE 802.11ac MCS0/Nss1 VHT40 CH 38 / Chain 1 + Chain 2 + Chain 3 + Chain 4
Test Mode	Mode 4		

Horizontal



	Freq	Level	Limit Line	Over Limit	Read Level	CableAntenna Loss	Antenna Factor	Preamp Factor	A/Pos	T/Pos	Remark	PoI/Phase
	MHz	dBuV/m	dBuV/m	dB	dBuV	dB	dB/m	dB	cm	deg		
1	15587.55	45.13	54.00	-8.87	28.55	12.30	38.05	33.77	188	100	Average	HORIZONTAL
2	15590.11	57.73	74.00	-16.27	41.15	12.30	38.05	33.77	188	100	Peak	HORIZONTAL

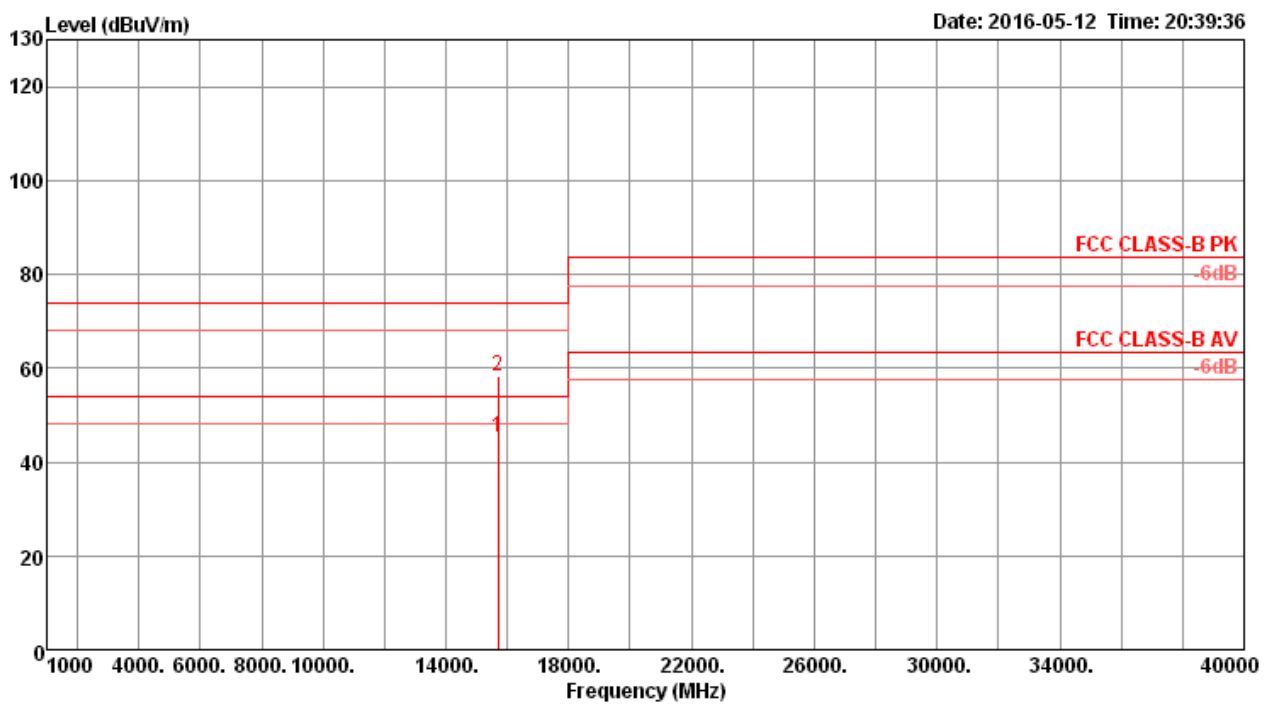
Vertical



	Freq	Level	Limit Line	Over Limit	Read Level	CableAntenna Loss	Antenna Factor	Preamp Factor	A/Pos	T/Pos	Remark	Pol/Phase
	MHz	dBuV/m	dBuV/m	dB	dBuV	dB	dB/m	dB	cm	deg		
1	15571.20	57.88	74.00	-16.12	41.30	12.30	38.05	33.77	205	60	Peak	VERTICAL
2	15587.55	45.28	54.00	-8.72	28.70	12.30	38.05	33.77	205	60	Average	VERTICAL

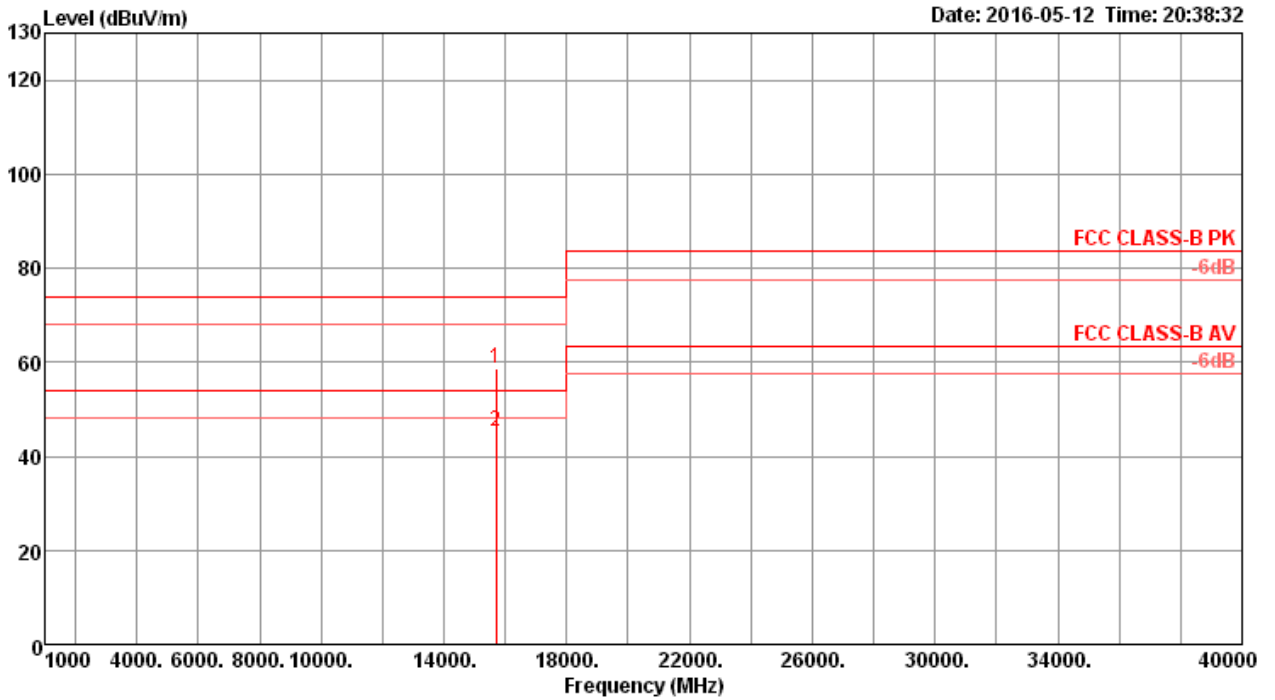
Temperature	22°C	Humidity	56%
Test Engineer	Nyle Chang & Peter Wu & Gary Chu & DK Chang & Eddie Weng & Stim Song & Brain Sun	Configurations	IEEE 802.11ac MCS0/Nss1 VHT40 CH 46 / Chain 1 + Chain 2 + Chain 3 + Chain 4
Test Mode	Mode 4		

Horizontal



	Freq	Level	Limit Line	Over Limit	Read Level	CableAntenna Loss	Preamp Factor	Preamp Factor	A/Pos	T/Pos	Remark	PoI/Phase
	MHz	dBuV/m	dBuV/m	dB	dBuV	dB	dB/m	dB	cm	deg		
1	15702.50	45.17	54.00	-8.83	28.85	12.35	37.84	33.87	172	184	Average	HORIZONTAL
2	15706.51	58.36	74.00	-15.64	42.04	12.35	37.84	33.87	172	184	Peak	HORIZONTAL

Vertical

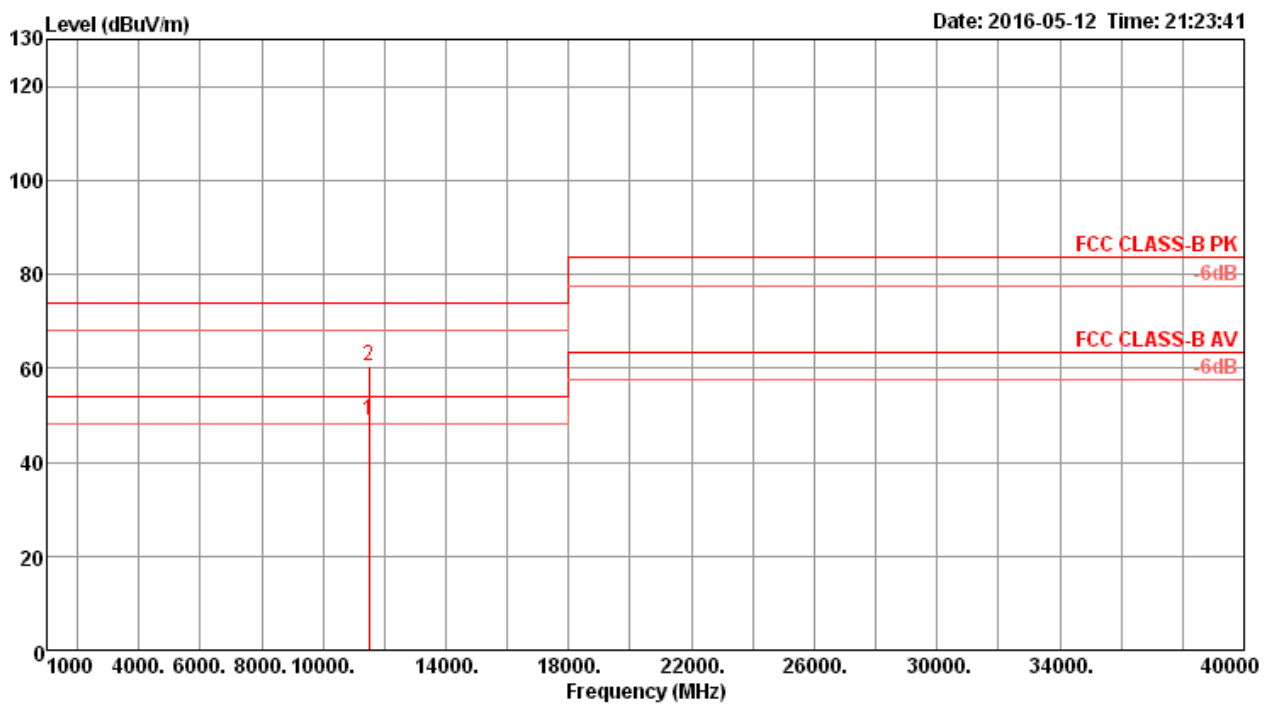


	Freq	Level	Limit	Over	Read	CableAntenna	Preamp	A/Pos	T/Pos	Remark	Pol/Phase
	MHz	dBuV/m	dBuV/m	dB	dBuV	dB	dB/m	dB	cm	deg	
1	15699.29	58.53	74.00	-15.47	42.21	12.35	37.84	33.87	194	130 Peak	VERTICAL
2	15700.58	45.34	54.00	-8.66	29.02	12.35	37.84	33.87	194	130 Average	VERTICAL



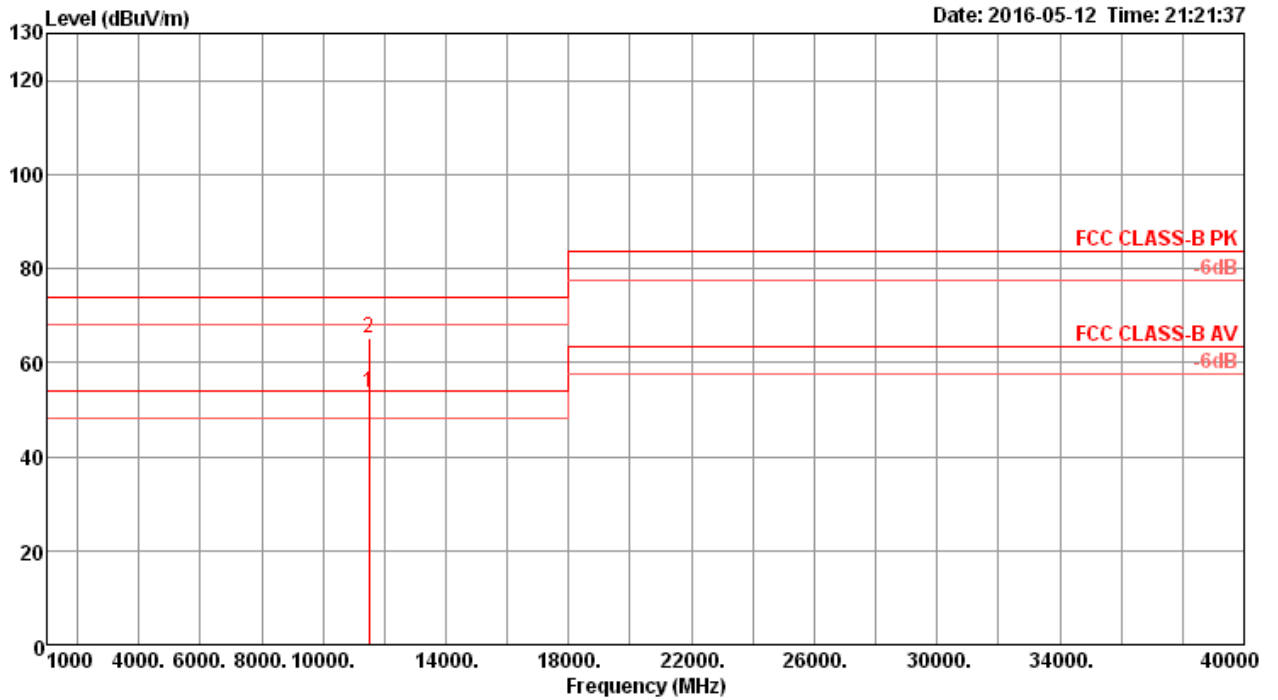
Temperature	22°C	Humidity	56%
Test Engineer	Nyle Chang & Peter Wu & Gary Chu & DK Chang & Eddie Weng & Stim Song & Brain Sun	Configurations	IEEE 802.11ac MCS0/Nss1 VHT40 CH 151 / Chain 1 + Chain 2 + Chain 3 + Chain 4
Test Mode	Mode 4		

Horizontal



	Freq	Level	Limit Line	Over Limit	Read Level	CableAntenna Loss	Preamp Factor	Preamp Factor	A/Pos	T/Pos	Remark	Pol/Phase
	MHz	dBuV/m	dBuV/m	dB	dBuV	dB	dB/m	dB	cm	deg		
1	11501.67	48.98	54.00	-5.02	32.49	10.66	39.20	33.37	239	336	Average	HORIZONTAL
2	11502.15	60.62	74.00	-13.38	44.13	10.66	39.20	33.37	239	336	Peak	HORIZONTAL

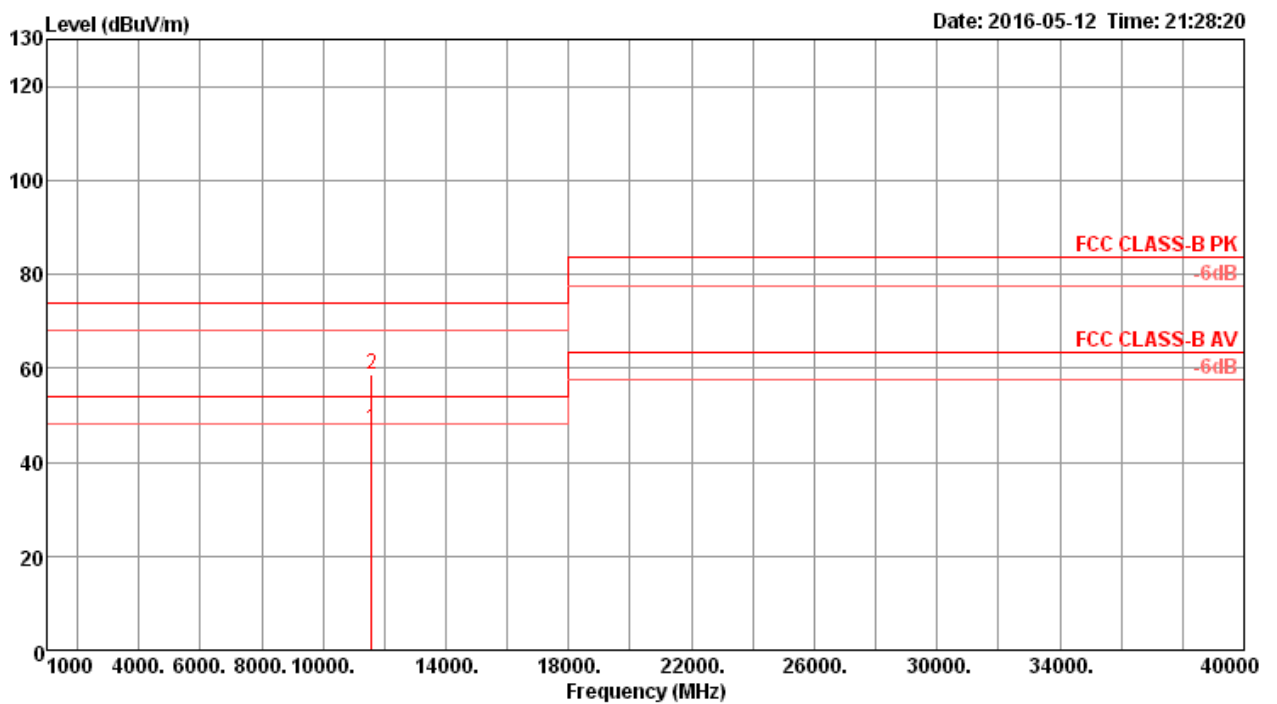
Vertical



	Freq	Level	Limit Line	Over Limit	Read Level	CableAntenna Loss	Preamp Factor	A/Pos	T/Pos	Remark	Pol/Phase
	MHz	dBuV/m	dBuV/m	dB	dBuV	dB	dB/m	dB	cm	deg	
1	11502.63	53.69	54.00	-0.31	37.20	10.66	39.20	33.37	228	296 Average	VERTICAL
2	11502.79	65.11	74.00	-8.89	48.62	10.66	39.20	33.37	228	296 Peak	VERTICAL

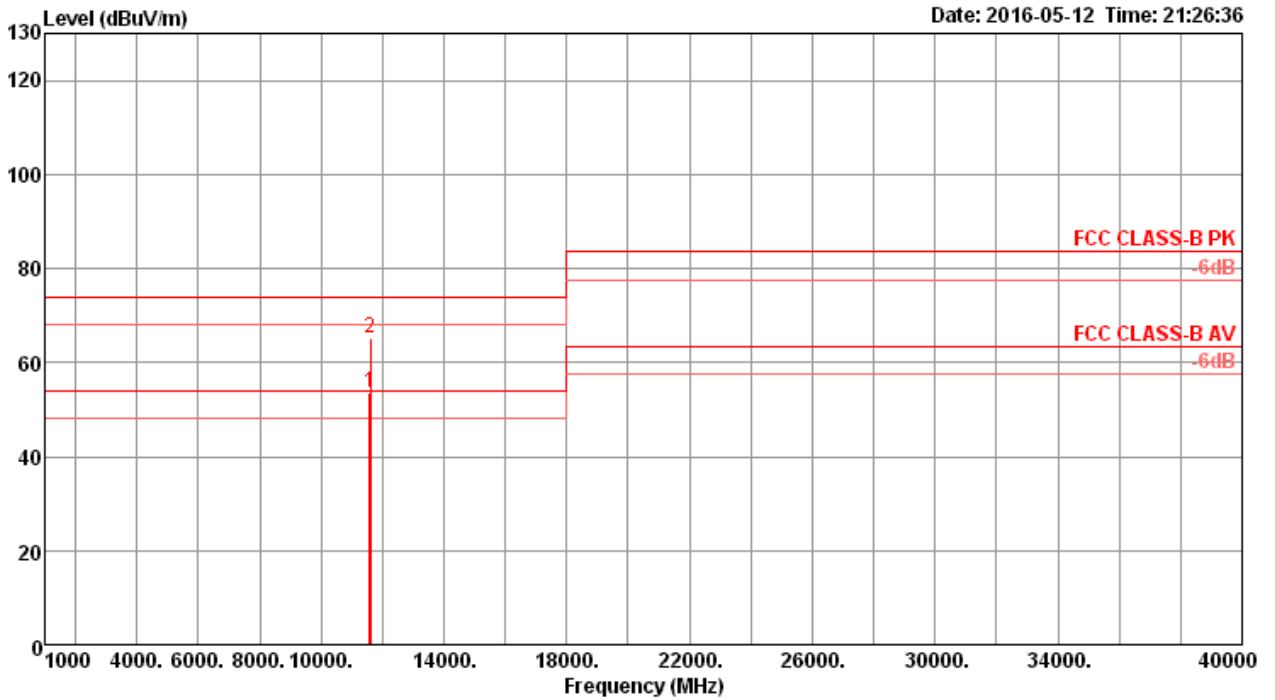
Temperature	22°C	Humidity	56%
Test Engineer	Nyle Chang & Peter Wu & Gary Chu & DK Chang & Eddie Weng & Stim Song & Brain Sun	Configurations	IEEE 802.11ac MCS0/Nss1 VHT40 CH 159 / Chain 1 + Chain 2 + Chain 3 + Chain 4
Test Mode	Mode 4		

Horizontal



	Freq	Level	Limit Line	Over Limit	Read Level	CableAntenna Loss	Preamp Factor	Preamp Factor	A/Pos	T/Pos	Remark	Pol/Phase
	MHz	dBuV/m	dBuV/m	dB	dBuV	dB	dB/m	dB	cm	deg		
1	11581.27	46.91	54.00	-7.09	30.42	10.68	39.20	33.39	243	336	Average	HORIZONTAL
2	11582.87	58.60	74.00	-15.40	42.11	10.68	39.20	33.39	243	336	Peak	HORIZONTAL

Vertical

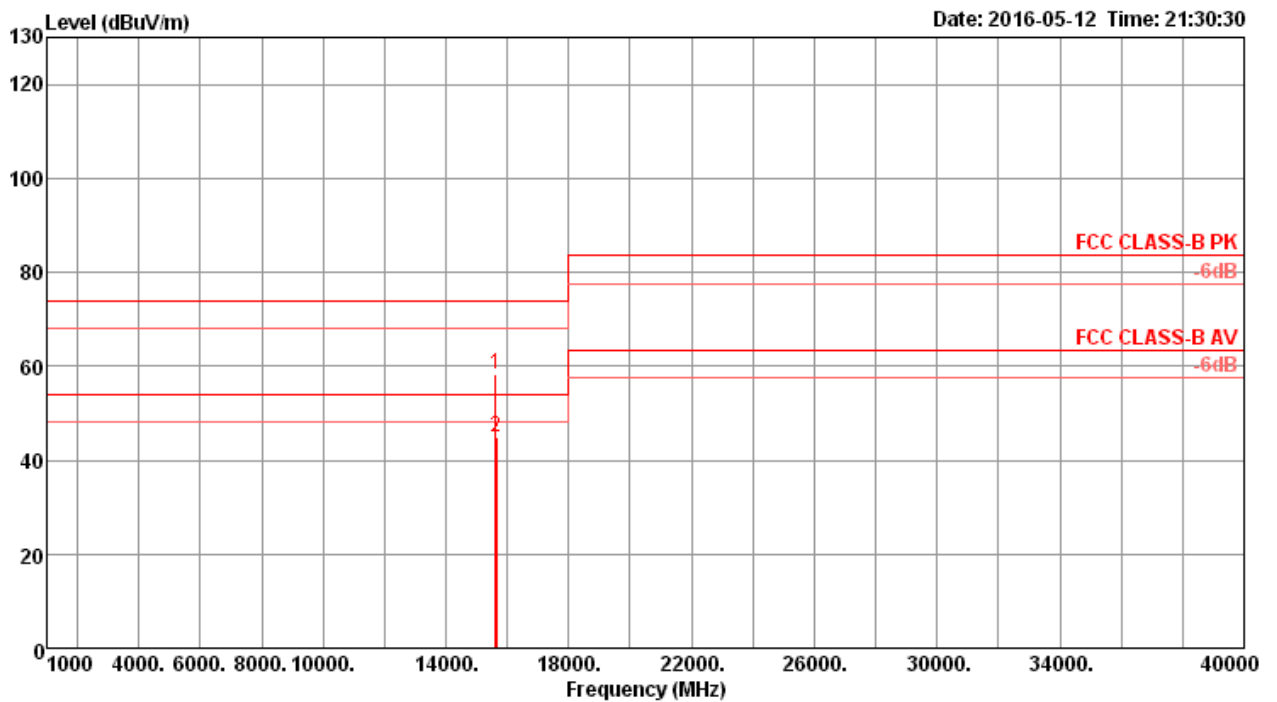


	Freq	Level	Limit Line	Over Limit	Read Level	CableAntenna Loss	Preamp Factor	A/Pos	T/Pos	Remark	Pol/Phase	
	MHz	dBuV/m	dBuV/m	dB	dBuV	dB	dB/m	dB	cm	deg		
1	11584.07	53.72	54.00	-0.28	37.23	10.68	39.20	33.39	245	298	Average	VERTICAL
2	11604.02	65.12	74.00	-8.88	48.64	10.68	39.20	33.40	245	298	Peak	VERTICAL



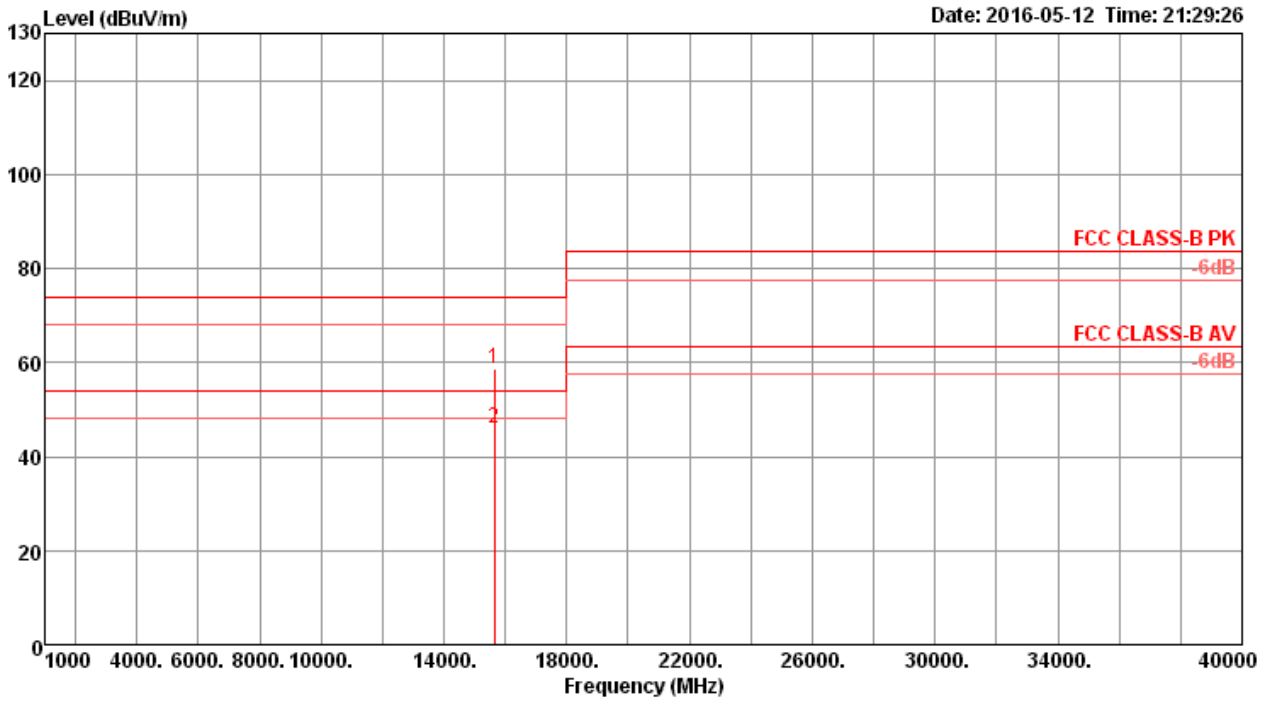
Temperature	22°C	Humidity	56%
Test Engineer	Nyle Chang & Peter Wu & Gary Chu & DK Chang & Eddie Weng & Stim Song & Brain Sun	Configurations	IEEE 802.11ac MCS0/Nss1 VHT80 CH 42 / Chain 1 + Chain 2 + Chain 3 + Chain 4
Test Mode	Mode 4		

Horizontal



	Freq	Level	Limit Line	Over Limit	Read Level	CableAntenna Loss	Preamp Factor	Preamp Factor	A/Pos	T/Pos	Remark	Pol/Phase
	MHz	dBuV/m	dBuV/m	dB	dBuV	dB	dB/m	dB	cm	deg		
1	15607.00	58.46	74.00	-15.54	41.94	12.31	37.98	33.77	193	319	Peak	HORIZONTAL
2	15635.69	44.90	54.00	-9.10	28.43	12.31	37.98	33.82	193	319	Average	HORIZONTAL

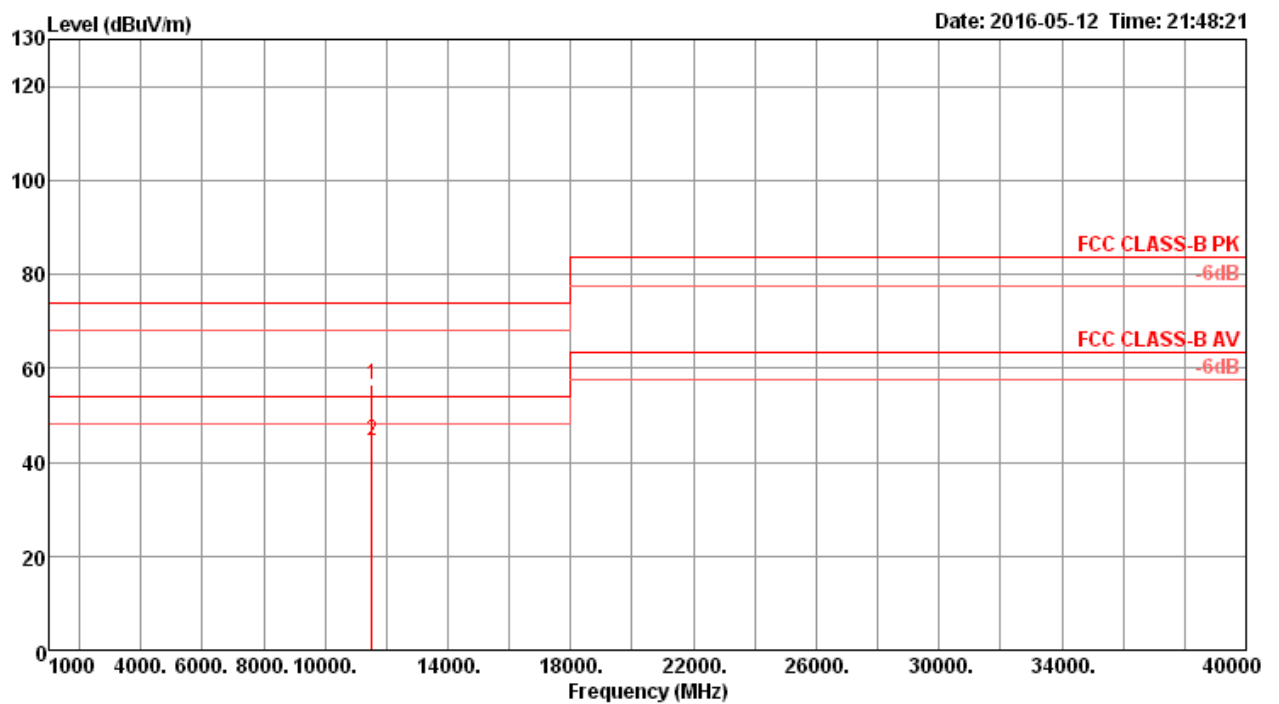
Vertical



	Freq	Level	Limit Line	Over Limit	Read Level	CableAntenna Loss	Preamp Factor	A/Pos	T/Pos	Remark	Pol/Phase
	MHz	dBuV/m	dBuV/m	dB	dBuV	dB	dB/m	dB	cm	deg	
1	15651.47	58.78	74.00	-15.22	42.36	12.33	37.91	33.82	204	359 Peak	VERTICAL
2	15654.76	46.00	54.00	-8.00	29.58	12.33	37.91	33.82	204	359 Average	VERTICAL

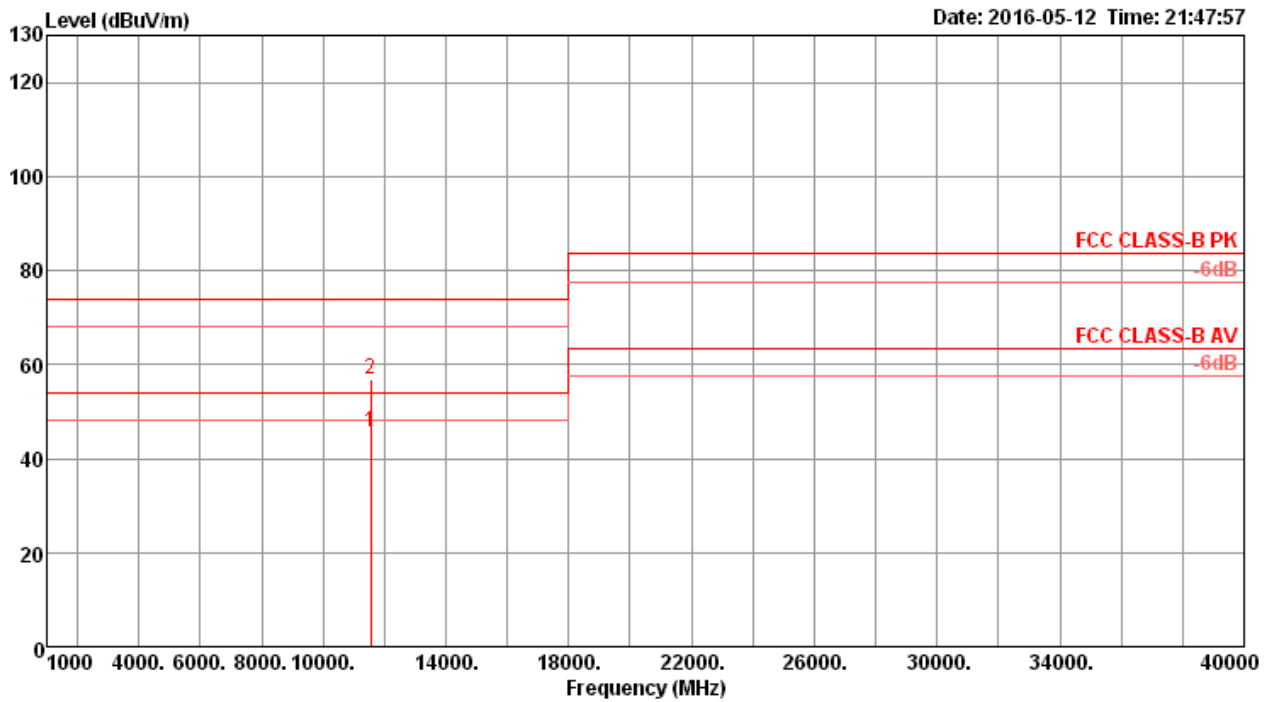
Temperature	22°C	Humidity	56%
Test Engineer	Nyle Chang & Peter Wu & Gary Chu & DK Chang & Eddie Weng & Stim Song & Brain Sun	Configurations	IEEE 802.11ac MCS0/Nss1 VHT80 CH 155 / Chain 1 + Chain 2 + Chain 3 + Chain 4
Test Mode	Mode 4		

Horizontal



	Freq	Level	Limit	Over	Read	CableAntenna	Preamp	A/Pos	T/Pos	Remark	Pol/Phase
	MHz	dBuV/m	dBuV/m	dB	dBuV	dB	dB/m	dB	cm	deg	
1	11532.69	56.48	74.00	-17.52	39.99	10.67	39.20	33.38	227	80 Peak	HORIZONTAL
2	11538.22	44.56	54.00	-9.44	28.07	10.67	39.20	33.38	227	80 Average	HORIZONTAL

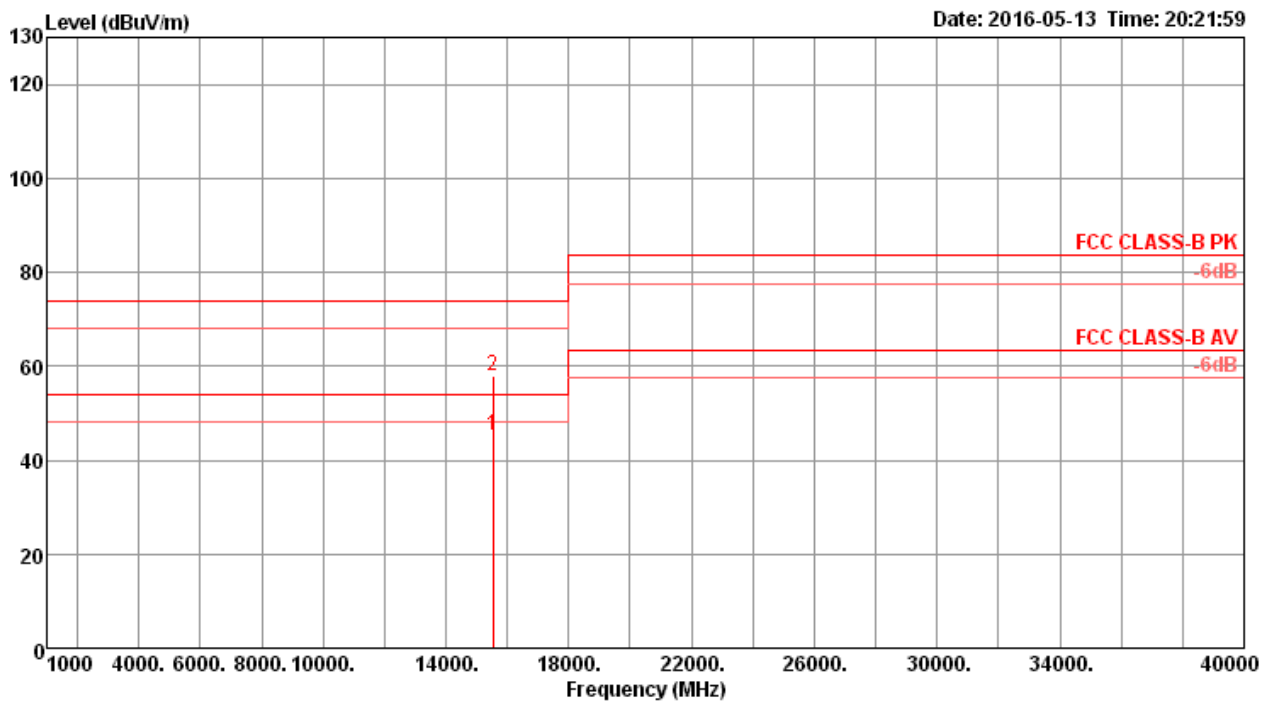
Vertical



	Freq	Level	Limit Line	Over Limit	Read Level	CableAntenna Loss	Preamp Factor	A/Pos	T/Pos	Remark	Pol/Phase	
	MHz	dBuV/m	dBuV/m	dB	dBuV	dB	dB/m	dB	cm	deg		
1	11543.59	45.70	54.00	-8.30	29.21	10.67	39.20	33.38	199	130	Average	VERTICAL
2	11561.94	56.81	74.00	-17.19	40.32	10.68	39.20	33.39	199	130	Peak	VERTICAL

Temperature	22°C	Humidity	56%
Test Engineer	Nyle Chang & Peter Wu & Gary Chu & DK Chang & Eddie Weng & Stim Song & Brain Sun	Configurations	IEEE 802.11ac MCS0/Nss4 VHT20 CH 36 / Chain 1 + Chain 2 + Chain 3 + Chain 4
Test Mode	Mode 4		

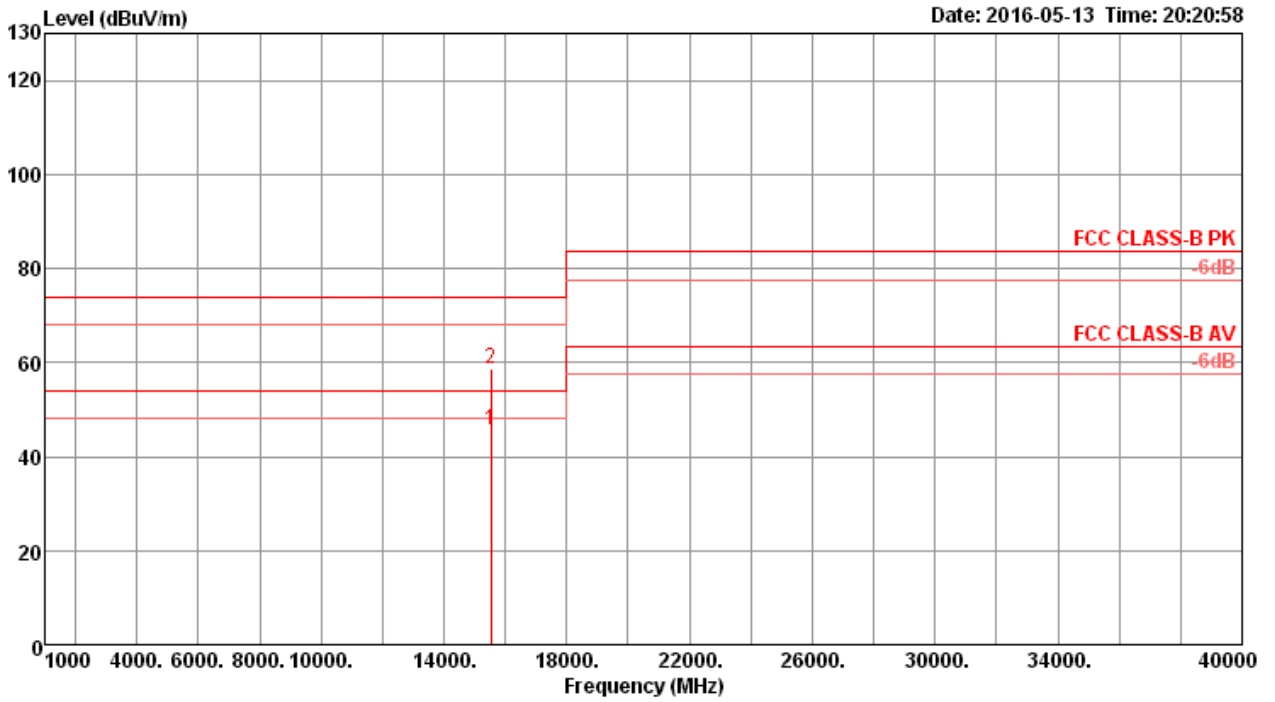
Horizontal



	Freq	Level	Limit Line	Over Limit	Read Level	Cable Loss	Antenna Factor	Preamp Factor	A/Pos	T/Pos	Remark	Pol/Phase
	MHz	dBuV/m	dBuV/m	dB	dBuV	dB	dB/m	dB	cm	deg		
1	15539.61	45.36	54.00	-8.64	28.68	12.28	38.13	33.73	125	163	Average	HORIZONTAL
2	15539.66	58.09	74.00	-15.91	41.41	12.28	38.13	33.73	125	163	Peak	HORIZONTAL



Vertical

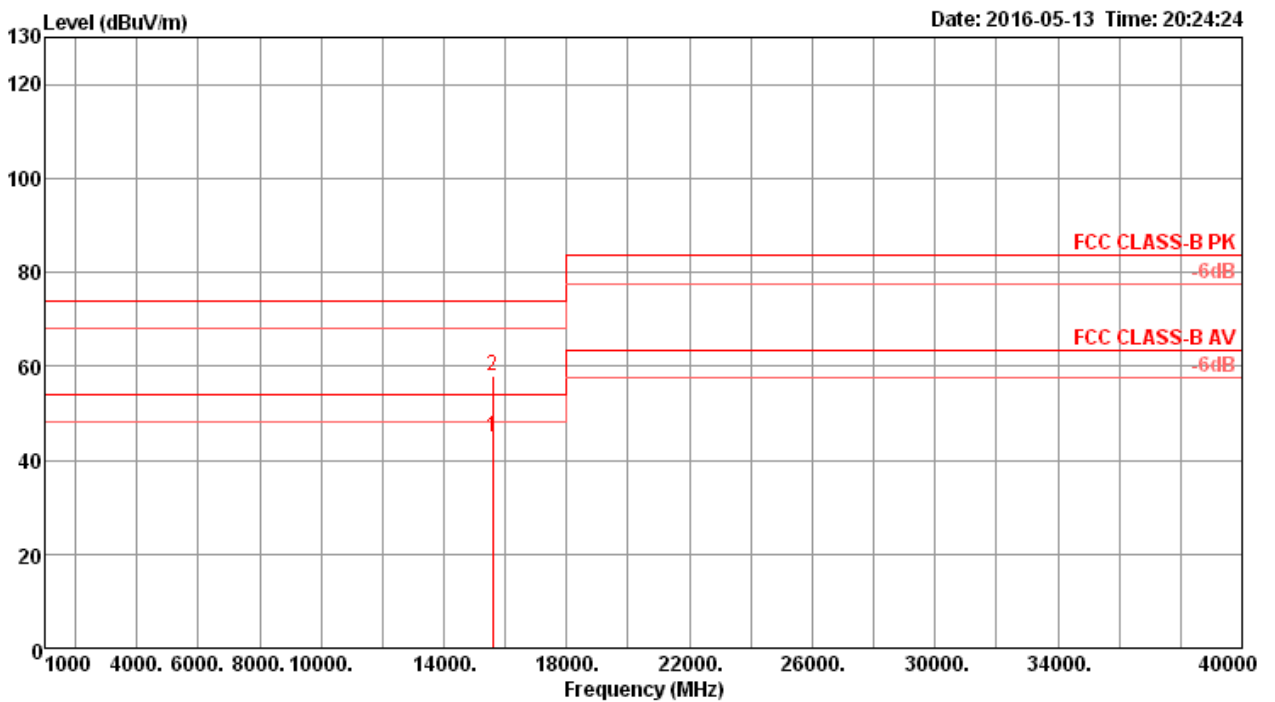


	Freq	Level	Limit Line	Over Limit	Read Level	CableAntenna Loss	Preamp Factor	A/Pos	T/Pos	Remark	Pol/Phase
	MHz	dBuV/m	dBuV/m	dB	dBuV	dB	dB/m	dB	cm	deg	
1	15539.86	45.59	54.00	-8.41	28.91	12.28	38.13	33.73	104	92 Average	VERTICAL
2	15540.39	58.73	74.00	-15.27	42.05	12.28	38.13	33.73	104	92 Peak	VERTICAL



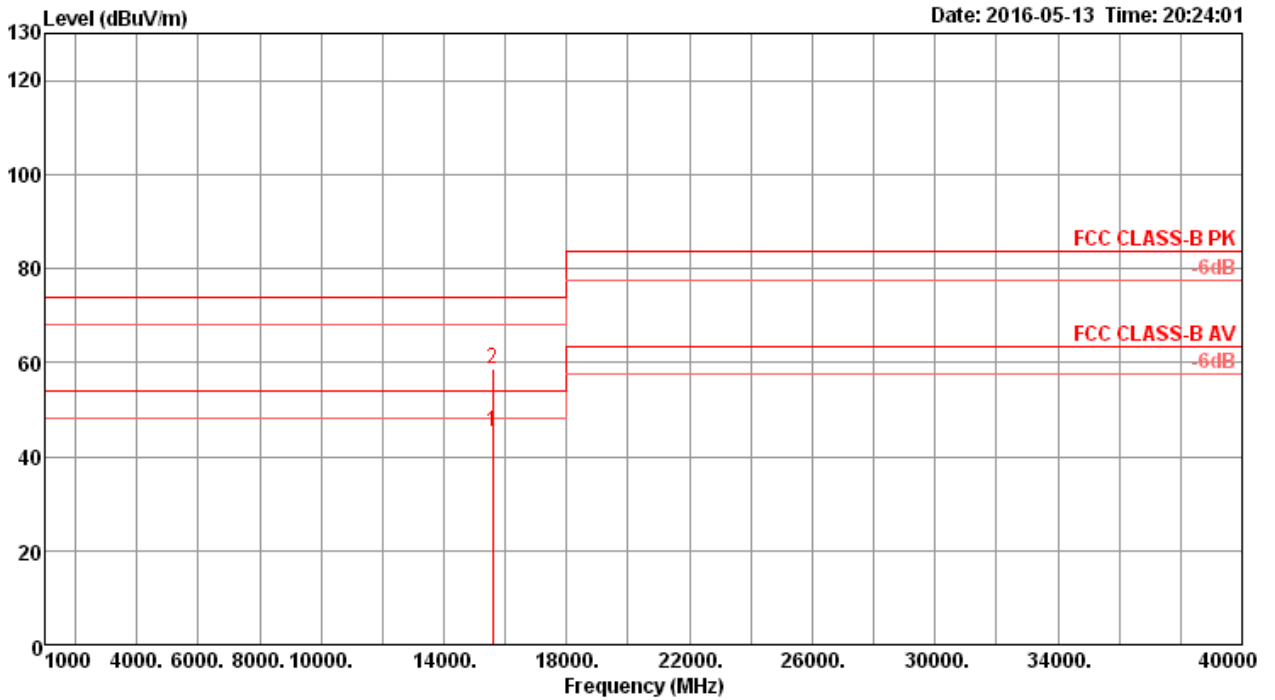
Temperature	22°C	Humidity	56%
Test Engineer	Nyle Chang & Peter Wu & Gary Chu & DK Chang & Eddie Weng & Stim Song & Brain Sun	Configurations	IEEE 802.11ac MCS0/Nss4 VHT20 CH 40 / Chain 1 + Chain 2 + Chain 3 + Chain 4
Test Mode	Mode 4		

Horizontal



	Freq	Level	Limit Line	Over Limit	Read Level	Cable Loss	Antenna Factor	Preamp Factor	A/Pos	T/Pos	Remark	Pol/Phase
	MHz	dBuV/m	dBuV/m	dB	dBuV	dB	dB/m	dB	cm	deg		
1	15599.65	44.97	54.00	-9.03	28.39	12.30	38.05	33.77	100	246	Average	HORIZONTAL
2	15600.23	57.93	74.00	-16.07	41.35	12.30	38.05	33.77	100	246	Peak	HORIZONTAL

Vertical

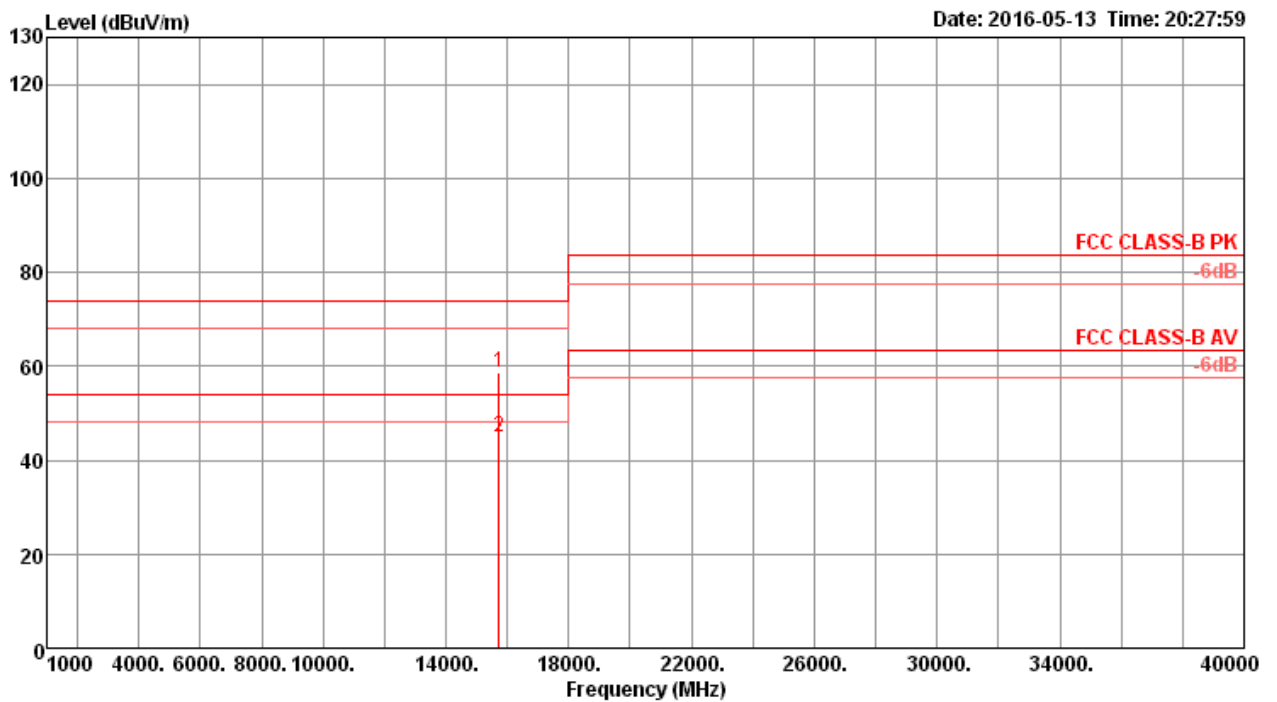


	Freq	Level	Limit Line	Over Limit	Read Level	CableAntenna Loss	Preamp Factor	A/Pos	T/Pos	Remark	Pol/Phase	
	MHz	dBuV/m	dBuV/m	dB	dBuV	dB	dB/m	dB	cm	deg		
1	15599.63	45.08	54.00	-8.92	28.50	12.30	38.05	33.77	100	205	Average	VERTICAL
2	15599.66	58.57	74.00	-15.43	41.99	12.30	38.05	33.77	100	205	Peak	VERTICAL



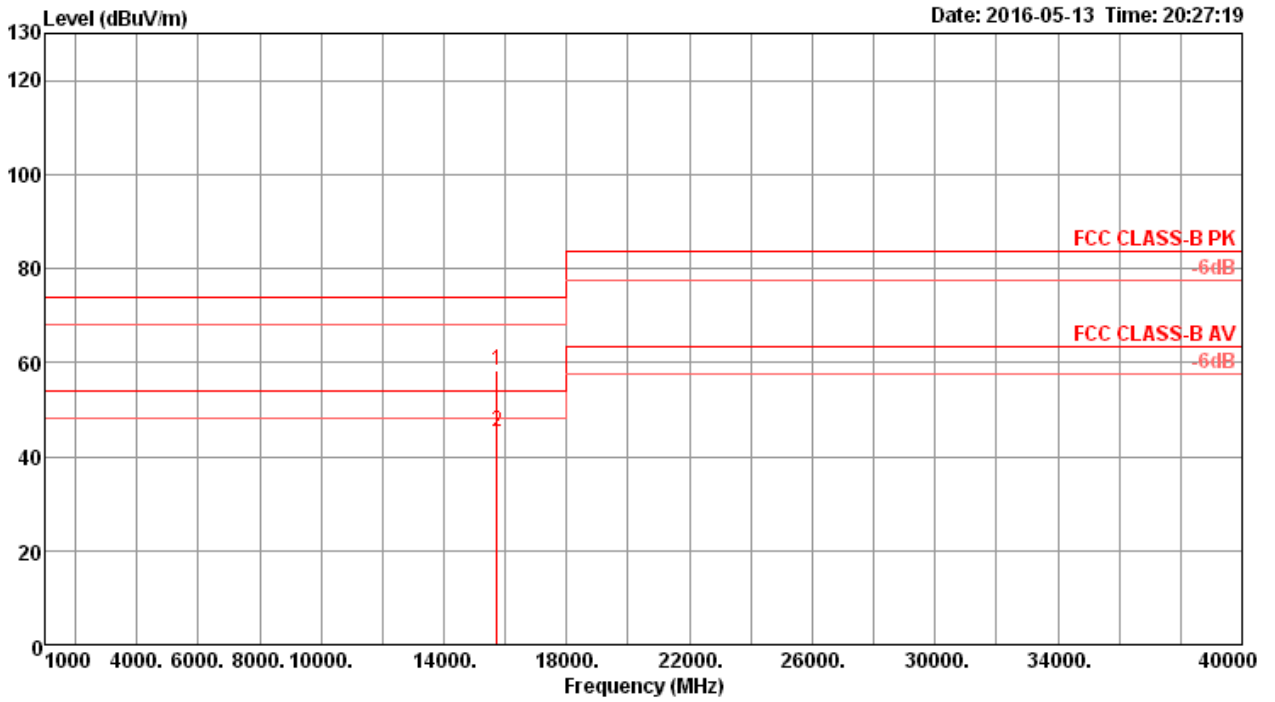
Temperature	22°C	Humidity	56%
Test Engineer	Nyle Chang & Peter Wu & Gary Chu & DK Chang & Eddie Weng & Stim Song & Brain Sun	Configurations	IEEE 802.11ac MCS0/Nss4 VHT20 CH 48 / Chain 1 + Chain 2 + Chain 3 + Chain 4
Test Mode	Mode 4		

Horizontal



	Freq	Level	Limit Line	Over Limit	Read Level	Cable Loss	Antenna Factor	Preamp Factor	A/Pos	T/Pos	Remark	Pol/Phase
	MHz	dBuV/m	dBuV/m	dB	dBuV	dB	dB/m	dB	cm	deg		
1	15719.66	58.55	74.00	-15.45	42.28	12.35	37.84	33.92	100	144	Peak	HORIZONTAL
2	15720.37	44.99	54.00	-9.01	28.72	12.35	37.84	33.92	100	144	Average	HORIZONTAL

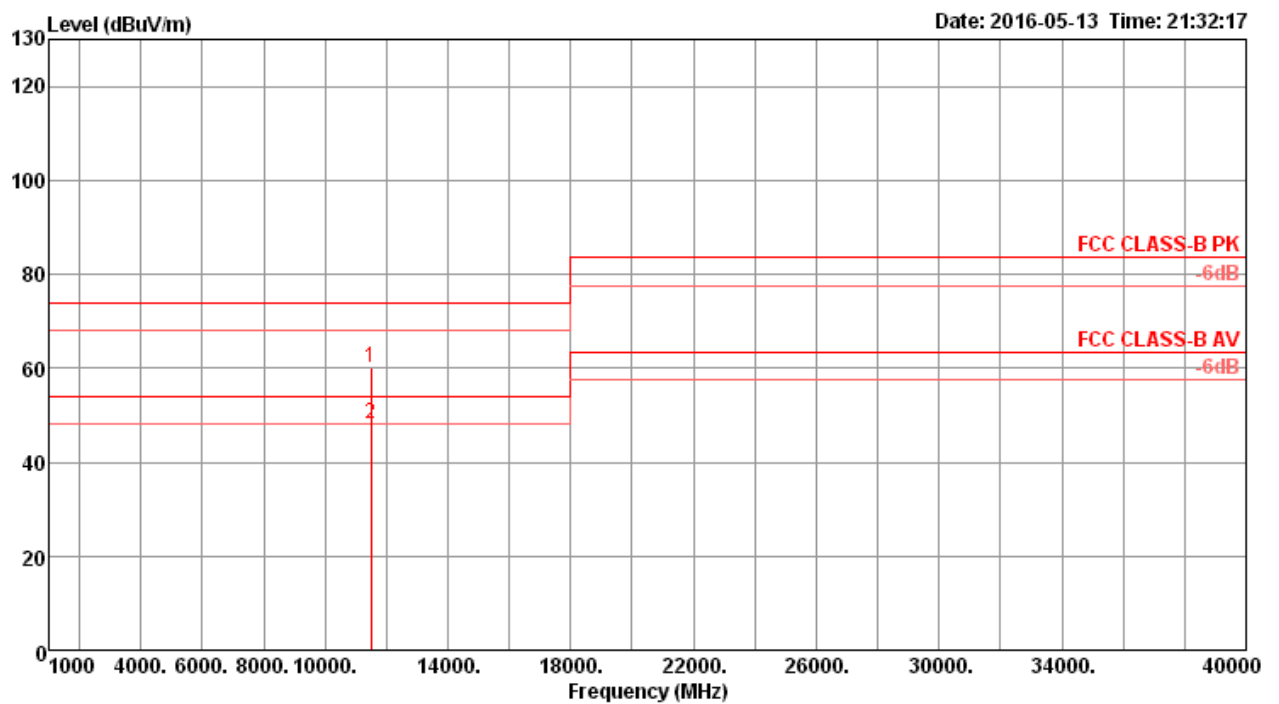
Vertical



	Freq	Level	Limit Line	Over Limit	Read Level	CableAntenna Loss	Preamp Factor	A/Pos	T/Pos	Remark	Pol/Phase	
	MHz	dBuV/m	dBuV/m	dB	dBuV	dB	dB/m	dB	cm	deg		
1	15719.58	58.31	74.00	-15.69	42.04	12.35	37.84	33.92	100	212	Peak	VERTICAL
2	15720.23	45.31	54.00	-8.69	29.04	12.35	37.84	33.92	100	212	Average	VERTICAL

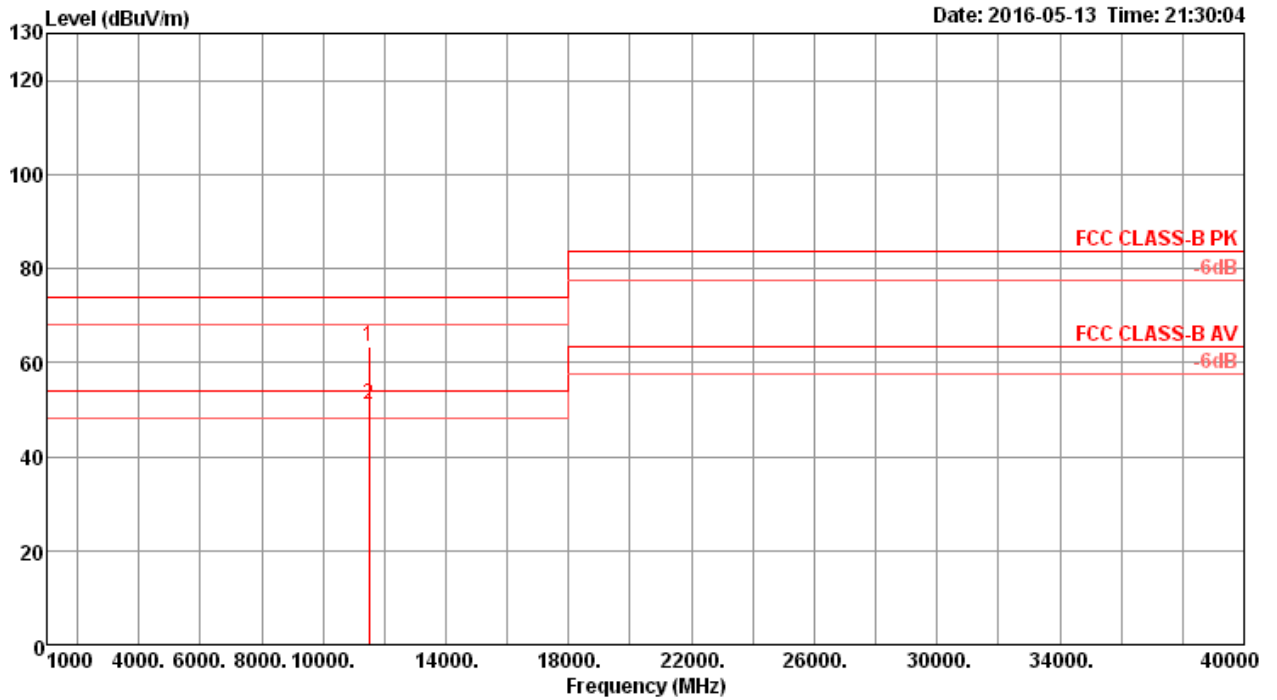
Temperature	22°C	Humidity	56%
Test Engineer	Nyle Chang & Peter Wu & Gary Chu & DK Chang & Eddie Weng & Stim Song & Brain Sun	Configurations	IEEE 802.11ac MCS0/Nss4 VHT20 CH 149 / Chain 1 + Chain 2 + Chain 3 + Chain 4
Test Mode	Mode 4		

Horizontal



	Freq	Level	Limit Line	Over Limit	Read Level	CableAntenna Loss	Preamp Factor	Preamp Factor	A/Pos	T/Pos	Remark	Pol/Phase
	MHz	dBuV/m	dBuV/m	dB	dBuV	dB	dB/m	dB	cm	deg		
1	11488.16	60.21	74.00	-13.79	43.72	10.66	39.20	33.37	138	30	Peak	HORIZONTAL
2	11489.92	48.07	54.00	-5.93	31.58	10.66	39.20	33.37	138	30	Average	HORIZONTAL

Vertical

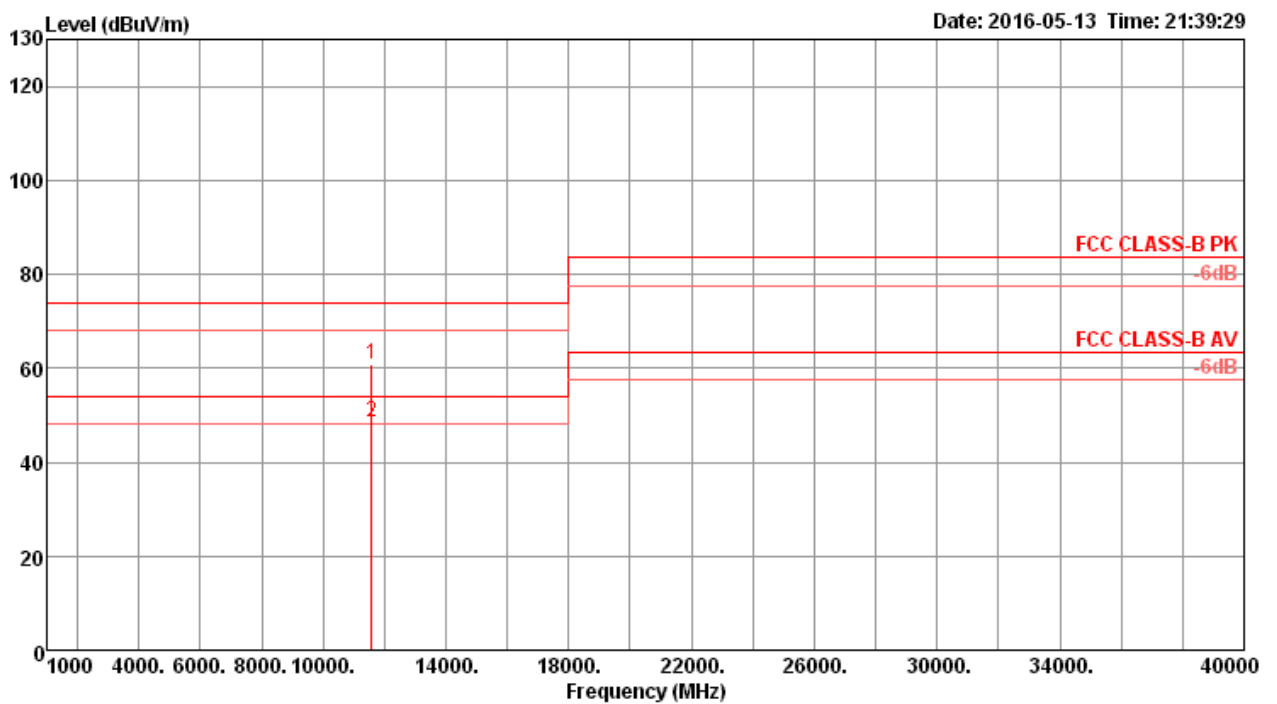


	Freq	Level	Limit Line	Over Limit	Read Level	CableAntenna Loss	Preamp Factor	A/Pos	T/Pos	Remark	Pol/Phase	
	MHz	dBuV/m	dBuV/m	dB	dBuV	dB	dB/m	dB	cm	deg		
1	11483.91	63.48	74.00	-10.52	46.99	10.66	39.20	33.37	188	331	Peak	VERTICAL
2	11489.28	51.06	54.00	-2.94	34.57	10.66	39.20	33.37	188	331	Average	VERTICAL



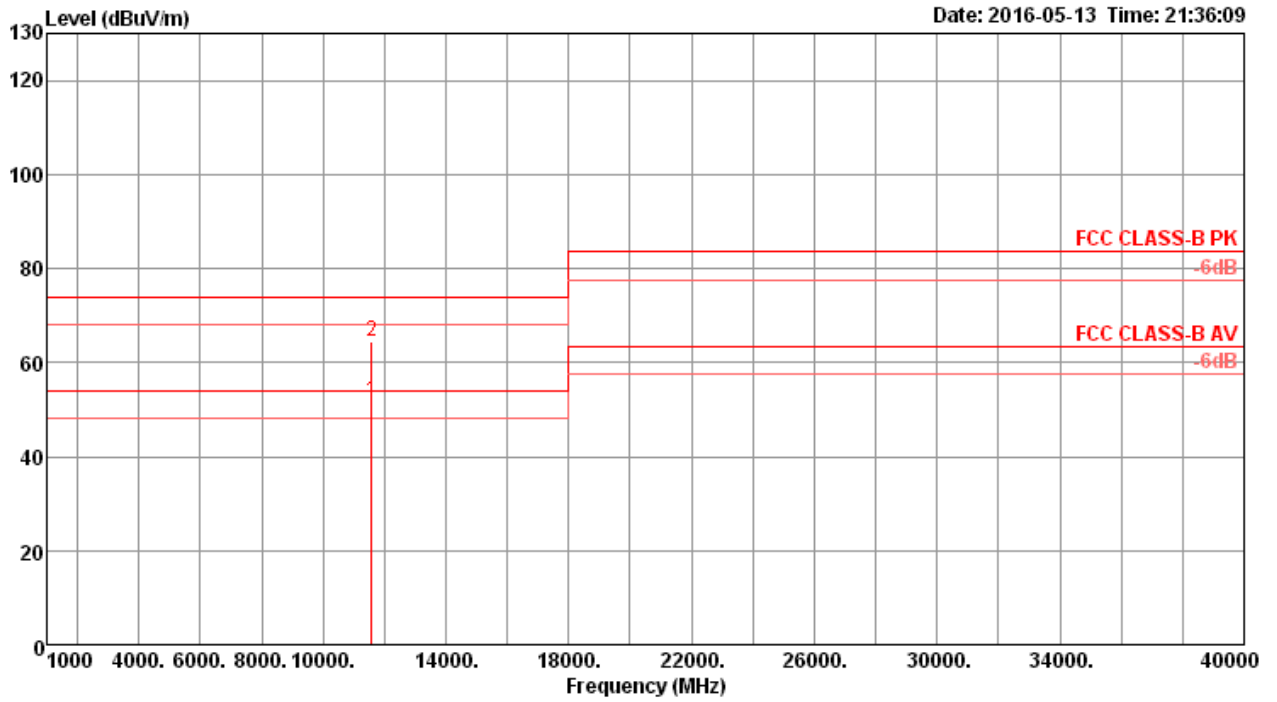
Temperature	22°C	Humidity	56%
Test Engineer	Nyle Chang & Peter Wu & Gary Chu & DK Chang & Eddie Weng & Stim Song & Brain Sun	Configurations	IEEE 802.11ac MCS0/Nss4 VHT20 CH 157 / Chain 1 + Chain 2 + Chain 3 + Chain 4
Test Mode	Mode 4		

Horizontal



	Freq	Level	Limit Line	Over Limit	Read Level	CableAntenna Loss	Preamp Factor	Preamp Factor	A/Pos	T/Pos	Remark	Pol/Phase
	MHz	dBuV/m	dBuV/m	dB	dBuV	dB	dB/m	dB	cm	deg		
1	11570.48	61.00	74.00	-13.00	44.51	10.68	39.20	33.39	103	31	Peak	HORIZONTAL
2	11570.72	48.53	54.00	-5.47	32.04	10.68	39.20	33.39	103	31	Average	HORIZONTAL

Vertical

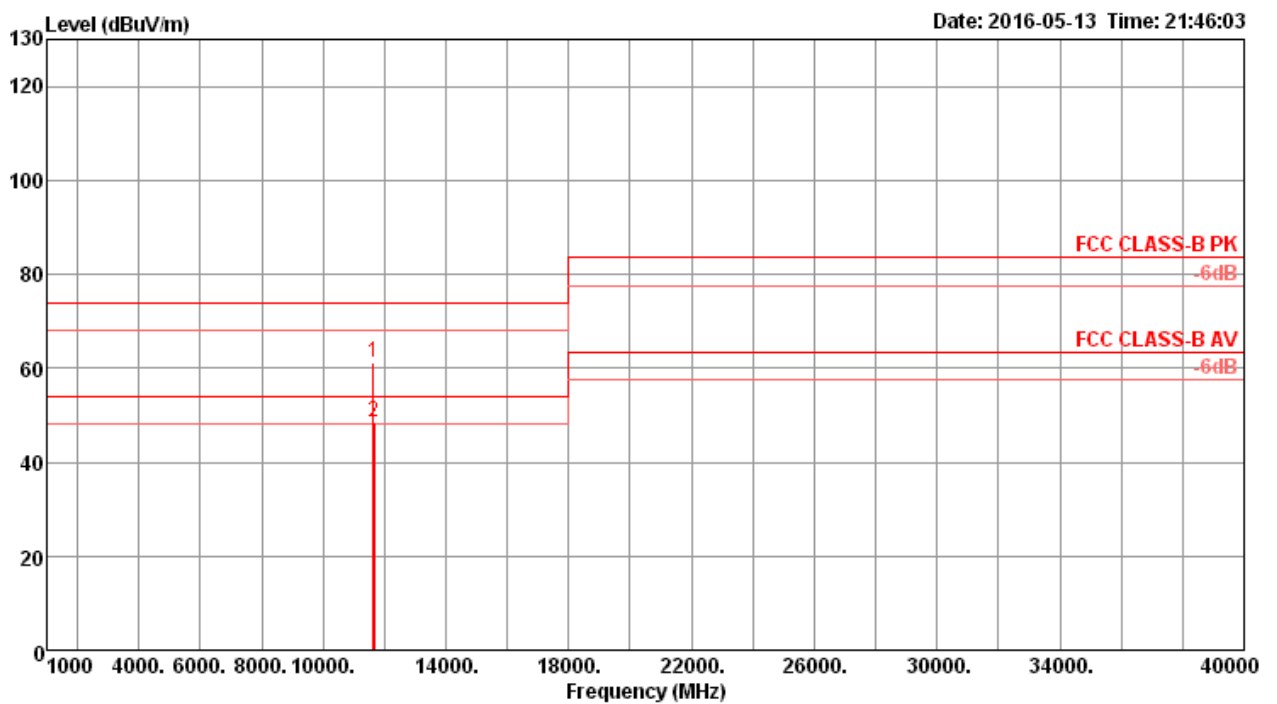


	Freq	Level	Limit Line	Over Limit	Read Level	CableAntenna Loss	Preamp Factor	A/Pos	T/Pos	Remark	Pol/Phase	
	MHz	dBuV/m	dBuV/m	dB	dBuV	dB	dB/m	dB	cm	deg		
1	11569.68	51.76	54.00	-2.24	35.27	10.68	39.20	33.39	194	310	Average	VERTICAL
2	11573.61	64.42	74.00	-9.58	47.93	10.68	39.20	33.39	194	310	Peak	VERTICAL



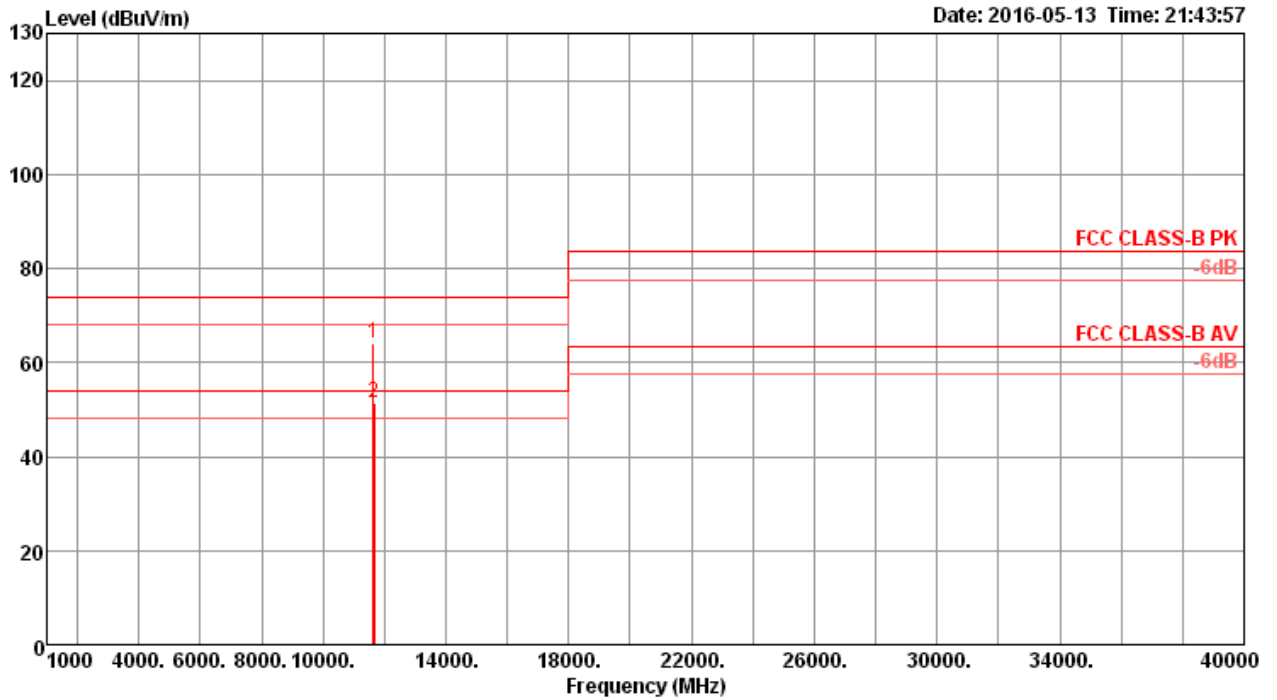
Temperature	22°C	Humidity	56%
Test Engineer	Nyle Chang & Peter Wu & Gary Chu & DK Chang & Eddie Weng & Stim Song & Brain Sun	Configurations	IEEE 802.11ac MCS0/Nss4 VHT20 CH 165 / Chain 1 + Chain 2 + Chain 3 + Chain 4
Test Mode	Mode 4		

Horizontal



	Freq	Level	Limit	Over	Read	CableAntenna	Preamp	A/Pos	T/Pos	Remark	Pol/Phase
	MHz	dBuV/m	dBuV/m	dB	dBuV	dB	dB/m	dB	cm	deg	
1	11648.88	61.19	74.00	-12.81	44.71	10.69	39.20	33.41	100	32 Peak	HORIZONTAL
2	11651.28	48.62	54.00	-5.38	32.14	10.69	39.20	33.41	100	32 Average	HORIZONTAL

Vertical

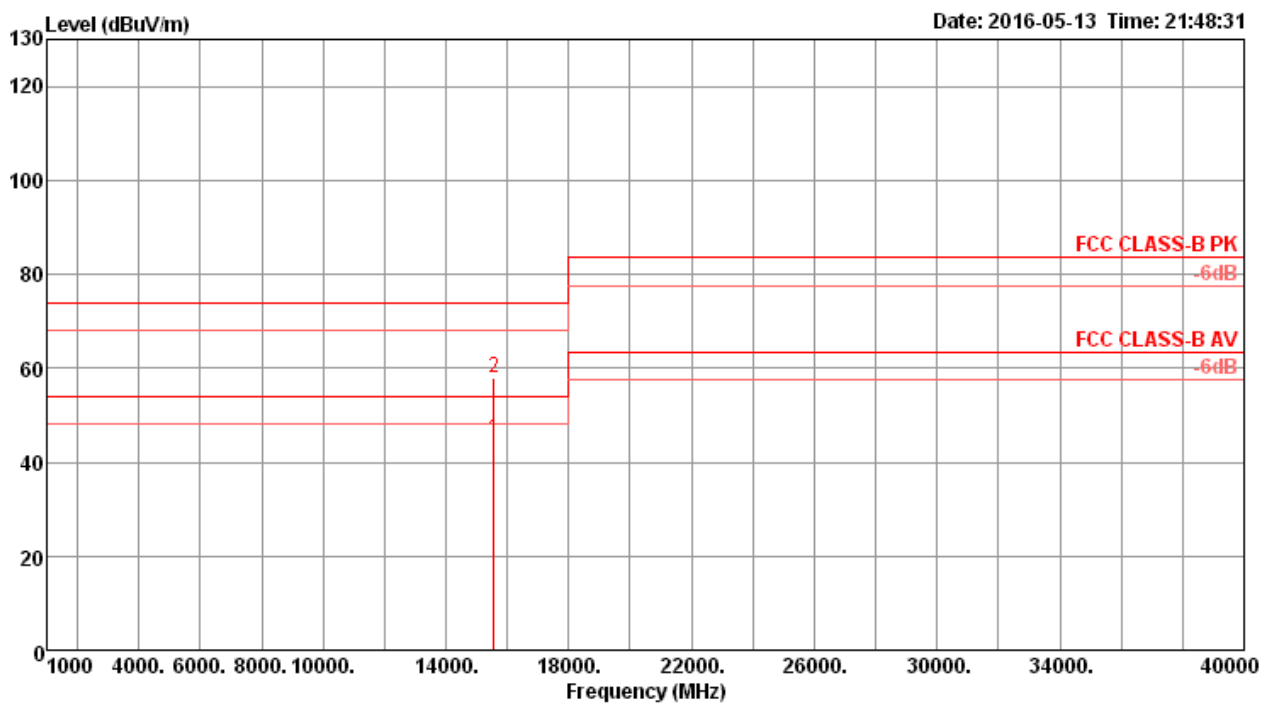


	Freq	Level	Limit	Over	Read	CableAntenna	Preamp	A/Pos	T/Pos	Remark	Pol/Phase	
	MHz	dBuV/m	dBuV/m	dB	dBuV	dB	dB/m	dB	cm	deg		
1	11644.31	64.00	74.00	-10.00	47.52	10.69	39.20	33.41	200	321	Peak	VERTICAL
2	11649.84	51.60	54.00	-2.40	35.12	10.69	39.20	33.41	200	321	Average	VERTICAL



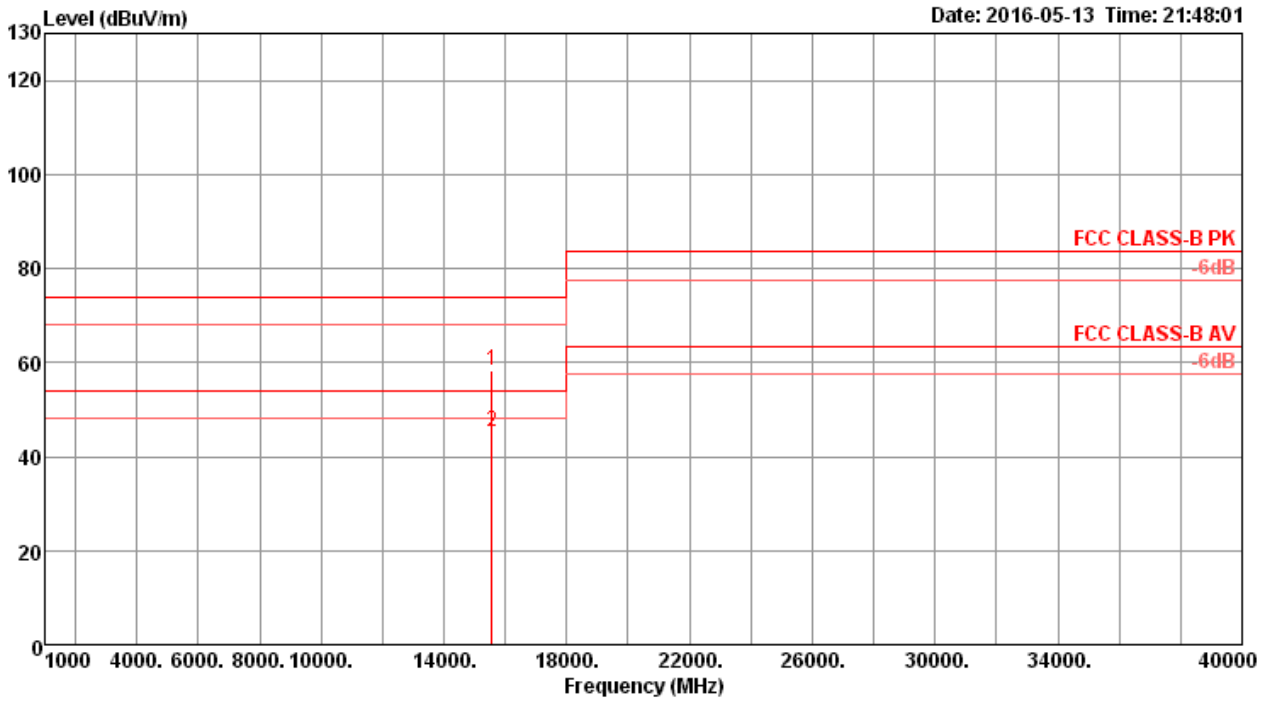
Temperature	22°C	Humidity	56%
Test Engineer	Nyle Chang & Peter Wu & Gary Chu & DK Chang & Eddie Weng & Stim Song & Brain Sun	Configurations	IEEE 802.11ac MCS0/Nss4 VHT40 CH 38 / Chain 1 + Chain 2 + Chain 3 + Chain 4
Test Mode	Mode 4		

Horizontal



	Freq	Level	Limit Line	Over Limit	Read Level	Cable Loss	Antenna Factor	Preamp Factor	A/Pos	T/Pos	Remark	Pol/Phase
	MHz	dBuV/m	dBuV/m	dB	dBuV	dB	dB/m	dB	cm	deg		
1	15569.67	45.05	54.00	-8.95	28.47	12.30	38.05	33.77	100	137	Average	HORIZONTAL
2	15570.32	58.10	74.00	-15.90	41.52	12.30	38.05	33.77	100	137	Peak	HORIZONTAL

Vertical

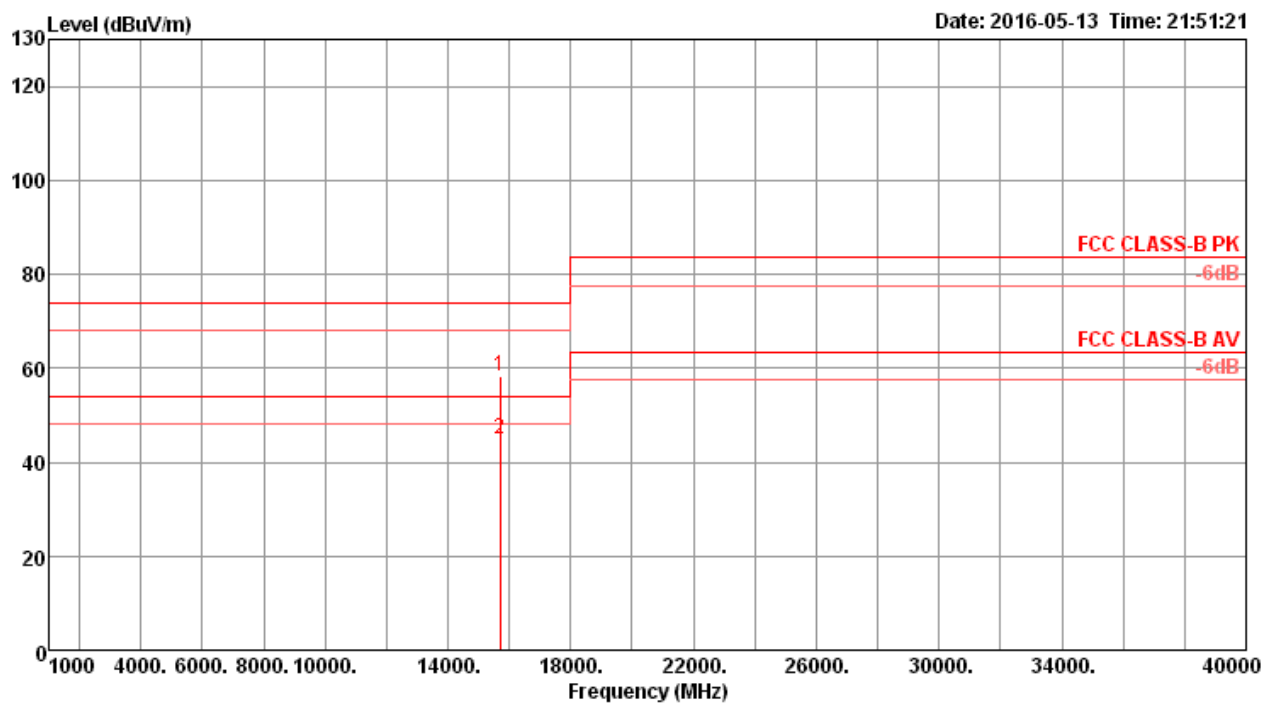


	Freq	Level	Limit Line	Over Limit	Read Level	CableAntenna Loss	Preamp Factor	A/Pos	T/Pos	Remark	Pol/Phase	
	MHz	dBuV/m	dBuV/m	dB	dBuV	dB	dB/m	dB	cm	deg		
1	15569.61	58.21	74.00	-15.79	41.63	12.30	38.05	33.77	100	223	Peak	VERTICAL
2	15569.98	45.09	54.00	-8.91	28.51	12.30	38.05	33.77	100	223	Average	VERTICAL



Temperature	22°C	Humidity	56%
Test Engineer	Nyle Chang & Peter Wu & Gary Chu & DK Chang & Eddie Weng & Stim Song & Brain Sun	Configurations	IEEE 802.11ac MCS0/Nss4 VHT40 CH 46 / Chain 1 + Chain 2 + Chain 3 + Chain 4
Test Mode	Mode 4		

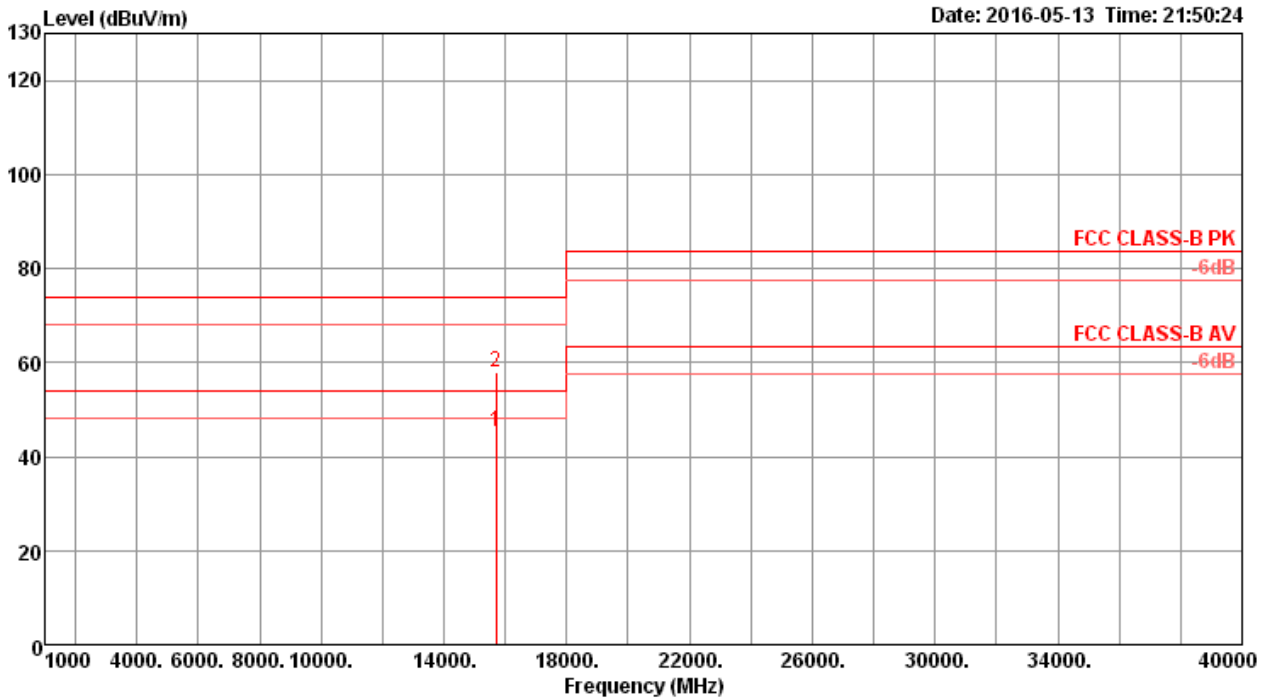
Horizontal



	Freq	Level	Limit Line	Over Limit	Read Level	Cable Loss	Antenna Factor	Preamp Factor	A/Pos	T/Pos	Remark	Pol/Phase
	MHz	dBuV/m	dBuV/m	dB	dBuV	dB	dB/m	dB	cm	deg		
1	15689.55	58.42	74.00	-15.58	42.05	12.33	37.91	33.87	100	158	Peak	HORIZONTAL
2	15689.99	44.99	54.00	-9.01	28.62	12.33	37.91	33.87	100	158	Average	HORIZONTAL



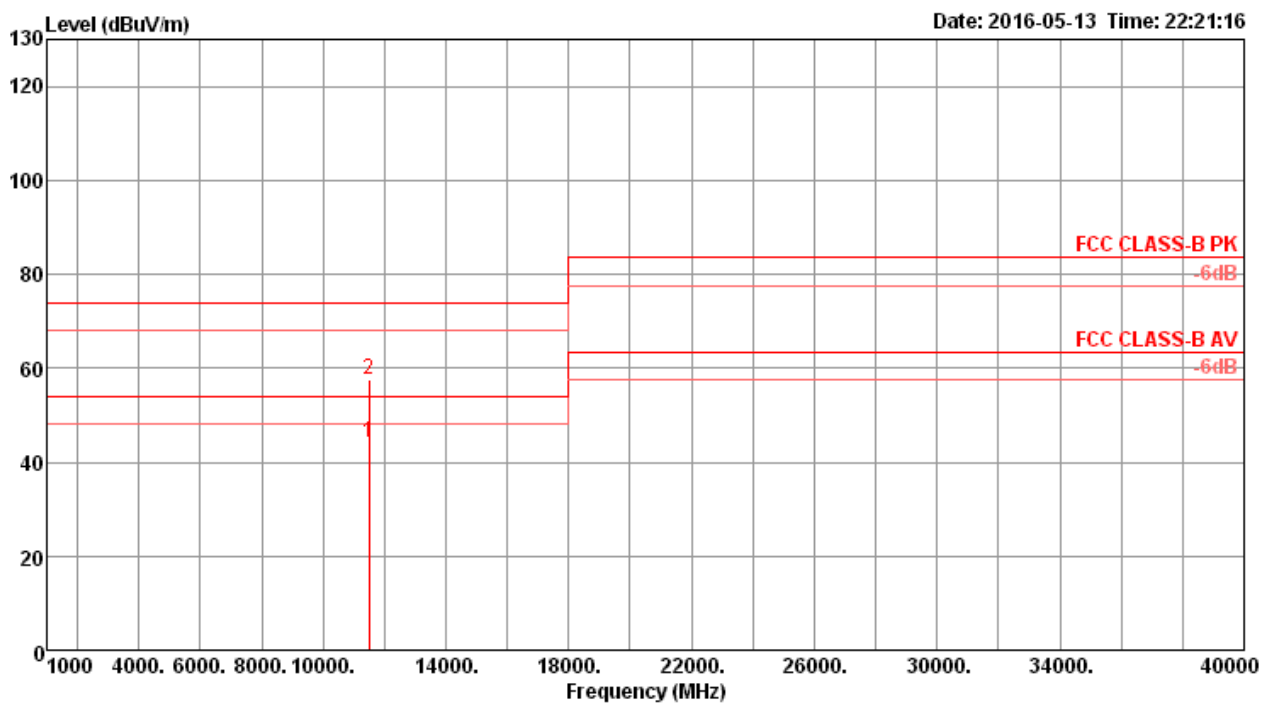
Vertical



	Freq	Level	Limit Line	Over Limit	Read Level	CableAntenna Loss	Preamp Factor	A/Pos	T/Pos	Remark	Pol/Phase	
	MHz	dBuV/m	dBuV/m	dB	dBuV	dB	dB/m	dB	cm	deg		
1	15689.56	45.15	54.00	-8.85	28.78	12.33	37.91	33.87	100	206	Average	VERTICAL
2	15690.17	58.02	74.00	-15.98	41.65	12.33	37.91	33.87	100	206	Peak	VERTICAL

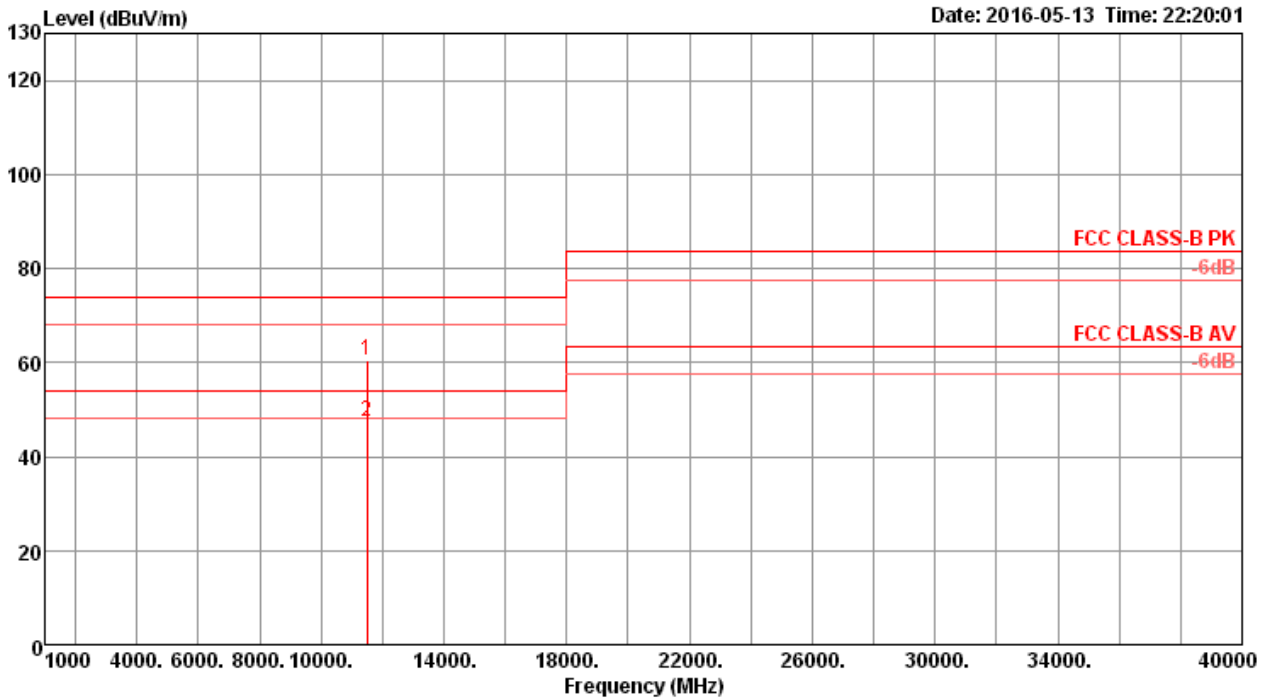
Temperature	22°C	Humidity	56%
Test Engineer	Nyle Chang & Peter Wu & Gary Chu & DK Chang & Eddie Weng & Stim Song & Brain Sun	Configurations	IEEE 802.11ac MCS0/Nss4 VHT40 CH 151 / Chain 1 + Chain 2 + Chain 3 + Chain 4
Test Mode	Mode 4		

Horizontal



	Freq	Level	Limit Line	Over Limit	Read Level	CableAntenna Loss	Preamp Factor	Preamp Factor	A/Pos	T/Pos	Remark	Pol/Phase
	MHz	dBuV/m	dBuV/m	dB	dBuV	dB	dB/m	dB	cm	deg		
1	11509.79	44.35	54.00	-9.65	27.87	10.66	39.20	33.38	142	175	Average	HORIZONTAL
2	11510.06	57.47	74.00	-16.53	40.99	10.66	39.20	33.38	142	175	Peak	HORIZONTAL

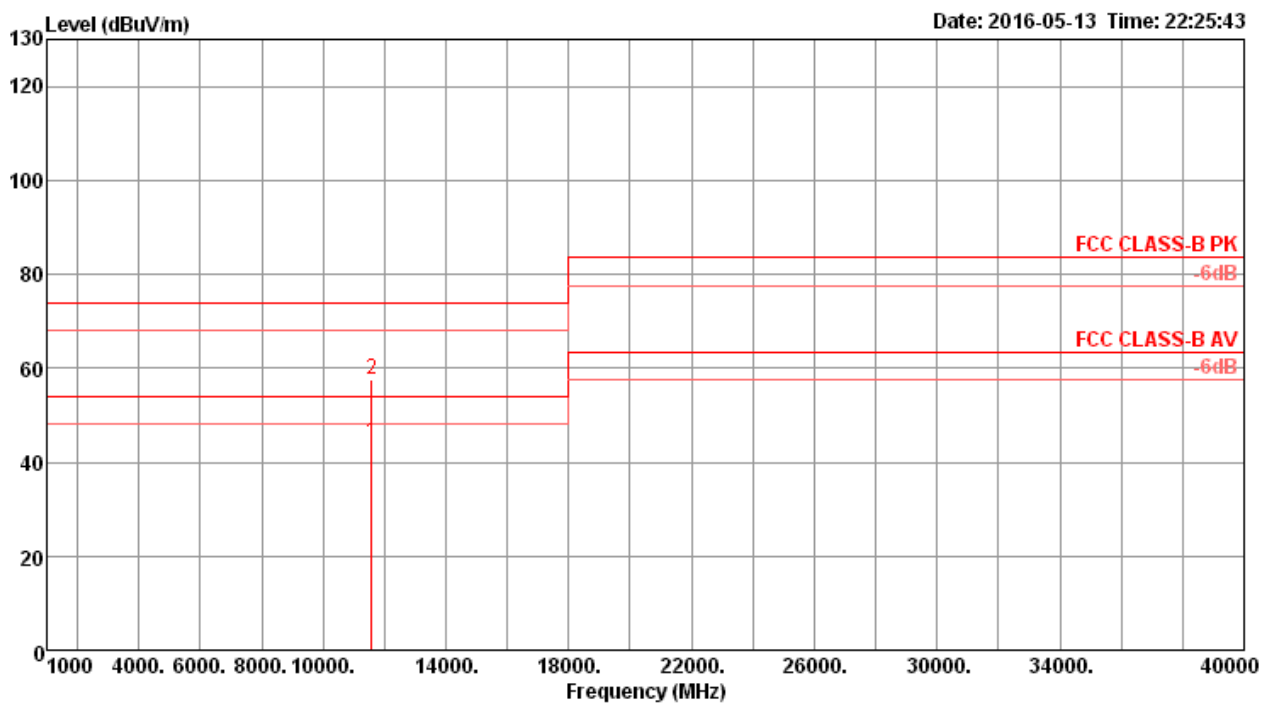
Vertical



	Freq	Level	Limit Line	Over Limit	Read Level	CableAntenna Loss	Preamp Factor	A/Pos	T/Pos	Remark	Pol/Phase	
	MHz	dBuV/m	dBuV/m	dB	dBuV	dB	dB/m	dB	cm	deg		
1	11509.50	60.33	74.00	-13.67	43.85	10.66	39.20	33.38	102	341	Peak	VERTICAL
2	11509.91	47.27	54.00	-6.73	30.79	10.66	39.20	33.38	102	341	Average	VERTICAL

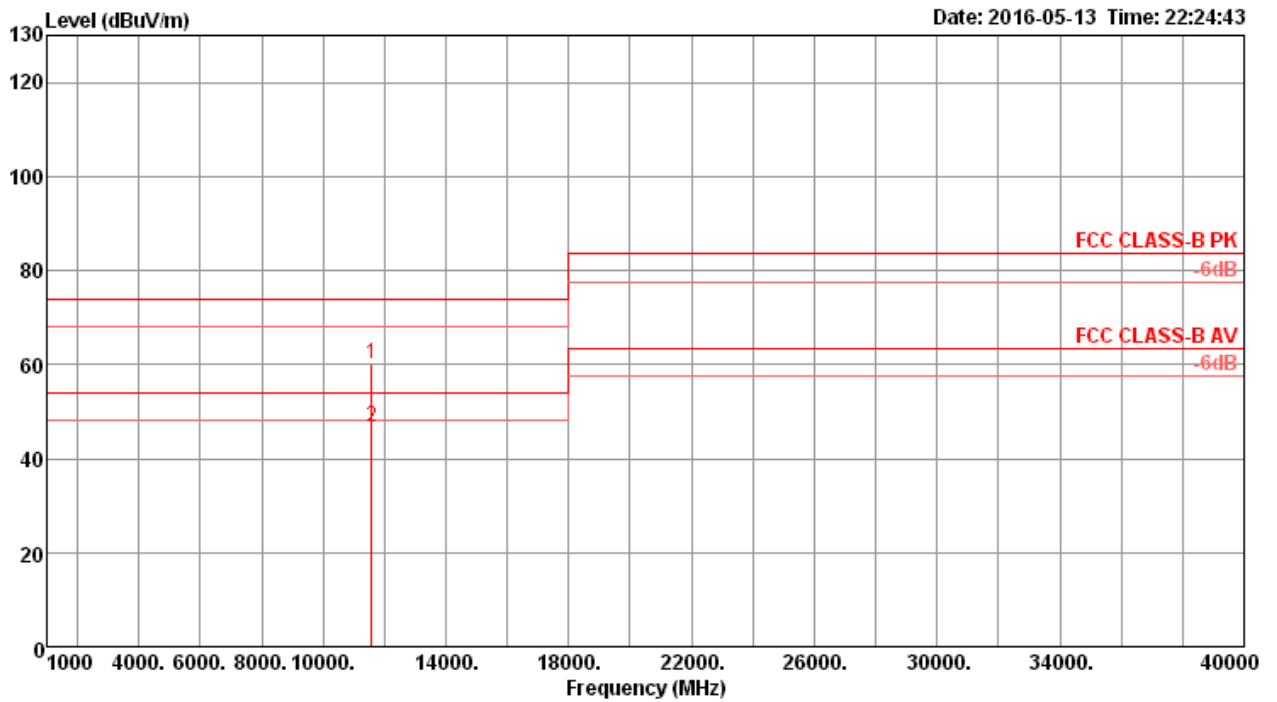
Temperature	22°C	Humidity	56%
Test Engineer	Nyle Chang & Peter Wu & Gary Chu & DK Chang & Eddie Weng & Stim Song & Brain Sun	Configurations	IEEE 802.11ac MCS0/Nss4 VHT40 CH 159 / Chain 1 + Chain 2 + Chain 3 + Chain 4
Test Mode	Mode 4		

Horizontal



	Freq	Level	Limit Line	Over Limit	Read Level	CableAntenna Loss	Preamp Factor	Preamp Factor	A/Pos	T/Pos	Remark	Pol/Phase
	MHz	dBuV/m	dBuV/m	dB	dBuV	dB	dB/m	dB	cm	deg		
1	11590.53	44.19	54.00	-9.81	27.71	10.68	39.20	33.40	100	211	Average	HORIZONTAL
2	11590.81	57.51	74.00	-16.49	41.03	10.68	39.20	33.40	100	211	Peak	HORIZONTAL

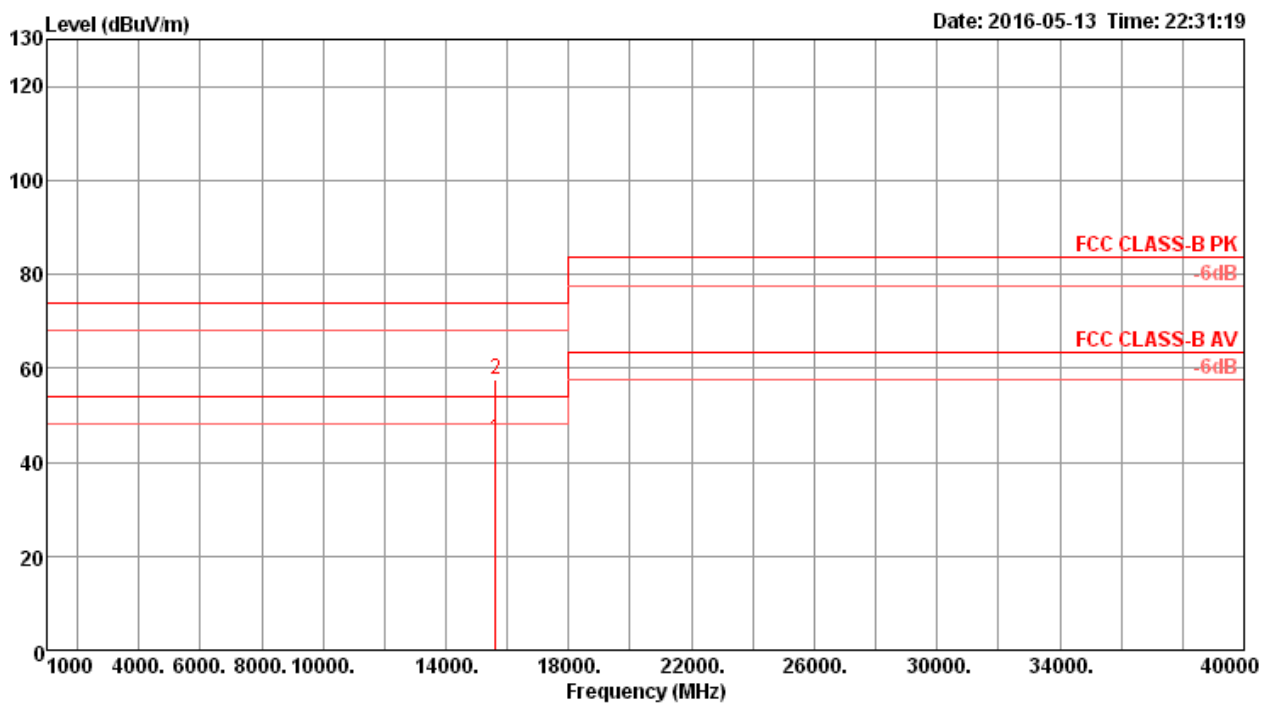
Vertical



	Freq	Level	Limit Line	Over Limit	Read Level	CableAntenna Loss	Preamp Factor	A/Pos	T/Pos	Remark	Pol/Phase
	MHz	dBuV/m	dBuV/m	dB	dBuV	dB	dB/m	dB	cm	deg	
1	11589.77	60.16	74.00	-13.84	43.68	10.68	39.20	33.40	106	338 Peak	VERTICAL
2	11589.97	46.80	54.00	-7.20	30.32	10.68	39.20	33.40	106	338 Average	VERTICAL

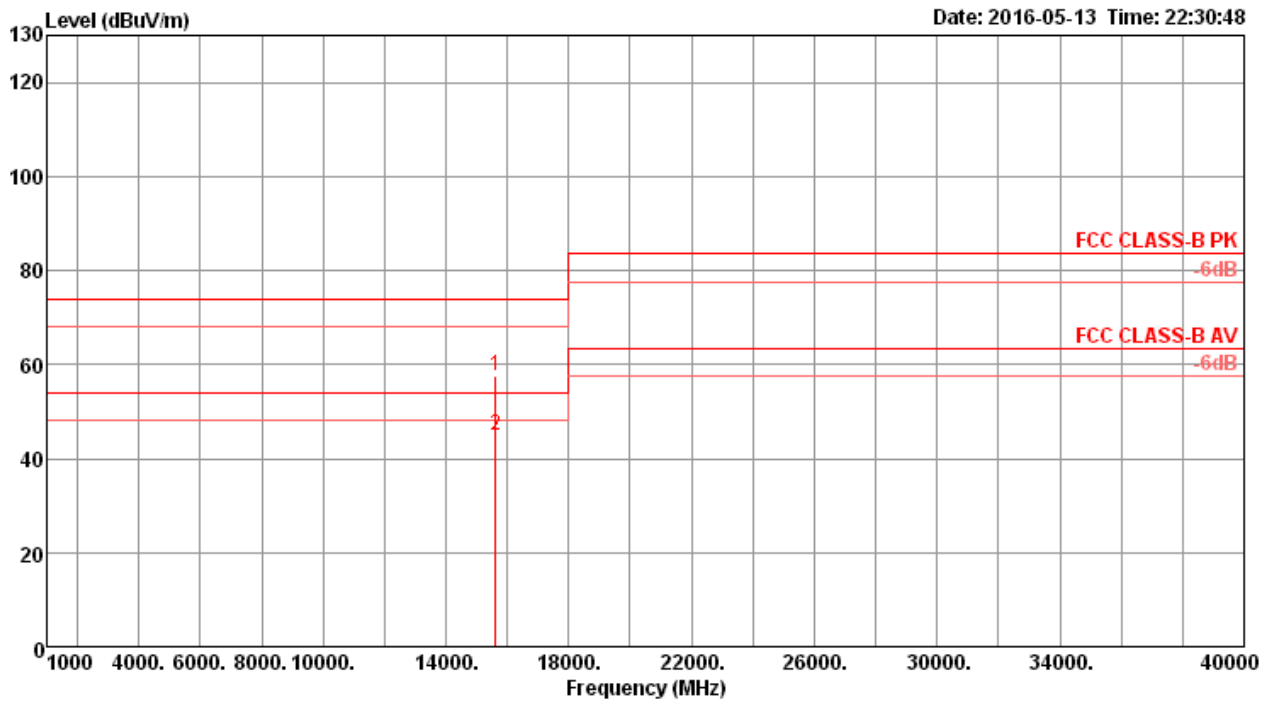
Temperature	22°C	Humidity	56%
Test Engineer	Nyle Chang & Peter Wu & Gary Chu & DK Chang & Eddie Weng & Stim Song & Brain Sun	Configurations	IEEE 802.11ac MCS0/Nss4 VHT80 CH 42 / Chain 1 + Chain 2 + Chain 3 + Chain 4
Test Mode	Mode 4		

Horizontal



	Freq	Level	Limit Line	Over Limit	Read Level	Cable Loss	Antenna Factor	Preamp Factor	A/Pos	T/Pos	Remark	Pol/Phase
	MHz	dBuV/m	dBuV/m	dB	dBuV	dB	dB/m	dB	cm	deg		
1	15629.52	44.92	54.00	-9.08	28.45	12.31	37.98	33.82	100	184	Average	HORIZONTAL
2	15629.75	57.62	74.00	-16.38	41.15	12.31	37.98	33.82	100	184	Peak	HORIZONTAL

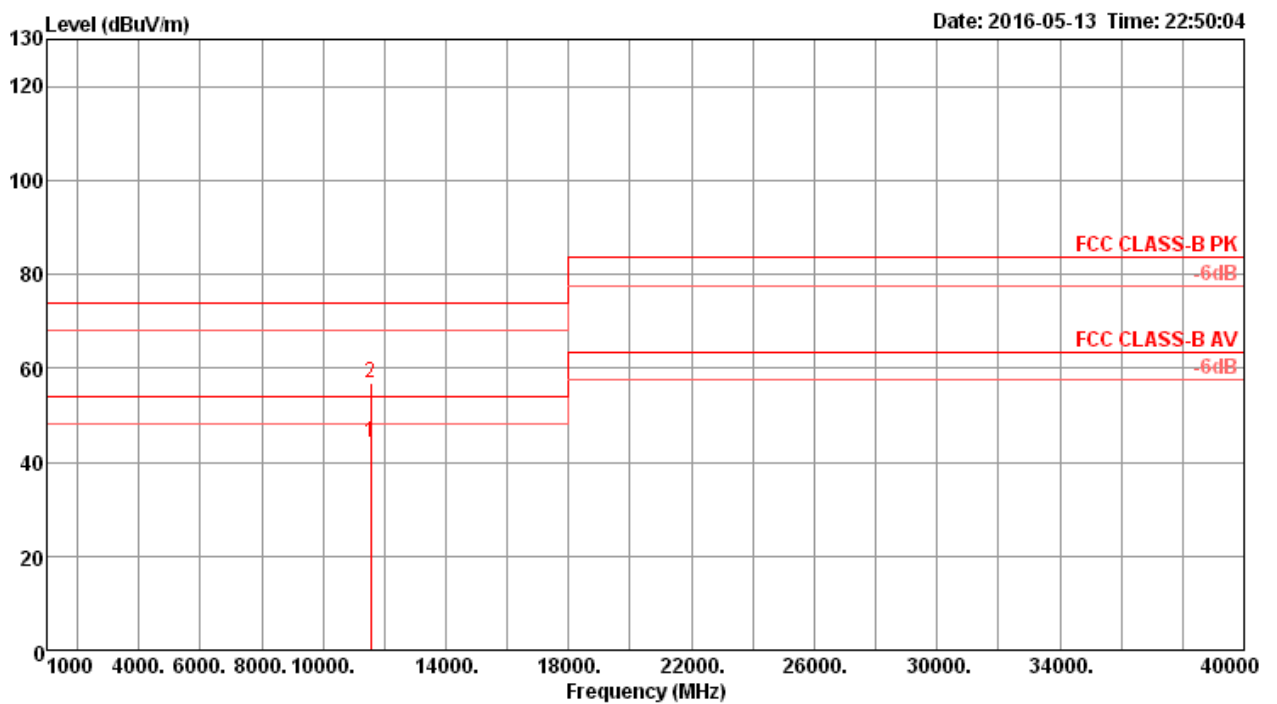
Vertical



	Freq	Level	Limit Line	Over Limit	Read Level	CableAntenna Loss	Preamp Factor	A/Pos	T/Pos	Remark	Pol/Phase	
	MHz	dBuV/m	dBuV/m	dB	dBuV	dB	dB/m	dB	cm	deg		
1	15629.69	57.63	74.00	-16.37	41.16	12.31	37.98	33.82	100	274	Peak	VERTICAL
2	15629.71	44.97	54.00	-9.03	28.50	12.31	37.98	33.82	100	274	Average	VERTICAL

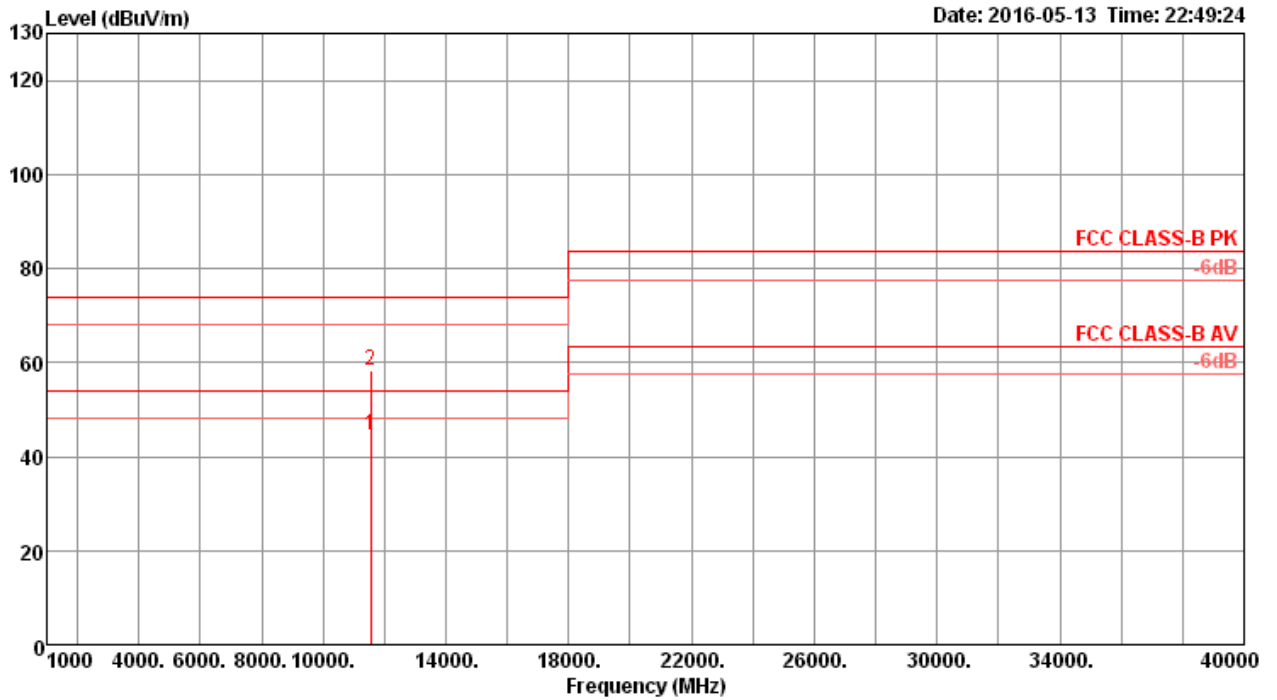
Temperature	22°C	Humidity	56%
Test Engineer	Nyle Chang & Peter Wu & Gary Chu & DK Chang & Eddie Weng & Stim Song & Brain Sun	Configurations	IEEE 802.11ac MCS0/Nss4 VHT80 CH 155 / Chain 1 + Chain 2 + Chain 3 + Chain 4
Test Mode	Mode 4		

Horizontal



	Freq	Level	Limit Line	Over Limit	Read Level	CableAntenna Loss	Preamp Factor	Preamp Factor	A/Pos	T/Pos	Remark	Pol/Phase
	MHz	dBuV/m	dBuV/m	dB	dBuV	dB	dB/m	dB	cm	deg		
1	11550.01	44.04	54.00	-9.96	27.56	10.67	39.20	33.39	100	185	Average	HORIZONTAL
2	11550.29	57.03	74.00	-16.97	40.54	10.68	39.20	33.39	100	185	Peak	HORIZONTAL

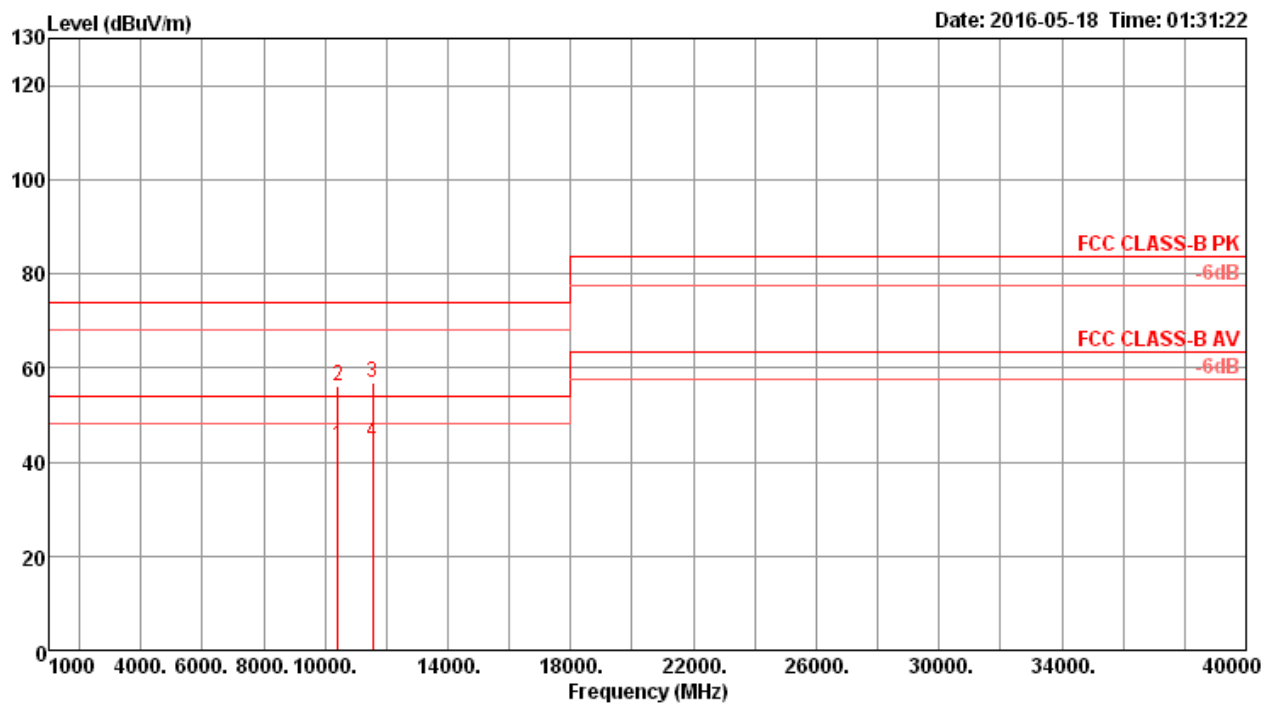
Vertical



	Freq	Level	Limit Line	Over Limit	Read Level	CableAntenna Loss	Preamp Factor	A/Pos	T/Pos	Remark	Pol/Phase	
	MHz	dBuV/m	dBuV/m	dB	dBuV	dB	dB/m	dB	cm	deg		
1	11549.50	44.56	54.00	-9.44	28.08	10.67	39.20	33.39	100	299	Average	VERTICAL
2	11549.87	58.14	74.00	-15.86	41.66	10.67	39.20	33.39	100	299	Peak	VERTICAL

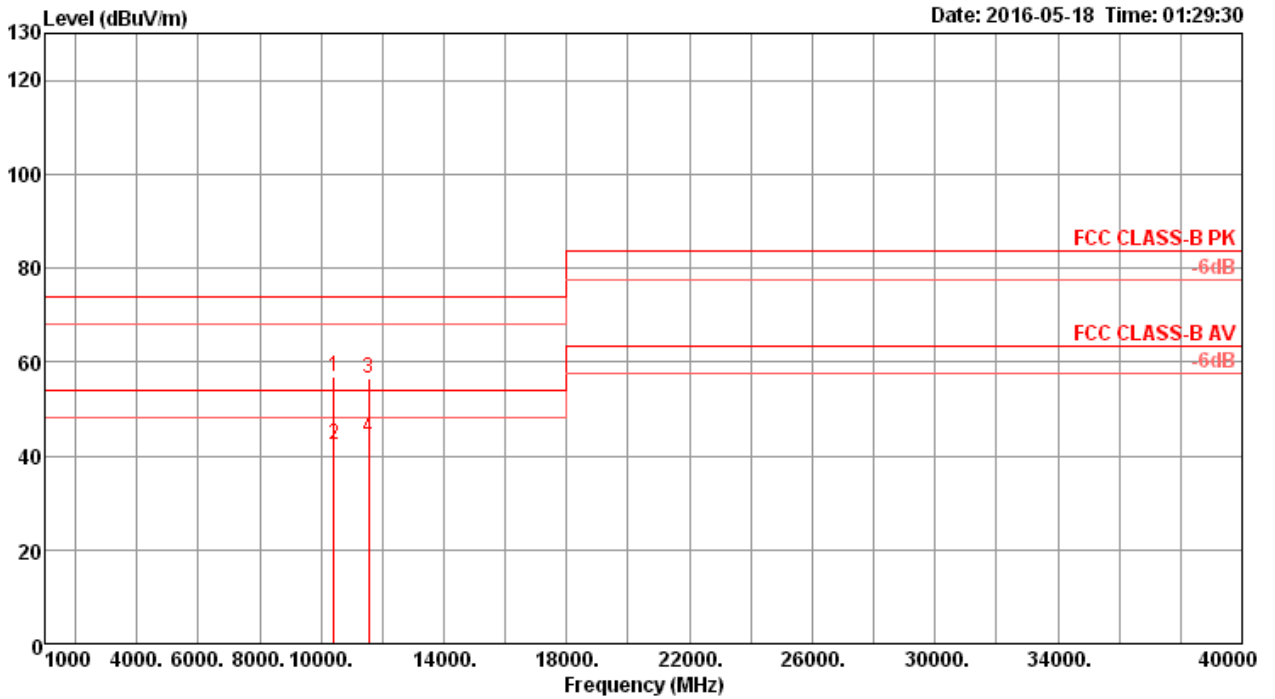
Temperature	22°C	Humidity	56%
Test Engineer	Nyle Chang & Peter Wu & Gary Chu & DK Chang & Eddie Weng & Stim Song & Brain Sun	Configurations	IEEE 802.11ac MCS0/Nss2 VHT80+80 Type 1 / CH 42+155 / Chain 1 + Chain 2 + Chain 3 + Chain 4
Test Mode	Mode 4		

Horizontal



	Freq	Level	Limit Line	Over Limit	Read Level	CableAntenna Loss	Preamp Factor	A/Pos	T/Pos	Remark	PoI/Phase
	MHz	dBuV/m	dBuV/m	dB	dBuV	dB	dB/m	dB	cm	deg	
1	10412.68	43.35	54.00	-10.65	28.11	10.47	38.51	33.74	148	289 Average	HORIZONTAL
2	10423.68	56.22	74.00	-17.78	40.98	10.47	38.51	33.74	148	289 Peak	HORIZONTAL
3	11552.00	56.86	74.00	-17.14	40.37	10.68	39.20	33.39	153	159 Peak	HORIZONTAL
4	11556.80	44.01	54.00	-9.99	27.52	10.68	39.20	33.39	153	159 Average	HORIZONTAL

Vertical



	Freq	Level	Limit	Over	Read	CableAntenna	Preamp	A/Pos	T/Pos	Remark	Pol/Phase	
	MHz	dBuV/m	dBuV/m	dB	dBuV	dB	dB/m	dB	cm	deg		
1	10411.00	56.98	74.00	-17.02	41.74	10.47	38.51	33.74	138	247	Peak	VERTICAL
2	10419.40	42.43	54.00	-11.57	27.19	10.47	38.51	33.74	138	247	Average	VERTICAL
3	11541.04	56.49	74.00	-17.51	40.00	10.67	39.20	33.38	157	155	Peak	VERTICAL
4	11554.04	43.88	54.00	-10.12	27.39	10.68	39.20	33.39	157	155	Average	VERTICAL

Note:

The amplitude of spurious emissions that are attenuated by more than 20dB below the permissible value has no need to be reported.

Emission level (dBUV/m) = 20 log Emission level (uV/m).

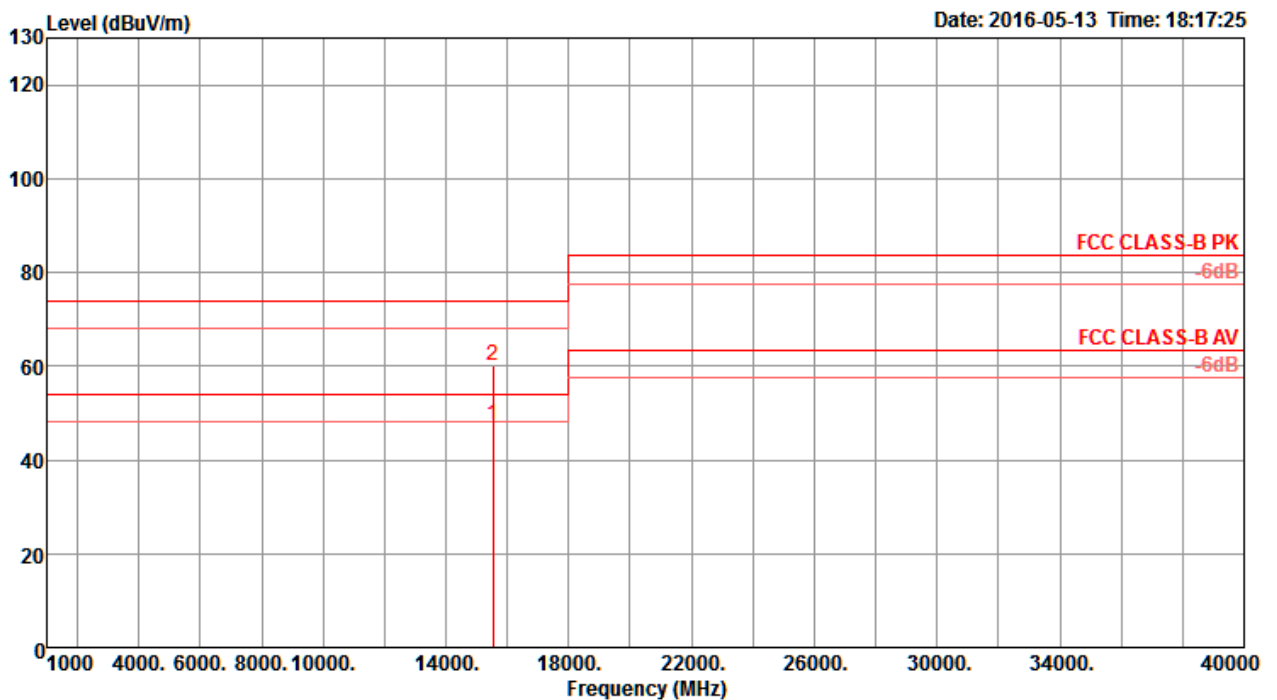
Corrected Reading: Antenna Factor + Cable Loss + Read Level - Preamp Factor = Level.



<For Radio 2 Beamforming Mode>

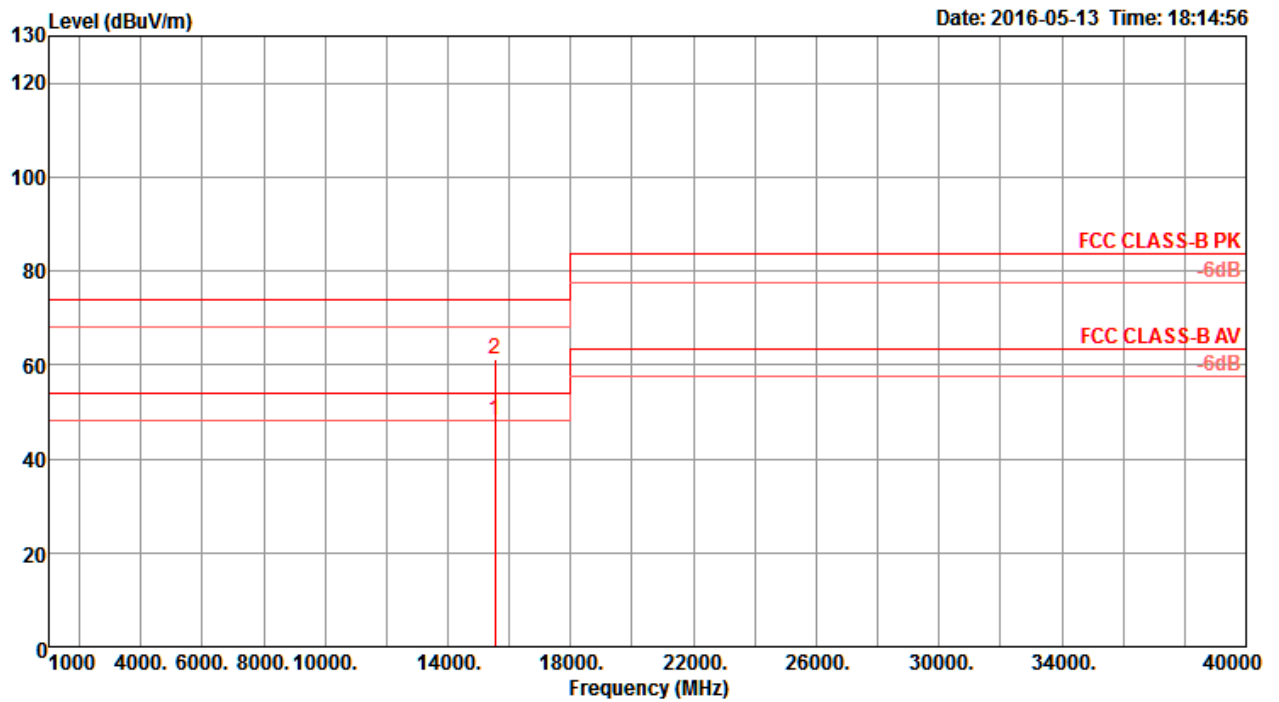
Temperature	22°C	Humidity	56%
Test Engineer	Nyle Chang & Peter Wu & Gary Chu & DK Chang & Eddie Weng & Stim Song & Brain Sun	Configurations	IEEE 802.11ac MCS0/Nss1 VHT20 CH 36 / Chain 1 + Chain 2 + Chain 3 + Chain 4
Test Mode	Mode 1		

Horizontal



	Freq	Level	Limit	Over	Read	CableAntenna	Preamp	T/Pos	A/Pos	Remark	Pol/Phase
	MHz	dBuV/m	dBuV/m	dB	dBuV	dB	dB/m	dB	deg	cm	
1	15532.76	47.36	54.00	-6.64	32.61	11.23	38.16	34.64	320	142 Average	HORIZONTAL
2	15542.36	60.08	74.00	-13.92	45.33	11.23	38.16	34.64	320	142 Peak	HORIZONTAL

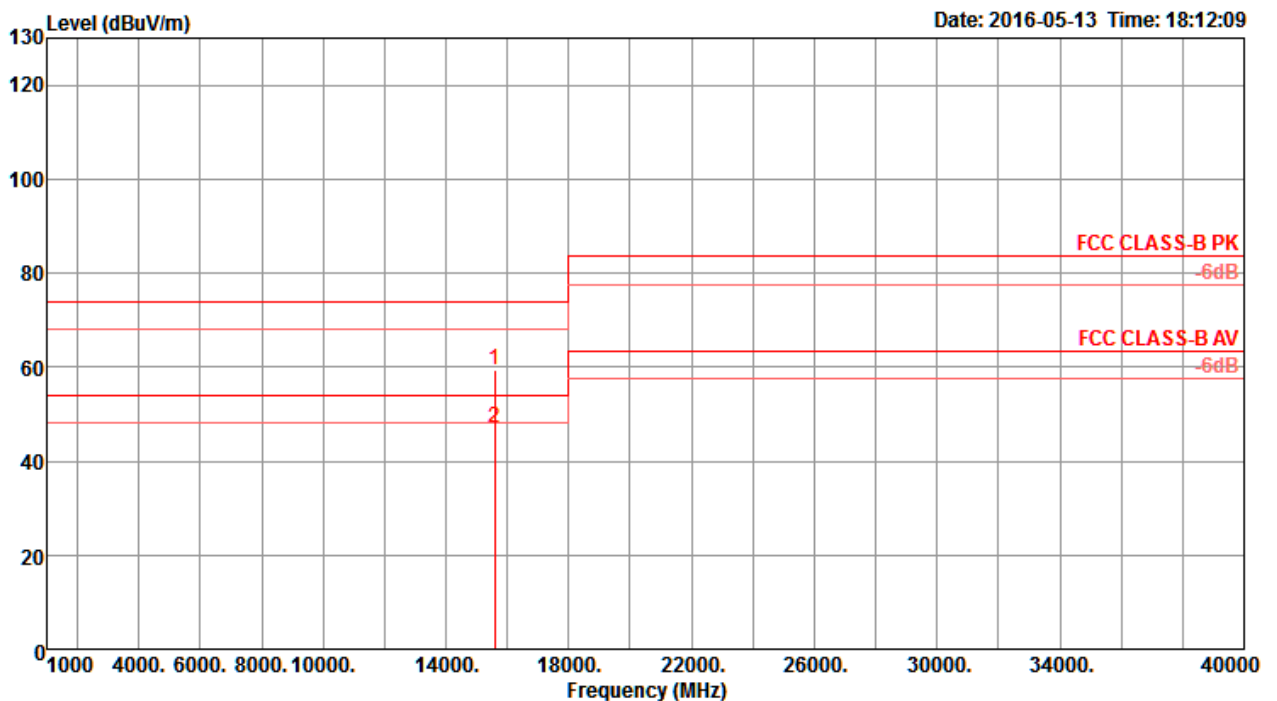
Vertical



	Freq	Level	Limit	Over	Read	CableAntenna	Preamp	T/Pos	A/Pos	Remark	Pol/Phase	
	MHz	dBuV/m	dBuV/m	dB	dBuV	dB	dB/m	dB	deg	cm		
1	15541.56	48.12	54.00	-5.88	33.37	11.23	38.16	34.64	73	231	Average	VERTICAL
2	15546.48	61.36	74.00	-12.64	46.61	11.23	38.16	34.64	73	231	Peak	VERTICAL

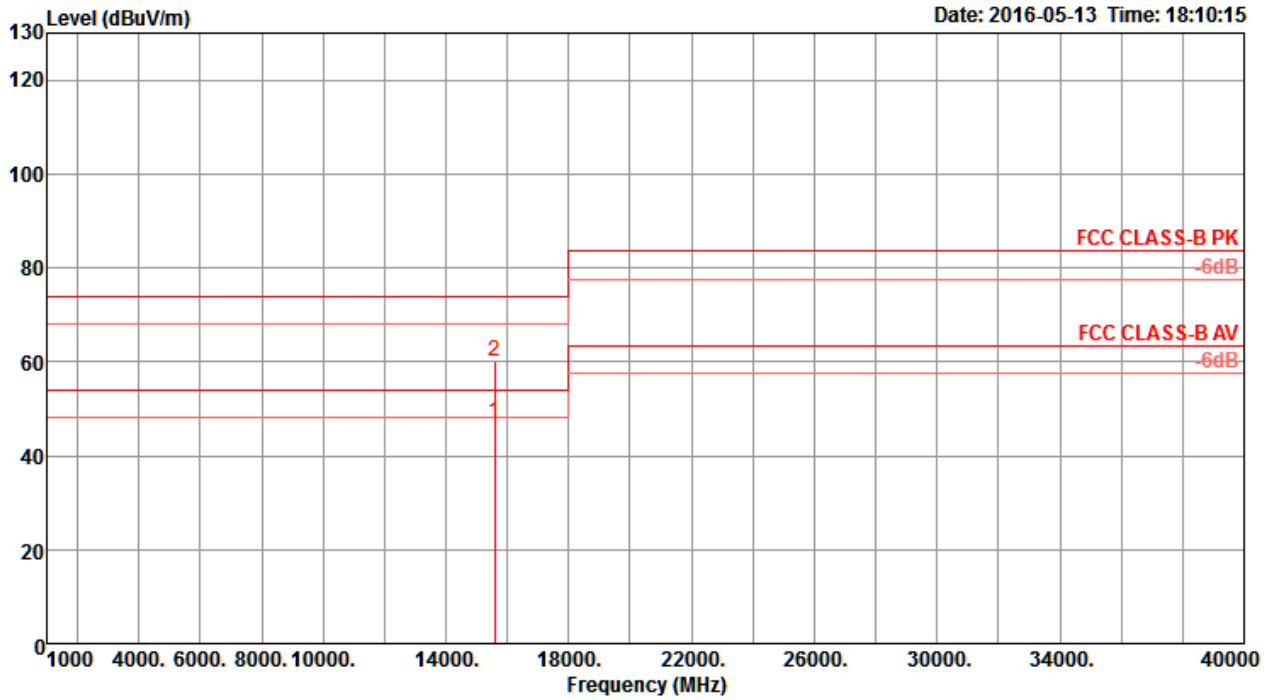
Temperature	22°C	Humidity	56%
Test Engineer	Nyle Chang & Peter Wu & Gary Chu & DK Chang & Eddie Weng & Stim Song & Brain Sun	Configurations	IEEE 802.11ac MCS0/Nss1 VHT20 CH 40 / Chain 1 + Chain 2 + Chain 3 + Chain 4
Test Mode	Mode 1		

Horizontal



	Freq	Level	Limit Line	Over Limit	Read Level	Cable Loss	Antenna Factor	Preamp Factor	T/Pos	A/Pos	Remark	Pol/Phase
	MHz	dBuV/m	dBuV/m	dB	dBuV	dB	dB/m	dB	deg	cm		
1	15590.16	59.34	74.00	-14.66	44.55	11.24	38.23	34.68	340	245	Peak	HORIZONTAL
2	15598.24	46.97	54.00	-7.03	32.18	11.24	38.23	34.68	340	245	Average	HORIZONTAL

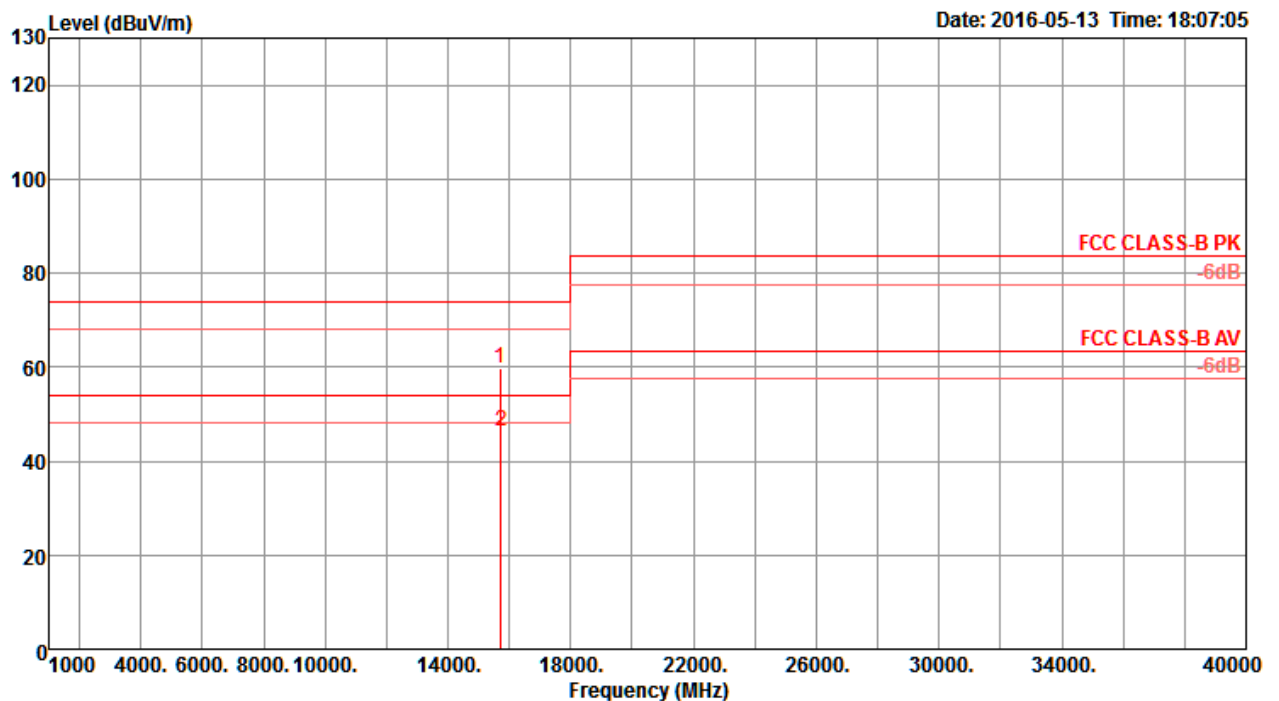
Vertical



	Freq	Level	Limit	Over	Read	CableAntenna	Preamp	T/Pos	A/Pos	Remark	Pol/Phase	
	MHz	dBuV/m	dBuV/m	dB	dBuV	dB	dB/m	dB	deg	cm		
1	15593.64	46.98	54.00	-7.02	32.19	11.24	38.23	34.68	31	272	Average	VERTICAL
2	15599.12	60.29	74.00	-13.71	45.50	11.24	38.23	34.68	31	272	Peak	VERTICAL

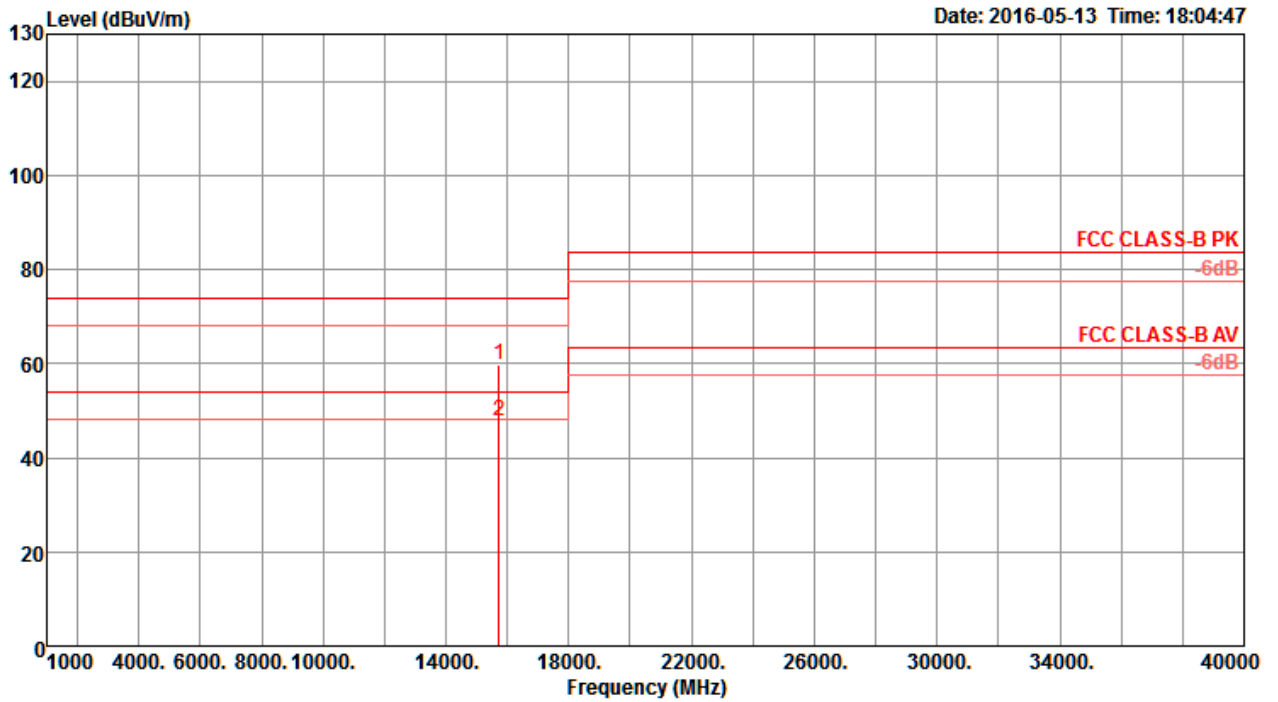
Temperature	22°C	Humidity	56%
Test Engineer	Nyle Chang & Peter Wu & Gary Chu & DK Chang & Eddie Weng & Stim Song & Brain Sun	Configurations	IEEE 802.11ac MCS0/Nss1 VHT20 CH 48 / Chain 1 + Chain 2 + Chain 3 + Chain 4
Test Mode	Mode 1		

Horizontal



	Freq	Level	Limit Line	Over Limit	Read Level	Cable Loss	Antenna Factor	Preamp Factor	T/Pos	A/Pos	Remark	Pol/Phase
	MHz	dBuV/m	dBuV/m	dB	dBuV	dB	dB/m	dB	deg	cm		
1	15713.44	59.63	74.00	-14.37	44.75	11.27	38.42	34.81	346	288	Peak	HORIZONTAL
2	15728.08	46.34	54.00	-7.66	31.46	11.27	38.42	34.81	346	288	Average	HORIZONTAL

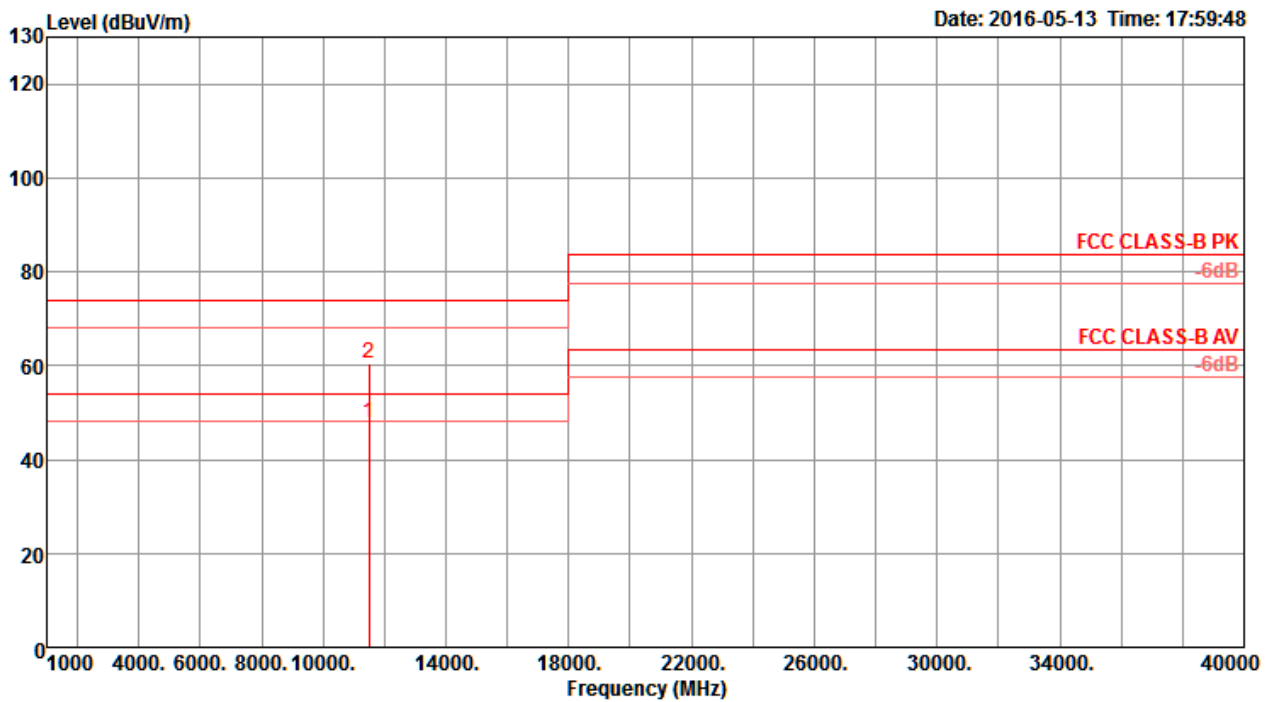
Vertical



	Freq	Level	Limit	Over	Read	CableAntenna	Preamp	T/Pos	A/Pos	Remark	Pol/Phase
	MHz	dBuV/m	dBuV/m	dB	dBuV	dB	dB/m	deg	cm		
1	15722.52	59.65	74.00	-14.35	44.77	11.27	38.42	34.81	50	261 Peak	VERTICAL
2	15723.08	47.79	54.00	-6.21	32.91	11.27	38.42	34.81	50	261 Average	VERTICAL

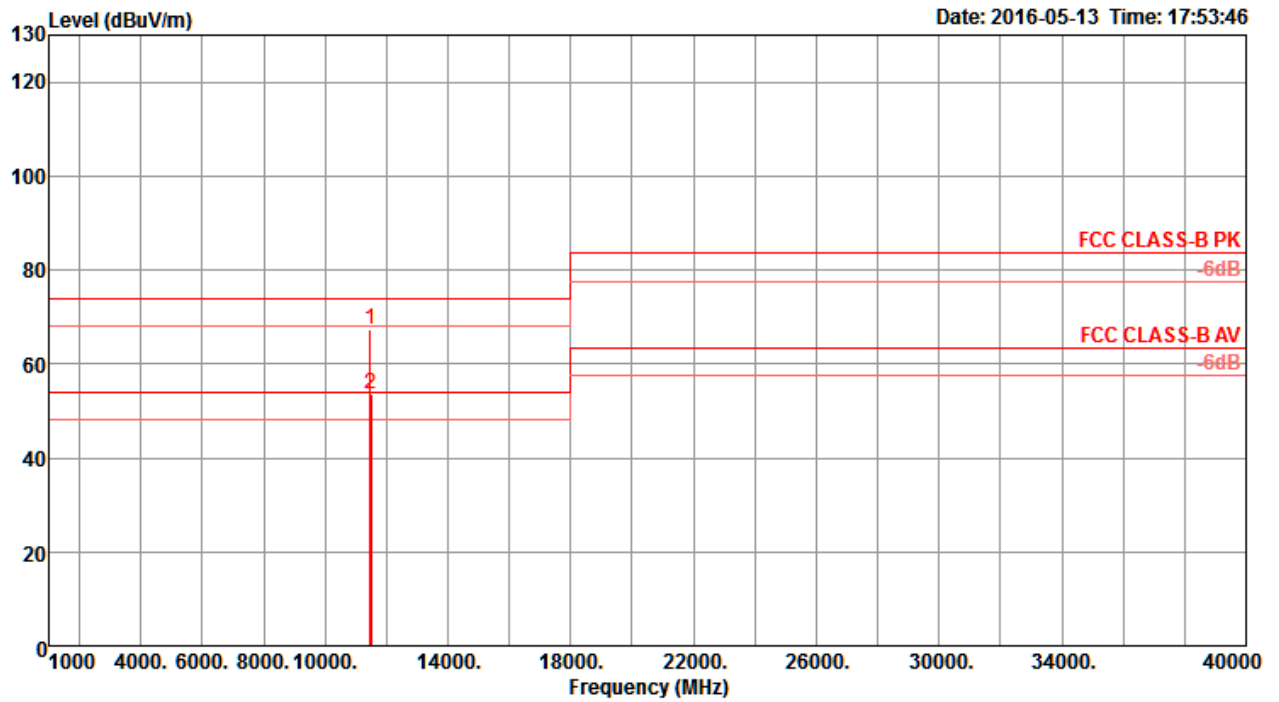
Temperature	22°C	Humidity	56%
Test Engineer	Nyle Chang & Peter Wu & Gary Chu & DK Chang & Eddie Weng & Stim Song & Brain Sun	Configurations	IEEE 802.11ac MCS0/Nss1 VHT20 CH 149 / Chain 1 + Chain 2 + Chain 3 + Chain 4
Test Mode	Mode 1		

Horizontal



	Freq	Level	Limit	Over	Read	Cable	Antenna	Preamp	T/Pos	A/Pos	Remark	Pol/Phase
	MHz	dBuV/m	dBuV/m	dB	dBuV	dB	dB/m	dB	deg	cm		
1	11485.00	47.69	54.00	-6.31	34.19	9.62	38.50	34.62	192	278	Average	HORIZONTAL
2	11497.04	60.54	74.00	-13.46	47.04	9.62	38.50	34.62	192	278	Peak	HORIZONTAL

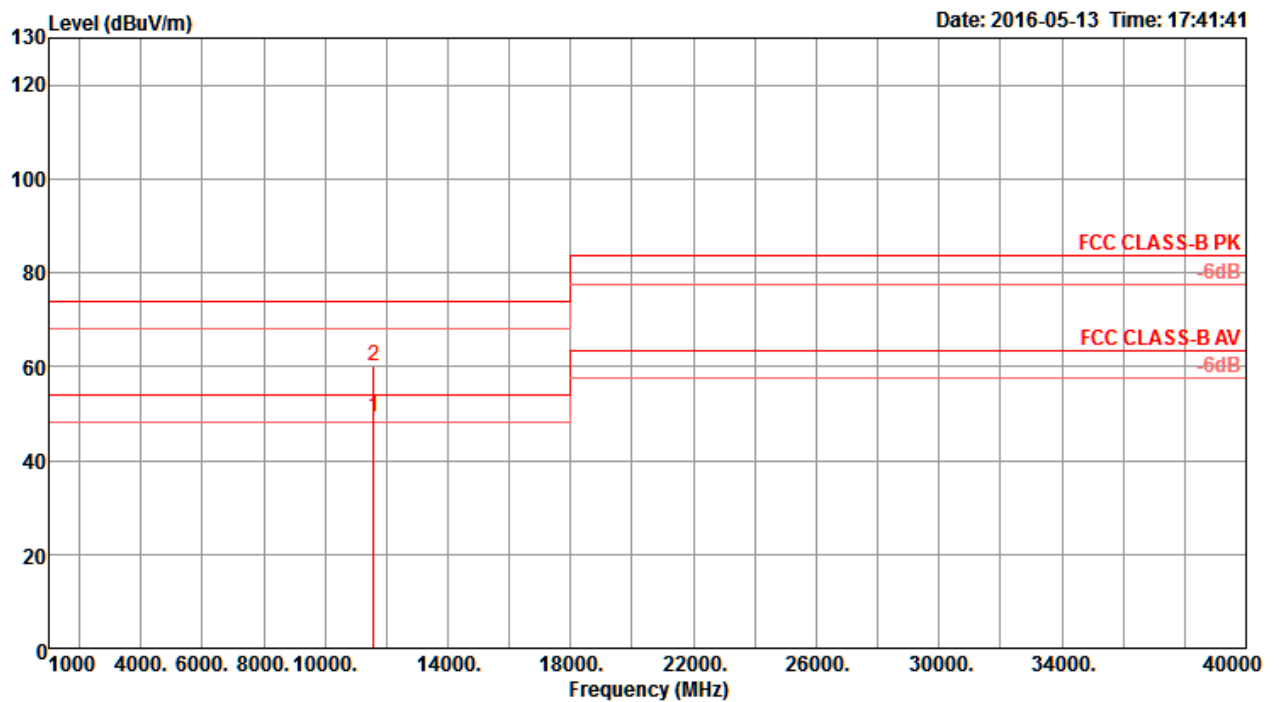
Vertical



	Freq	Level	Limit	Over	Read	CableAntenna	Preamp	T/Pos	A/Pos	Remark	Pol/Phase
	MHz	dBuV/m	dBuV/m	dB	dBuV	dB	dB/m	dB	deg	cm	
1	11481.84	67.49	74.00	-6.51	53.99	9.62	38.50	34.62	336	205 Peak	VERTICAL
2	11490.52	53.72	54.00	-0.28	40.22	9.62	38.50	34.62	336	205 Average	VERTICAL

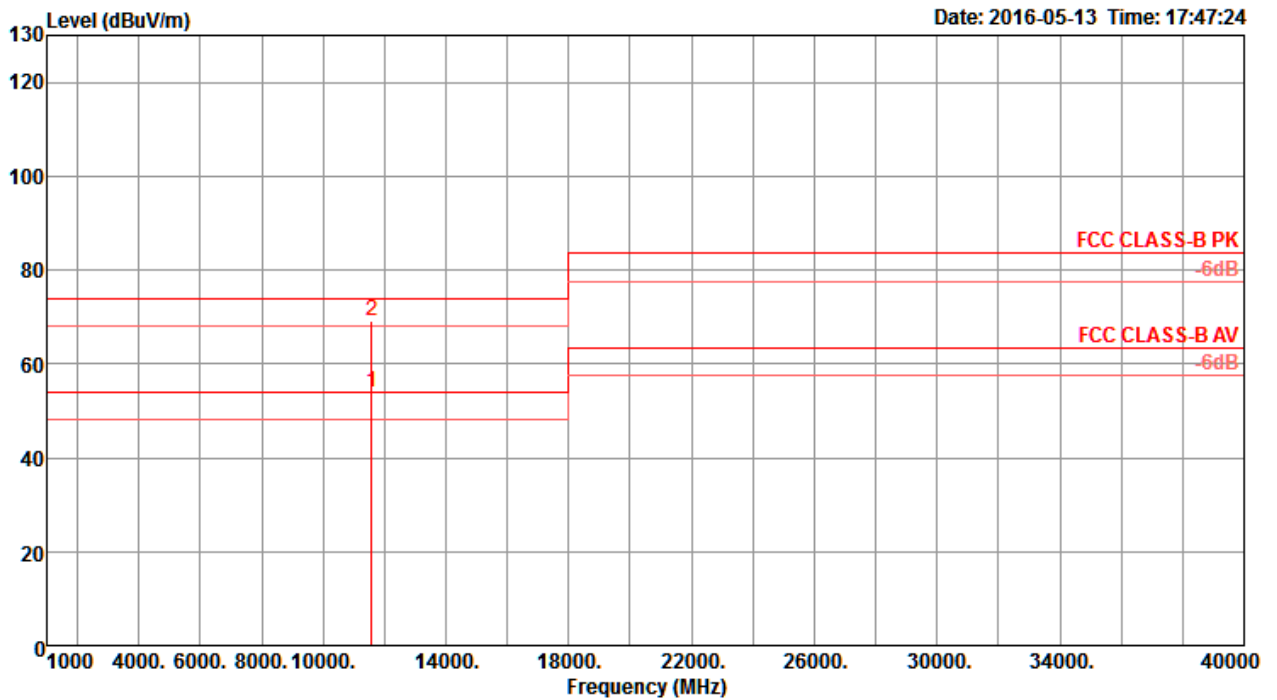
Temperature	22°C	Humidity	56%
Test Engineer	Nyle Chang & Peter Wu & Gary Chu & DK Chang & Eddie Weng & Stim Song & Brain Sun	Configurations	IEEE 802.11ac MCS0/Nss1 VHT20 CH 157 / Chain 1 + Chain 2 + Chain 3 + Chain 4
Test Mode	Mode 1		

Horizontal



	Freq	Level	Limit Line	Over Limit	Read Level	Cable Loss	Antenna Factor	Preamp Factor	T/Pos	A/Pos	Remark	Pol/Phase
	MHz	dBuV/m	dBuV/m	dB	dBuV	dB	dB/m	dB	deg	cm		
1	11568.28	49.09	54.00	-4.91	35.60	9.61	38.53	34.65	120	202	Average	HORIZONTAL
2	11568.72	60.20	74.00	-13.80	46.71	9.61	38.53	34.65	120	202	Peak	HORIZONTAL

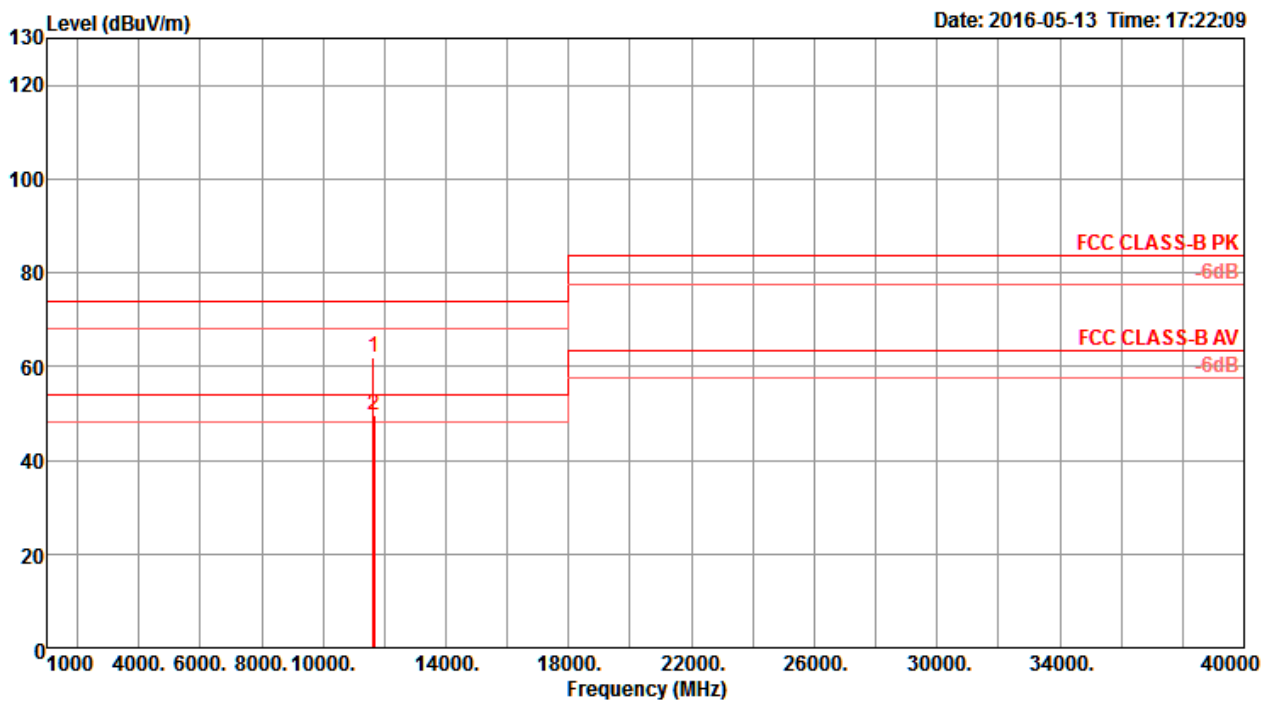
Vertical



	Freq	Level	Limit	Over	Read	CableAntenna	Preamp	T/Pos	A/Pos	Remark	Pol/Phase
	MHz	dBuV/m	dBuV/m	dB	dBuV	dB	dB/m	dB	deg	cm	
1	11570.40	53.97	54.00	-0.03	40.48	9.61	38.53	34.65	337	211 Average	VERTICAL
2	11571.44	69.00	74.00	-5.00	55.51	9.61	38.53	34.65	337	211 Peak	VERTICAL

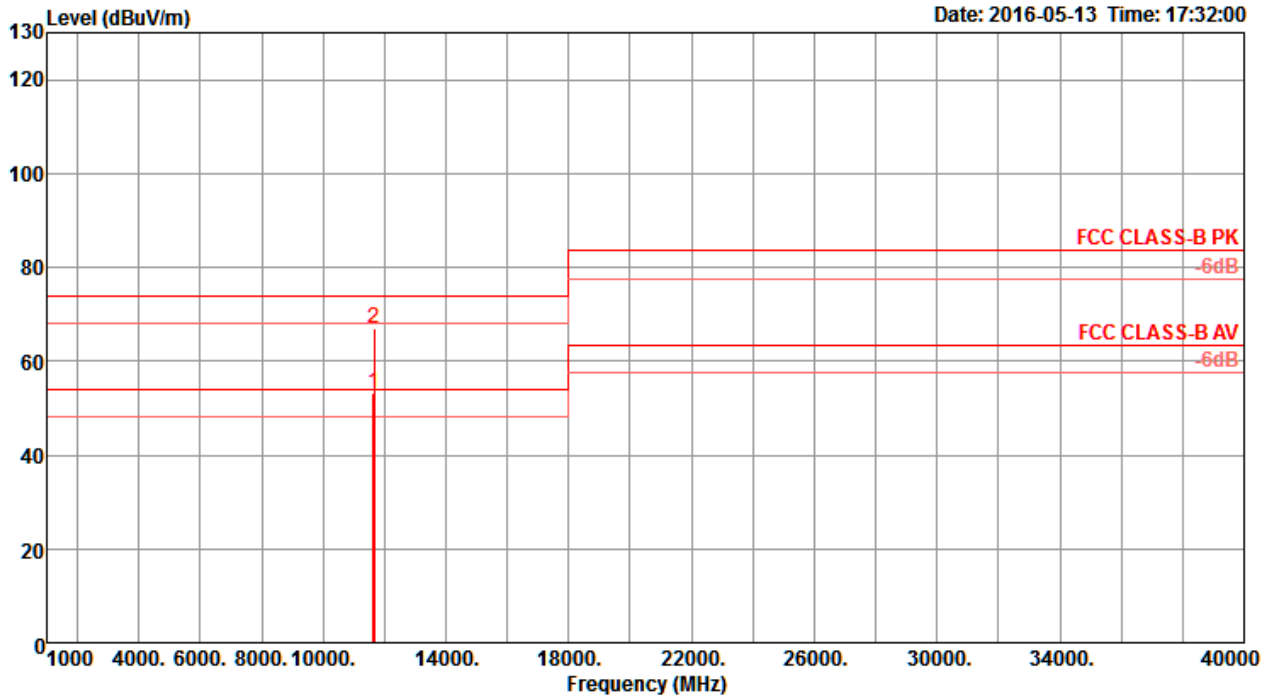
Temperature	22°C	Humidity	56%
Test Engineer	Nyle Chang & Peter Wu & Gary Chu & DK Chang & Eddie Weng & Stim Song & Brain Sun	Configurations	IEEE 802.11ac MCS0/Nss1 VHT20 CH 165 / Chain 1 + Chain 2 + Chain 3 + Chain 4
Test Mode	Mode 1		

Horizontal



	Freq	Level	Limit Line	Over Limit	Read Level	Cable Loss	Antenna Factor	Preamp Factor	T/Pos	A/Pos	Remark	Pol/Phase
	MHz	dBuV/m	dBuV/m	dB	dBuV	dB	dB/m	dB	deg	cm		
1	11648.64	61.78	74.00	-12.22	48.31	9.60	38.55	34.68	120	204	Peak	HORIZONTAL
2	11650.04	49.62	54.00	-4.38	36.15	9.60	38.55	34.68	120	204	Average	HORIZONTAL

Vertical

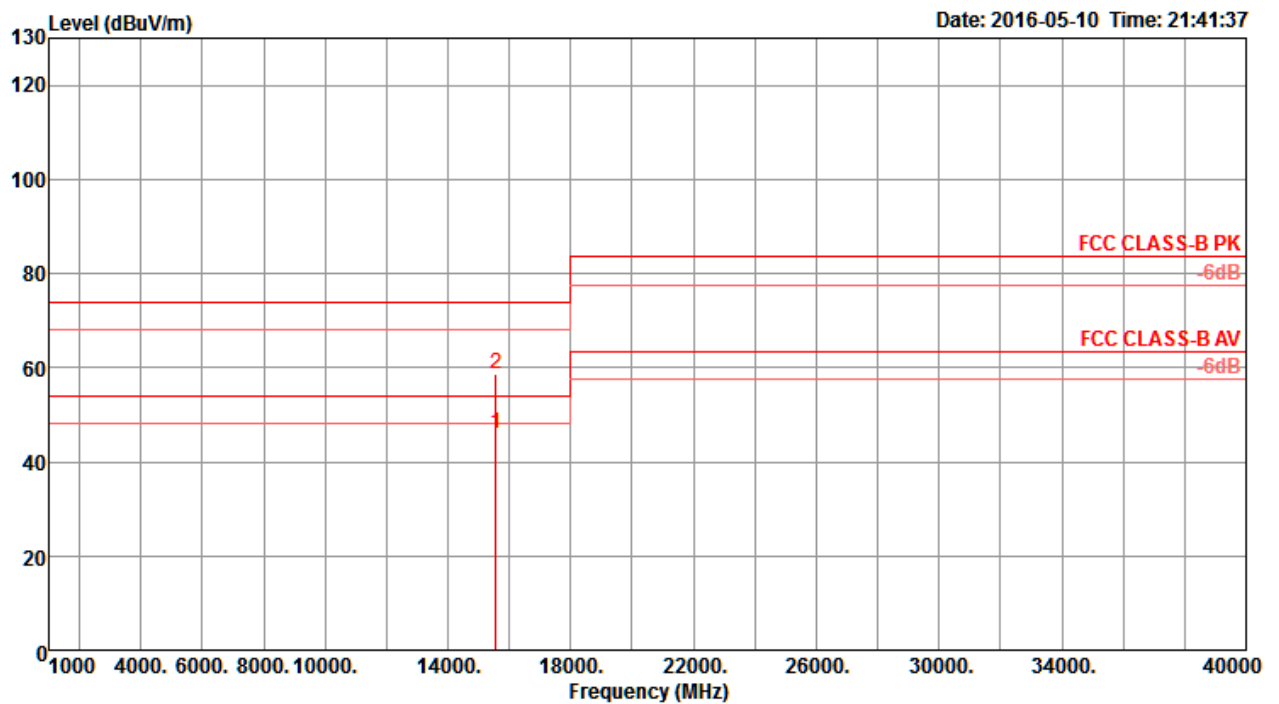


	Freq	Level	Limit	Over	Read	CableAntenna	Preamp	T/Pos	A/Pos	Remark	Pol/Phase
	MHz	dBuV/m	dBuV/m	dB	dBuV	dB	dB/m	dB	deg	cm	
1	11648.92	53.21	54.00	-0.79	39.74	9.60	38.55	34.68	328	201 Average	VERTICAL
2	11649.72	66.84	74.00	-7.16	53.37	9.60	38.55	34.68	328	201 Peak	VERTICAL



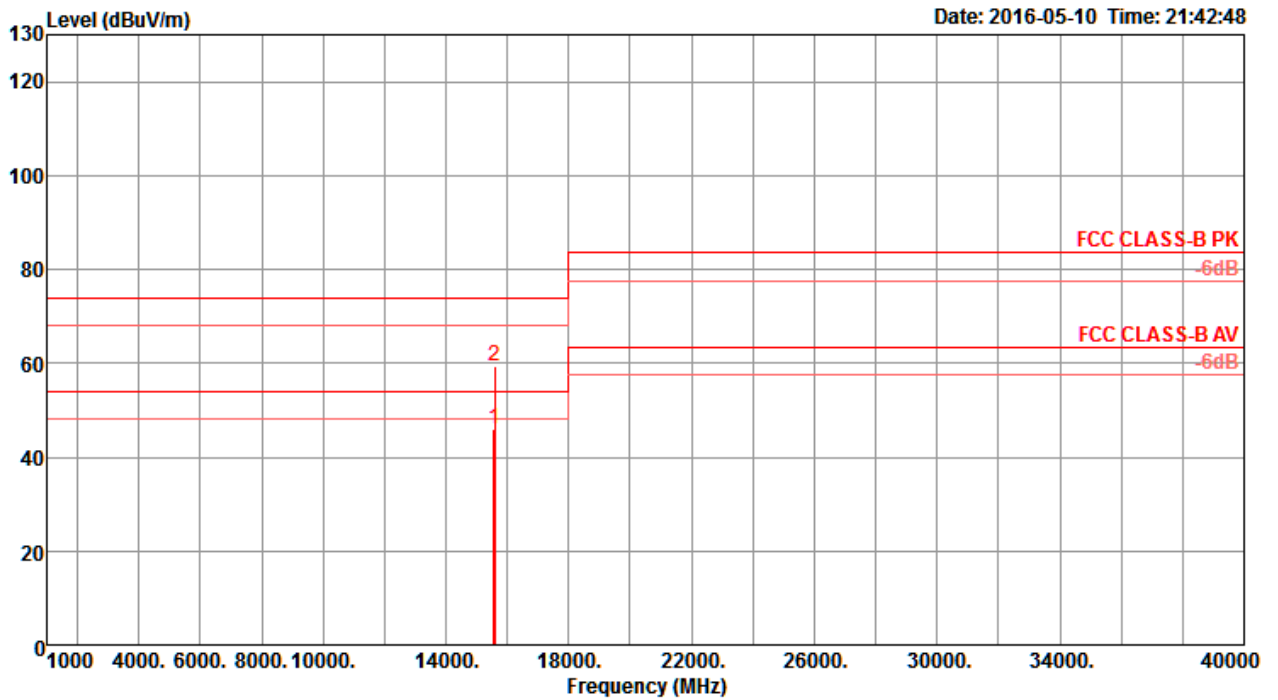
Temperature	22°C	Humidity	56%
Test Engineer	Nyle Chang & Peter Wu & Gary Chu & DK Chang & Eddie Weng & Stim Song & Brain Sun	Configurations	IEEE 802.11ac MCS0/Nss1 VHT40 CH 38 / Chain 1 + Chain 2 + Chain 3 + Chain 4
Test Mode	Mode 1		

Horizontal



	Freq	Level	Limit	Over	Read	CableAntenna	Preamp	T/Pos	A/Pos	Remark	Pol/Phase
	MHz	dBuV/m	dBuV/m	dB	dBuV	dB	dB/m	dB	deg	cm	
1	15556.10	45.99	54.00	-8.01	31.16	11.24	38.23	34.64	88	155 Average	HORIZONTAL
2	15567.10	58.55	74.00	-15.45	43.76	11.24	38.23	34.68	88	155 Peak	HORIZONTAL

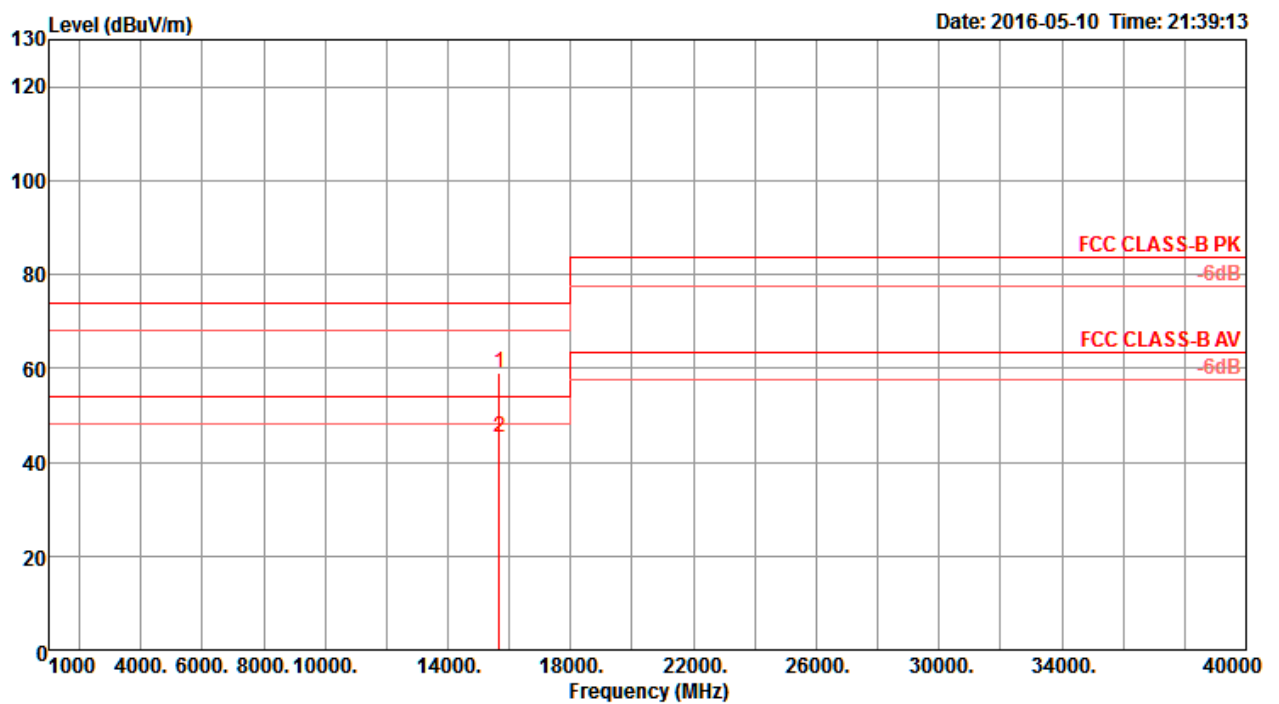
Vertical



	Freq	Level	Limit	Over	Read	CableAntenna	Preamp	T/Pos	A/Pos	Remark	Pol/Phase
	MHz	dBuV/m	dBuV/m	dB	dBuV	dB	dB/m	deg	cm		
1	15559.00	45.98	54.00	-8.02	31.19	11.24	38.23	34.68	263	158 Average	VERTICAL
2	15581.60	59.22	74.00	-14.78	44.43	11.24	38.23	34.68	263	158 Peak	VERTICAL

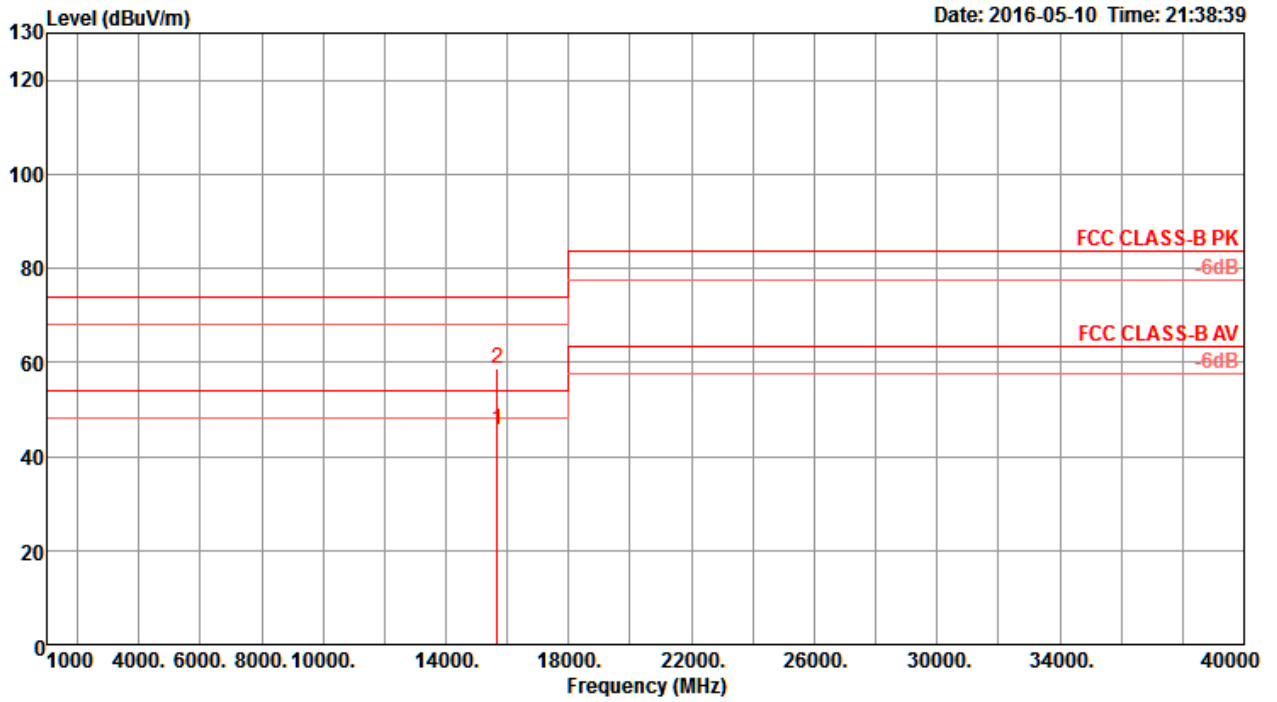
Temperature	22°C	Humidity	56%
Test Engineer	Nyle Chang & Peter Wu & Gary Chu & DK Chang & Eddie Weng & Stim Song & Brain Sun	Configurations	IEEE 802.11ac MCS0/Nss1 VHT40 CH 46 / Chain 1 + Chain 2 + Chain 3 + Chain 4
Test Mode	Mode 1		

Horizontal



	Freq	Level	Limit Line	Over Limit	Read Level	Cable Loss	Antenna Factor	Preamp Factor	T/Pos	A/Pos	Remark	Pol/Phase
	MHz	dBuV/m	dBuV/m	dB	dBuV	dB	dB/m	dB	deg	cm		
1	15676.50	58.87	74.00	-15.13	44.03	11.26	38.35	34.77	319	167	Peak	HORIZONTAL
2	15684.60	45.17	54.00	-8.83	30.33	11.26	38.35	34.77	319	167	Average	HORIZONTAL

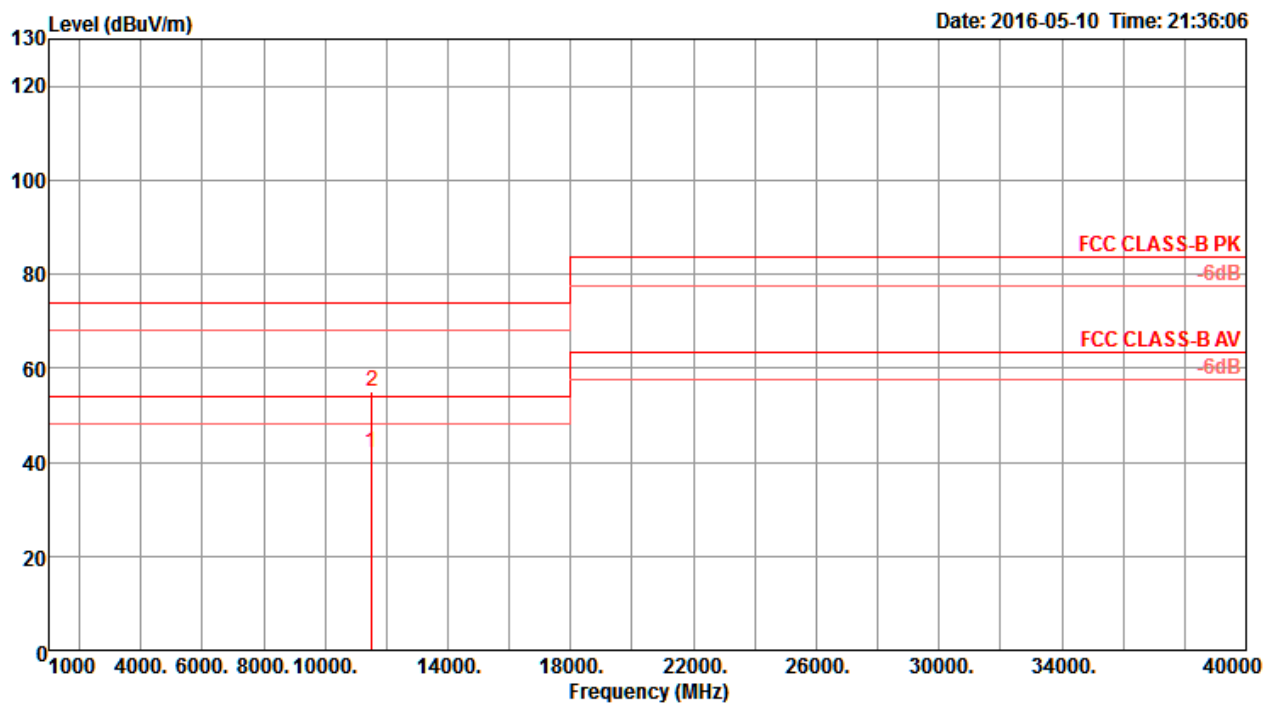
Vertical



	Freq	Level	Limit	Over	Read	CableAntenna	Preamp	T/Pos	A/Pos	Remark	Pol/Phase
	MHz	dBuV/m	dBuV/m	dB	dBuV	dB	dB/m	deg	cm		
1	15675.20	45.50	54.00	-8.50	30.66	11.26	38.35	34.77	211	165 Average	VERTICAL
2	15676.50	58.78	74.00	-15.22	43.94	11.26	38.35	34.77	211	165 Peak	VERTICAL

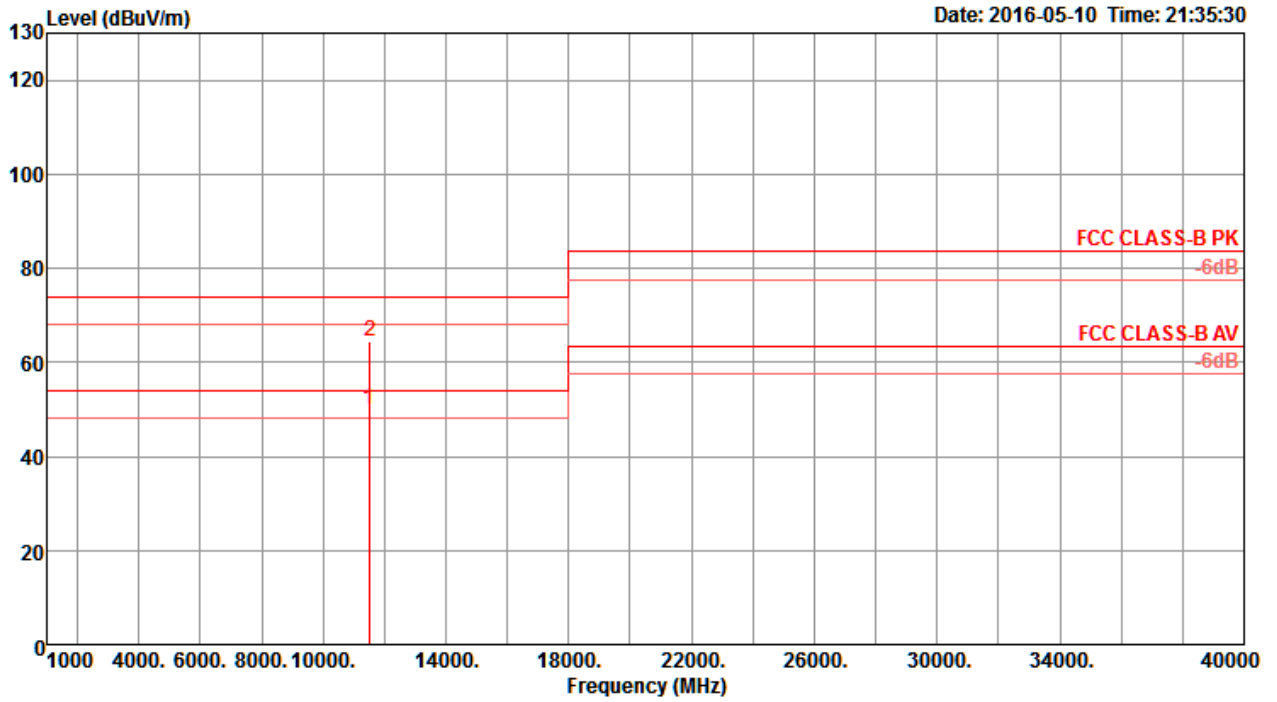
Temperature	22°C	Humidity	56%
Test Engineer	Nyle Chang & Peter Wu & Gary Chu & DK Chang & Eddie Weng & Stim Song & Brain Sun	Configurations	IEEE 802.11ac MCS0/Nss1 VHT40 CH 151 / Chain 1 + Chain 2 + Chain 3 + Chain 4
Test Mode	Mode 1		

Horizontal



	Freq	Level	Limit	Over	Read	Cable	Antenna	Preamp	T/Pos	A/Pos	Remark	Pol/Phase
	MHz	dBuV/m	dBuV/m	dB	dBuV	dB	dB/m	dB	deg	cm		
1	11504.30	42.16	54.00	-11.84	28.66	9.62	38.50	34.62	151	199	Average	HORIZONTAL
2	11514.30	54.96	74.00	-19.04	41.47	9.62	38.50	34.63	151	199	Peak	HORIZONTAL

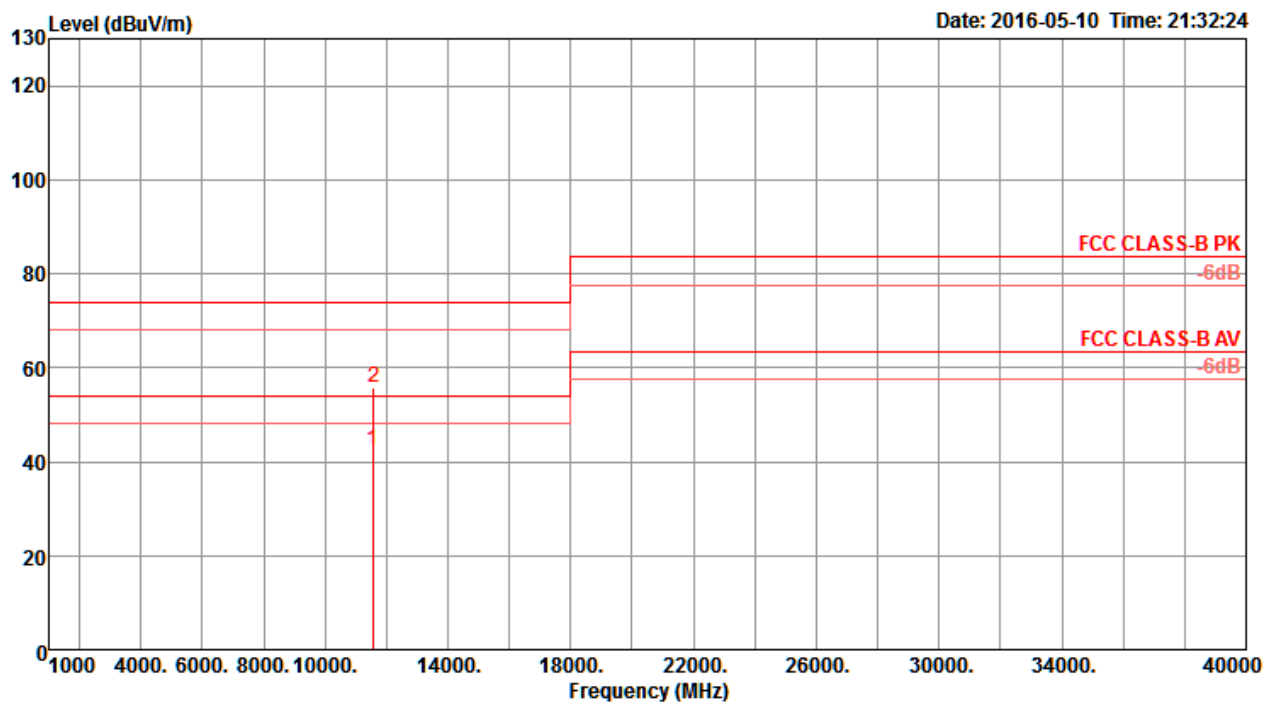
Vertical



	Freq	Level	Limit	Over	Read	Cable	Antenna	Preamp	T/Pos	A/Pos	Remark	Pol/Phase
	MHz	dBuV/m	dBuV/m	dB	dBuV	dB	dB/m	dB	deg	cm		
1	11501.30	50.00	54.00	-4.00	36.50	9.62	38.50	34.62	245	212	Average	VERTICAL
2	11522.30	64.30	74.00	-9.70	50.81	9.61	38.51	34.63	245	212	Peak	VERTICAL

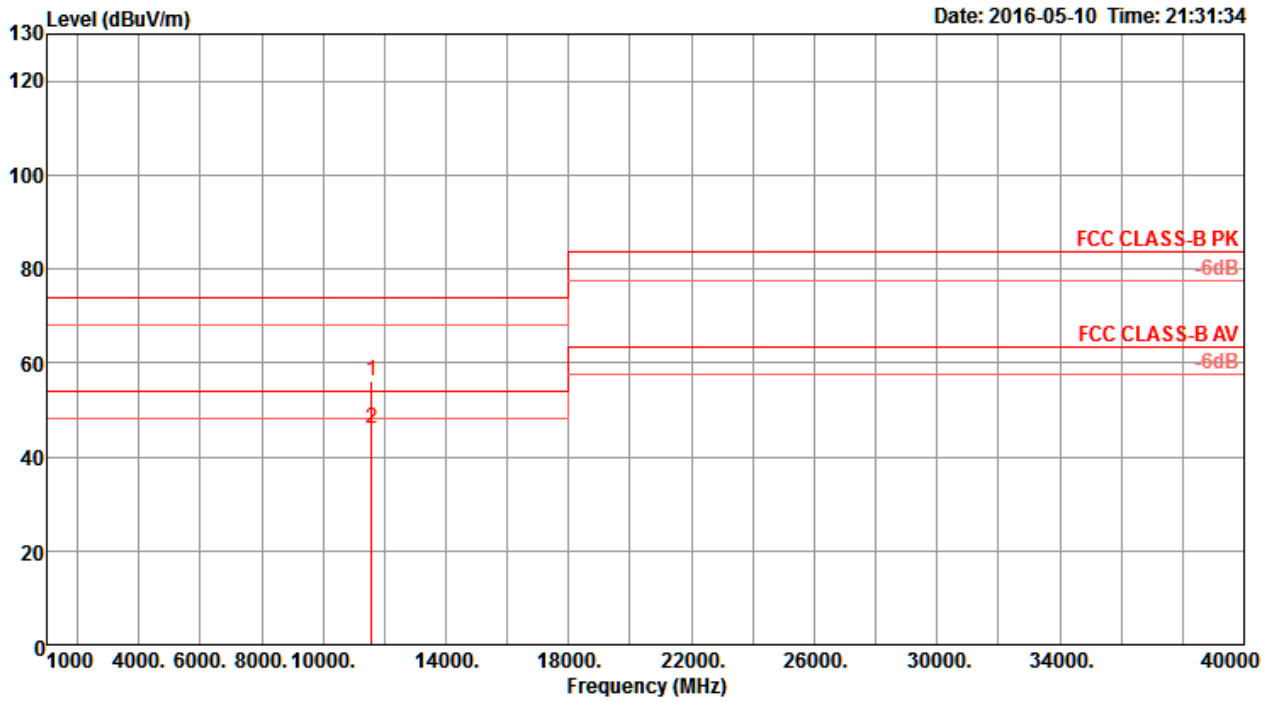
Temperature	22°C	Humidity	56%
Test Engineer	Nyle Chang & Peter Wu & Gary Chu & DK Chang & Eddie Weng & Stim Song & Brain Sun	Configurations	IEEE 802.11ac MCS0/Nss1 VHT40 CH 159 / Chain 1 + Chain 2 + Chain 3 + Chain 4
Test Mode	Mode 1		

Horizontal



	Freq	Level	Limit Line	Over Limit	Read Level	CableAntenna Loss	Preamp Factor	T/Pos	A/Pos	Remark	Pol/Phase
	MHz	dBuV/m	dBuV/m	dB	dBuV	dB	dB/m	deg	cm		
1	11565.50	42.39	54.00	-11.61	28.90	9.61	38.53	34.65	312	162 Average	HORIZONTAL
2	11588.70	55.64	74.00	-18.36	42.16	9.60	38.54	34.66	312	162 Peak	HORIZONTAL

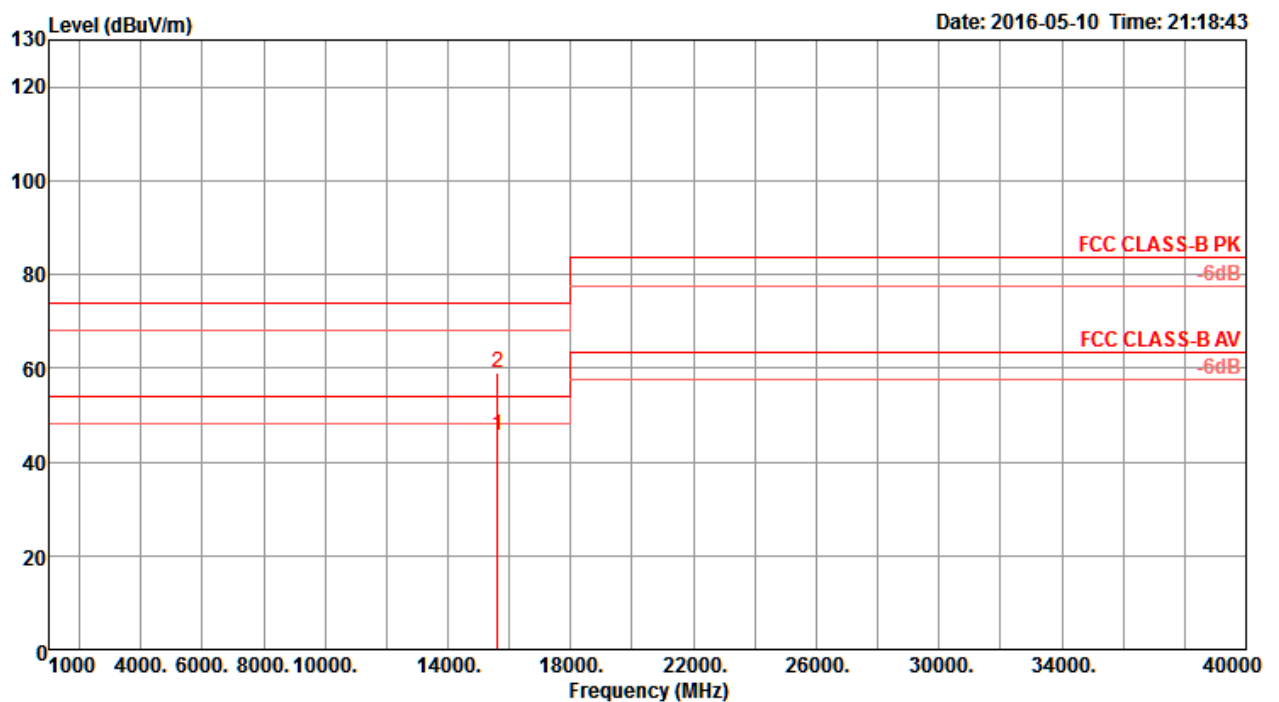
Vertical



	Freq	Level	Limit	Over	Read	CableAntenna	Preamp	T/Pos	A/Pos	Remark	Pol/Phase
	MHz	dBuV/m	dBuV/m	dB	dBuV	dB	dB/m	dB	deg	cm	
1	11571.50	56.22	74.00	-17.78	42.73	9.61	38.53	34.65	224	158 Peak	VERTICAL
2	11582.30	45.92	54.00	-8.08	32.43	9.61	38.53	34.65	224	158 Average	VERTICAL

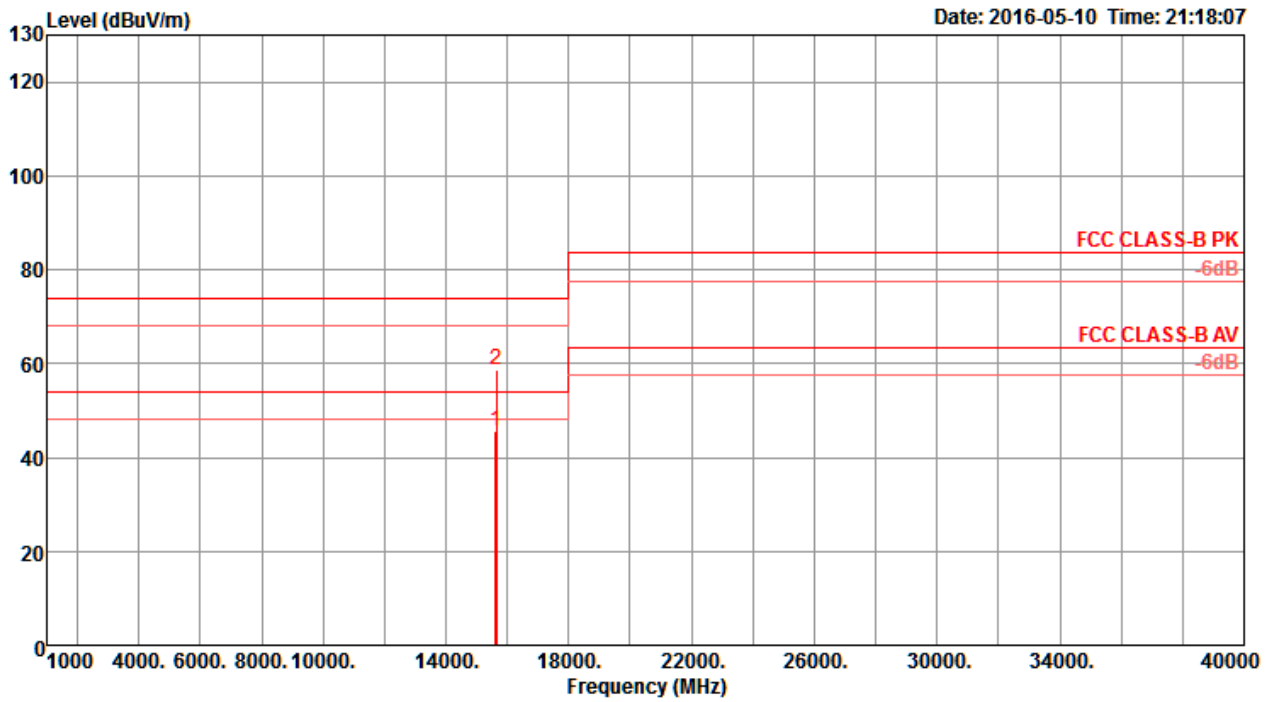
Temperature	22°C	Humidity	56%
Test Engineer	Nyle Chang & Peter Wu & Gary Chu & DK Chang & Eddie Weng & Stim Song & Brain Sun	Configurations	IEEE 802.11ac MCS0/Nss1 VHT80 CH 42 / Chain 1 + Chain 2 + Chain 3 + Chain 4
Test Mode	Mode 1		

Horizontal



	Freq	Level	Limit Line	Over Limit	Read Level	Cable Loss	Antenna Factor	Preamp Factor	T/Pos	A/Pos	Remark	Pol/Phase
	MHz	dBuV/m	dBuV/m	dB	dBuV	dB	dB/m	dB	deg	cm		
1	15605.90	45.63	54.00	-8.37	30.77	11.25	38.29	34.68	344	177	Average	HORIZONTAL
2	15615.90	58.85	74.00	-15.15	44.04	11.25	38.29	34.73	344	177	Peak	HORIZONTAL

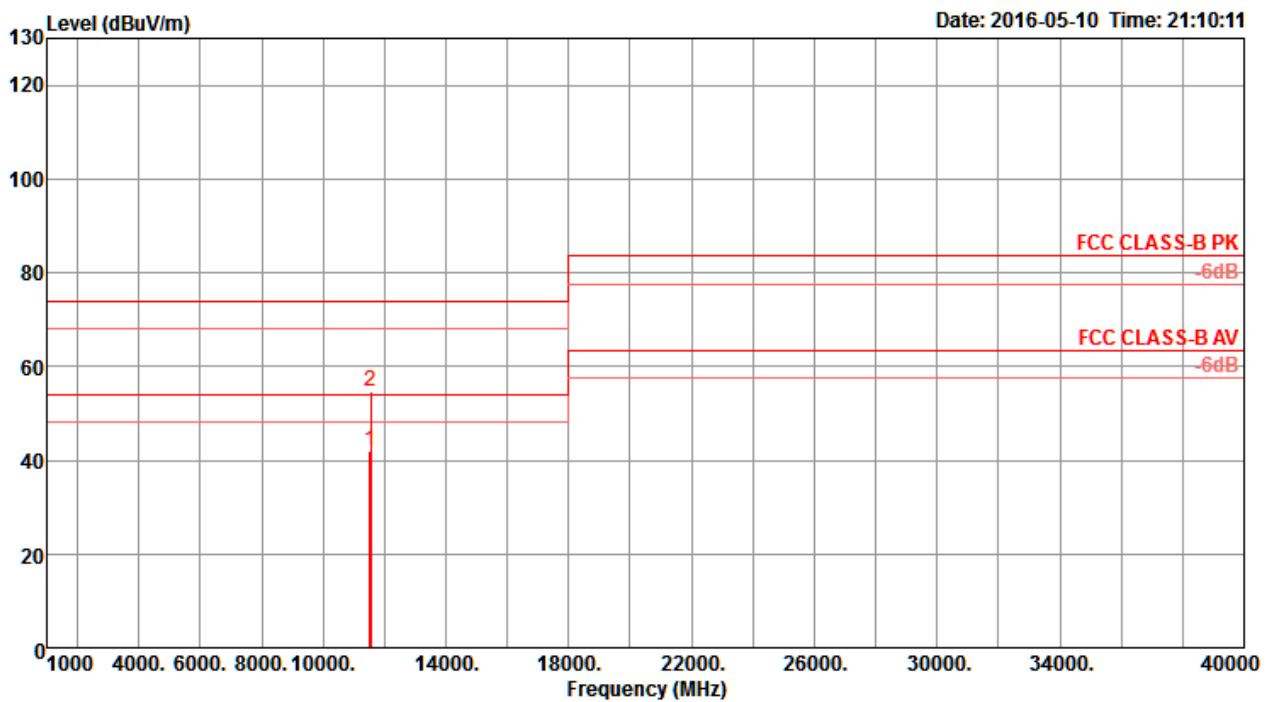
Vertical



	Freq	Level	Limit	Over	Read	CableAntenna	Preamp	T/Pos	A/Pos	Remark	Pol/Phase
	MHz	dBuV/m	dBuV/m	dB	dBuV	dB	dB/m	deg	cm		
1	15607.40	45.68	54.00	-8.32	30.82	11.25	38.29	34.68	203	185 Average	VERTICAL
2	15642.90	58.51	74.00	-15.49	43.70	11.25	38.29	34.73	203	185 Peak	VERTICAL

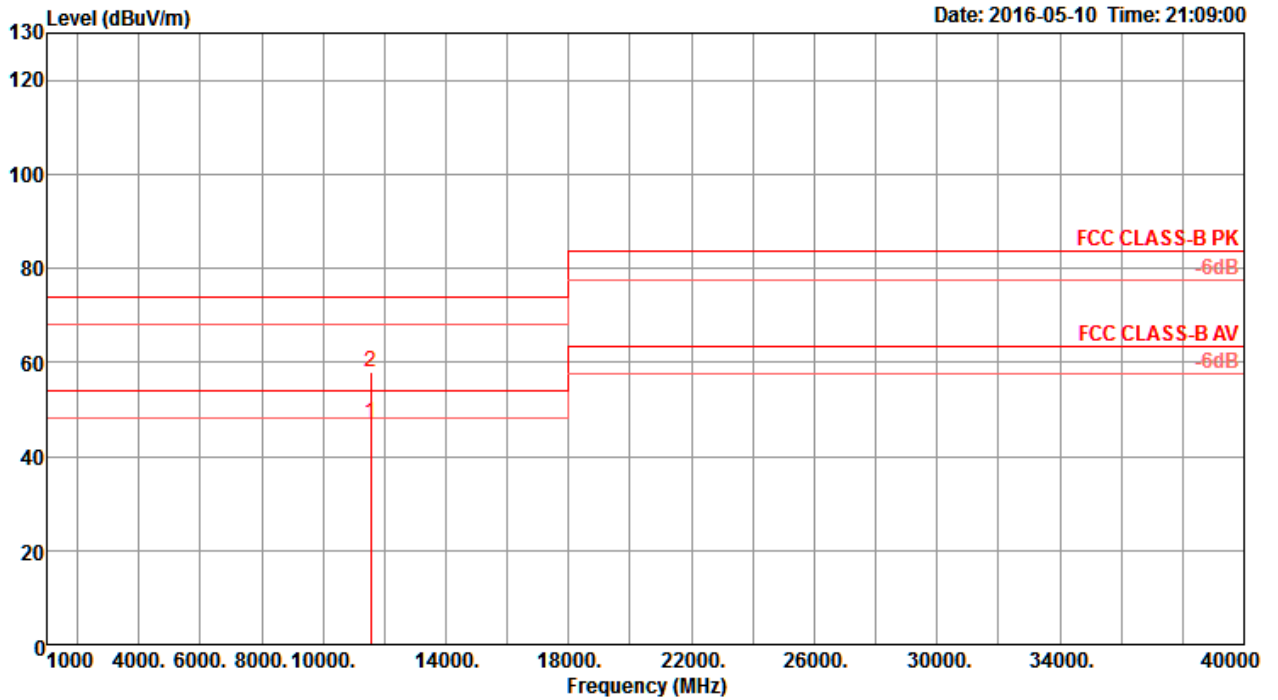
Temperature	22°C	Humidity	56%
Test Engineer	Nyle Chang & Peter Wu & Gary Chu & DK Chang & Eddie Weng & Stim Song & Brain Sun	Configurations	IEEE 802.11ac MCS0/Nss1 VHT80 CH 155 / Chain 1 + Chain 2 + Chain 3 + Chain 4
Test Mode	Mode 1		

Horizontal



	Freq	Level	Limit Line	Over Limit	Read Level	Cable Loss	Antenna Factor	Preamp Factor	T/Pos	A/Pos	Remark	Pol/Phase
	MHz	dBuV/m	dBuV/m	dB	dBuV	dB	dB/m	dB	deg	cm		
1	11535.20	42.00	54.00	-12.00	28.51	9.61	38.51	34.63	128	189	Average	HORIZONTAL
2	11565.50	54.71	74.00	-19.29	41.22	9.61	38.53	34.65	128	189	Peak	HORIZONTAL

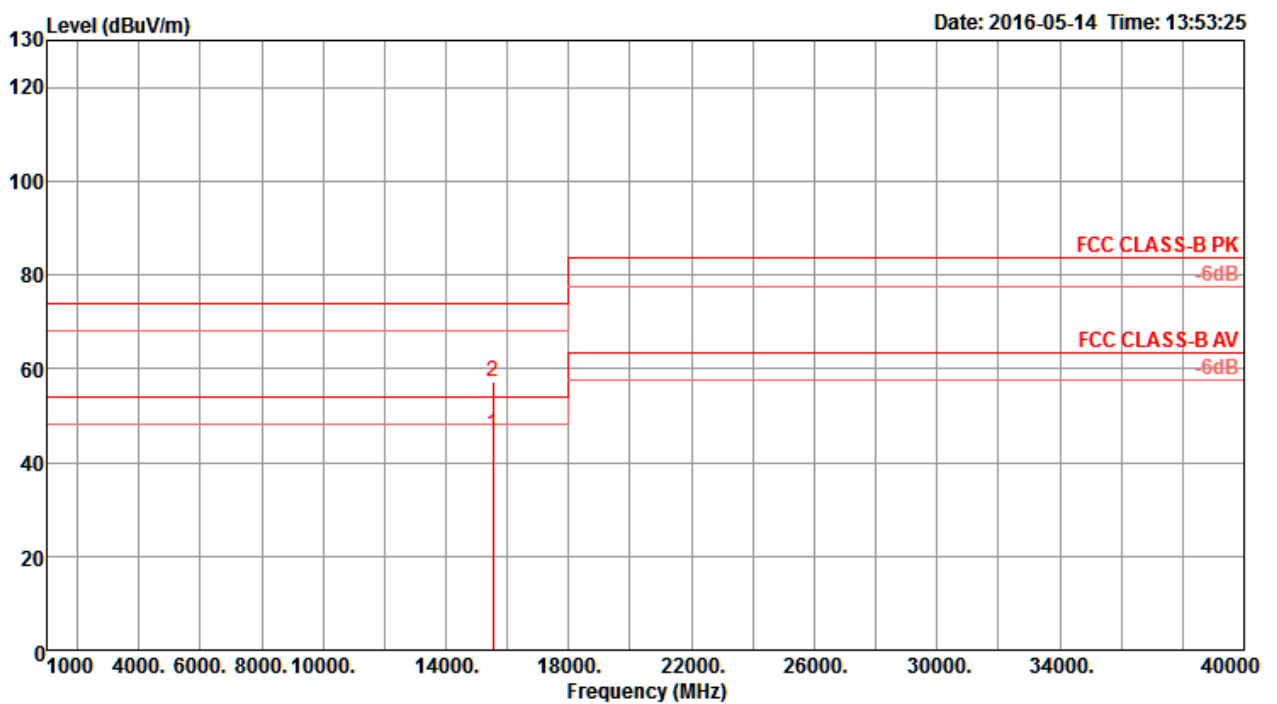
Vertical



	Freq	Level	Limit	Over	Read	CableAntenna	Preamp	T/Pos	A/Pos	Remark	Pol/Phase	
	MHz	dBuV/m	dBuV/m	dB	dBuV	dB	dB/m	dB	deg	cm		
1	11540.90	47.09	54.00	-6.91	33.60	9.61	38.51	34.63	238	194	Average	VERTICAL
2	11562.10	57.78	74.00	-16.22	44.29	9.61	38.53	34.65	238	194	Peak	VERTICAL

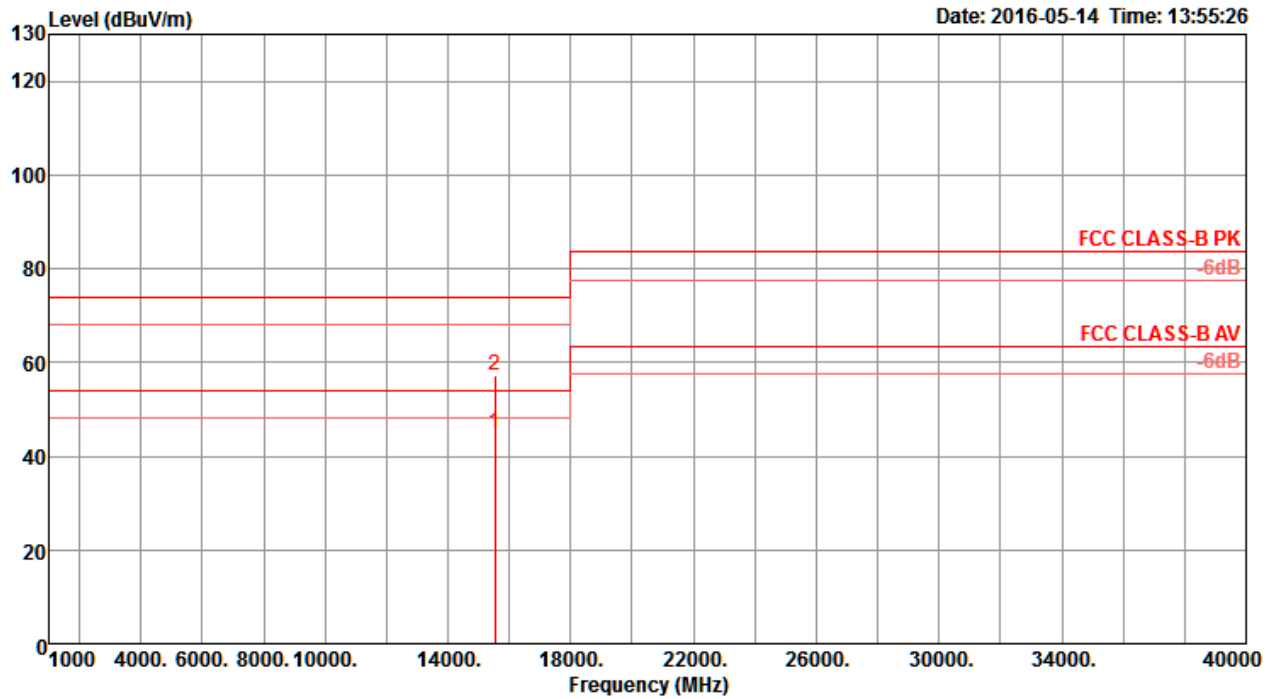
Temperature	22°C	Humidity	56%
Test Engineer	Nyle Chang & Peter Wu & Gary Chu & DK Chang & Eddie Weng & Stim Song & Brain Sun	Configurations	IEEE 802.11ac MCS0/Nss2 VHT20 CH 36 / Chain 1 + Chain 2 + Chain 3 + Chain 4
Test Mode	Mode 1		

Horizontal



	Freq	Level	Limit	Over	Read	Cable	Antenna	Preamp	T/Pos	A/Pos	Remark	Pol/Phase
	MHz	dBuV/m	dBuV/m	dB	dBuV	dB	dB/m	dB	deg	cm		
1	15540.88	45.98	54.00	-8.02	31.23	11.23	38.16	34.64	338	279	Average	HORIZONTAL
2	15544.52	57.30	74.00	-16.70	42.55	11.23	38.16	34.64	338	279	Peak	HORIZONTAL

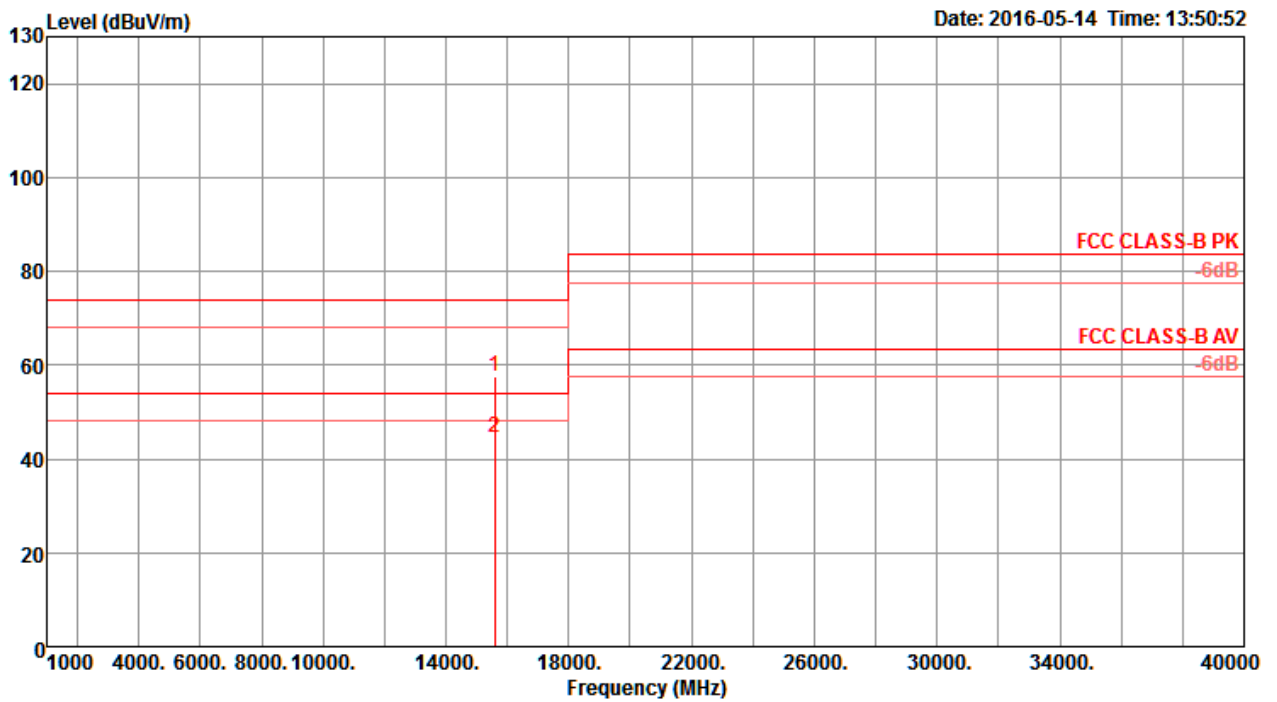
Vertical



	Freq	Level	Limit	Over	Read	CableAntenna	Preamp	T/Pos	A/Pos	Remark	Pol/Phase	
	MHz	dBuV/m	dBuV/m	dB	dBuV	dB	dB/m	deg	cm			
1	15535.24	44.81	54.00	-9.19	30.06	11.23	38.16	34.64	78	232	Average	VERTICAL
2	15540.80	57.26	74.00	-16.74	42.51	11.23	38.16	34.64	78	232	Peak	VERTICAL

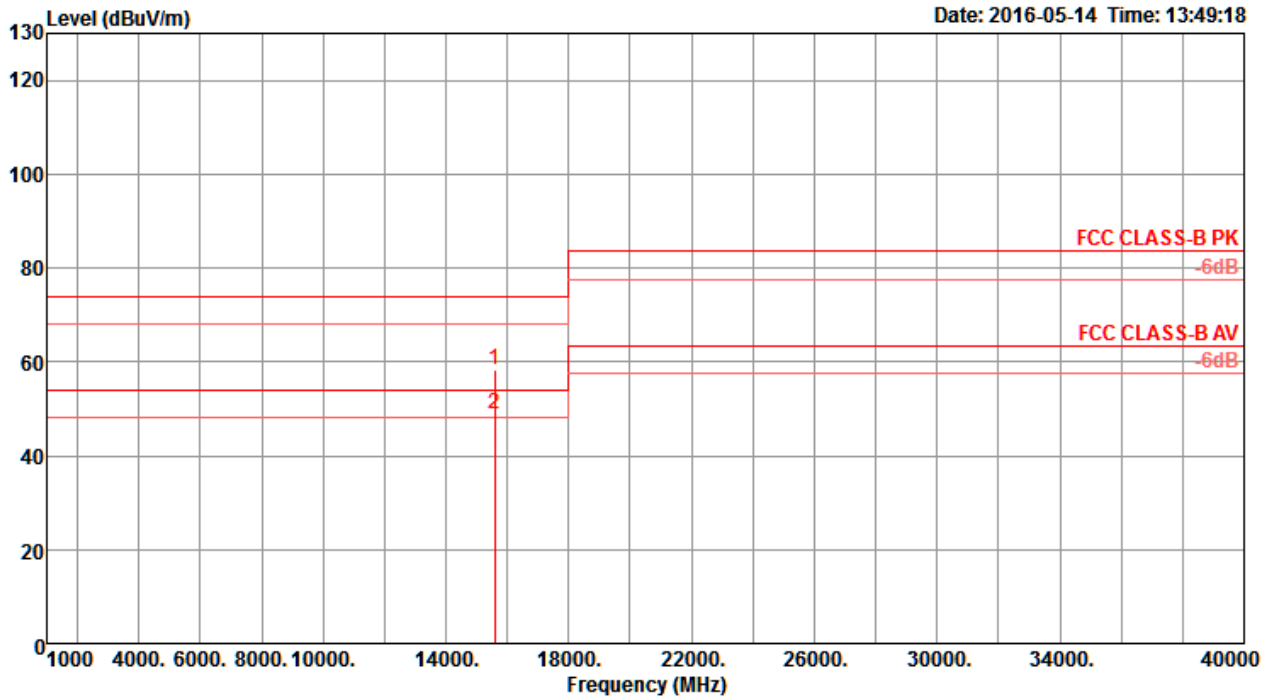
Temperature	22°C	Humidity	56%
Test Engineer	Nyle Chang & Peter Wu & Gary Chu & DK Chang & Eddie Weng & Stim Song & Brain Sun	Configurations	IEEE 802.11ac MCS0/Nss2 VHT20 CH 40 / Chain 1 + Chain 2 + Chain 3 + Chain 4
Test Mode	Mode 1		

Horizontal



	Freq	Level	Limit	Over	Read	Cable	Antenna	Preamp	T/Pos	A/Pos	Remark	Pol/Phase
	MHz	dBuV/m	dBuV/m	dB	dBuV	dB	dB/m	dB	deg	cm		
1	15592.36	57.56	74.00	-16.44	42.77	11.24	38.23	34.68	188	260	Peak	HORIZONTAL
2	15592.68	44.56	54.00	-9.44	29.77	11.24	38.23	34.68	188	260	Average	HORIZONTAL

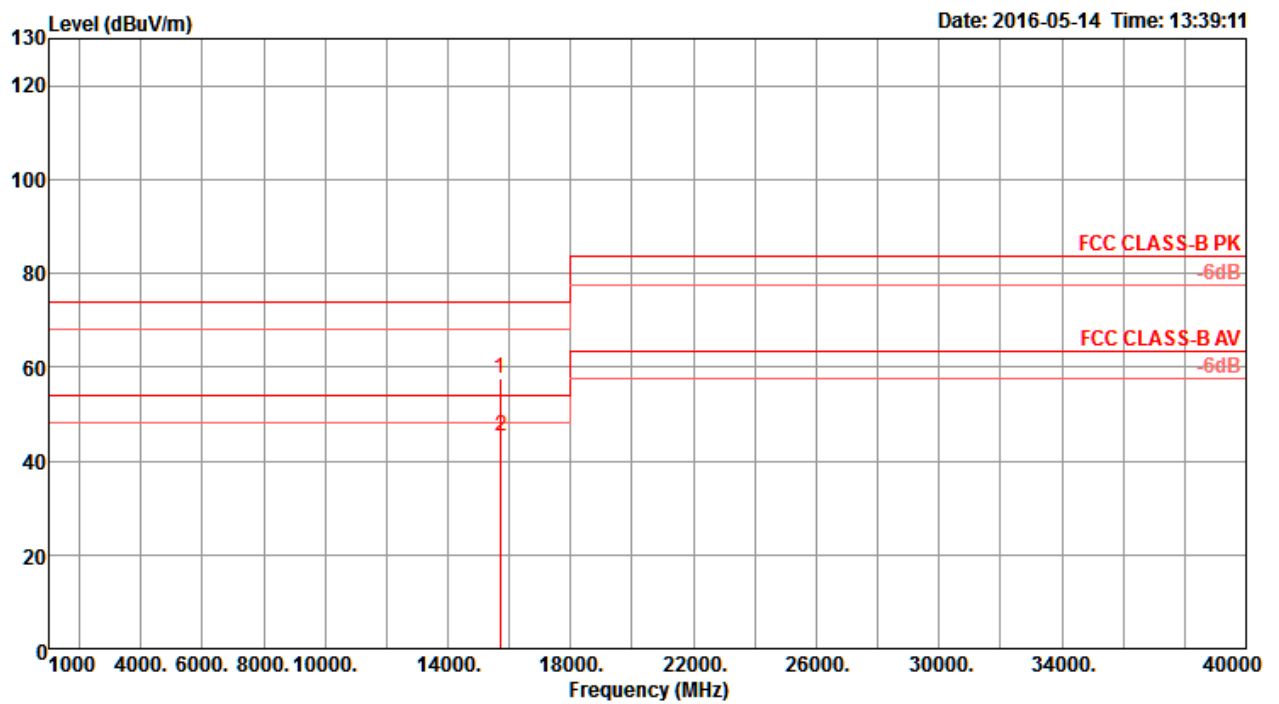
Vertical



	Freq	Level	Limit	Over	Read	CableAntenna	Preamp	T/Pos	A/Pos	Remark	Pol/Phase	
	MHz	dBuV/m	dBuV/m	dB	dBuV	dB	dB/m	dB	deg	cm		
1	15594.68	58.32	74.00	-15.68	43.53	11.24	38.23	34.68	157	275	Peak	VERTICAL
2	15601.96	48.83	54.00	-5.17	33.97	11.25	38.29	34.68	157	275	Average	VERTICAL

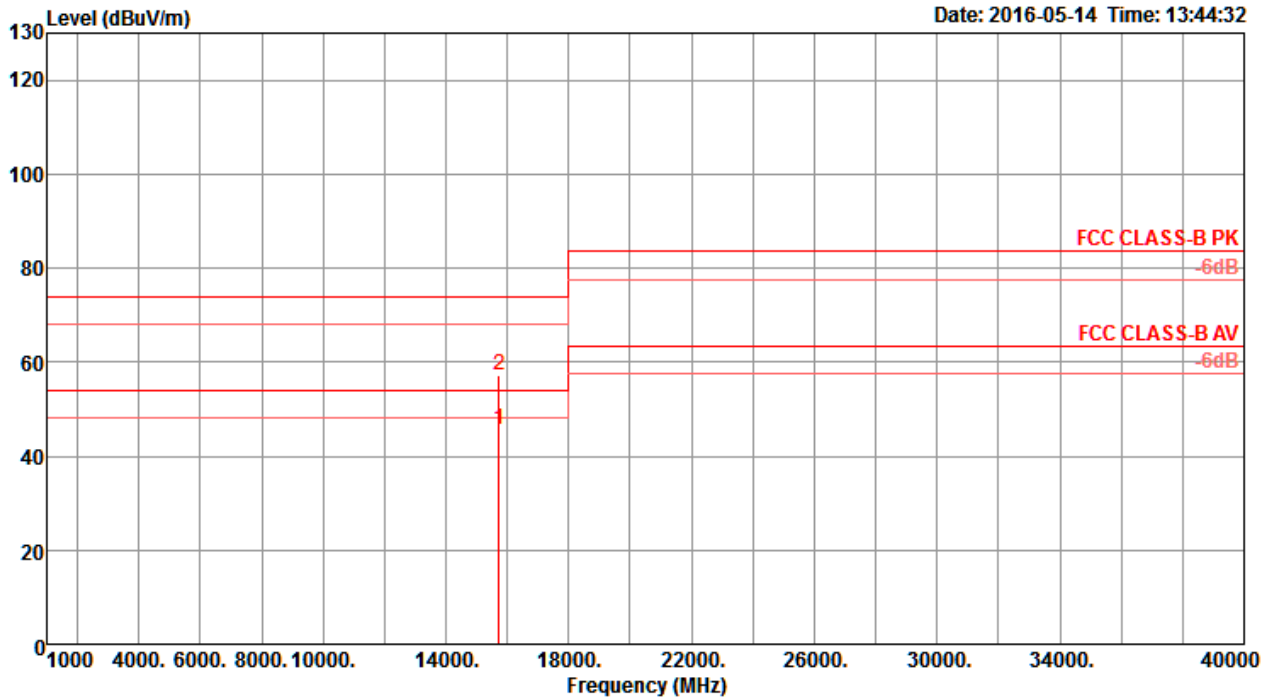
Temperature	22°C	Humidity	56%
Test Engineer	Nyle Chang & Peter Wu & Gary Chu & DK Chang & Eddie Weng & Stim Song & Brain Sun	Configurations	IEEE 802.11ac MCS0/Nss2 VHT20 CH 48 / Chain 1 + Chain 2 + Chain 3 + Chain 4
Test Mode	Mode 1		

Horizontal



	Freq	Level	Limit	Over	Read	CableAntenna	Preamp	T/Pos	A/Pos	Remark	Pol/Phase	
	MHz	dBuV/m	dBuV/m	dB	dBuV	dB	dB/m	dB	deg	cm		
1	15712.64	57.64	74.00	-16.36	42.76	11.27	38.42	34.81	334	164	Peak	HORIZONTAL
2	15727.12	45.16	54.00	-8.84	30.28	11.27	38.42	34.81	334	164	Average	HORIZONTAL

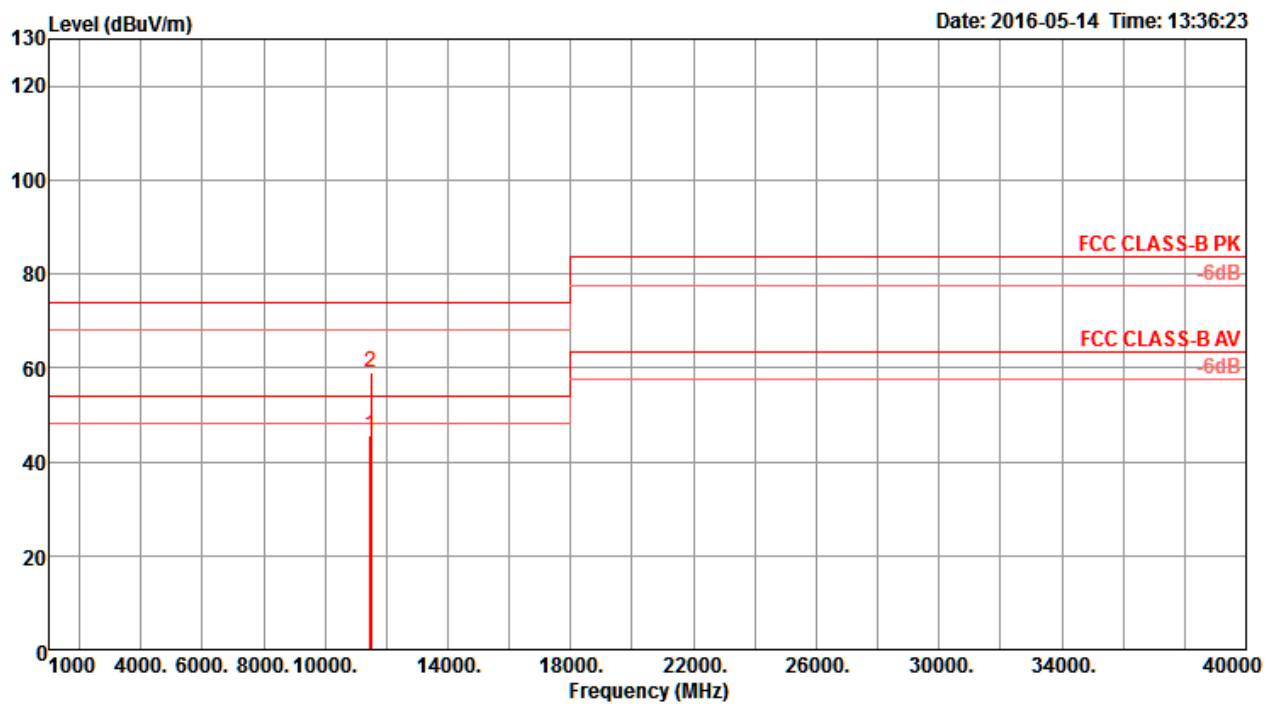
Vertical



	Freq	Level	Limit	Over	Read	CableAntenna	Preamp	T/Pos	A/Pos	Remark	Pol/Phase	
	MHz	dBuV/m	dBuV/m	dB	dBuV	dB	dB/m	dB	deg	cm		
1	15720.72	45.47	54.00	-8.53	30.59	11.27	38.42	34.81	289	228	Average	VERTICAL
2	15720.88	57.28	74.00	-16.72	42.40	11.27	38.42	34.81	289	228	Peak	VERTICAL

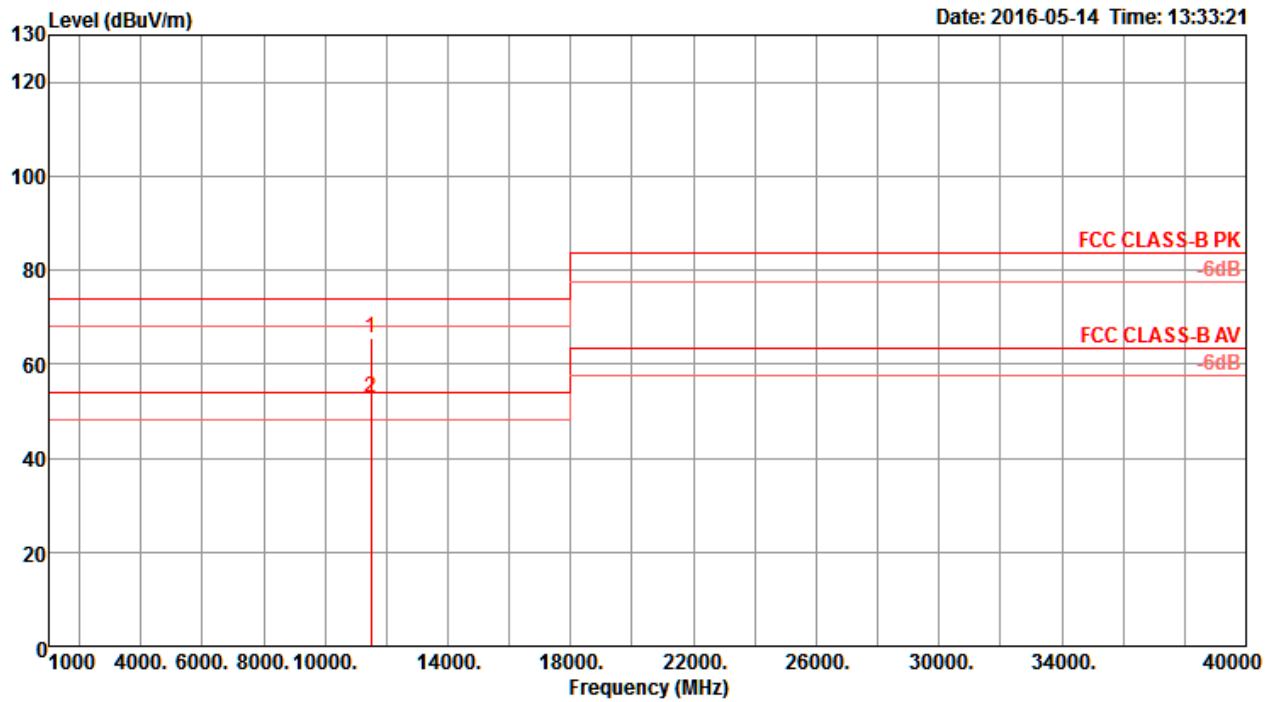
Temperature	22°C	Humidity	56%
Test Engineer	Nyle Chang & Peter Wu & Gary Chu & DK Chang & Eddie Weng & Stim Song & Brain Sun	Configurations	IEEE 802.11ac MCS0/Nss2 VHT20 CH 149 / Chain 1 + Chain 2 + Chain 3 + Chain 4
Test Mode	Mode 1		

Horizontal



	Freq	Level	Limit	Over	Read	Cable	Antenna	Preamp	T/Pos	A/Pos	Remark	Pol/Phase
	MHz	dBuV/m	dBuV/m	dB	dBuV	dB	dB/m	dB	deg	cm		
1	11482.84	45.52	54.00	-8.48	32.02	9.62	38.50	34.62	84	205	Average	HORIZONTAL
2	11483.80	58.98	74.00	-15.02	45.48	9.62	38.50	34.62	84	205	Peak	HORIZONTAL

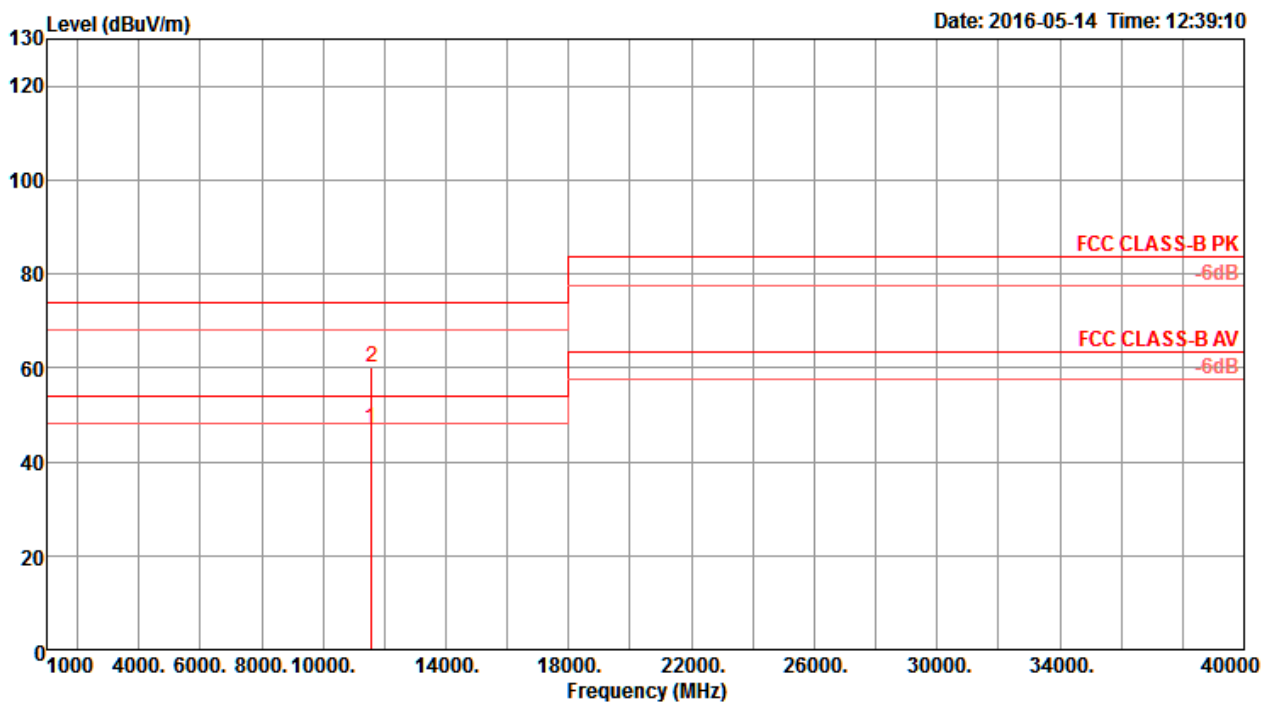
Vertical



	Freq	Level	Limit	Over	Read	CableAntenna	Preamp	T/Pos	A/Pos	Remark	Pol/Phase
	MHz	dBuV/m	dBuV/m	dB	dBuV	dB	dB/m	dB	deg	cm	
1	11483.64	65.65	74.00	-8.35	52.15	9.62	38.50	34.62	332	207 Peak	VERTICAL
2	11484.68	52.74	54.00	-1.26	39.24	9.62	38.50	34.62	332	207 Average	VERTICAL

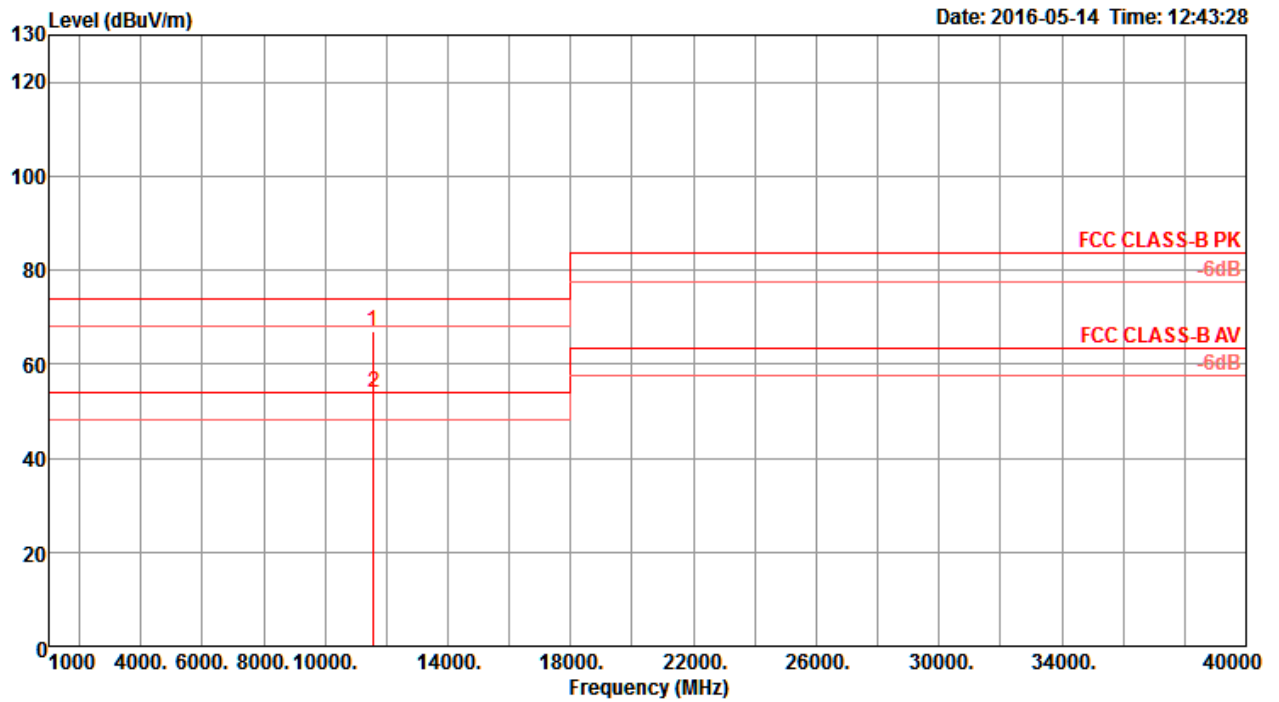
Temperature	22°C	Humidity	56%
Test Engineer	Nyle Chang & Peter Wu & Gary Chu & DK Chang & Eddie Weng & Stim Song & Brain Sun	Configurations	IEEE 802.11ac MCS0/Nss2 VHT20 CH 157 / Chain 1 + Chain 2 + Chain 3 + Chain 4
Test Mode	Mode 1		

Horizontal



	Freq	Level	Limit	Over	Read	Cable	Antenna	Preamp	T/Pos	A/Pos	Remark	Pol/Phase
	MHz	dBuV/m	dBuV/m	dB	dBuV	dB	dB/m	dB	deg	cm		
1	11565.16	47.12	54.00	-6.88	33.63	9.61	38.53	34.65	191	276	Average	HORIZONTAL
2	11572.28	60.19	74.00	-13.81	46.70	9.61	38.53	34.65	191	276	Peak	HORIZONTAL

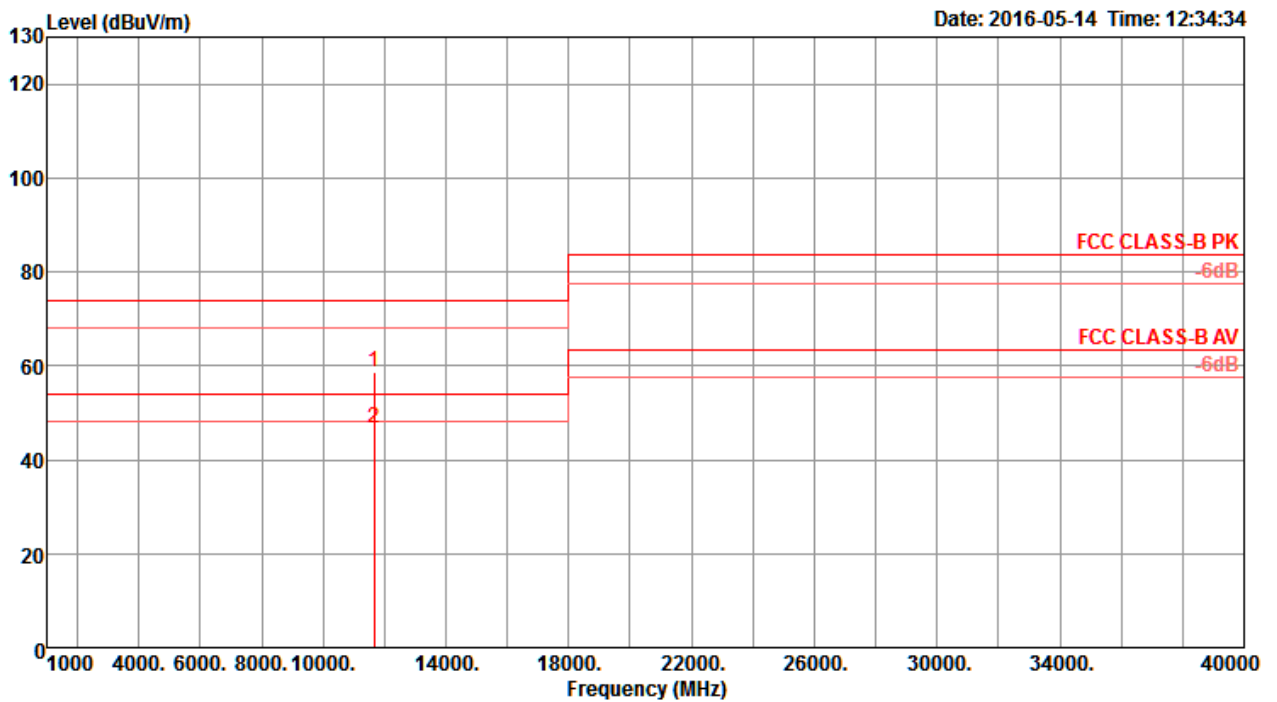
Vertical



	Freq	Level	Limit	Over	Read	CableAntenna	Preamp	T/Pos	A/Pos	Remark	Pol/Phase	
	MHz	dBuV/m	dBuV/m	dB	dBuV	dB	dB/m	dB	deg	cm		
1	11563.68	66.99	74.00	-7.01	53.50	9.61	38.53	34.65	217	286	Peak	VERTICAL
2	11566.04	53.97	54.00	-0.03	40.48	9.61	38.53	34.65	217	286	Average	VERTICAL

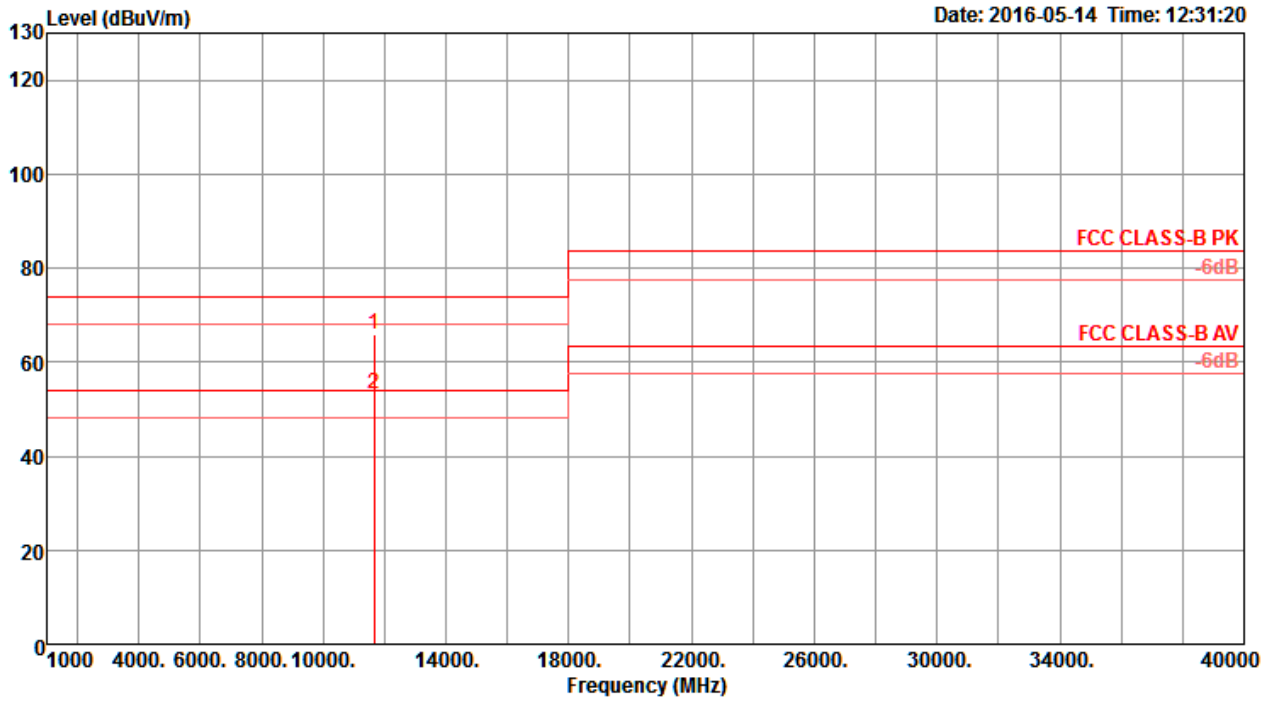
Temperature	22°C	Humidity	56%
Test Engineer	Nyle Chang & Peter Wu & Gary Chu & DK Chang & Eddie Weng & Stim Song & Brain Sun	Configurations	IEEE 802.11ac MCS0/Nss2 VHT20 CH 165 / Chain 1 + Chain 2 + Chain 3 + Chain 4
Test Mode	Mode 1		

Horizontal



	Freq	Level	Limit	Over	Read	Cable	Antenna	Preamp	T/Pos	A/Pos	Remark	Pol/Phase
	MHz	dBuV/m	dBuV/m	dB	dBuV	dB	dB/m	dB	deg	cm		
1	11651.04	58.81	74.00	-15.19	45.32	9.60	38.57	34.68	194	258	Peak	HORIZONTAL
2	11653.00	46.68	54.00	-7.32	33.19	9.60	38.57	34.68	194	258	Average	HORIZONTAL

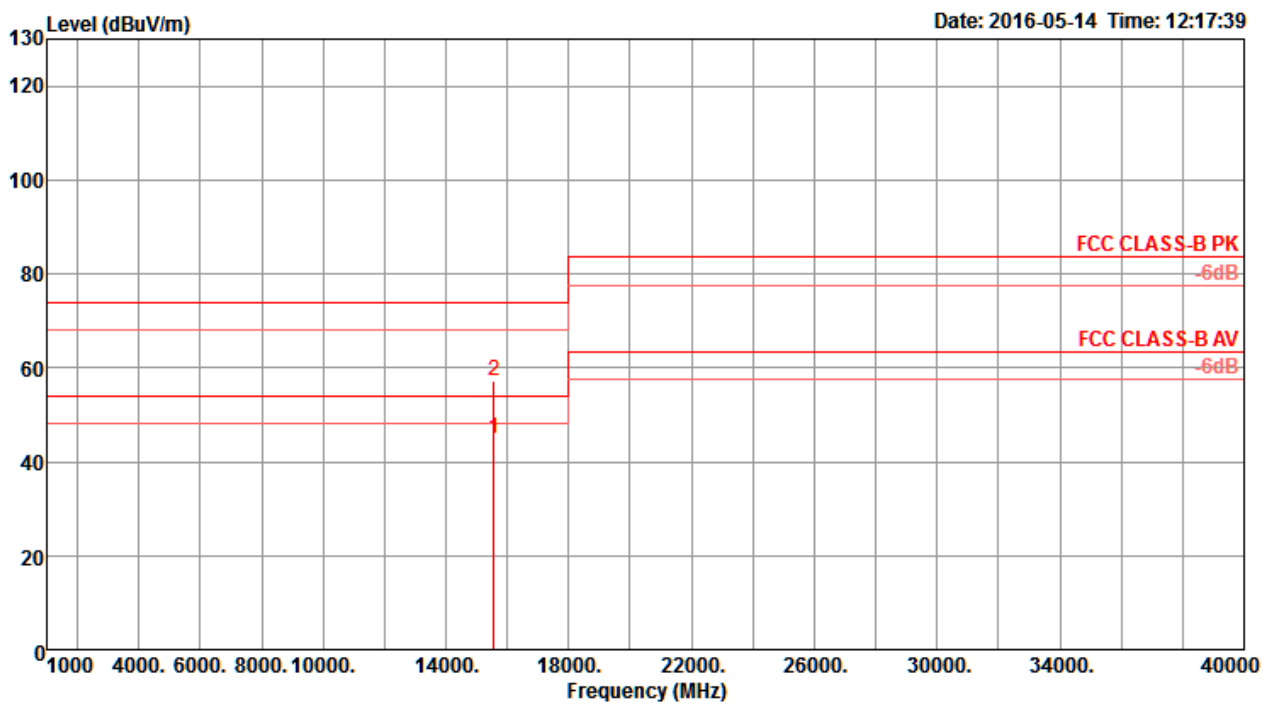
Vertical



	Freq	Level	Limit	Over	Read	CableAntenna	Preamp	T/Pos	A/Pos	Remark	Pol/Phase	
	MHz	dBuV/m	dBuV/m	dB	dBuV	dB	dB/m	dB	deg	cm		
1	11651.16	65.93	74.00	-8.07	52.44	9.60	38.57	34.68	39	266	Peak	VERTICAL
2	11651.76	53.37	54.00	-0.63	39.88	9.60	38.57	34.68	39	266	Average	VERTICAL

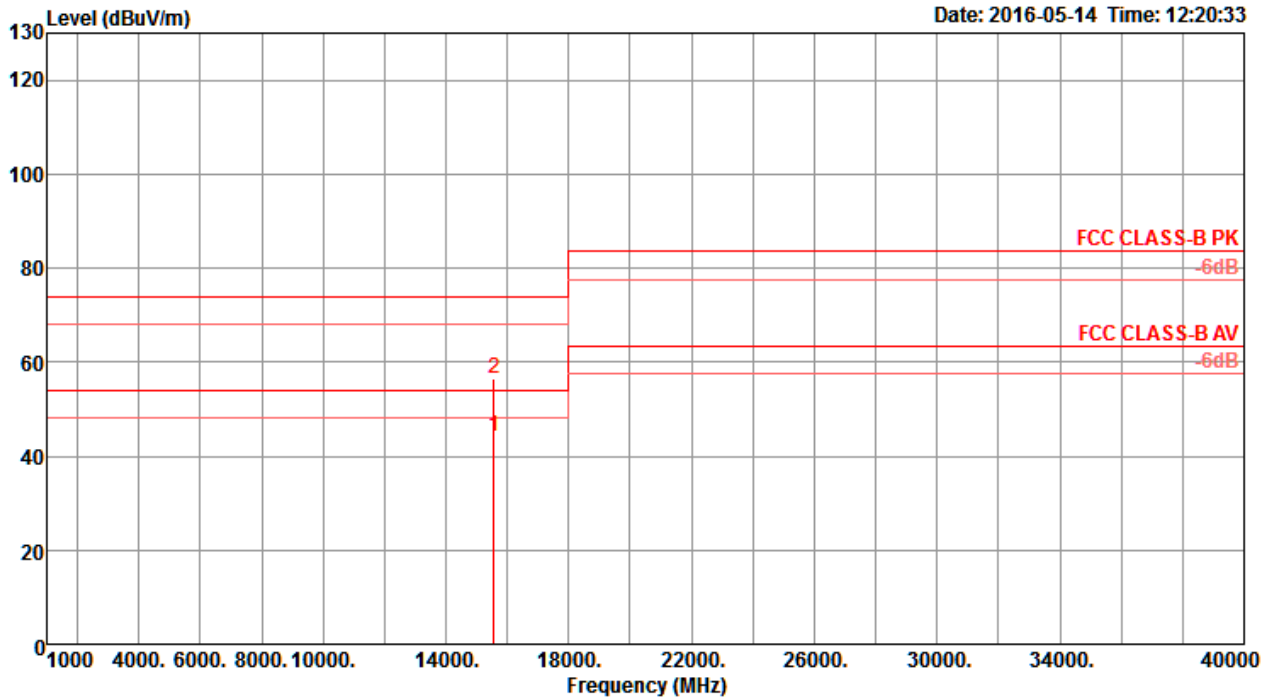
Temperature	22°C	Humidity	56%
Test Engineer	Nyle Chang & Peter Wu & Gary Chu & DK Chang & Eddie Weng & Stim Song & Brain Sun	Configurations	IEEE 802.11ac MCS0/Nss2 VHT40 CH 38 / Chain 1 + Chain 2 + Chain 3 + Chain 4
Test Mode	Mode 1		

Horizontal



	Freq	Level	Limit	Over	Read	Cable	Antenna	Preamp	T/Pos	A/Pos	Remark	Pol/Phase
	MHz	dBuV/m	dBuV/m	dB	dBuV	dB	dB/m	dB	deg	cm		
1	15550.08	44.82	54.00	-9.18	30.07	11.23	38.16	34.64	166	276	Average	HORIZONTAL
2	15569.52	57.13	74.00	-16.87	42.34	11.24	38.23	34.68	166	276	Peak	HORIZONTAL

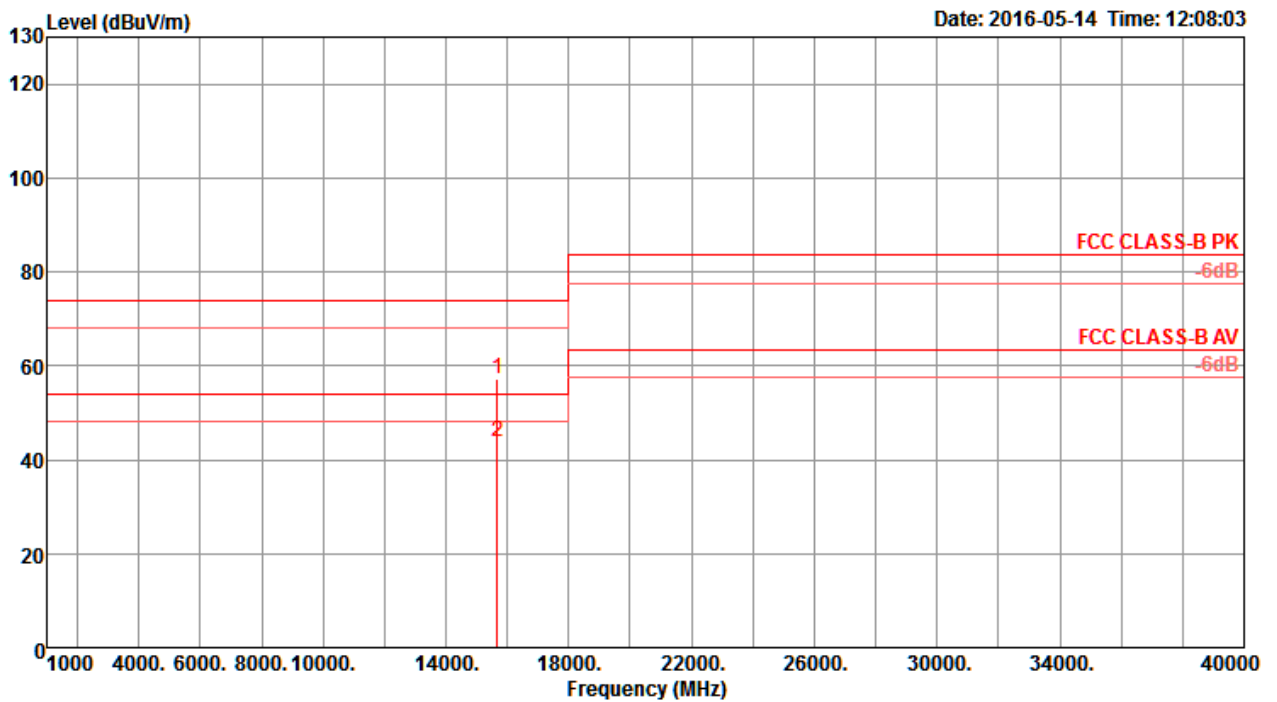
Vertical



	Freq	Level	Limit	Over	Read	CableAntenna	Preamp	T/Pos	A/Pos	Remark	Pol/Phase
	MHz	dBuV/m	dBuV/m	dB	dBuV	dB	dB/m	dB	deg	cm	
1	15550.08	44.19	54.00	-9.81	29.44	11.23	38.16	34.64	317	226 Average	VERTICAL
2	15552.16	56.61	74.00	-17.39	41.86	11.23	38.16	34.64	317	226 Peak	VERTICAL

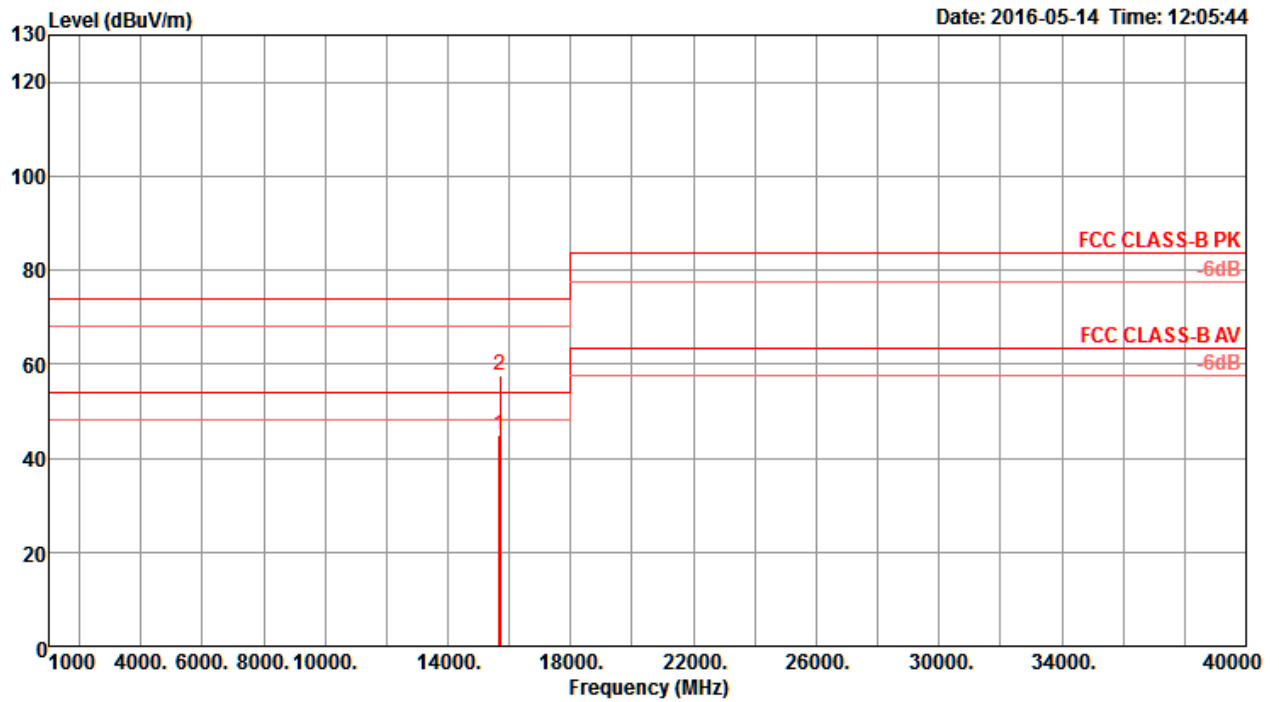
Temperature	22°C	Humidity	56%
Test Engineer	Nyle Chang & Peter Wu & Gary Chu & DK Chang & Eddie Weng & Stim Song & Brain Sun	Configurations	IEEE 802.11ac MCS0/Nss2 VHT40 CH 46 / Chain 1 + Chain 2 + Chain 3 + Chain 4
Test Mode	Mode 1		

Horizontal



	Freq	Level	Limit	Over	Read	Cable	Antenna	Preamp	T/Pos	A/Pos	Remark	Pol/Phase
	MHz	dBuV/m	dBuV/m	dB	dBuV	dB	dB/m	dB	deg	cm		
1	15674.80	57.15	74.00	-16.85	42.31	11.26	38.35	34.77	304	247	Peak	HORIZONTAL
2	15676.08	43.73	54.00	-10.27	28.89	11.26	38.35	34.77	304	247	Average	HORIZONTAL

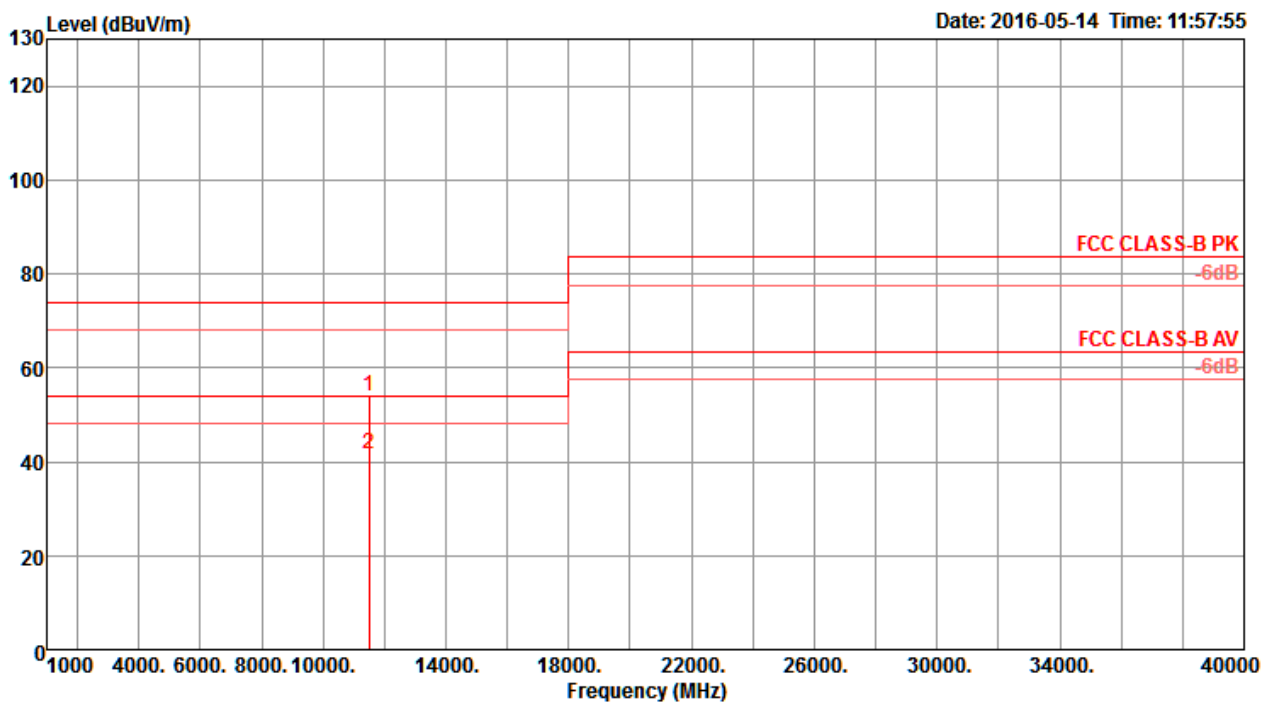
Vertical



	Freq	Level	Limit	Over	Read	CableAntenna	Preamp	T/Pos	A/Pos	Remark	Pol/Phase	
	MHz	dBuV/m	dBuV/m	dB	dBuV	dB	dB/m	dB	deg	cm		
1	15678.72	44.80	54.00	-9.20	29.96	11.26	38.35	34.77	332	230	Average	VERTICAL
2	15692.08	57.48	74.00	-16.52	42.56	11.27	38.42	34.77	332	230	Peak	VERTICAL

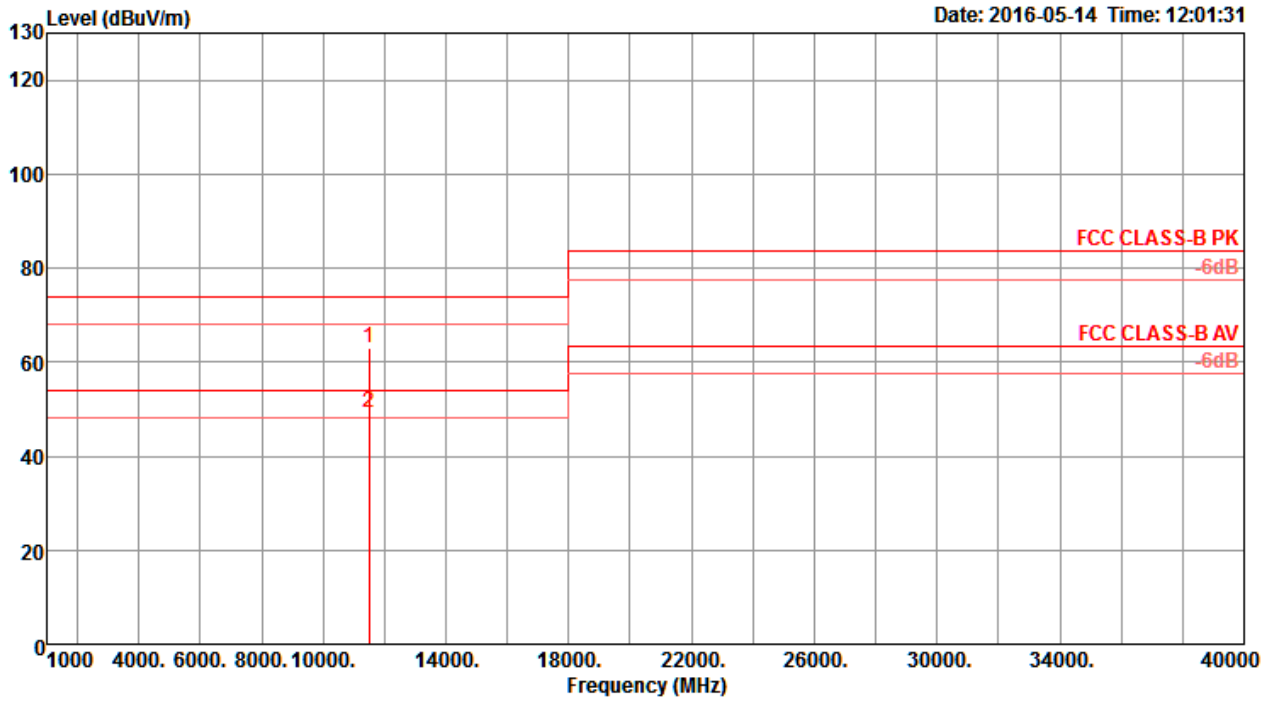
Temperature	22°C	Humidity	56%
Test Engineer	Nyle Chang & Peter Wu & Gary Chu & DK Chang & Eddie Weng & Stim Song & Brain Sun	Configurations	IEEE 802.11ac MCS0/Nss2 VHT40 CH 151 / Chain 1 + Chain 2 + Chain 3 + Chain 4
Test Mode	Mode 1		

Horizontal



	Freq	Level	Limit	Over	Read	Cable	Antenna	Preamp	T/Pos	A/Pos	Remark	Pol/Phase
	MHz	dBuV/m	dBuV/m	dB	dBuV	dB	dB/m	dB	deg	cm		
1	11496.00	54.04	74.00	-19.96	40.54	9.62	38.50	34.62	269	262	Peak	HORIZONTAL
2	11509.84	41.50	54.00	-12.50	28.01	9.62	38.50	34.63	269	262	Average	HORIZONTAL

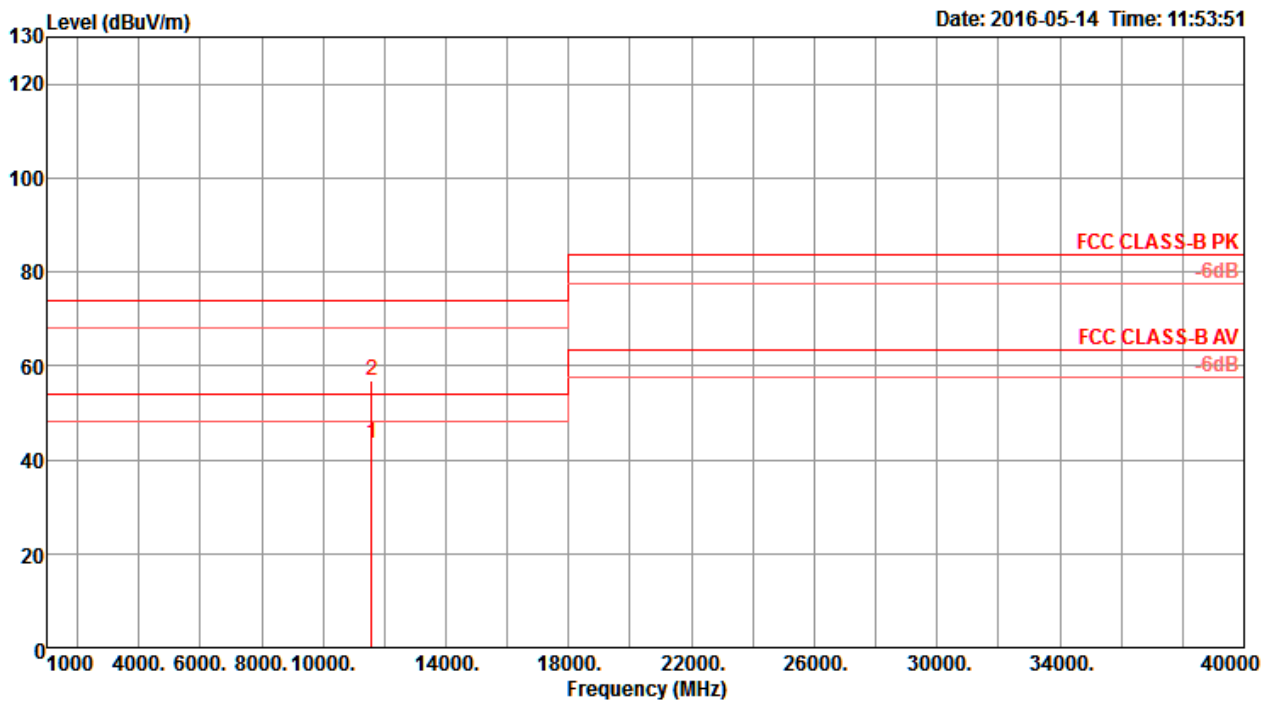
Vertical



	Freq	Level	Limit	Over	Read	CableAntenna	Preamp	T/Pos	A/Pos	Remark	Pol/Phase
	MHz	dBuV/m	dBuV/m	dB	dBuV	dB	dB/m	dB	deg	cm	
1	11496.00	63.05	74.00	-10.95	49.55	9.62	38.50	34.62	331	207 Peak	VERTICAL
2	11499.60	49.11	54.00	-4.89	35.61	9.62	38.50	34.62	331	207 Average	VERTICAL

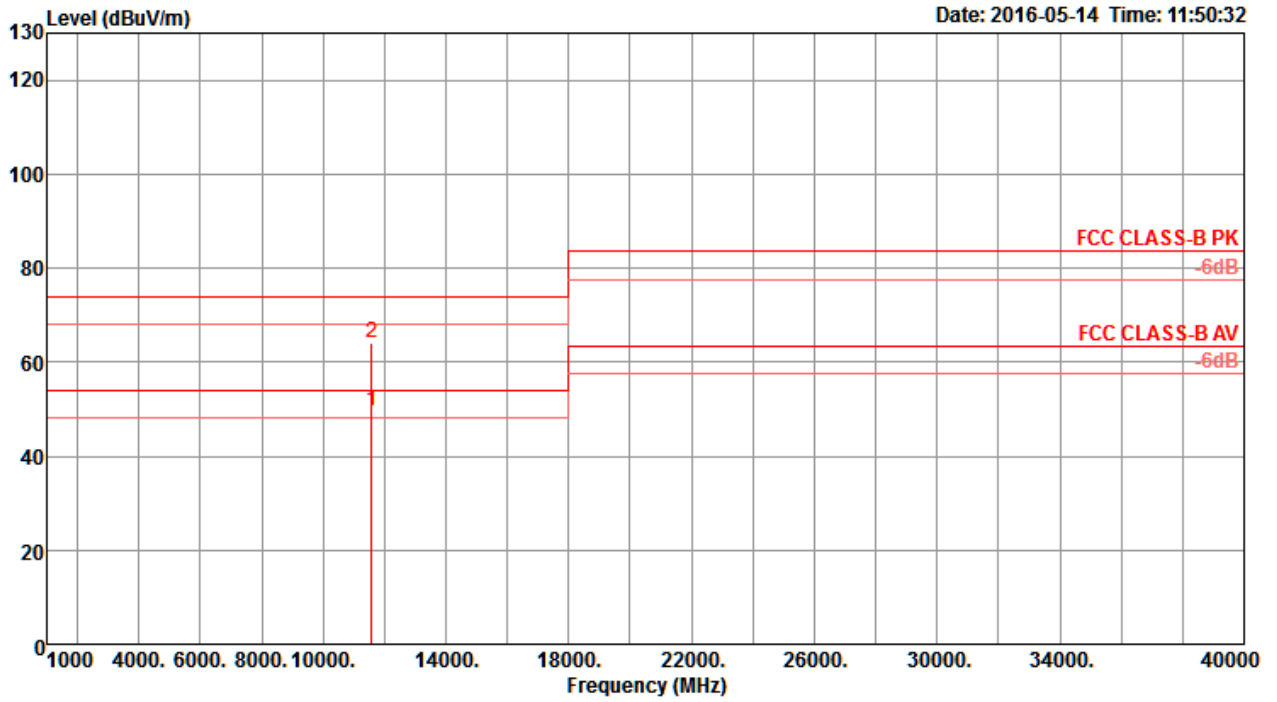
Temperature	22°C	Humidity	56%
Test Engineer	Nyle Chang & Peter Wu & Gary Chu & DK Chang & Eddie Weng & Stim Song & Brain Sun	Configurations	IEEE 802.11ac MCS0/Nss2 VHT40 CH 159 / Chain 1 + Chain 2 + Chain 3 + Chain 4
Test Mode	Mode 1		

Horizontal



	Freq	Level	Limit	Over	Read	Cable	Antenna	Preamp	T/Pos	A/Pos	Remark	Pol/Phase
	MHz	dBuV/m	dBuV/m	dB	dBuV	dB	dB/m	dB	deg	cm		
1	11581.92	43.60	54.00	-10.40	30.11	9.61	38.53	34.65	66	194	Average	HORIZONTAL
2	11585.28	56.87	74.00	-17.13	43.39	9.60	38.54	34.66	66	194	Peak	HORIZONTAL

Vertical

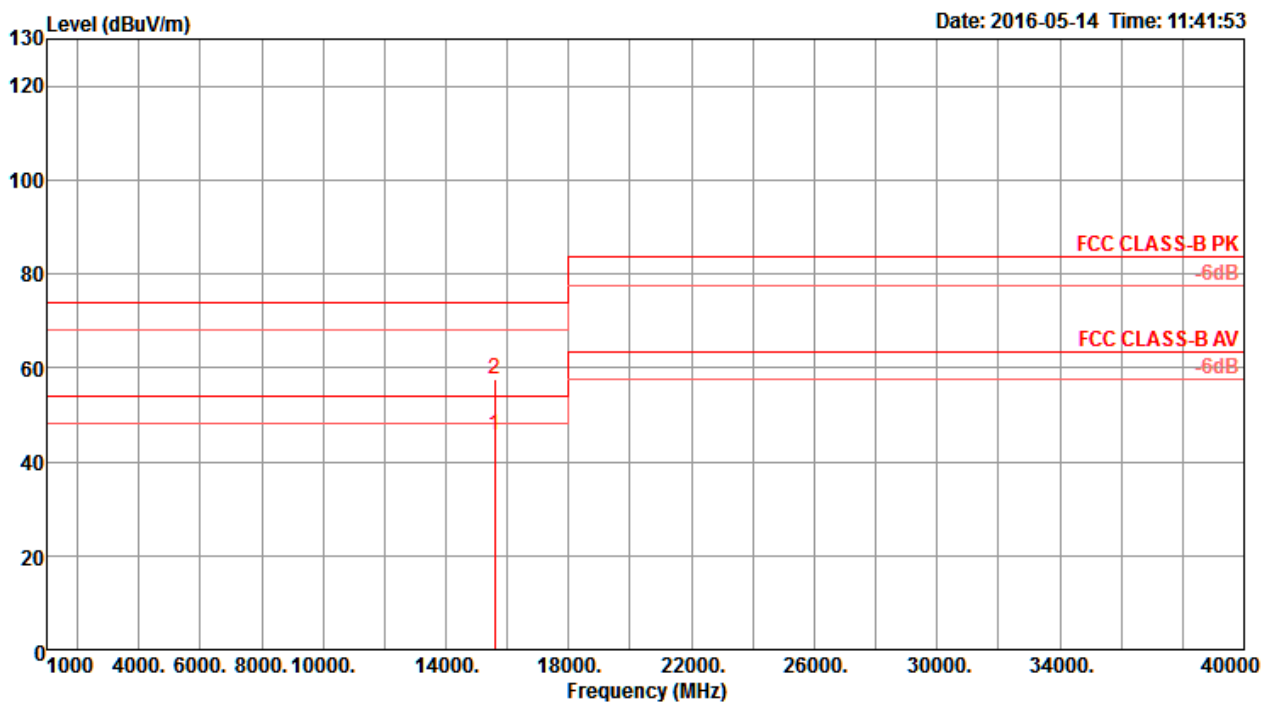


	Freq	Level	Limit Line	Over Limit	Read Level	CableAntenna Loss	Preamp Factor	T/Pos	A/Pos	Remark	Pol/Phase
	MHz	dBuV/m	dBuV/m	dB	dBuV	dB	dB/m	dB	deg	cm	
1	11581.76	49.56	54.00	-4.44	36.07	9.61	38.53	34.65	329	206 Average	VERTICAL
2	11582.24	64.15	74.00	-9.85	50.66	9.61	38.53	34.65	329	206 Peak	VERTICAL



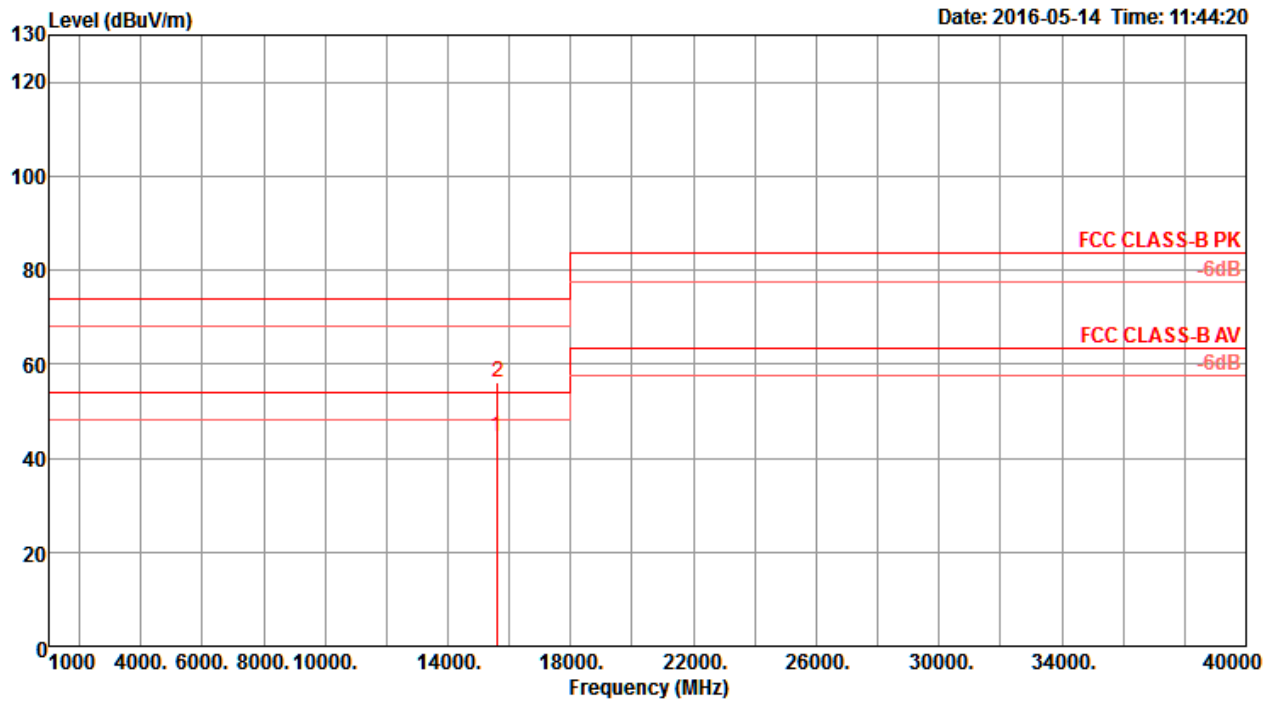
Temperature	22°C	Humidity	56%
Test Engineer	Nyle Chang & Peter Wu & Gary Chu & DK Chang & Eddie Weng & Stim Song & Brain Sun	Configurations	IEEE 802.11ac MCS0/Nss2 VHT80 CH 42 / Chain 1 + Chain 2 + Chain 3 + Chain 4
Test Mode	Mode 1		

Horizontal



	Freq	Level	Limit	Over	Read	Cable	Antenna	Preamp	T/Pos	A/Pos	Remark	Pol/Phase
	MHz	dBuV/m	dBuV/m	dB	dBuV	dB	dB/m	dB	deg	cm		
1	15590.00	45.46	54.00	-8.54	30.67	11.24	38.23	34.68	343	274	Average	HORIZONTAL
2	15593.20	57.45	74.00	-16.55	42.66	11.24	38.23	34.68	343	274	Peak	HORIZONTAL

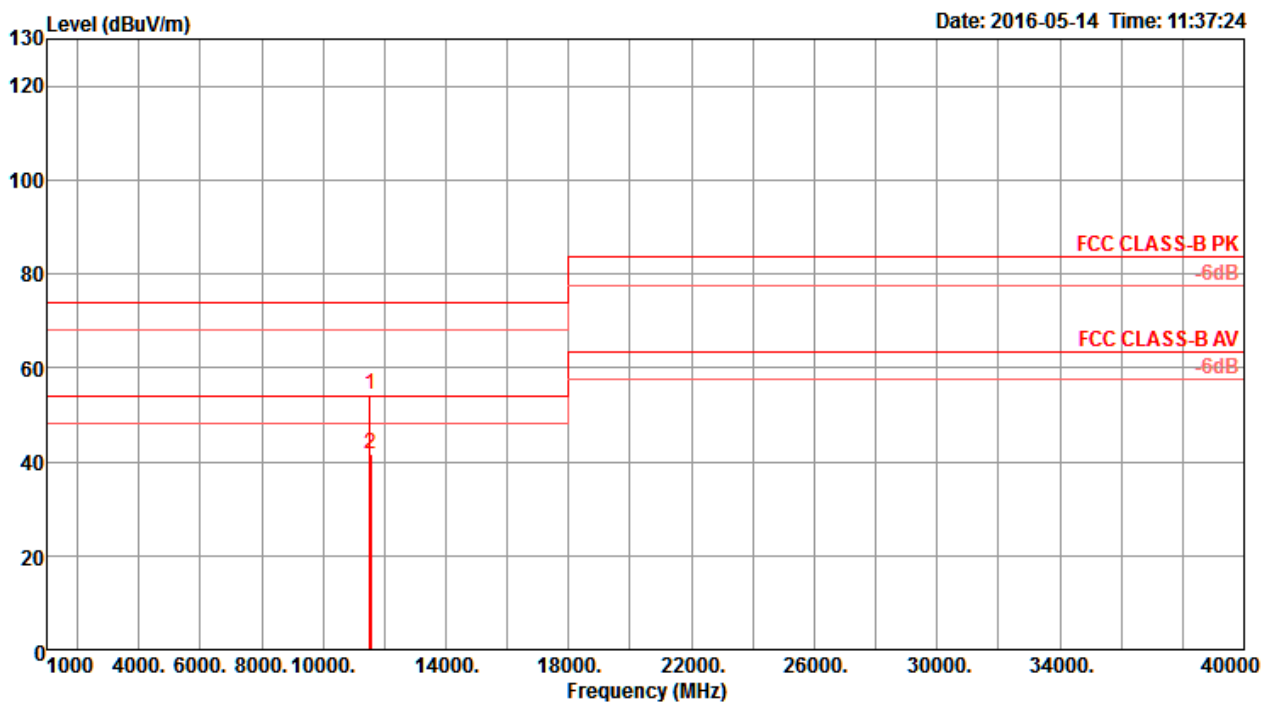
Vertical



	Freq	Level	Limit	Over	Read	CableAntenna	Preamp	T/Pos	A/Pos	Remark	Pol/Phase
	MHz	dBuV/m	dBuV/m	dB	dBuV	dB	dB/m	dB	deg	cm	
1	15591.60	44.49	54.00	-9.51	29.70	11.24	38.23	34.68	58	187 Average	VERTICAL
2	15614.00	56.22	74.00	-17.78	41.41	11.25	38.29	34.73	58	187 Peak	VERTICAL

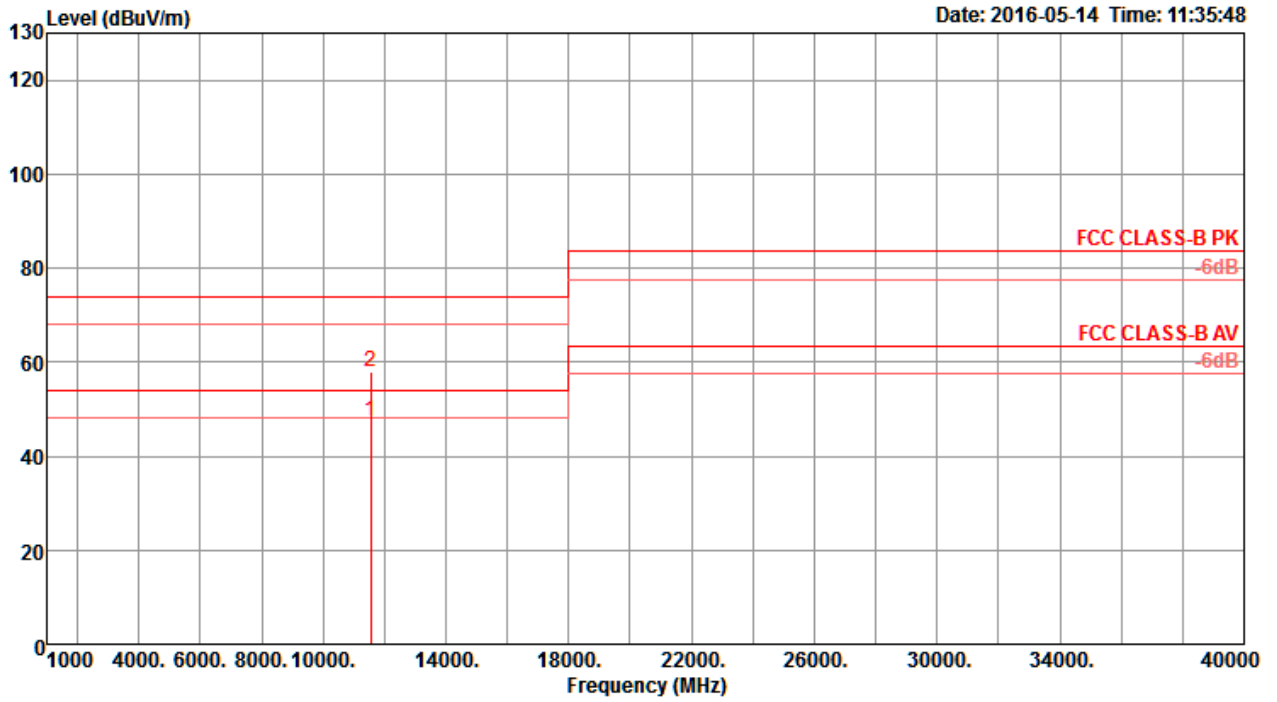
Temperature	22°C	Humidity	56%
Test Engineer	Nyle Chang & Peter Wu & Gary Chu & DK Chang & Eddie Weng & Stim Song & Brain Sun	Configurations	IEEE 802.11ac MCS0/Nss2 VHT80 CH 155 / Chain 1 + Chain 2 + Chain 3 + Chain 4
Test Mode	Mode 1		

Horizontal



	Freq	Level	Limit	Over	Read	Cable	Antenna	Preamp	T/Pos	A/Pos	Remark	Pol/Phase
	MHz	dBuV/m	dBuV/m	dB	dBuV	dB	dB/m	dB	deg	cm		
1	11515.44	54.24	74.00	-19.76	40.75	9.62	38.50	34.63	110	274	Peak	HORIZONTAL
2	11563.28	41.74	54.00	-12.26	28.25	9.61	38.53	34.65	110	274	Average	HORIZONTAL

Vertical

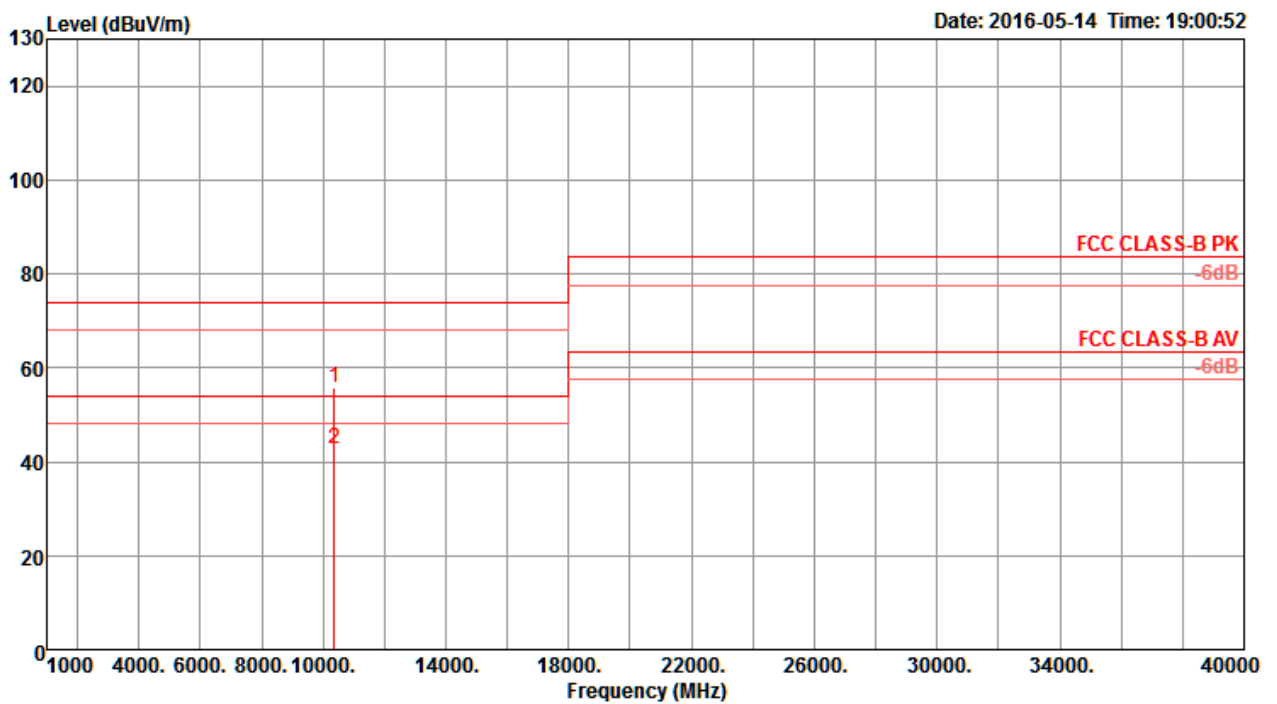


	Freq	Level	Limit	Over	Read	CableAntenna	Preamp	T/Pos	A/Pos	Remark	Pol/Phase
	MHz	dBuV/m	dBuV/m	dB	dBuV	dB	dB/m	dB	deg	cm	
1	11541.68	47.53	54.00	-6.47	34.04	9.61	38.51	34.63	327	205 Average	VERTICAL
2	11564.88	58.01	74.00	-15.99	44.52	9.61	38.53	34.65	327	205 Peak	VERTICAL



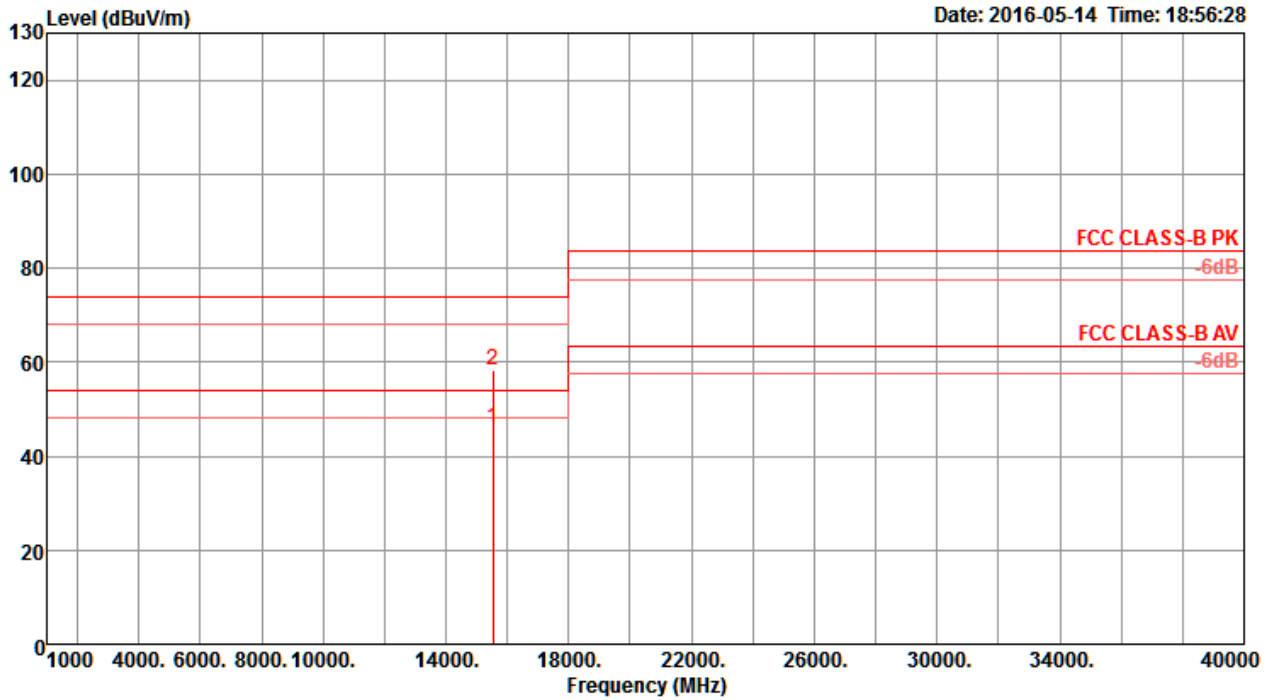
Temperature	22°C	Humidity	56%
Test Engineer	Nyle Chang & Peter Wu & Gary Chu & DK Chang & Eddie Weng & Stim Song & Brain Sun	Configurations	IEEE 802.11ac MCS0/Nss3 VHT20 CH 36 / Chain 1 + Chain 2 + Chain 3 + Chain 4
Test Mode	Mode 1		

Horizontal



	Freq	Level	Limit	Over	Read	Cable	Antenna	Preamp	T/Pos	A/Pos	Remark	Pol/Phase
	MHz	dBuV/m	dBuV/m	dB	dBuV	dB	dB/m	dB	deg	cm		
1	10357.63	55.73	74.00	-18.27	42.71	9.77	38.38	35.13	64	248	Peak	HORIZONTAL
2	10362.41	42.67	54.00	-11.33	29.65	9.77	38.38	35.13	64	248	Average	HORIZONTAL

Vertical

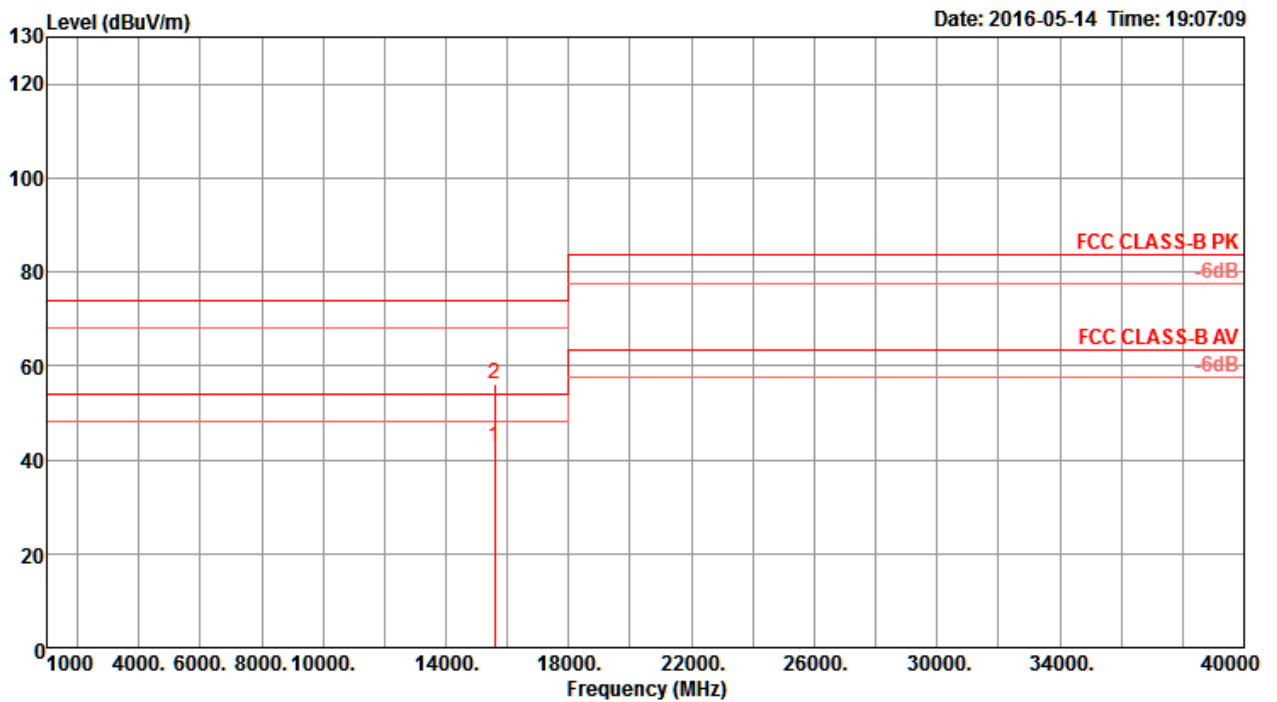


	Freq	Level	Limit	Over	Read	CableAntenna	Preamp	T/Pos	A/Pos	Remark	Pol/Phase
	MHz	dBuV/m	dBuV/m	dB	dBuV	Loss	Factor	deg	cm		
1	15541.23	45.84	54.00	-8.16	31.09	11.23	38.16	80	200	Average	VERTICAL
2	15541.62	58.16	74.00	-15.84	43.41	11.23	38.16	80	200	Peak	VERTICAL



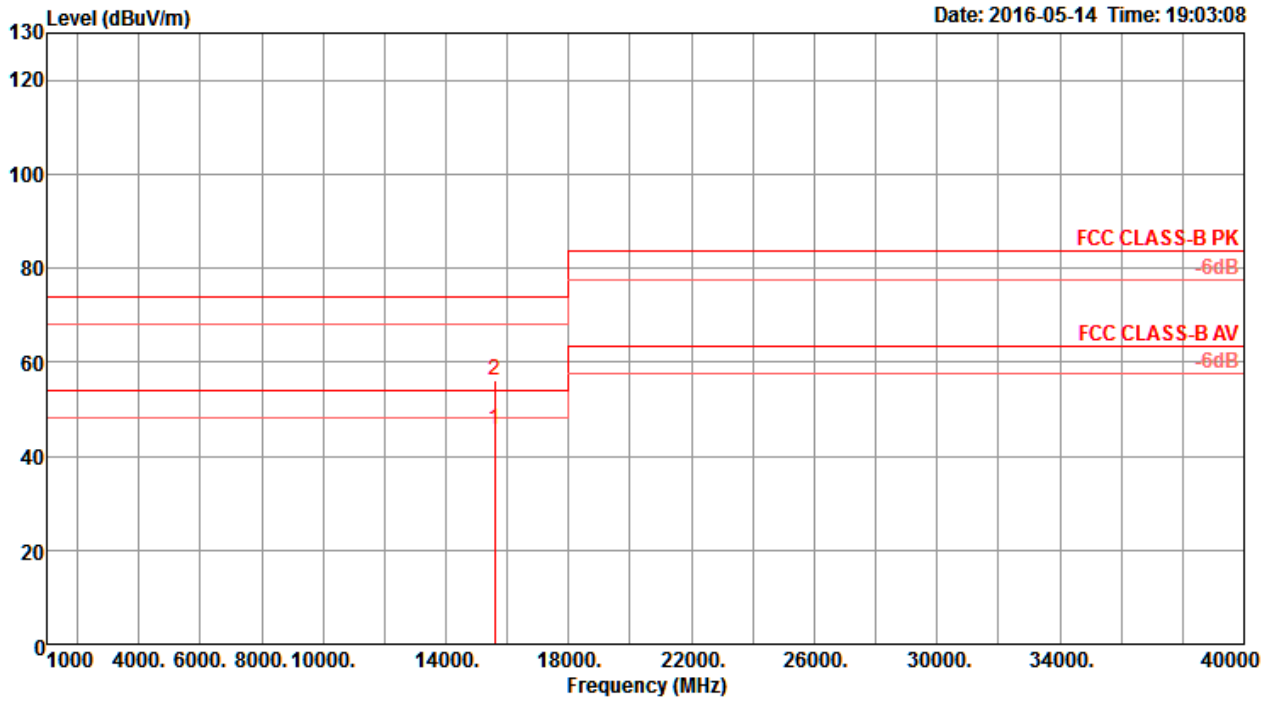
Temperature	22°C	Humidity	56%
Test Engineer	Nyle Chang & Peter Wu & Gary Chu & DK Chang & Eddie Weng & Stim Song & Brain Sun	Configurations	IEEE 802.11ac MCS0/Nss3 VHT20 CH 40 / Chain 1 + Chain 2 + Chain 3 + Chain 4
Test Mode	Mode 1		

Horizontal



	Freq	Level	Limit	Over	Read	Cable	Antenna	Preamp	T/Pos	A/Pos	Remark	Pol/Phase
	MHz	dBuV/m	dBuV/m	dB	dBuV	dB	dB/m	dB	deg	cm		
1	15600.95	42.59	54.00	-11.41	27.73	11.25	38.29	34.68	165	250	Average	HORIZONTAL
2	15601.72	55.95	74.00	-18.05	41.09	11.25	38.29	34.68	165	250	Peak	HORIZONTAL

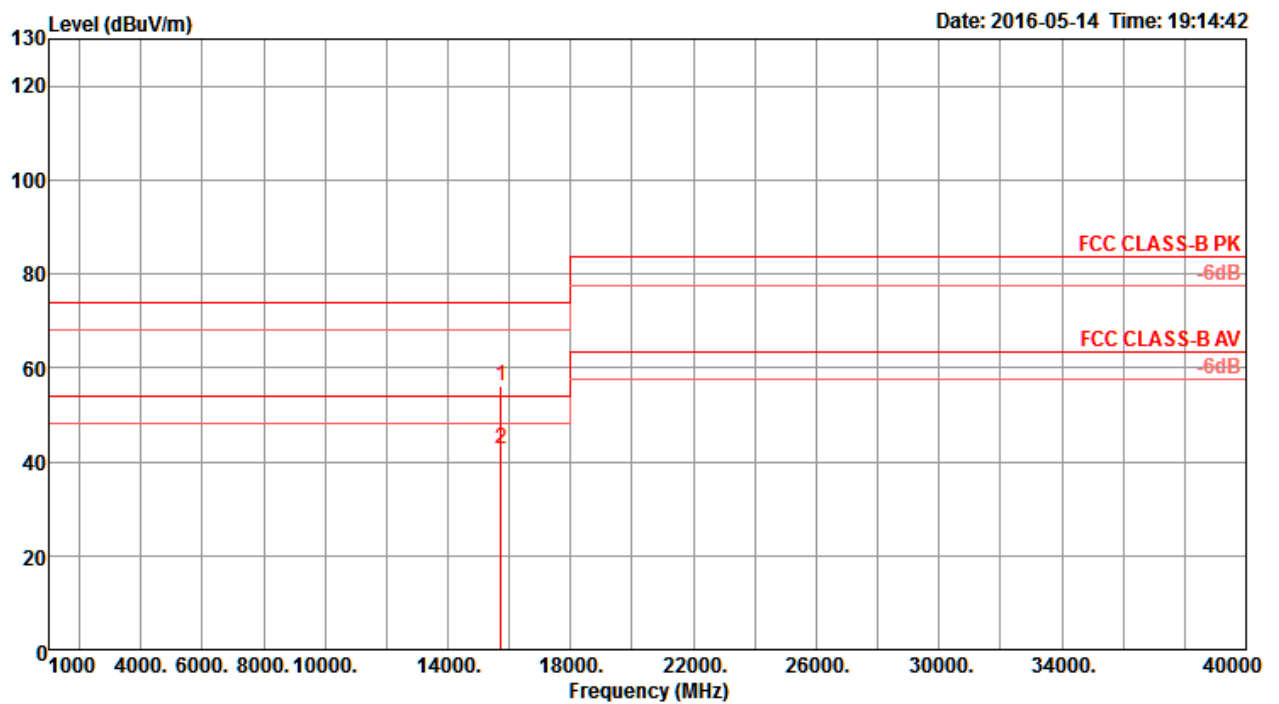
Vertical



	Freq	Level	Limit	Over	Read	CableAntenna	Preamp	T/Pos	A/Pos	Remark	Pol/Phase
	MHz	dBuV/m	dBuV/m	dB	dBuV	dB	dB/m	dB	deg	cm	
1	15600.21	45.58	54.00	-8.42	30.79	11.24	38.23	34.68	182	207 Average	VERTICAL
2	15600.55	56.18	74.00	-17.82	41.32	11.25	38.29	34.68	182	207 Peak	VERTICAL

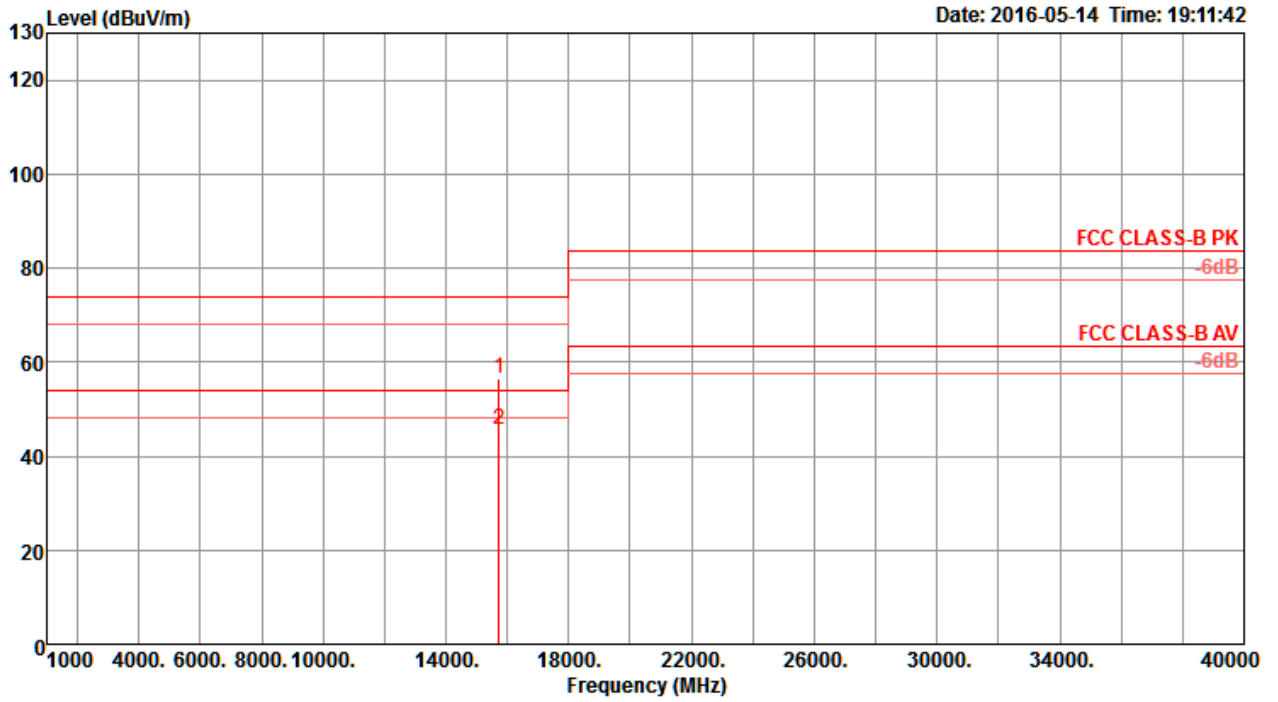
Temperature	22°C	Humidity	56%
Test Engineer	Nyle Chang & Peter Wu & Gary Chu & DK Chang & Eddie Weng & Stim Song & Brain Sun	Configurations	IEEE 802.11ac MCS0/Nss3 VHT20 CH 48 / Chain 1 + Chain 2 + Chain 3 + Chain 4
Test Mode	Mode 1		

Horizontal



	Freq	Level	Limit	Over	Read	Cable	Antenna	Preamp	T/Pos	A/Pos	Remark	Pol/Phase
	MHz	dBuV/m	dBuV/m	dB	dBuV	dB	dB/m	dB	deg	cm		
1	15720.46	56.21	74.00	-17.79	41.33	11.27	38.42	34.81	60	255	Peak	HORIZONTAL
2	15721.84	42.58	54.00	-11.42	27.70	11.27	38.42	34.81	60	255	Average	HORIZONTAL

Vertical

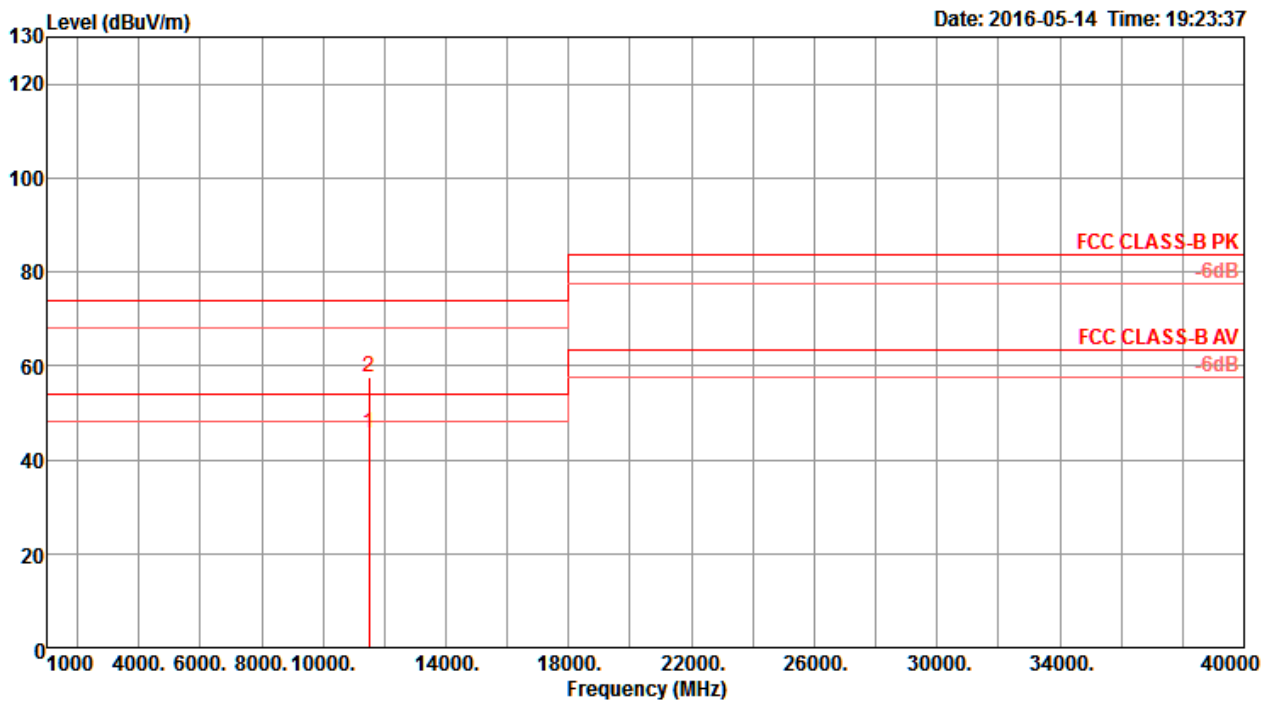


	Freq	Level	Limit	Over	Read	Cable	Antenna	Preamp	T/Pos	A/Pos	Remark	Pol/Phase
	MHz	dBuV/m	dBuV/m	dB	dBuV	dB	dB/m	dB	deg	cm		
1	15720.14	56.52	74.00	-17.48	41.64	11.27	38.42	34.81	335	221	Peak	VERTICAL
2	15721.74	45.79	54.00	-8.21	30.91	11.27	38.42	34.81	335	221	Average	VERTICAL



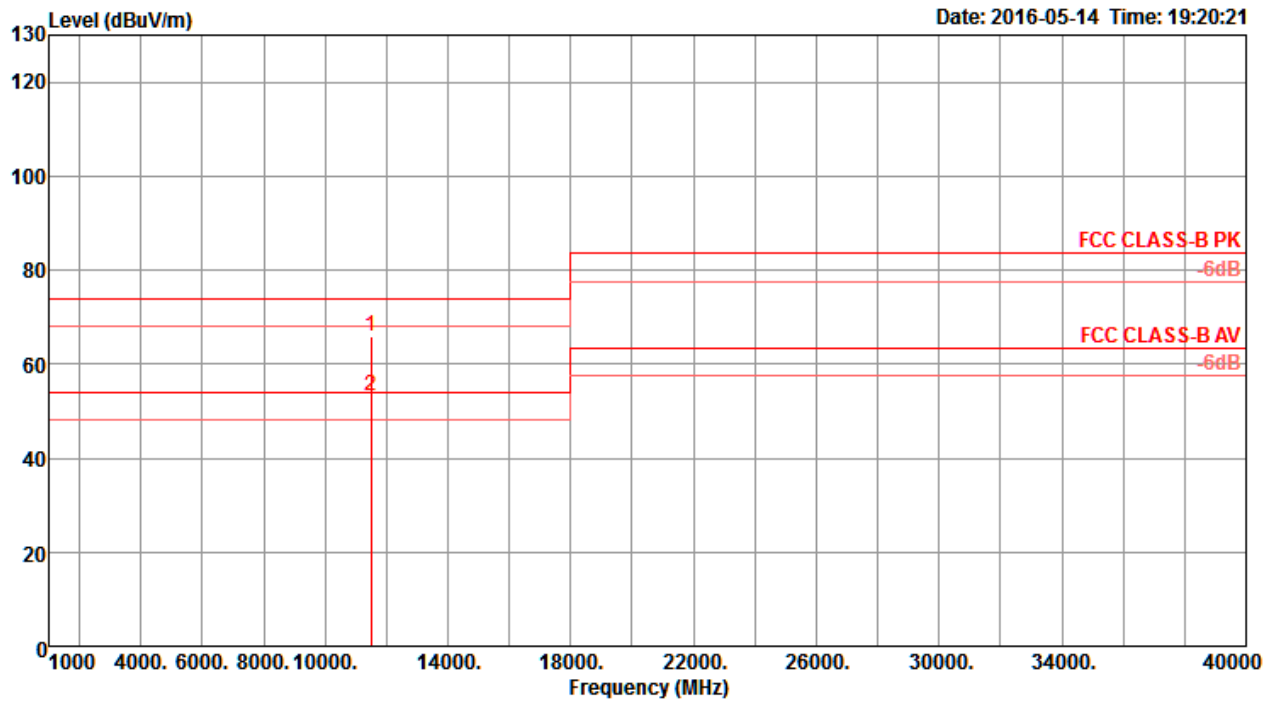
Temperature	22°C	Humidity	56%
Test Engineer	Nyle Chang & Peter Wu & Gary Chu & DK Chang & Eddie Weng & Stim Song & Brain Sun	Configurations	IEEE 802.11ac MCS0/Nss3 VHT20 CH 149 / Chain 1 + Chain 2 + Chain 3 + Chain 4
Test Mode	Mode 1		

Horizontal



	Freq	Level	Limit	Over	Read	Cable	Antenna	Preamp	T/Pos	A/Pos	Remark	Pol/Phase
	MHz	dBuV/m	dBuV/m	dB	dBuV	dB	dB/m	dB	deg	cm		
1	11490.09	45.68	54.00	-8.32	32.18	9.62	38.50	34.62	75	205	Average	HORIZONTAL
2	11491.15	57.64	74.00	-16.36	44.14	9.62	38.50	34.62	75	205	Peak	HORIZONTAL

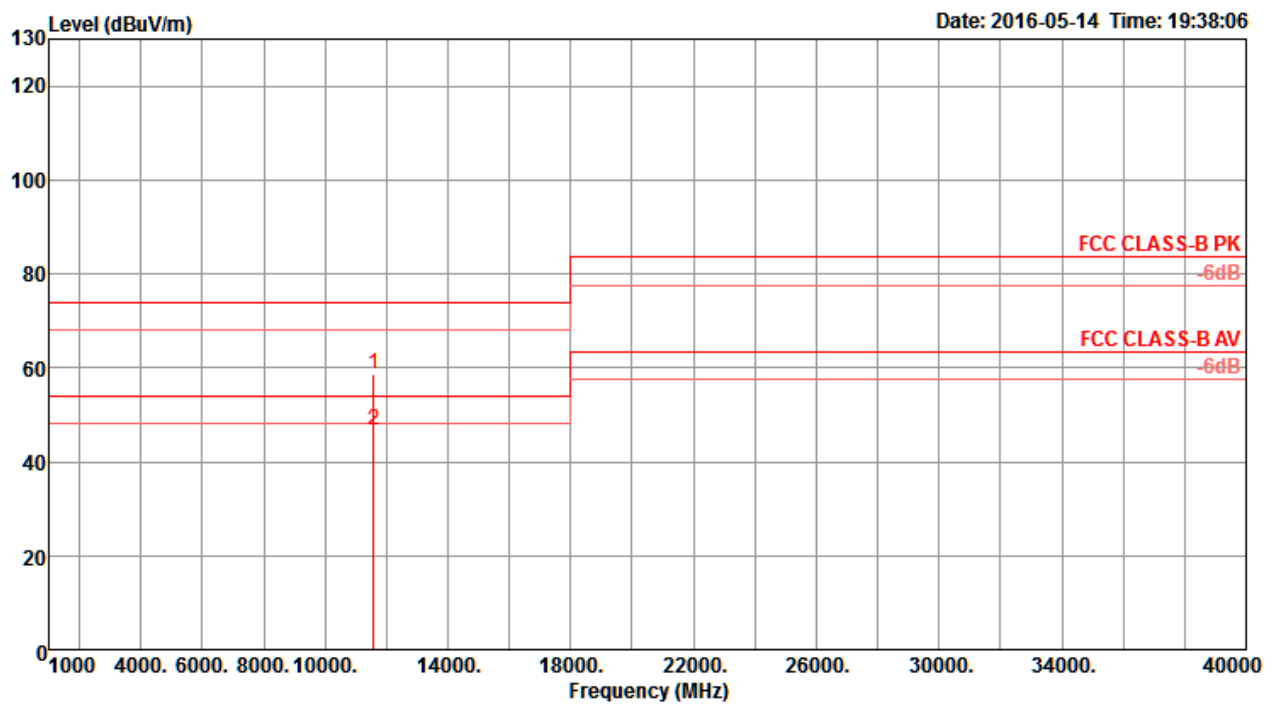
Vertical



	Freq	Level	Limit	Over	Read	CableAntenna	Preamp	T/Pos	A/Pos	Remark	Pol/Phase	
	MHz	dBuV/m	dBuV/m	dB	dBuV	dB	dB/m	deg	cm			
1	11489.83	65.84	74.00	-8.16	52.34	9.62	38.50	34.62	335	200	Peak	VERTICAL
2	11490.00	53.39	54.00	-0.61	39.89	9.62	38.50	34.62	335	200	Average	VERTICAL

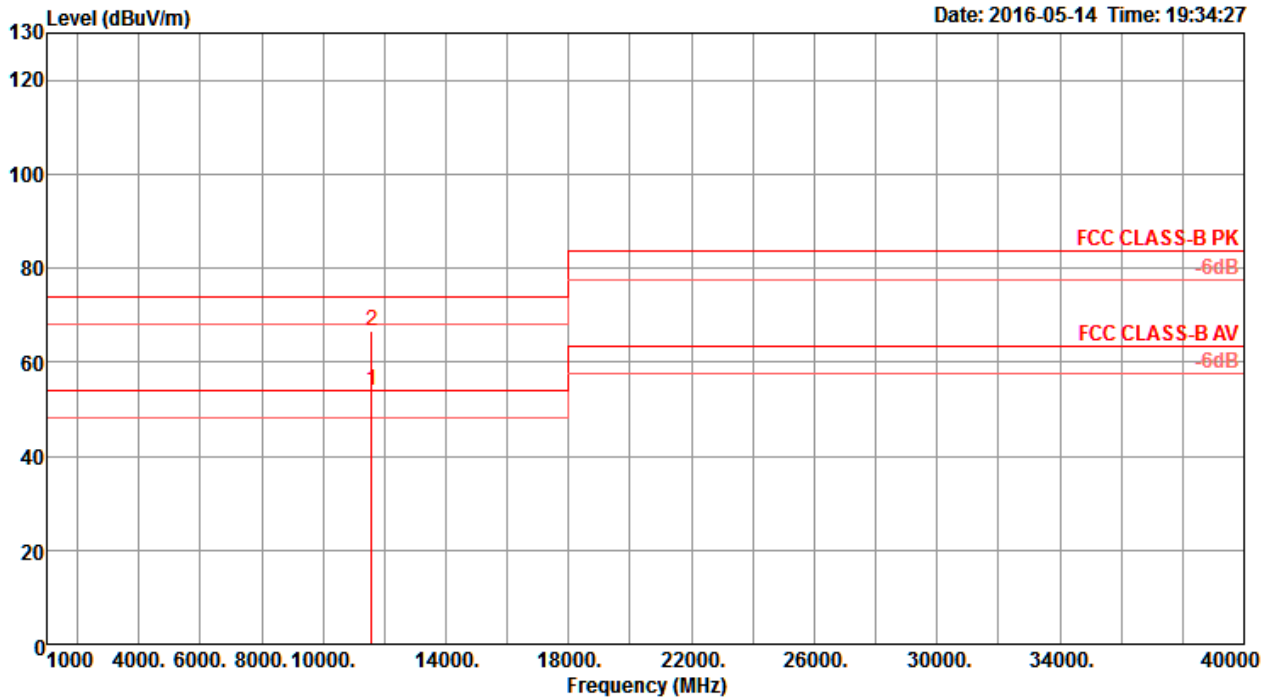
Temperature	22°C	Humidity	56%
Test Engineer	Nyle Chang & Peter Wu & Gary Chu & DK Chang & Eddie Weng & Stim Song & Brain Sun	Configurations	IEEE 802.11ac MCS0/Nss3 VHT20 CH 157 / Chain 1 + Chain 2 + Chain 3 + Chain 4
Test Mode	Mode 1		

Horizontal



	Freq	Level	Limit	Over	Read	Cable	Antenna	Preamp	T/Pos	A/Pos	Remark	Pol/Phase
	MHz	dBuV/m	dBuV/m	dB	dBuV	dB	dB/m	dB	deg	cm		
1	11568.35	58.81	74.00	-15.19	45.32	9.61	38.53	34.65	190	272	Peak	HORIZONTAL
2	11571.00	46.87	54.00	-7.13	33.38	9.61	38.53	34.65	190	272	Average	HORIZONTAL

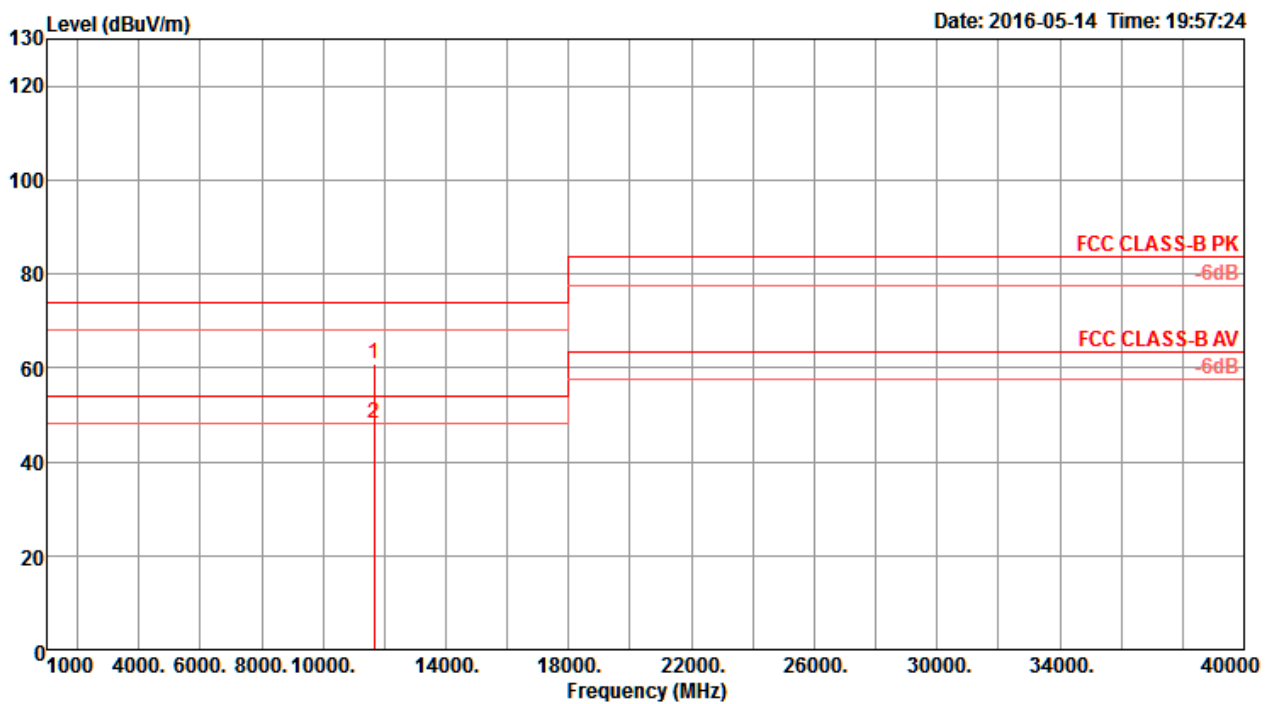
Vertical



	Freq	Level	Limit	Over	Read	CableAntenna	Preamp	T/Pos	A/Pos	Remark	Pol/Phase	
	MHz	dBuV/m	dBuV/m	dB	dBuV	dB	dB/m	dB	deg	cm		
1	11569.48	53.95	54.00	-0.05	40.46	9.61	38.53	34.65	327	208	Average	VERTICAL
2	11569.70	66.58	74.00	-7.42	53.09	9.61	38.53	34.65	327	208	Peak	VERTICAL

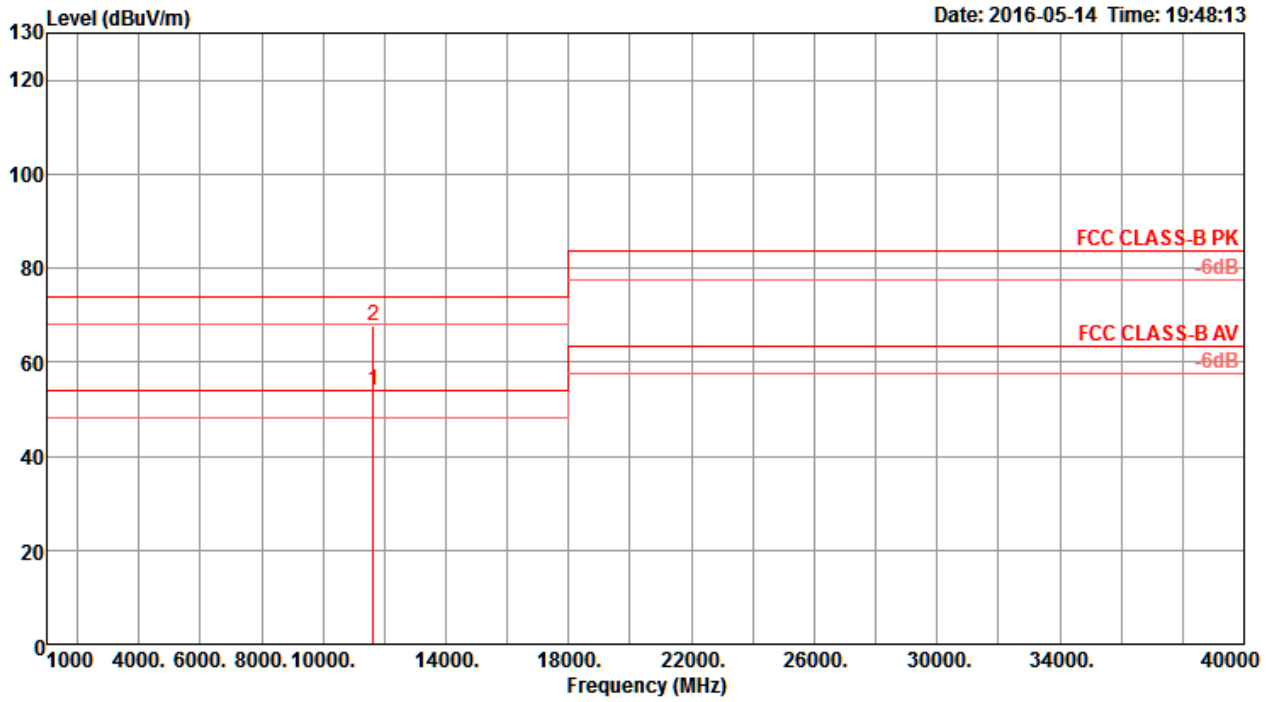
Temperature	22°C	Humidity	56%
Test Engineer	Nyle Chang & Peter Wu & Gary Chu & DK Chang & Eddie Weng & Stim Song & Brain Sun	Configurations	IEEE 802.11ac MCS0/Nss3 VHT20 CH 165 / Chain 1 + Chain 2 + Chain 3 + Chain 4
Test Mode	Mode 1		

Horizontal



	Freq	Level	Limit	Over	Read	Cable	Antenna	Preamp	T/Pos	A/Pos	Remark	Pol/Phase
	MHz	dBuV/m	dBuV/m	dB	dBuV	dB	dB/m	dB	deg	cm		
1	11651.07	60.93	74.00	-13.07	47.44	9.60	38.57	34.68	195	285	Peak	HORIZONTAL
2	11651.22	48.16	54.00	-5.84	34.67	9.60	38.57	34.68	195	285	Average	HORIZONTAL

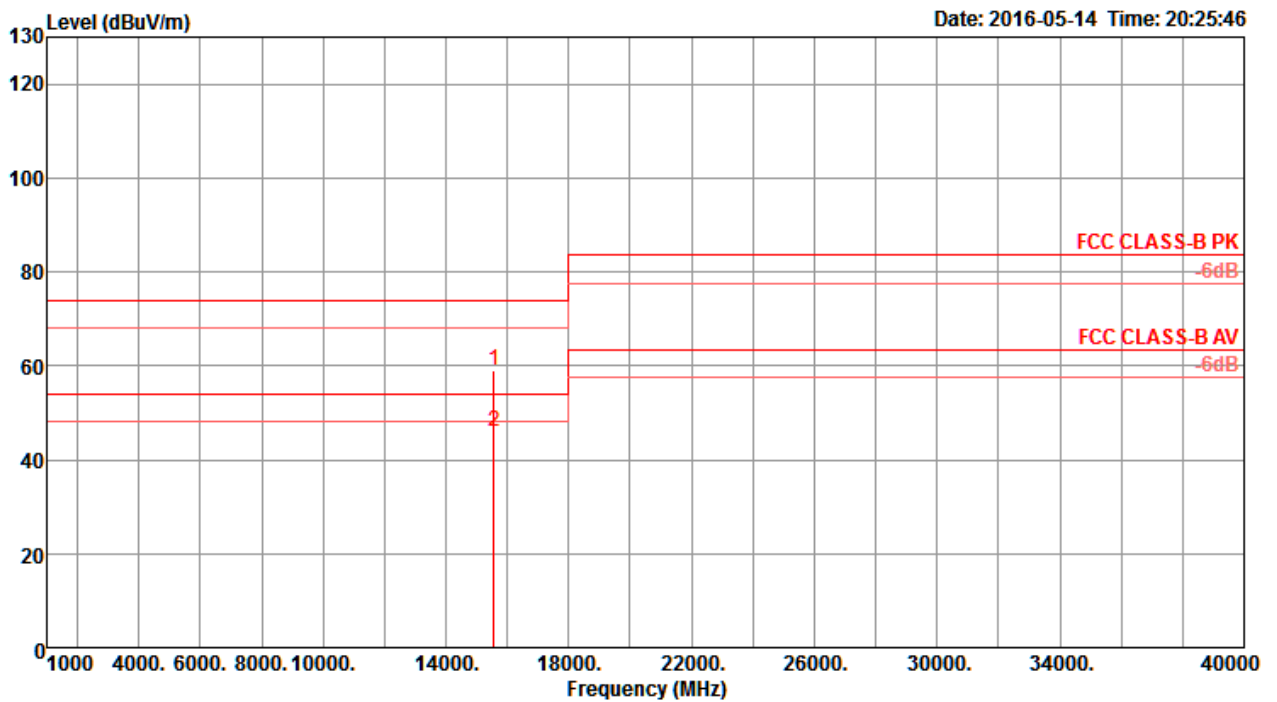
Vertical



	Freq	Level	Limit	Over	Read	CableAntenna	Preamp	T/Pos	A/Pos	Remark	Pol/Phase	
	MHz	dBuV/m	dBuV/m	dB	dBuV	dB	dB/m	dB	deg	cm		
1	11647.93	53.91	54.00	-0.09	40.44	9.60	38.55	34.68	38	256	Average	VERTICAL
2	11647.95	67.77	74.00	-6.23	54.30	9.60	38.55	34.68	38	256	Peak	VERTICAL

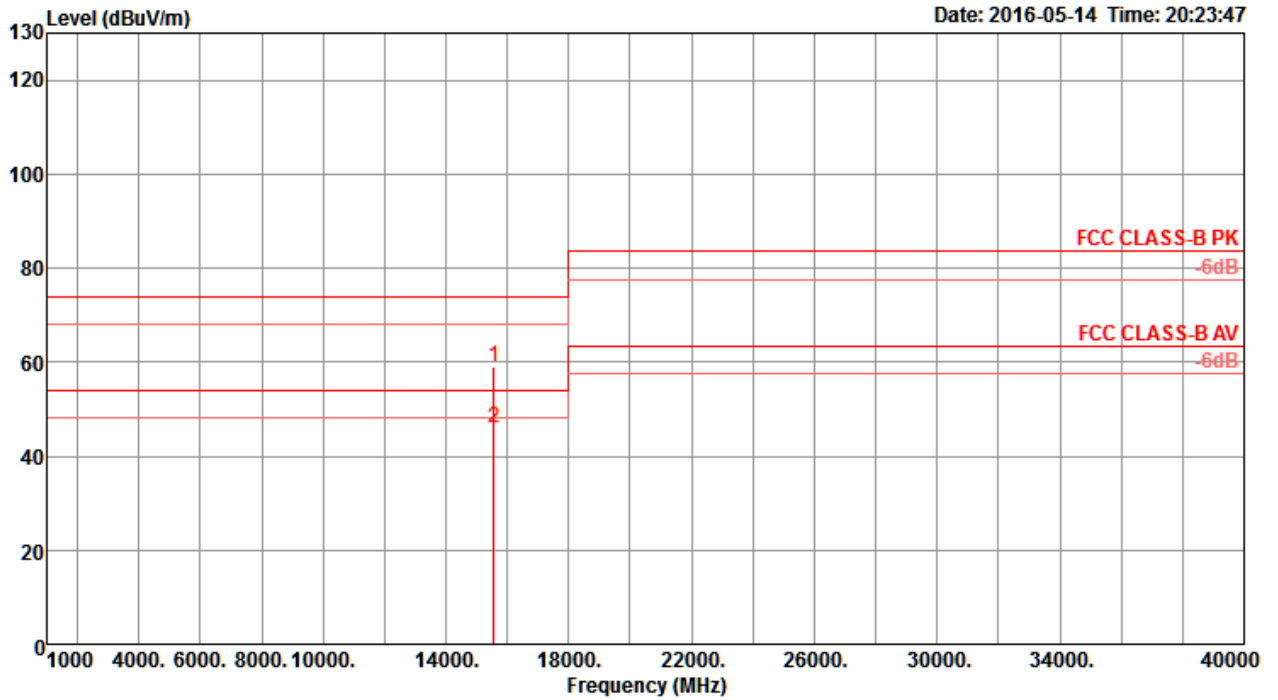
Temperature	22°C	Humidity	56%
Test Engineer	Nyle Chang & Peter Wu & Gary Chu & DK Chang & Eddie Weng & Stim Song & Brain Sun	Configurations	IEEE 802.11ac MCS0/Nss3 VHT40 CH 38 / Chain 1 + Chain 2 + Chain 3 + Chain 4
Test Mode	Mode 1		

Horizontal



	Freq	Level	Limit	Over	Read	Cable	Antenna	Preamp	T/Pos	A/Pos	Remark	Pol/Phase
	MHz	dBuV/m	dBuV/m	dB	dBuV	dB	dB/m	dB	deg	cm		
1	15568.80	58.86	74.00	-15.14	44.07	11.24	38.23	34.68	228	253	Peak	HORIZONTAL
2	15570.52	45.98	54.00	-8.02	31.19	11.24	38.23	34.68	228	253	Average	HORIZONTAL

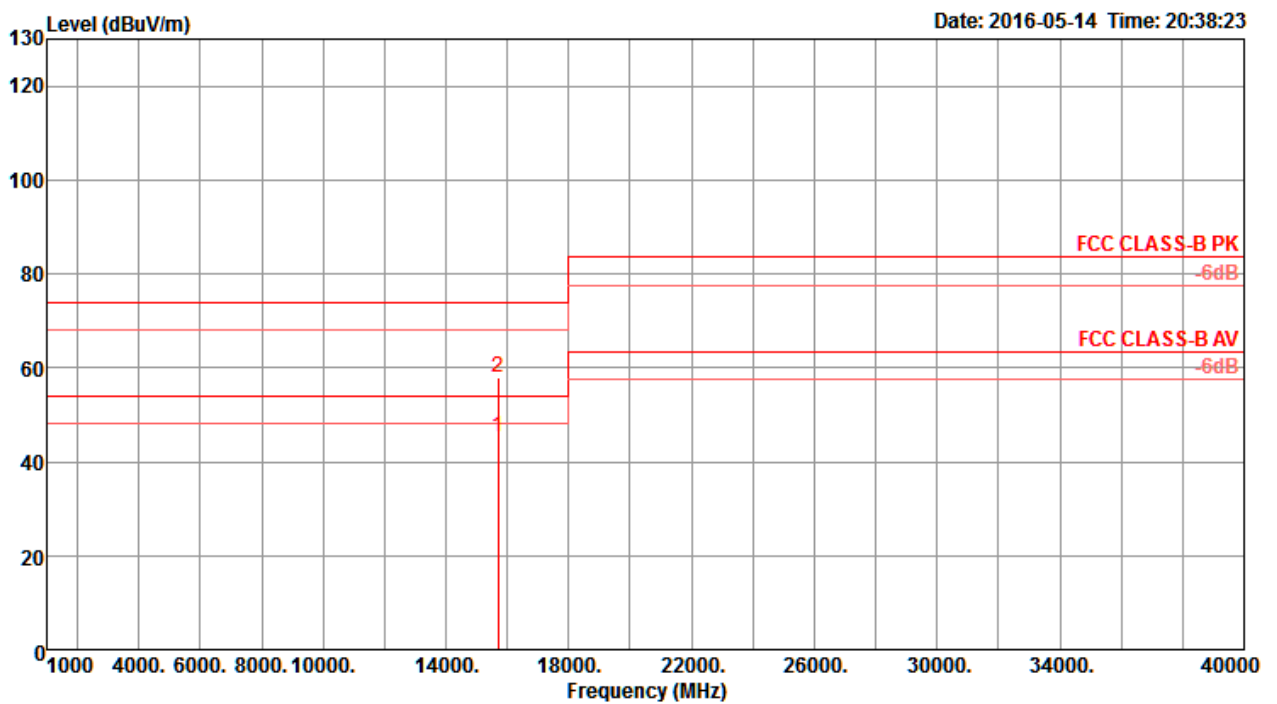
Vertical



	Freq	Level	Limit	Over	Read	CableAntenna	Preamp	T/Pos	A/Pos	Remark	Pol/Phase	
	MHz	dBuV/m	dBuV/m	dB	dBuV	dB	dB/m	deg	cm			
1	15570.62	59.09	74.00	-14.91	44.30	11.24	38.23	34.68	22	226	Peak	VERTICAL
2	15572.46	46.05	54.00	-7.95	31.26	11.24	38.23	34.68	22	226	Average	VERTICAL

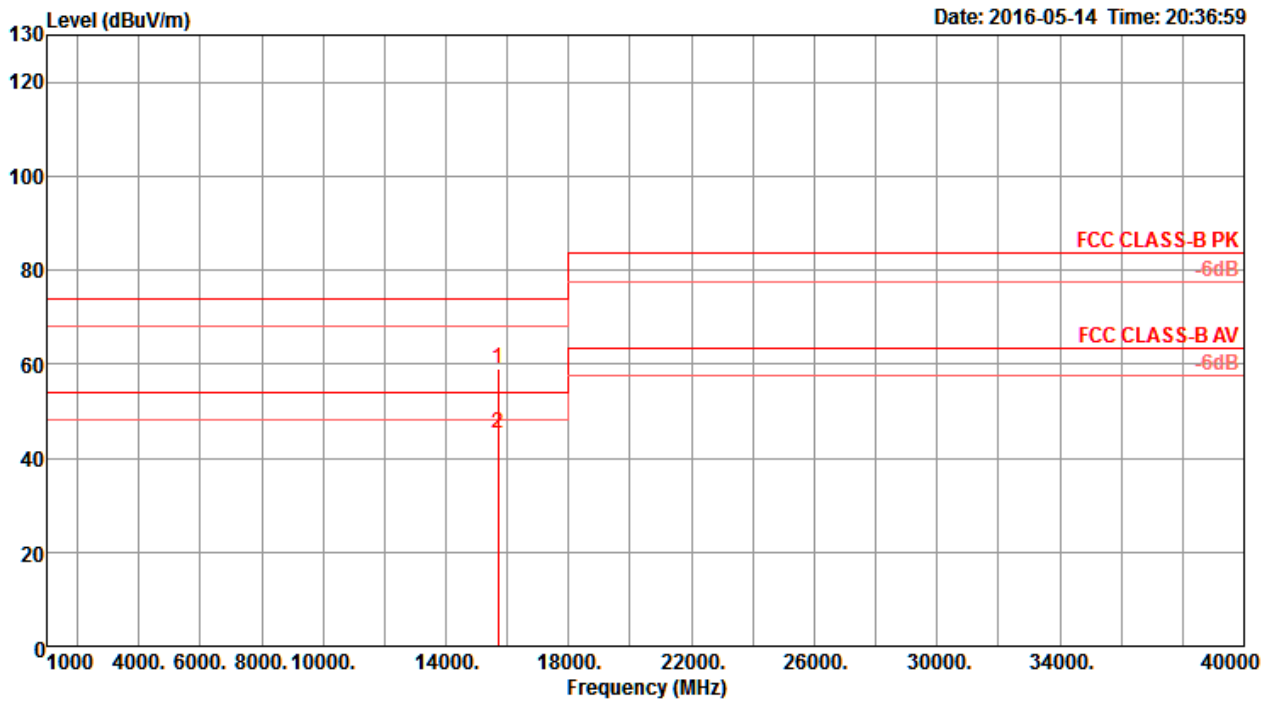
Temperature	22°C	Humidity	56%
Test Engineer	Nyle Chang & Peter Wu & Gary Chu & DK Chang & Eddie Weng & Stim Song & Brain Sun	Configurations	IEEE 802.11ac MCS0/Nss3 VHT40 CH 46 / Chain 1 + Chain 2 + Chain 3 + Chain 4
Test Mode	Mode 1		

Horizontal



	Freq	Level	Limit Line	Over Limit	Read Level	Cable Loss	Antenna Factor	Preamp Factor	T/Pos	A/Pos	Remark	Pol/Phase
	MHz	dBuV/m	dBuV/m	dB	dBuV	dB	dB/m	dB	deg	cm		
1	15689.86	45.13	54.00	-8.87	30.29	11.26	38.35	34.77	90	252	Average	HORIZONTAL
2	15689.96	57.82	74.00	-16.18	42.98	11.26	38.35	34.77	90	252	Peak	HORIZONTAL

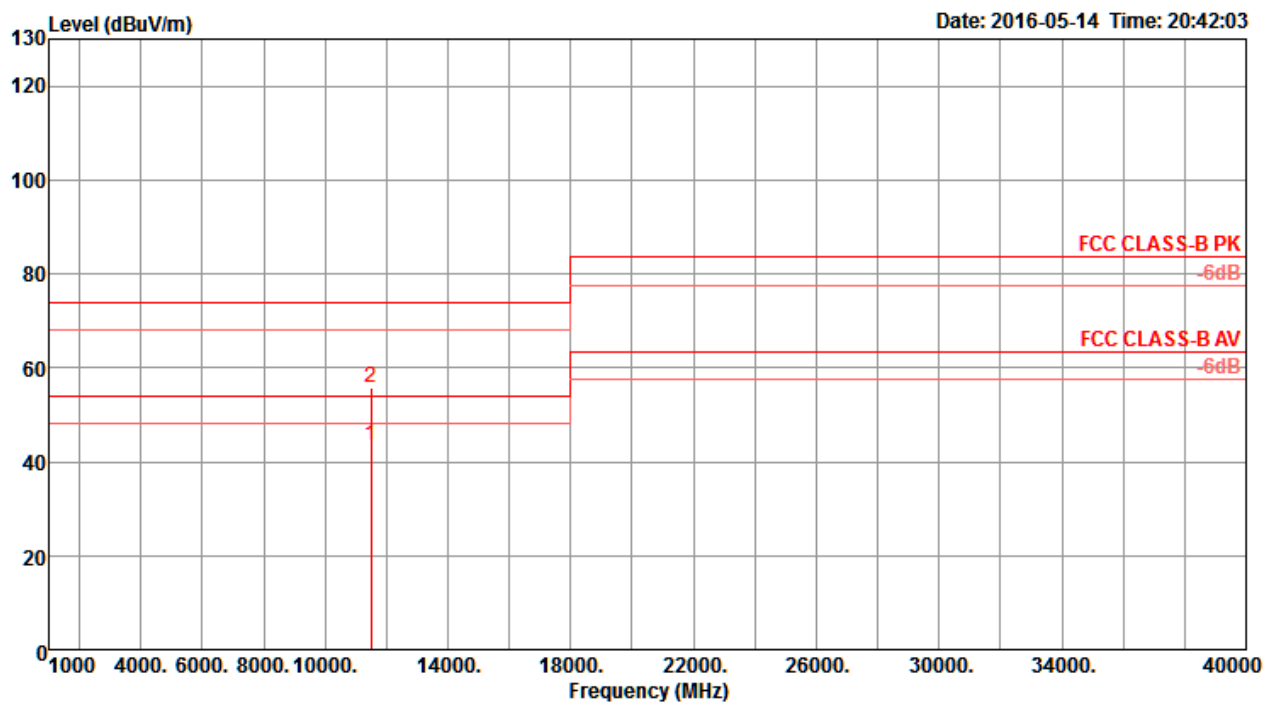
Vertical



	Freq	Level	Limit	Over	Read	Cable	Antenna	Preamp	T/Pos	A/Pos	Remark	Pol/Phase
	MHz	dBuV/m	dBuV/m	dB	dBuV	dB	dB/m	dB	deg	cm		
1	15688.45	58.93	74.00	-15.07	44.09	11.26	38.35	34.77	339	236	Peak	VERTICAL
2	15692.08	45.36	54.00	-8.64	30.44	11.27	38.42	34.77	339	236	Average	VERTICAL

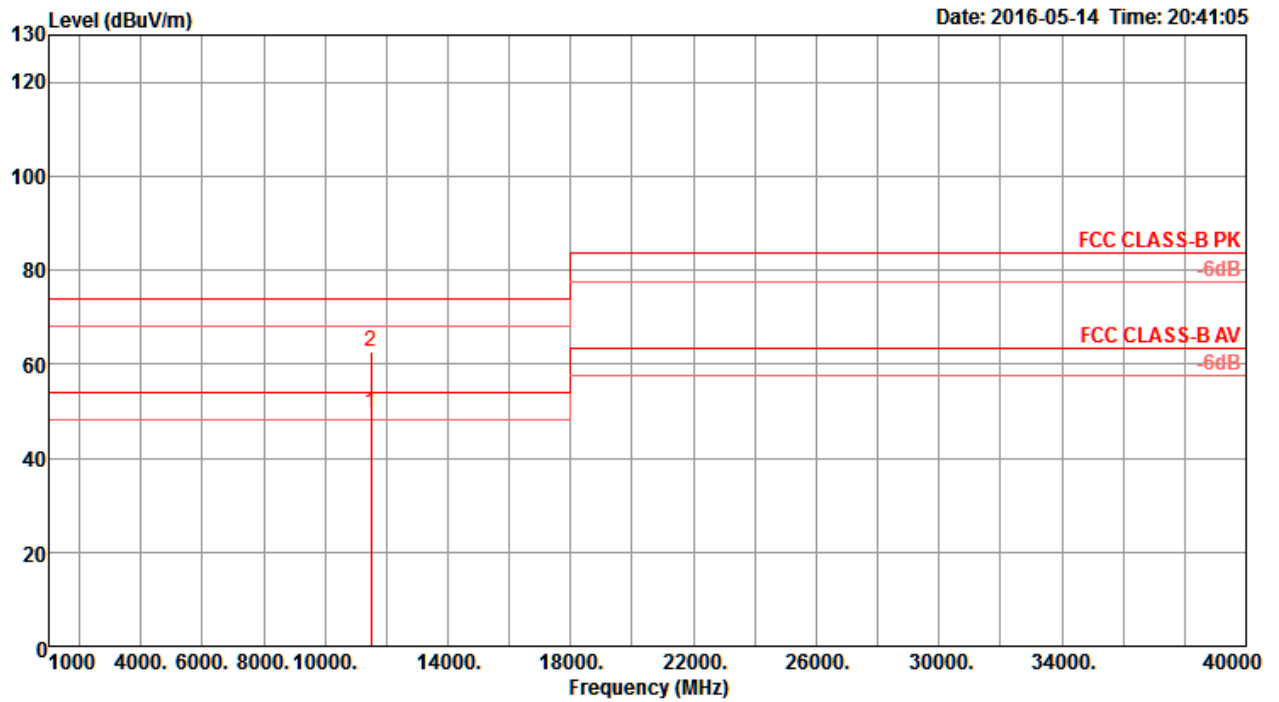
Temperature	22°C	Humidity	56%
Test Engineer	Nyle Chang & Peter Wu & Gary Chu & DK Chang & Eddie Weng & Stim Song & Brain Sun	Configurations	IEEE 802.11ac MCS0/Nss3 VHT40 CH 151 / Chain 1 + Chain 2 + Chain 3 + Chain 4
Test Mode	Mode 1		

Horizontal



	Freq	Level	Limit	Over	Read	Cable	Antenna	Preamp	T/Pos	A/Pos	Remark	Pol/Phase
	MHz	dBuV/m	dBuV/m	dB	dBuV	dB	dB/m	dB	deg	cm		
1	11509.63	43.53	54.00	-10.47	30.04	9.62	38.50	34.63	176	265	Average	HORIZONTAL
2	11510.49	55.74	74.00	-18.26	42.25	9.62	38.50	34.63	176	265	Peak	HORIZONTAL

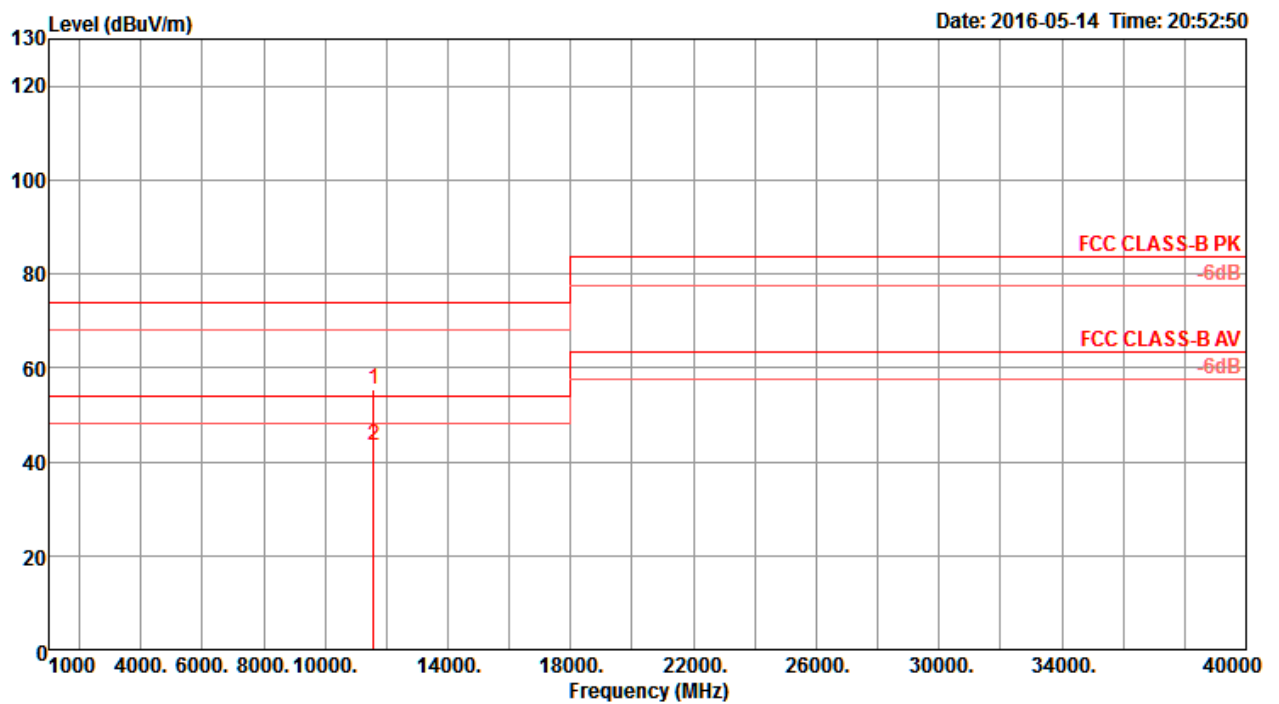
Vertical



	Freq	Level	Limit	Over	Read	CableAntenna	Preamp	T/Pos	A/Pos	Remark	Pol/Phase
	MHz	dBuV/m	dBuV/m	dB	dBuV	dB	dB/m	deg	cm		
1	11508.63	49.47	54.00	-4.53	35.97	9.62	38.50	34.62	343	201 Average	VERTICAL
2	11509.57	62.53	74.00	-11.47	49.04	9.62	38.50	34.63	343	201 Peak	VERTICAL

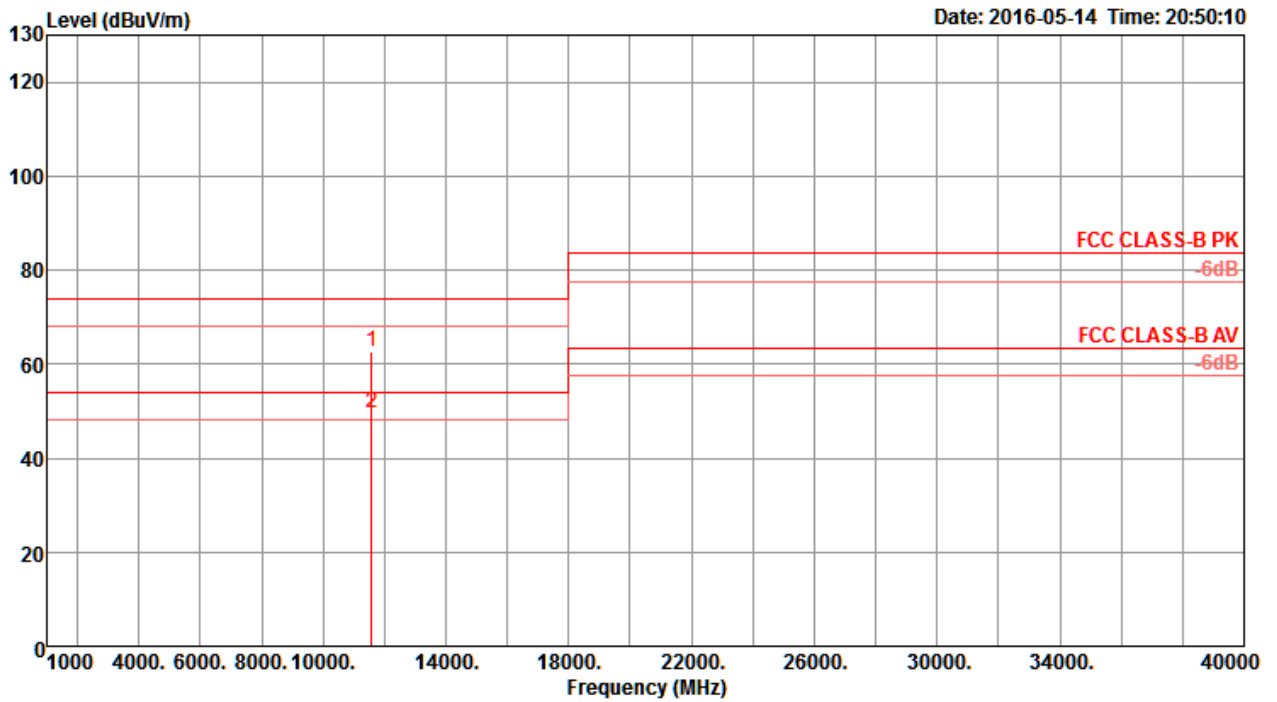
Temperature	22°C	Humidity	56%
Test Engineer	Nyle Chang & Peter Wu & Gary Chu & DK Chang & Eddie Weng & Stim Song & Brain Sun	Configurations	IEEE 802.11ac MCS0/Nss3 VHT40 CH 159 / Chain 1 + Chain 2 + Chain 3 + Chain 4
Test Mode	Mode 1		

Horizontal



	Freq	Level	Limit Line	Over Limit	Read Level	Cable Loss	Antenna Factor	Preamp Factor	T/Pos	A/Pos	Remark	Pol/Phase
	MHz	dBuV/m	dBuV/m	dB	dBuV	dB	dB/m	dB	deg	cm		
1	11589.63	55.40	74.00	-18.60	41.92	9.60	38.54	34.66	150	274	Peak	HORIZONTAL
2	11589.88	43.30	54.00	-10.70	29.82	9.60	38.54	34.66	150	274	Average	HORIZONTAL

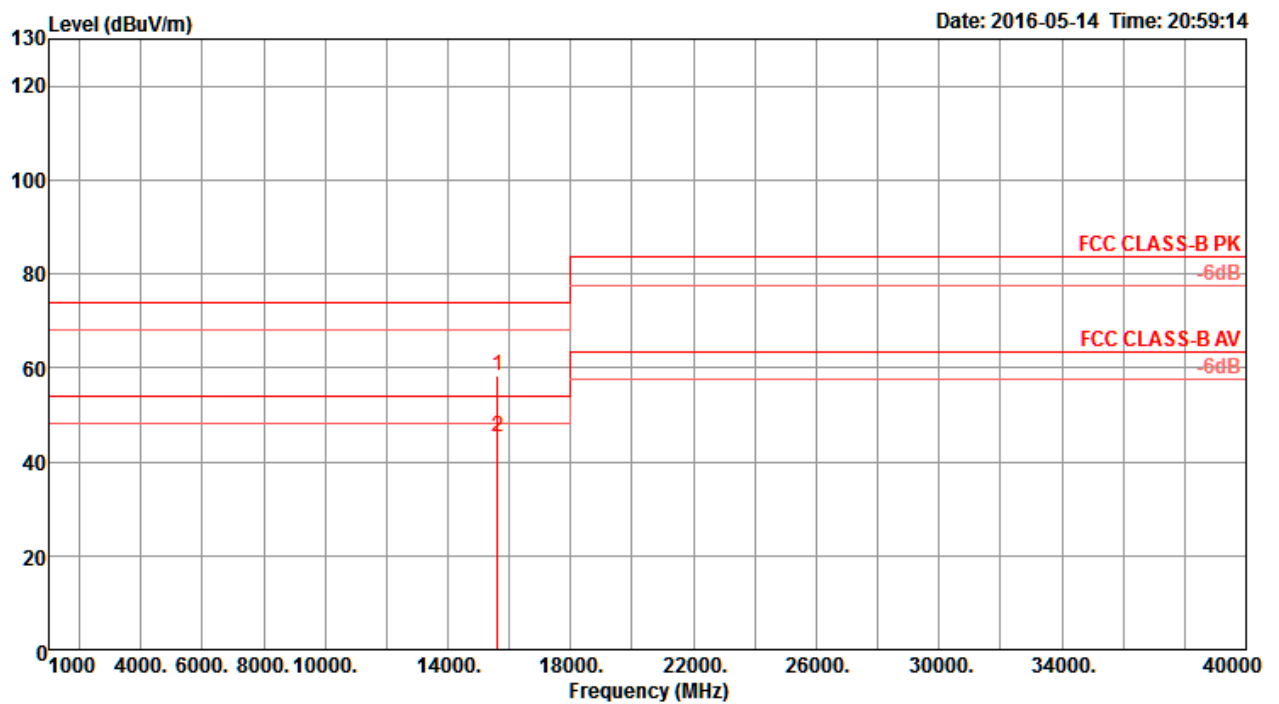
Vertical



	Freq	Level	Limit	Over	Read	CableAntenna	Preamp	T/Pos	A/Pos	Remark	Pol/Phase	
	MHz	dBuV/m	dBuV/m	dB	dBuV	dB	dB/m	deg	cm			
1	11589.67	62.70	74.00	-11.30	49.22	9.60	38.54	34.66	336	200	Peak	VERTICAL
2	11590.18	49.54	54.00	-4.46	36.06	9.60	38.54	34.66	336	200	Average	VERTICAL

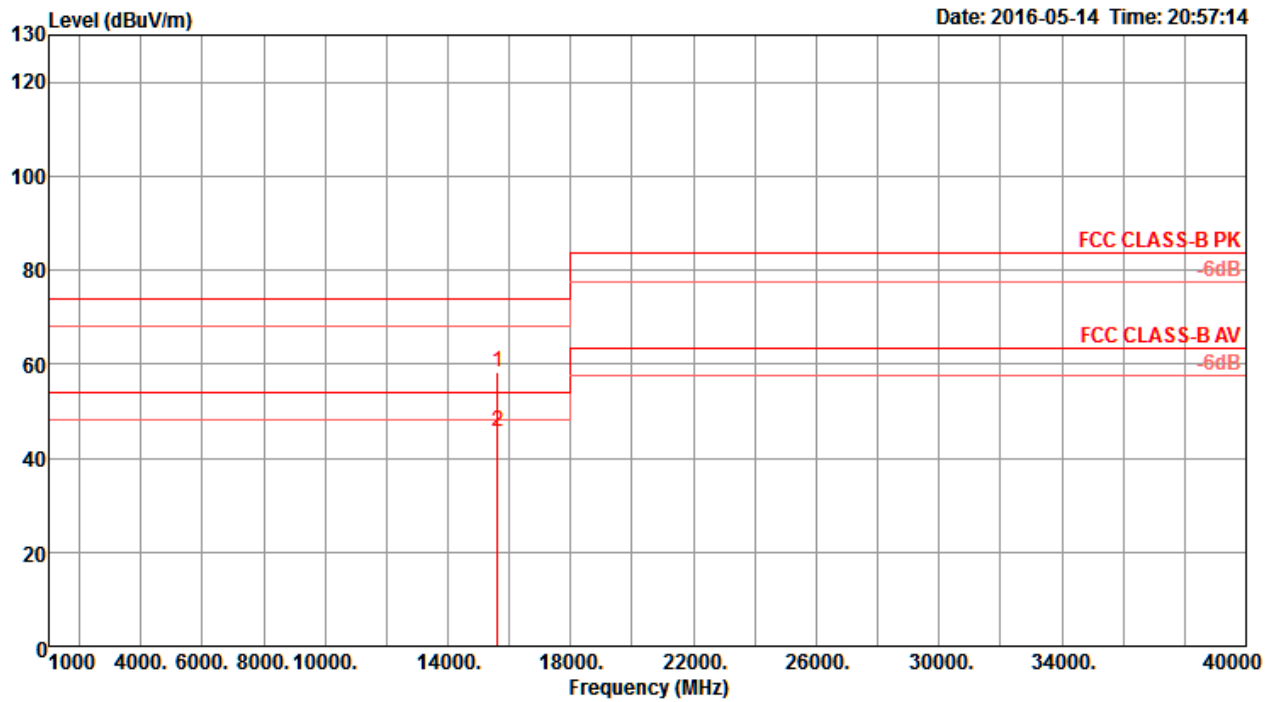
Temperature	22°C	Humidity	56%
Test Engineer	Nyle Chang & Peter Wu & Gary Chu & DK Chang & Eddie Weng & Stim Song & Brain Sun	Configurations	IEEE 802.11ac MCS0/Nss3 VHT80 CH 42 / Chain 1 + Chain 2 + Chain 3 + Chain 4
Test Mode	Mode 1		

Horizontal



	Freq	Level	Limit	Over	Read	Cable	Antenna	Preamp	T/Pos	A/Pos	Remark	Pol/Phase
	MHz	dBuV/m	dBuV/m	dB	dBuV	dB	dB/m	dB	deg	cm		
1	15629.06	58.31	74.00	-15.69	43.50	11.25	38.29	34.73	78	255	Peak	HORIZONTAL
2	15629.54	45.41	54.00	-8.59	30.60	11.25	38.29	34.73	78	255	Average	HORIZONTAL

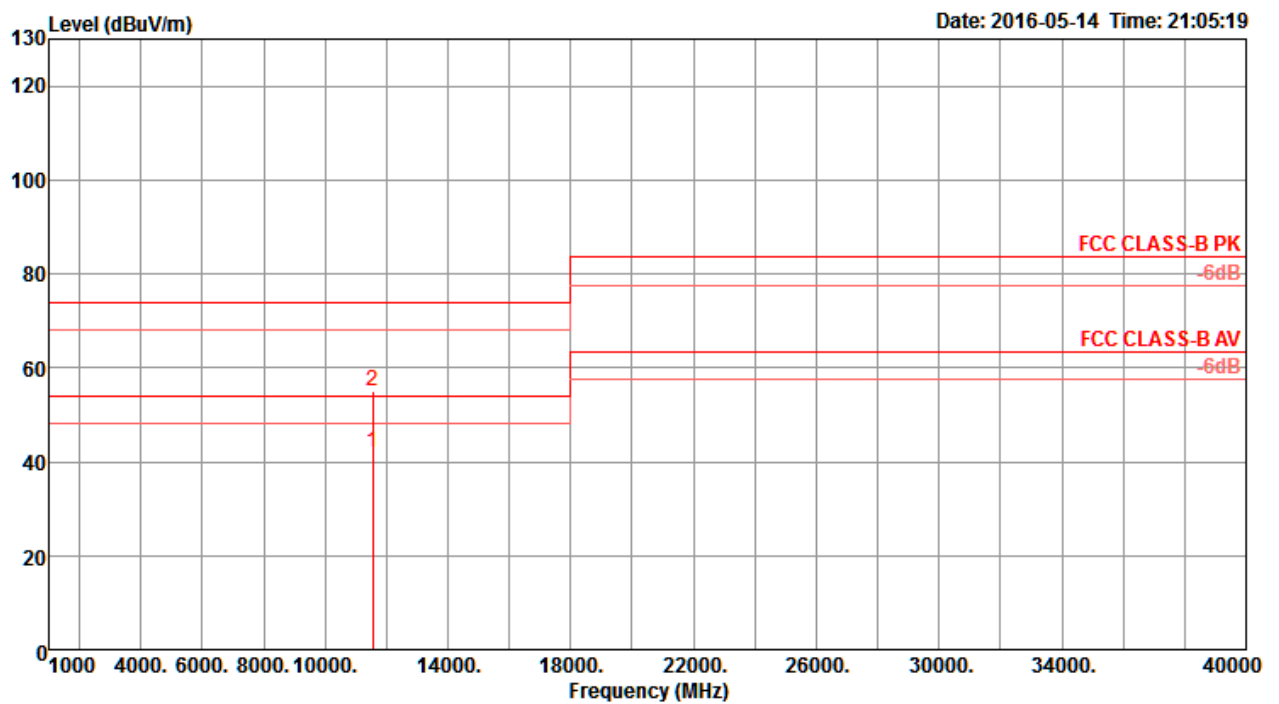
Vertical



	Freq	Level	Limit	Over	Read	Cable	Antenna	Preamp	T/Pos	A/Pos	Remark	Pol/Phase
	MHz	dBuV/m	dBuV/m	dB	dBuV	dB	dB/m	dB	deg	cm		
1	15629.22	58.33	74.00	-15.67	43.52	11.25	38.29	34.73	340	212	Peak	VERTICAL
2	15629.60	45.46	54.00	-8.54	30.65	11.25	38.29	34.73	340	212	Average	VERTICAL

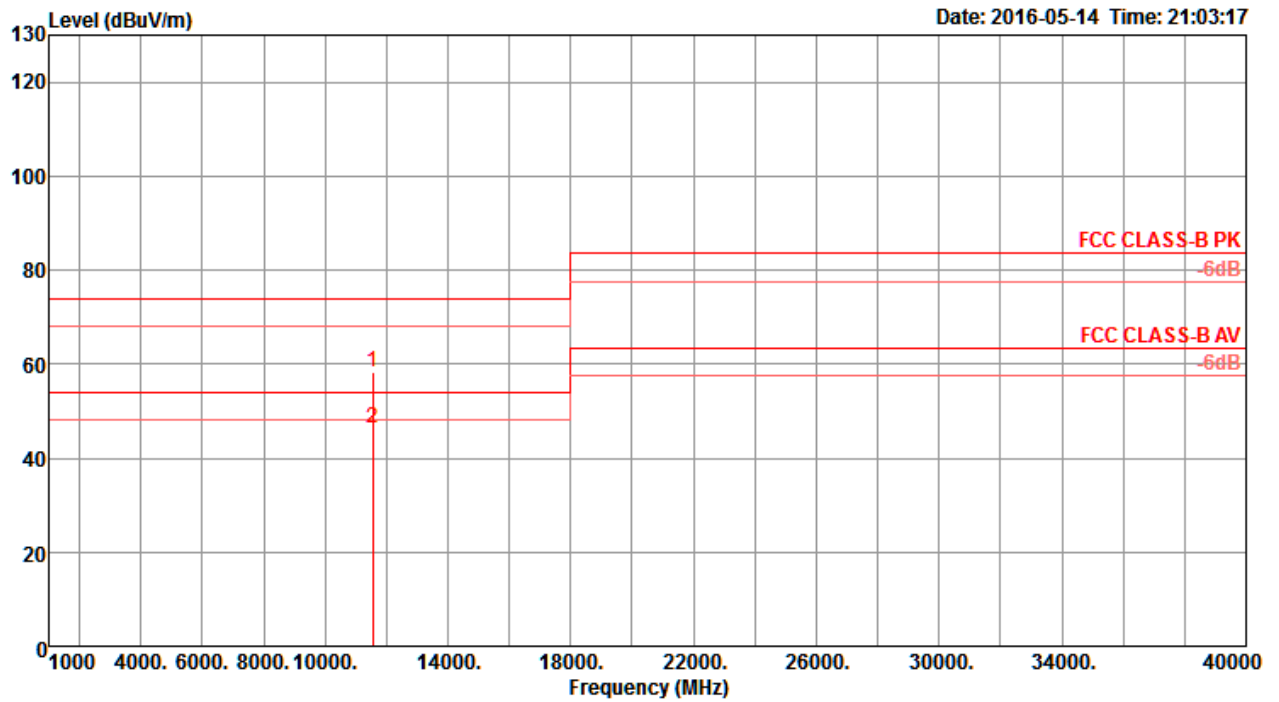
Temperature	22°C	Humidity	56%
Test Engineer	Nyle Chang & Peter Wu & Gary Chu & DK Chang & Eddie Weng & Stim Song & Brain Sun	Configurations	IEEE 802.11ac MCS0/Nss3 VHT80 CH 155 / Chain 1 + Chain 2 + Chain 3 + Chain 4
Test Mode	Mode 1		

Horizontal



	Freq	Level	Limit	Over	Read	Cable	Antenna	Preamp	T/Pos	A/Pos	Remark	Pol/Phase
	MHz	dBuV/m	dBuV/m	dB	dBuV	dB	dB/m	dB	deg	cm		
1	11548.80	41.86	54.00	-12.14	28.39	9.61	38.51	34.65	75	250	Average	HORIZONTAL
2	11549.72	55.03	74.00	-18.97	41.56	9.61	38.51	34.65	75	250	Peak	HORIZONTAL

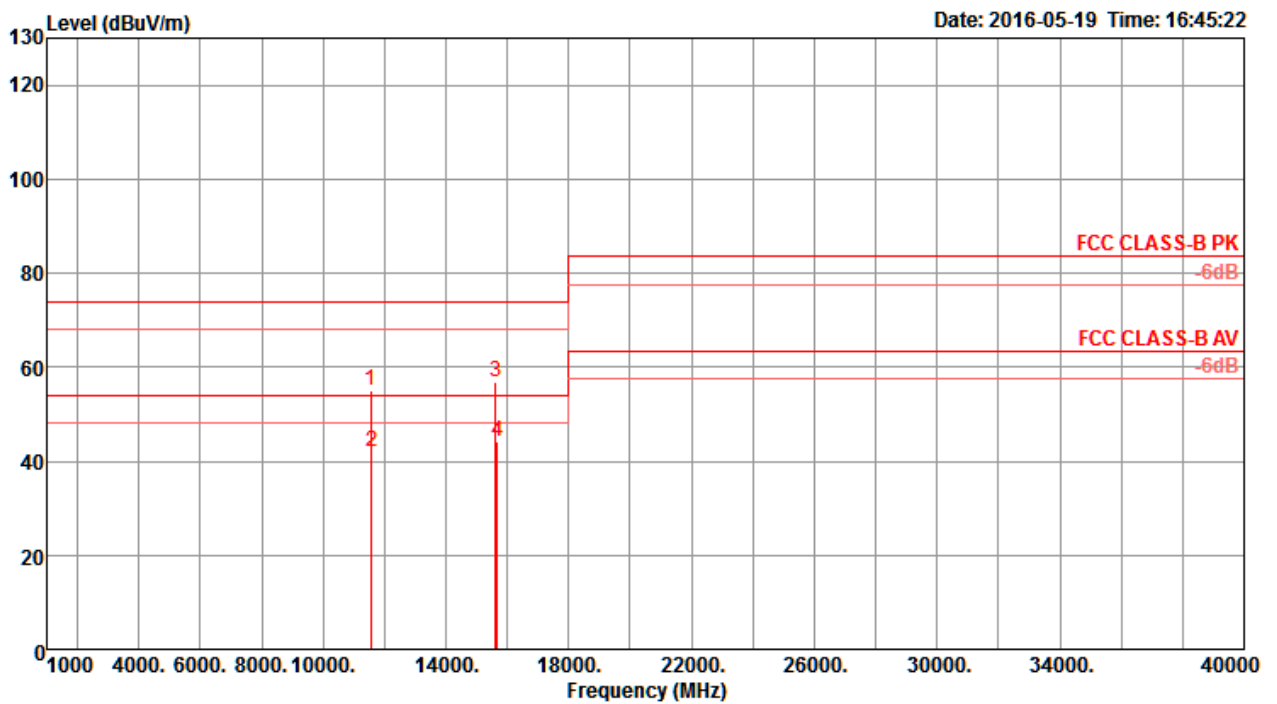
Vertical



	Freq	Level	Limit	Over	Read	Cable	Antenna	Preamp	T/Pos	A/Pos	Remark	Pol/Phase
	MHz	dBuV/m	dBuV/m	dB	dBuV	dB	dB/m	dB	deg	cm		
1	11548.06	58.37	74.00	-15.63	44.90	9.61	38.51	34.65	328	210	Peak	VERTICAL
2	11550.00	46.51	54.00	-7.49	33.04	9.61	38.51	34.65	328	210	Average	VERTICAL

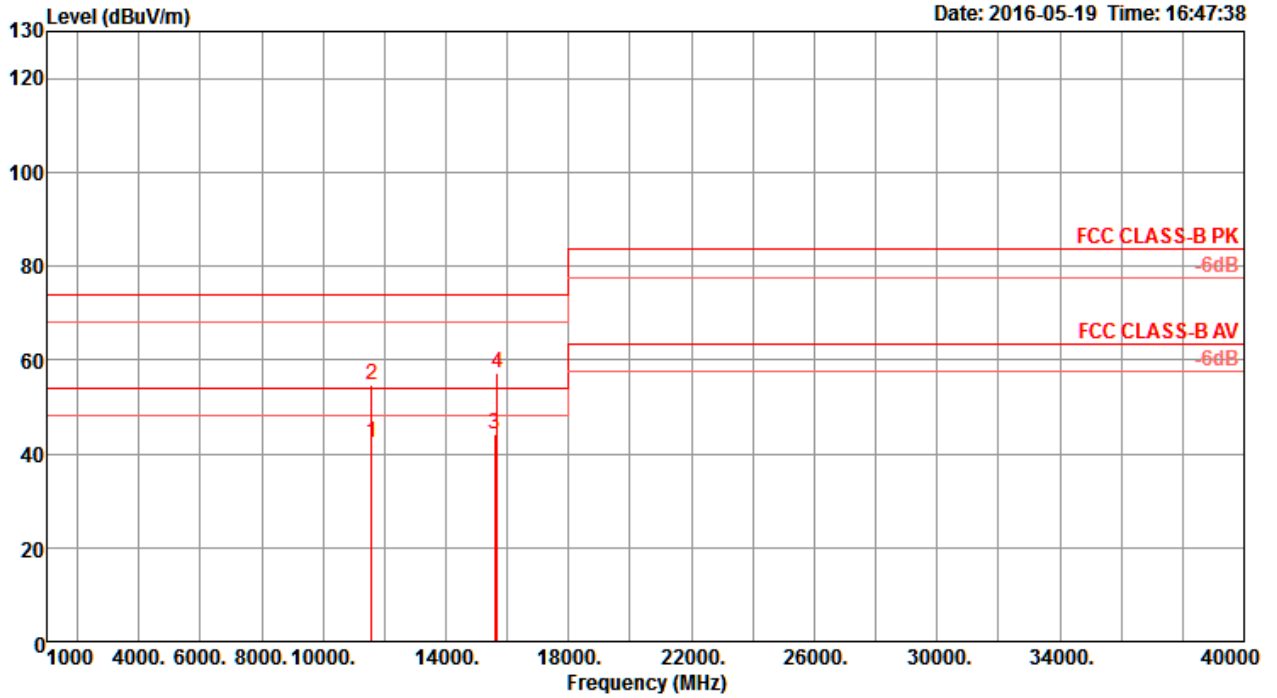
Temperature	22°C	Humidity	56%
Test Engineer	Nyle Chang & Peter Wu & Gary Chu & DK Chang & Eddie Weng & Stim Song & Brain Sun	Configurations	IEEE 802.11ac MCS0/Nss2 VHT80+80 Type 1 / CH 42+155 / Chain 1 + Chain 2 + Chain 3 + Chain 4
Test Mode	Mode 1		

Horizontal



	Freq	Level	Limit	Over	Read	CableAntenna	Preamp	T/Pos	A/Pos	Remark	Pol/Phase
	MHz	dBuV/m	dBuV/m	dB	dBuV	dB	dB/m	dB	deg	cm	
1	11563.59	54.91	74.00	-19.09	41.42	9.61	38.53	34.65	153	219 Peak	HORIZONTAL
2	11582.31	42.03	54.00	-11.97	28.54	9.61	38.53	34.65	153	219 Average	HORIZONTAL
3	15611.54	56.93	74.00	-17.07	42.12	11.25	38.29	34.73	146	245 Peak	HORIZONTAL
4	15661.41	44.28	54.00	-9.72	29.44	11.26	38.35	34.77	146	245 Average	HORIZONTAL

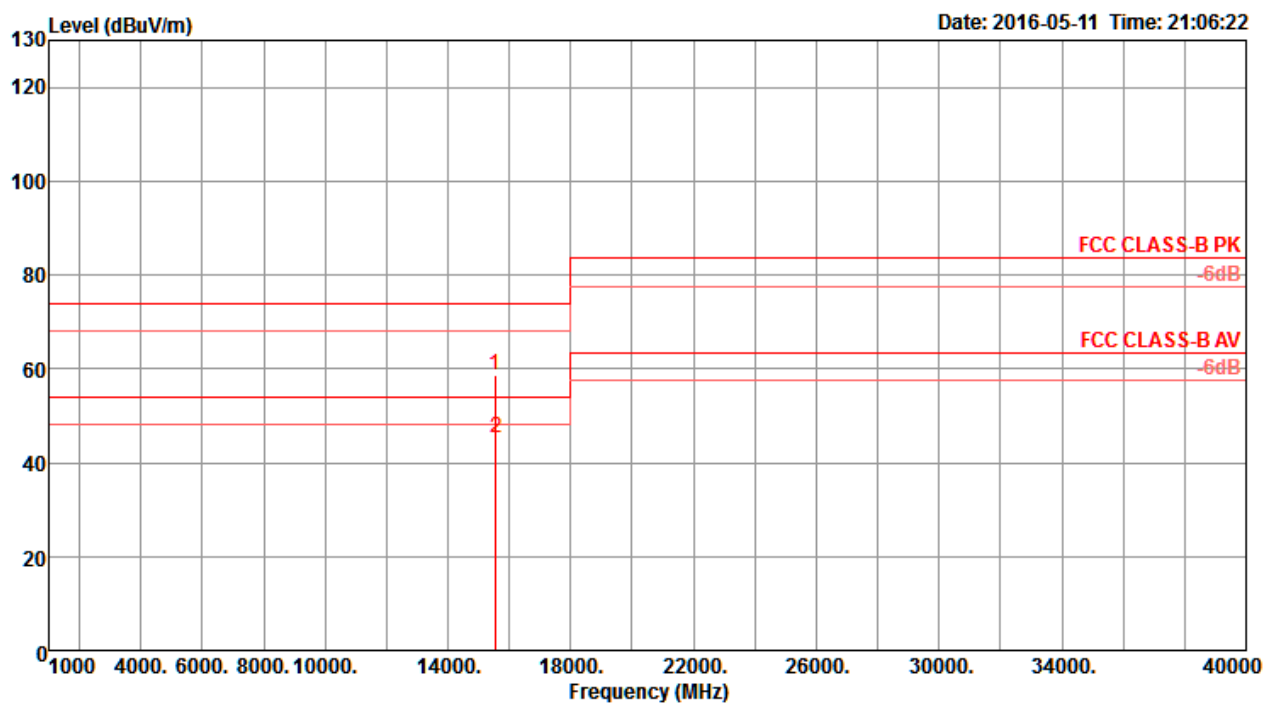
Vertical



	Freq	Level	Limit	Over	Read	CableAntenna	Preamp	T/Pos	A/Pos	Remark	Pol/Phase
	MHz	dBuV/m	dBuV/m	dB	dBuV	dB	dB/m	dB	deg	cm	
1	11579.23	42.35	54.00	-11.65	28.86	9.61	38.53	34.65	243	135 Average	VERTICAL
2	11584.74	54.79	74.00	-19.21	41.31	9.60	38.54	34.66	243	135 Peak	VERTICAL
3	15594.10	44.22	54.00	-9.78	29.43	11.24	38.23	34.68	163	268 Average	VERTICAL
4	15662.18	57.39	74.00	-16.61	42.55	11.26	38.35	34.77	163	268 Peak	VERTICAL

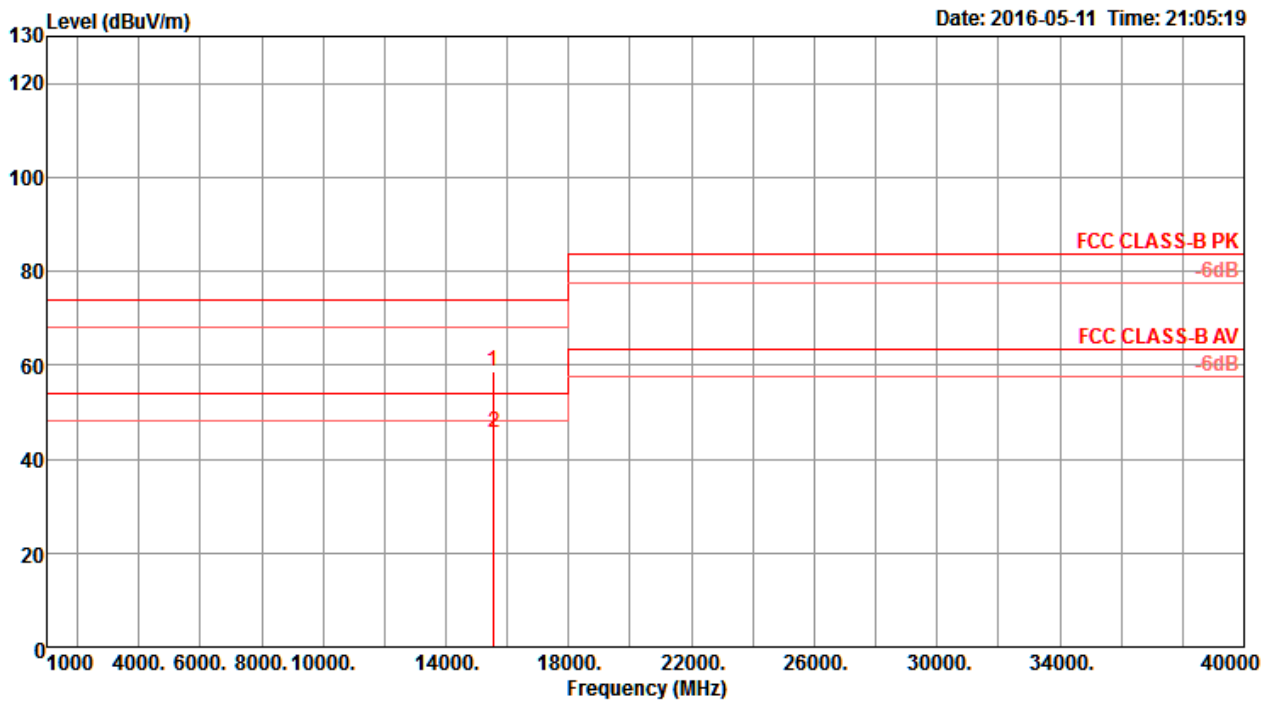
Temperature	22°C	Humidity	56%
Test Engineer	Nyle Chang & Peter Wu & Gary Chu & DK Chang & Eddie Weng & Stim Song & Brain Sun	Configurations	IEEE 802.11ac MCS0/Nss1 VHT20 CH 36 / Chain 1 + Chain 2 + Chain 3 + Chain 4
Test Mode	Mode 2		

Horizontal



	Freq	Level	Limit	Over	Read	CableAntenna	Preamp	T/Pos	A/Pos	Remark	Pol/Phase	
	MHz	dBuV/m	dBuV/m	dB	dBuV	dB	dB/m	dB	deg	cm		
1	15543.60	58.58	74.00	-15.42	43.83	11.23	38.16	34.64	143	148	Peak	HORIZONTAL
2	15554.40	45.31	54.00	-8.69	30.56	11.23	38.16	34.64	143	148	Average	HORIZONTAL

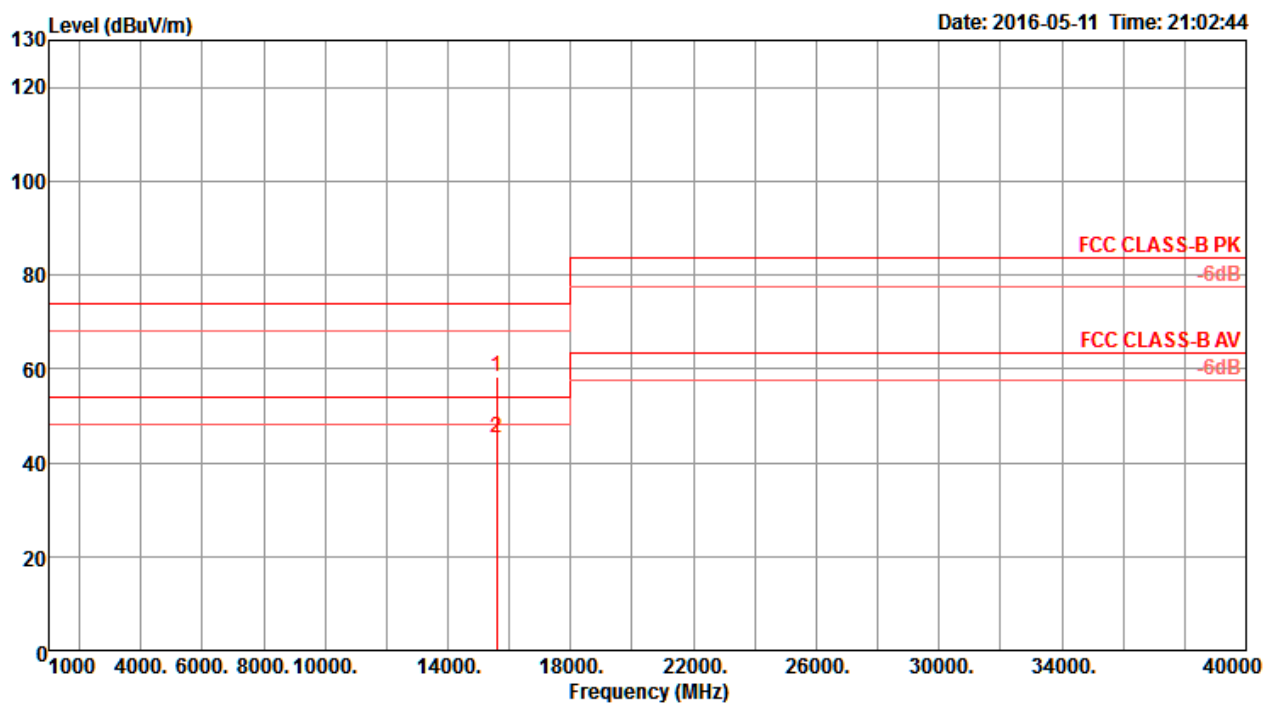
Vertical



	Freq	Level	Limit	Over	Read	CableAntenna	Preamp	T/Pos	A/Pos	Remark	Pol/Phase
	MHz	dBuV/m	dBuV/m	dB	dBuV	dB	dB/m	dB	deg	cm	
1	15543.00	58.49	74.00	-15.51	43.74	11.23	38.16	34.64	324	155 Peak	VERTICAL
2	15563.60	45.45	54.00	-8.55	30.66	11.24	38.23	34.68	324	155 Average	VERTICAL

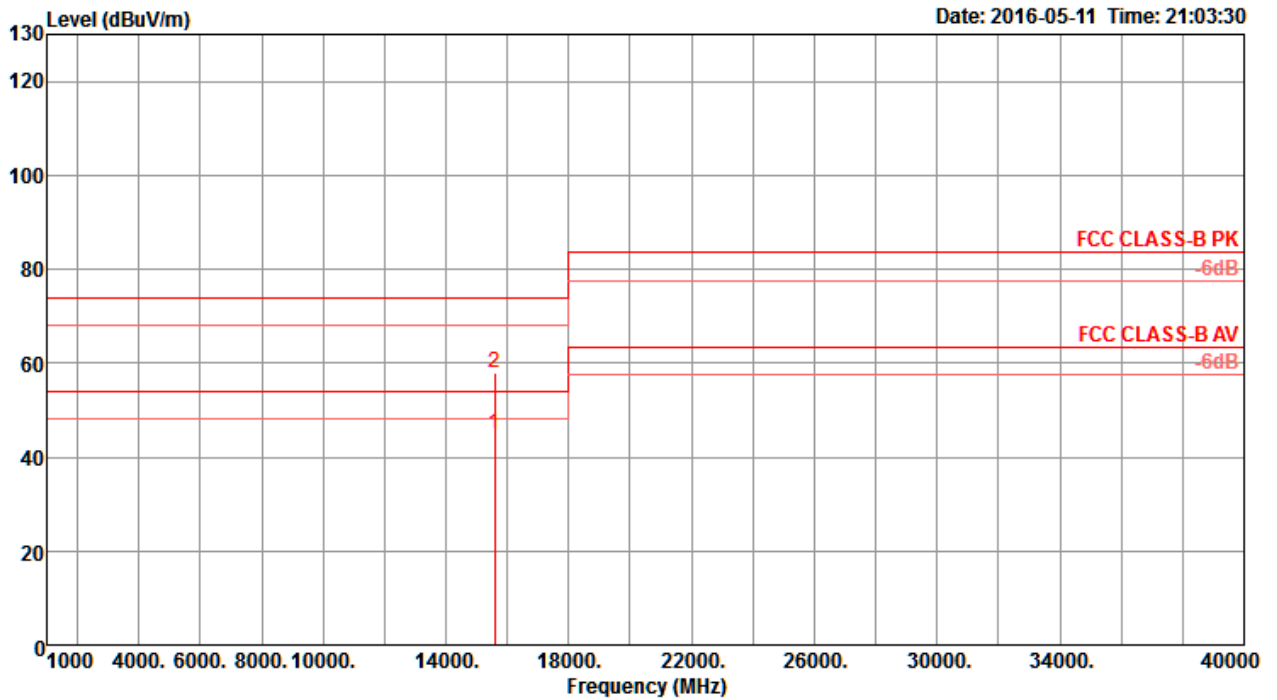
Temperature	22°C	Humidity	56%
Test Engineer	Nyle Chang & Peter Wu & Gary Chu & DK Chang & Eddie Weng & Stim Song & Brain Sun	Configurations	IEEE 802.11ac MCS0/Nss1 VHT20 CH 40 / Chain 1 + Chain 2 + Chain 3 + Chain 4
Test Mode	Mode 2		

Horizontal



	Freq	Level	Limit Line	Over Limit	Read Level	Cable Loss	Antenna Factor	Preamp Factor	T/Pos	A/Pos	Remark	Pol/Phase
	MHz	dBuV/m	dBuV/m	dB	dBuV	dB	dB/m	dB	deg	cm		
1	15581.30	58.18	74.00	-15.82	43.39	11.24	38.23	34.68	287	166	Peak	HORIZONTAL
2	15583.90	45.25	54.00	-8.75	30.46	11.24	38.23	34.68	287	166	Average	HORIZONTAL

Vertical

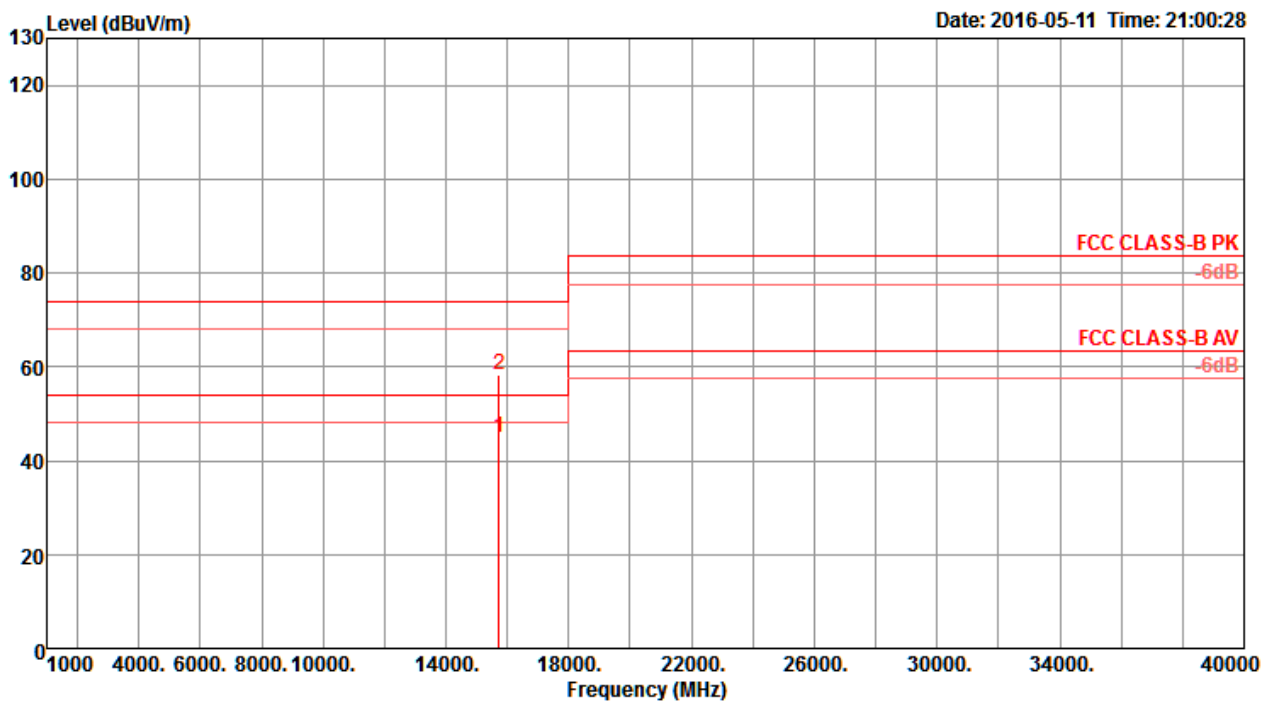


	Freq	Level	Limit	Over	Read	CableAntenna	Preamp	T/Pos	A/Pos	Remark	Pol/Phase
	MHz	dBuV/m	dBuV/m	dB	dBuV	dB	dB/m	deg	cm		
1	15580.60	44.96	54.00	-9.04	30.17	11.24	38.23	34.68	147	155 Average	VERTICAL
2	15589.60	58.02	74.00	-15.98	43.23	11.24	38.23	34.68	147	155 Peak	VERTICAL



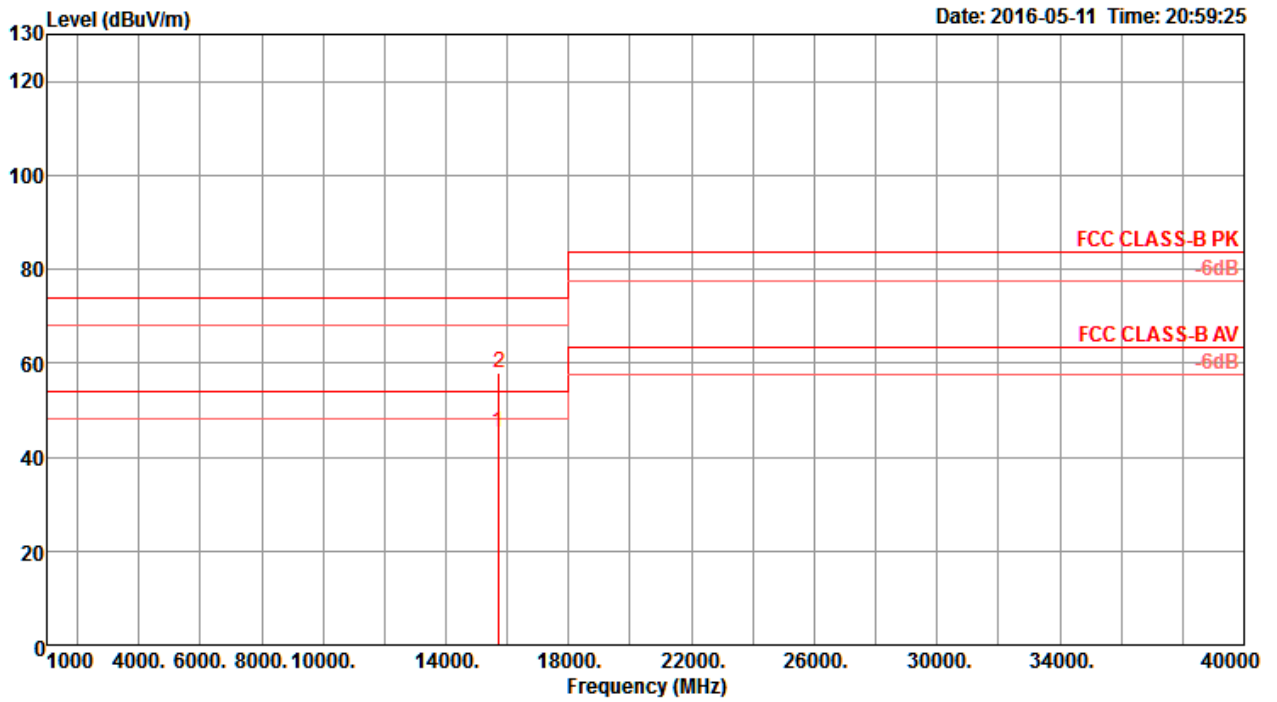
Temperature	22°C	Humidity	56%
Test Engineer	Nyle Chang & Peter Wu & Gary Chu & DK Chang & Eddie Weng & Stim Song & Brain Sun	Configurations	IEEE 802.11ac MCS0/Nss1 VHT20 CH 48 / Chain 1 + Chain 2 + Chain 3 + Chain 4
Test Mode	Mode 2		

Horizontal



	Freq	Level	Limit	Over	Read	CableAntenna	Preamp	T/Pos	A/Pos	Remark	Pol/Phase
	MHz	dBuV/m	dBuV/m	dB	dBuV	dB	dB/m	dB	deg	cm	
1	15731.80	44.81	54.00	-9.19	29.93	11.27	38.42	34.81	17	152 Average	HORIZONTAL
2	15738.90	58.12	74.00	-15.88	43.16	11.29	38.48	34.81	17	152 Peak	HORIZONTAL

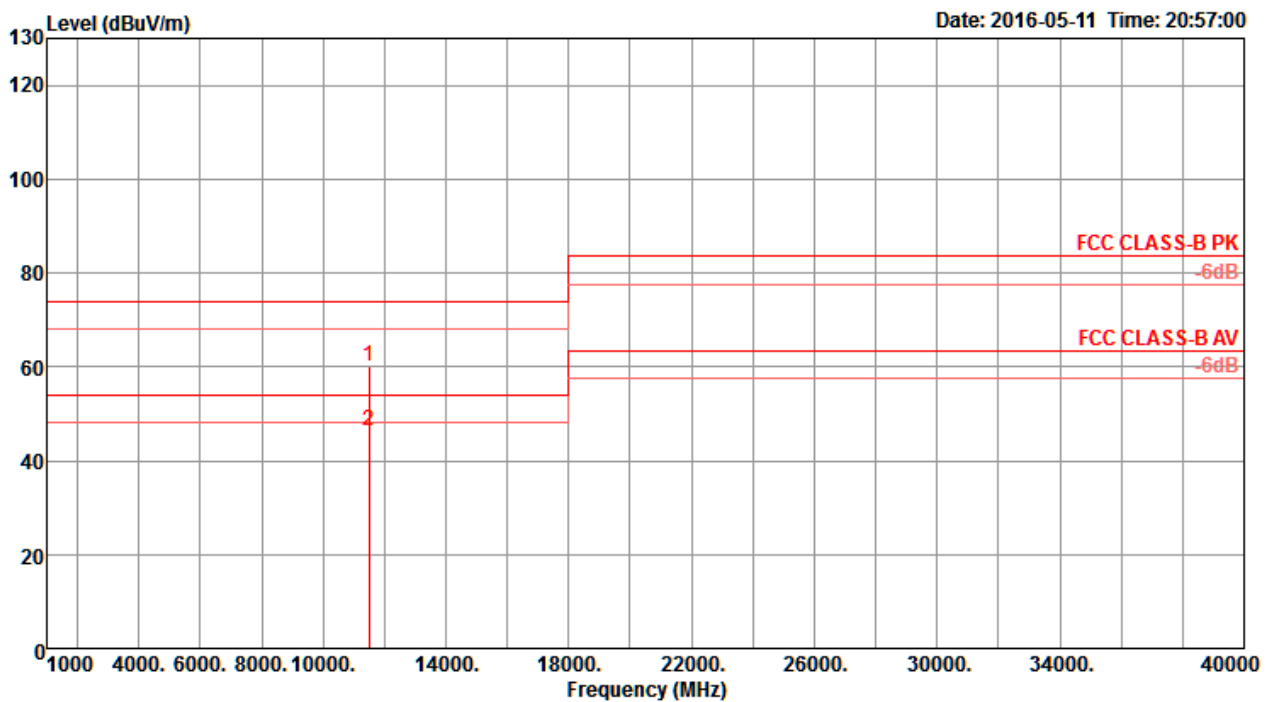
Vertical



	Freq	Level	Limit	Over	Read	CableAntenna	Preamp	T/Pos	A/Pos	Remark	Pol/Phase
	MHz	dBuV/m	dBuV/m	dB	dBuV	dB	dB/m	deg	cm		
1	15711.40	45.12	54.00	-8.88	30.20	11.27	38.42	34.77	241	130 Average	VERTICAL
2	15727.40	57.95	74.00	-16.05	43.07	11.27	38.42	34.81	241	130 Peak	VERTICAL

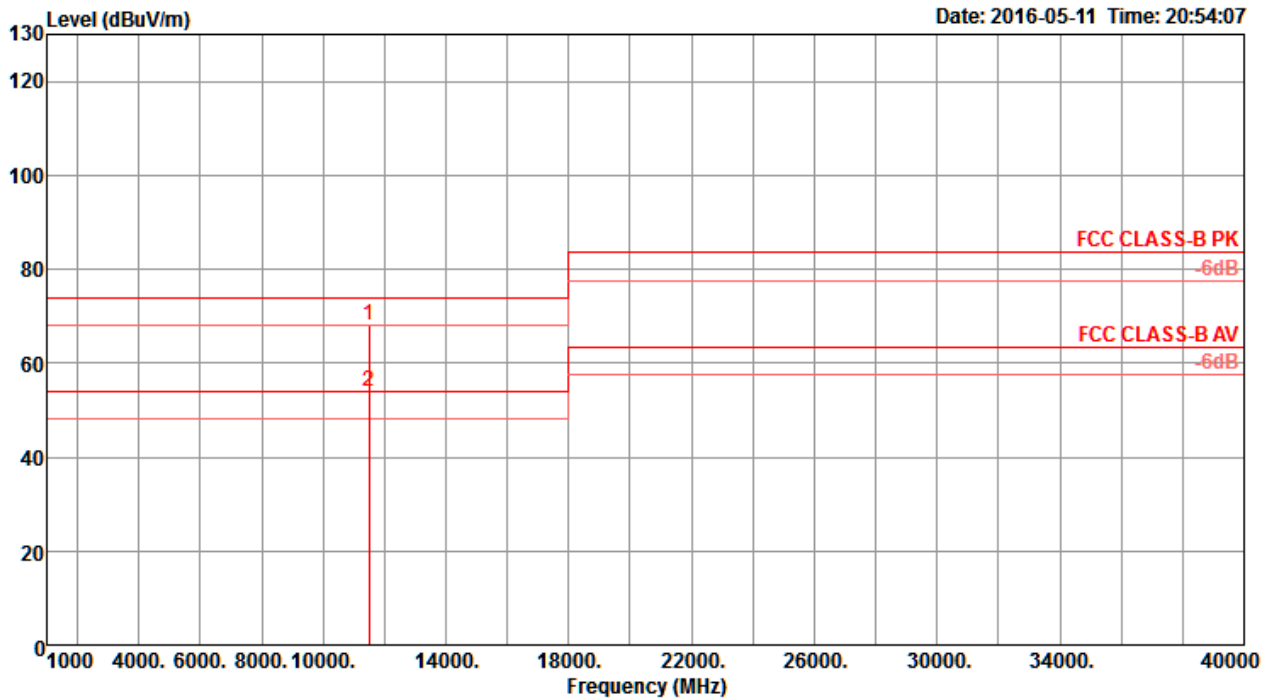
Temperature	22°C	Humidity	56%
Test Engineer	Nyle Chang & Peter Wu & Gary Chu & DK Chang & Eddie Weng & Stim Song & Brain Sun	Configurations	IEEE 802.11ac MCS0/Nss1 VHT20 CH 149 / Chain 1 + Chain 2 + Chain 3 + Chain 4
Test Mode	Mode 2		

Horizontal



	Freq	Level	Limit Line	Over Limit	Read Level	Cable Loss	Antenna Factor	Preamp Factor	T/Pos	A/Pos	Remark	Pol/Phase
	MHz	dBuV/m	dBuV/m	dB	dBuV	dB	dB/m	dB	deg	cm		
1	11493.90	60.09	74.00	-13.91	46.59	9.62	38.50	34.62	39	212	Peak	HORIZONTAL
2	11496.00	46.33	54.00	-7.67	32.83	9.62	38.50	34.62	39	212	Average	HORIZONTAL

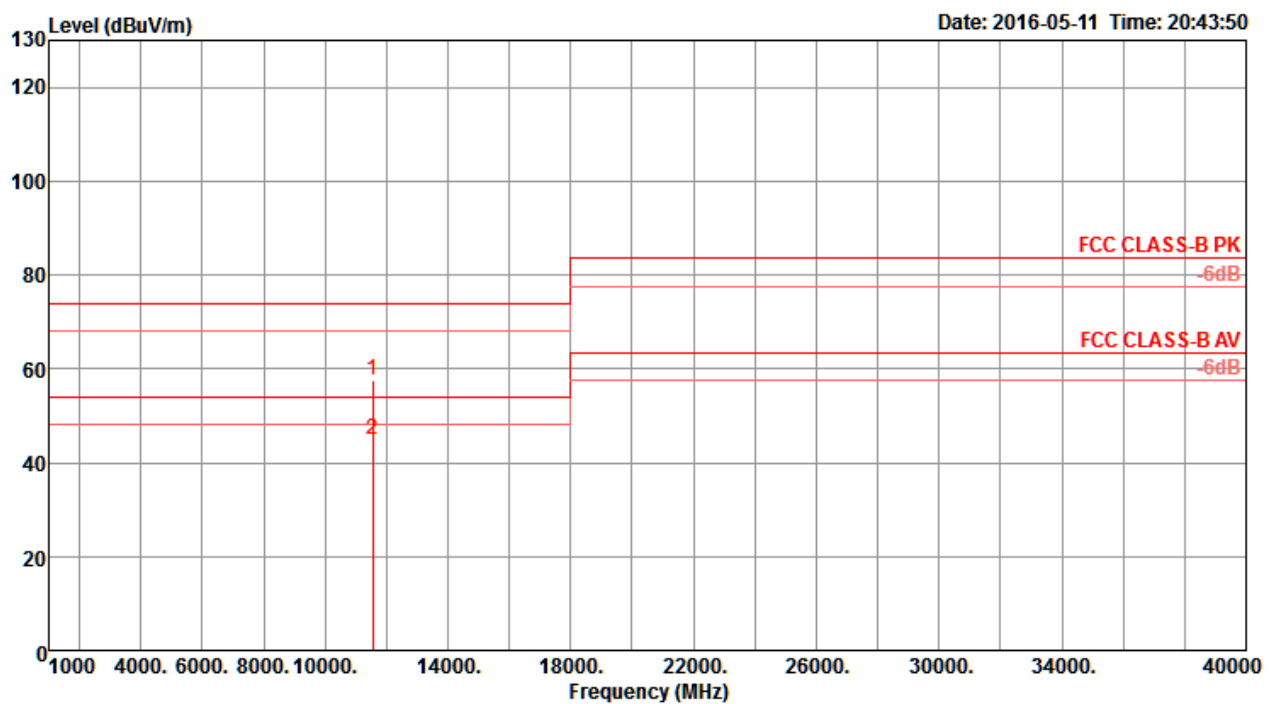
Vertical



	Freq	Level	Limit	Over	Read	CableAntenna	Preamp	T/Pos	A/Pos	Remark	Pol/Phase
	MHz	dBuV/m	dBuV/m	dB	dBuV	dB	dB/m	dB	deg	cm	
1	11490.50	68.14	74.00	-5.86	54.64	9.62	38.50	34.62	243	215 Peak	VERTICAL
2	11497.00	53.99	54.00	-0.01	40.49	9.62	38.50	34.62	243	215 Average	VERTICAL

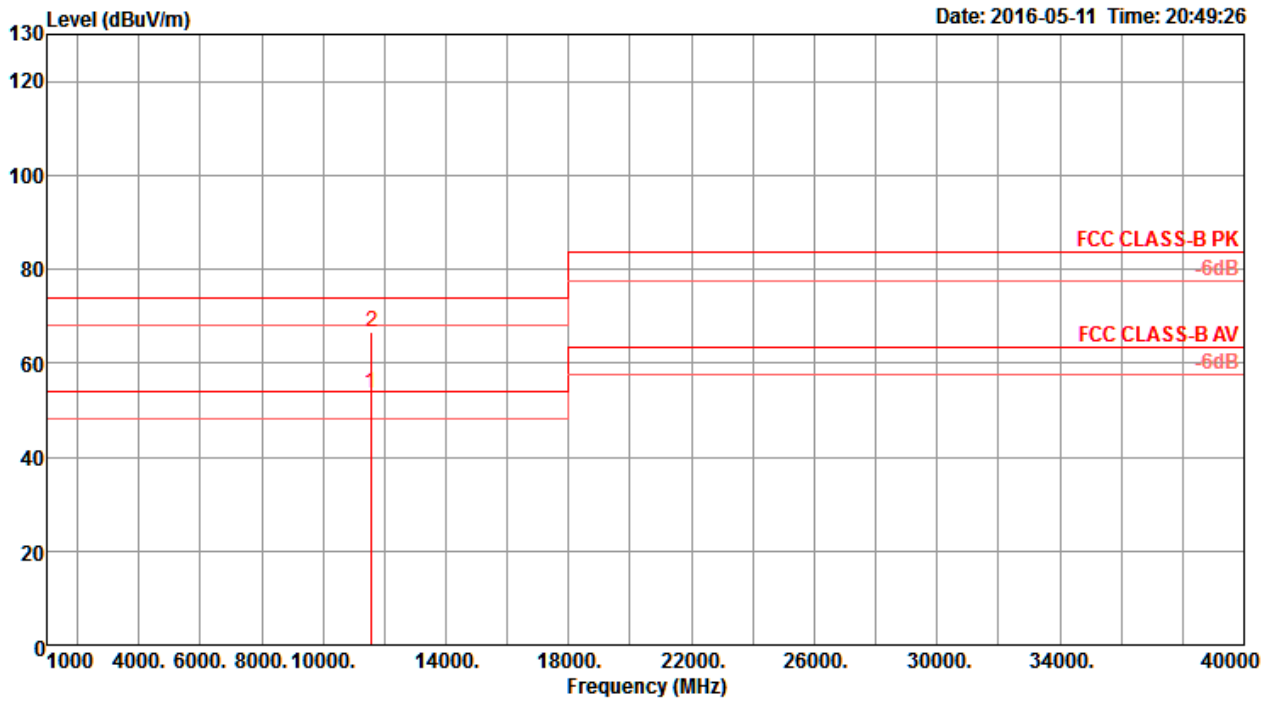
Temperature	22°C	Humidity	56%
Test Engineer	Nyle Chang & Peter Wu & Gary Chu & DK Chang & Eddie Weng & Stim Song & Brain Sun	Configurations	IEEE 802.11ac MCS0/Nss1 VHT20 CH 157 / Chain 1 + Chain 2 + Chain 3 + Chain 4
Test Mode	Mode 2		

Horizontal



	Freq	Level	Limit	Over	Read	Cable	Antenna	Preamp	T/Pos	A/Pos	Remark	Pol/Phase
	MHz	dBuV/m	dBuV/m	dB	dBuV	dB	dB/m	dB	deg	cm		
1	11560.84	57.62	74.00	-16.38	44.13	9.61	38.53	34.65	149	153	Peak	HORIZONTAL
2	11561.16	44.92	54.00	-9.08	31.43	9.61	38.53	34.65	149	153	Average	HORIZONTAL

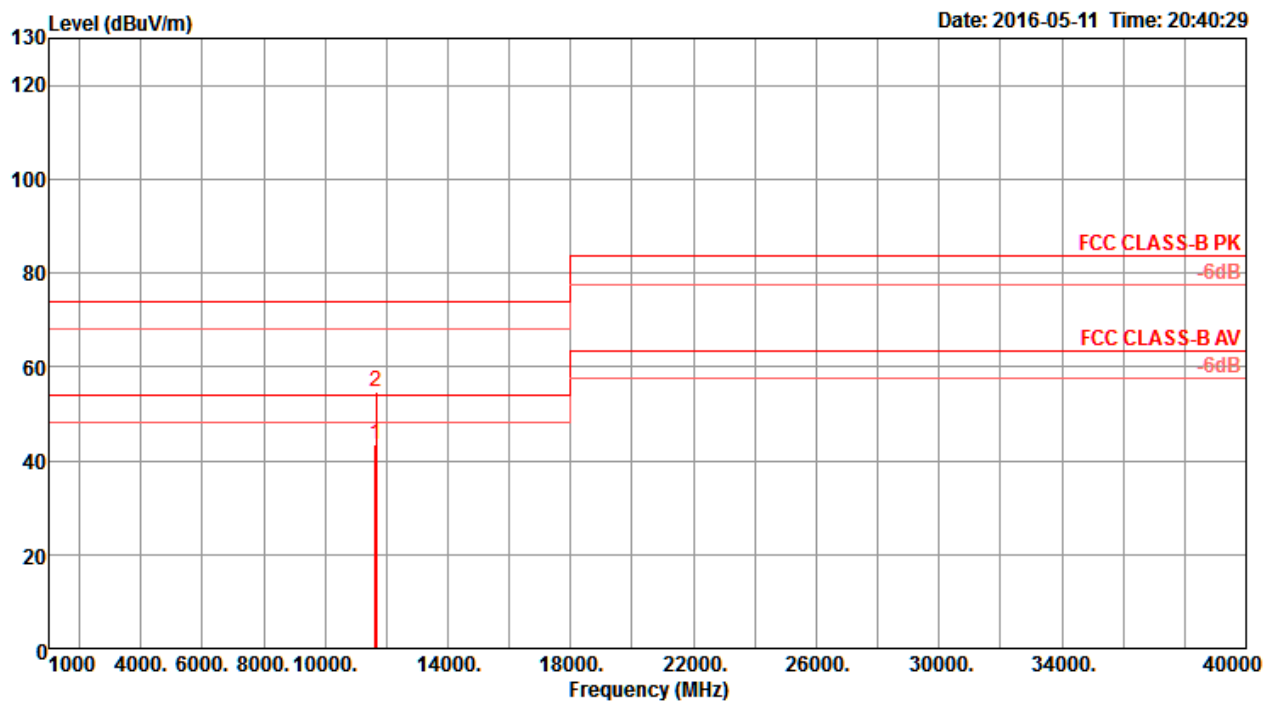
Vertical



	Freq	Level	Limit	Over	Read	CableAntenna	Preamp	T/Pos	A/Pos	Remark	Pol/Phase
	MHz	dBuV/m	dBuV/m	dB	dBuV	dB	dB/m	dB	deg	cm	
1	11563.70	53.47	54.00	-0.53	39.98	9.61	38.53	34.65	242	209 Average	VERTICAL
2	11569.00	66.64	74.00	-7.36	53.15	9.61	38.53	34.65	242	209 Peak	VERTICAL

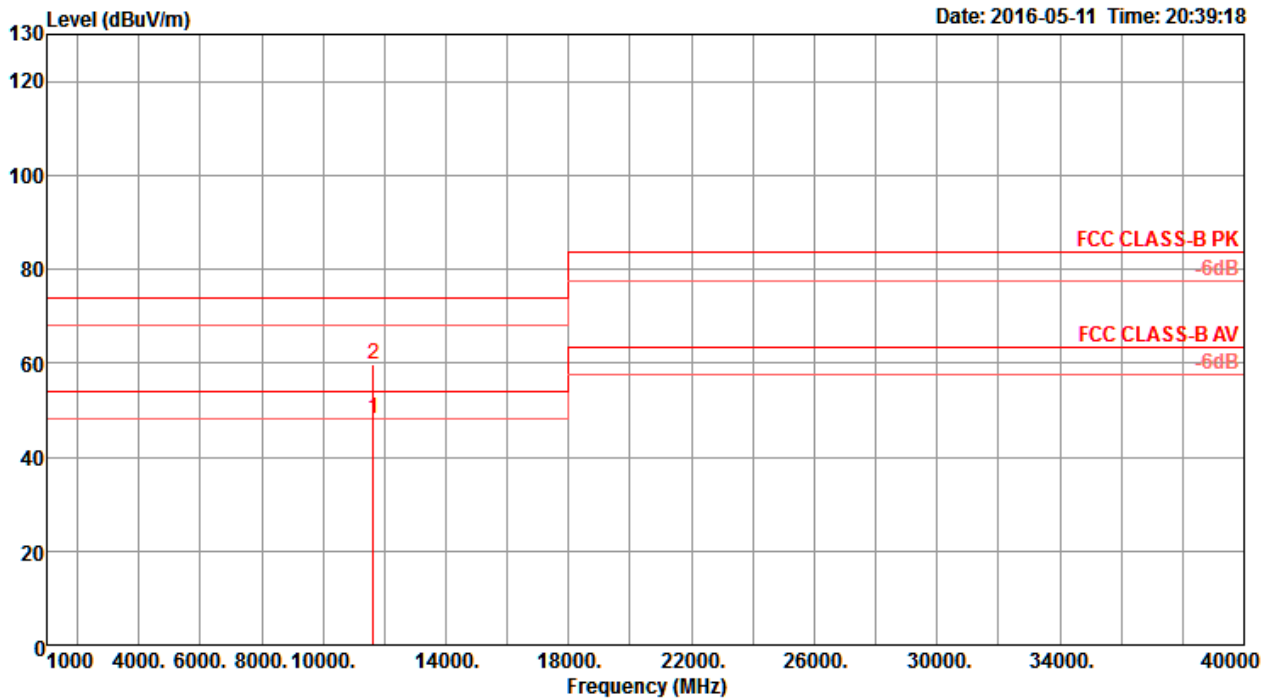
Temperature	22°C	Humidity	56%
Test Engineer	Nyle Chang & Peter Wu & Gary Chu & DK Chang & Eddie Weng & Stim Song & Brain Sun	Configurations	IEEE 802.11ac MCS0/Nss1 VHT20 CH 165 / Chain 1 + Chain 2 + Chain 3 + Chain 4
Test Mode	Mode 2		

Horizontal



	Freq	Level	Limit Line	Over Limit	Read Level	Cable Loss	Antenna Factor	Preamp Factor	T/Pos	A/Pos	Remark	Pol/Phase
	MHz	dBuV/m	dBuV/m	dB	dBuV	dB	dB/m	dB	deg	cm		
1	11640.88	43.57	54.00	-10.43	30.10	9.60	38.55	34.68	314	168	Average	HORIZONTAL
2	11654.64	54.73	74.00	-19.27	41.24	9.60	38.57	34.68	314	168	Peak	HORIZONTAL

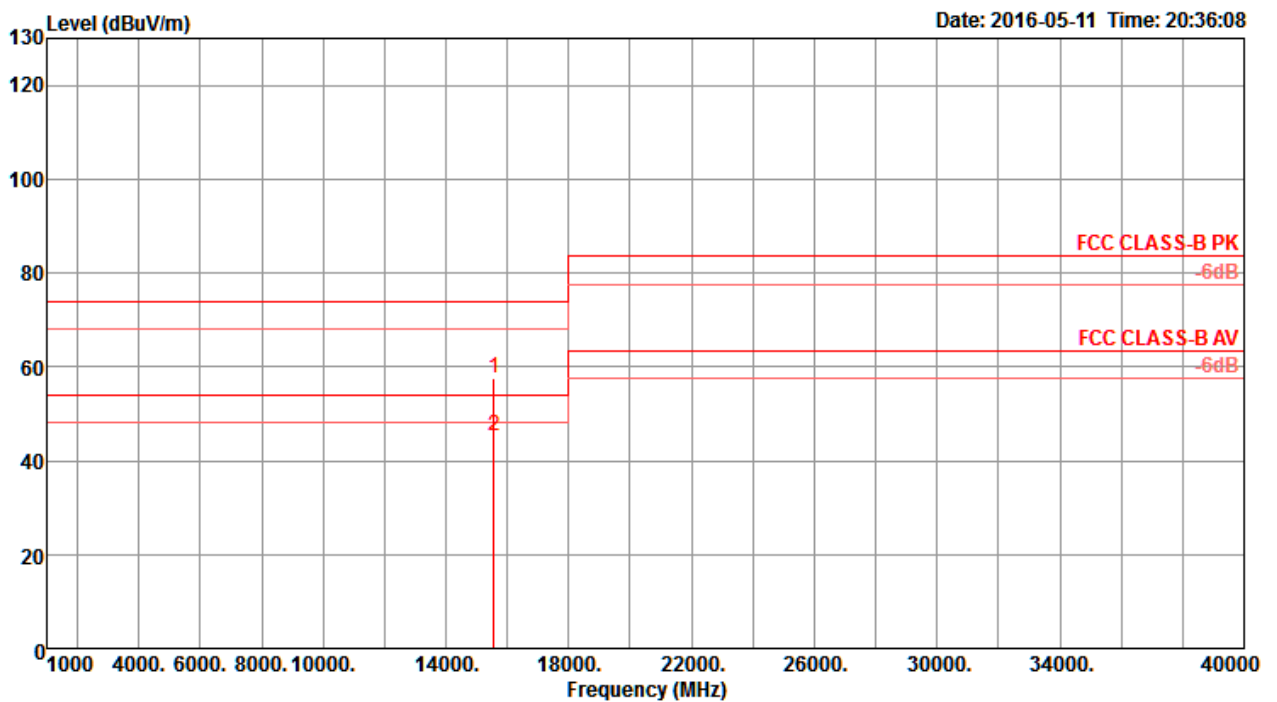
Vertical



	Freq	Level	Limit	Over	Read	CableAntenna	Preamp	T/Pos	A/Pos	Remark	Pol/Phase
	MHz	dBuV/m	dBuV/m	dB	dBuV	dB	dB/m	dB	deg	cm	
1	11646.04	48.00	54.00	-6.00	34.53	9.60	38.55	34.68	42	184 Average	VERTICAL
2	11646.36	59.93	74.00	-14.07	46.46	9.60	38.55	34.68	42	184 Peak	VERTICAL

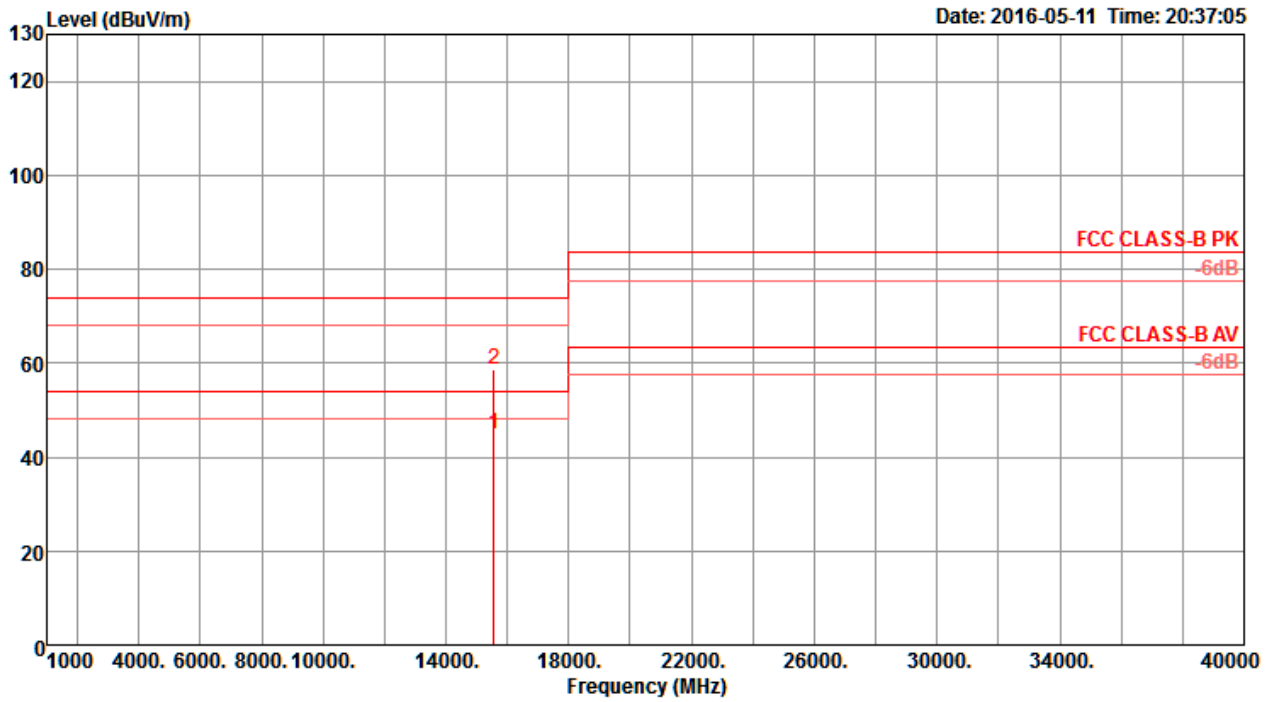
Temperature	22°C	Humidity	56%
Test Engineer	Nyle Chang & Peter Wu & Gary Chu & DK Chang & Eddie Weng & Stim Song & Brain Sun	Configurations	IEEE 802.11ac MCS0/Nss1 VHT40 CH 38 / Chain 1 + Chain 2 + Chain 3 + Chain 4
Test Mode	Mode 2		

Horizontal



	Freq	Level	Limit Line	Over Limit	Read Level	CableAntenna Loss	Preamp Factor	T/Pos	A/Pos	Remark	Pol/Phase
	MHz	dBuV/m	dBuV/m	dB	dBuV	dB	dB/m	dB	deg	cm	
1	15560.08	57.70	74.00	-16.30	42.91	11.24	38.23	34.68	73	143 Peak	HORIZONTAL
2	15574.28	45.24	54.00	-8.76	30.45	11.24	38.23	34.68	73	143 Average	HORIZONTAL

Vertical

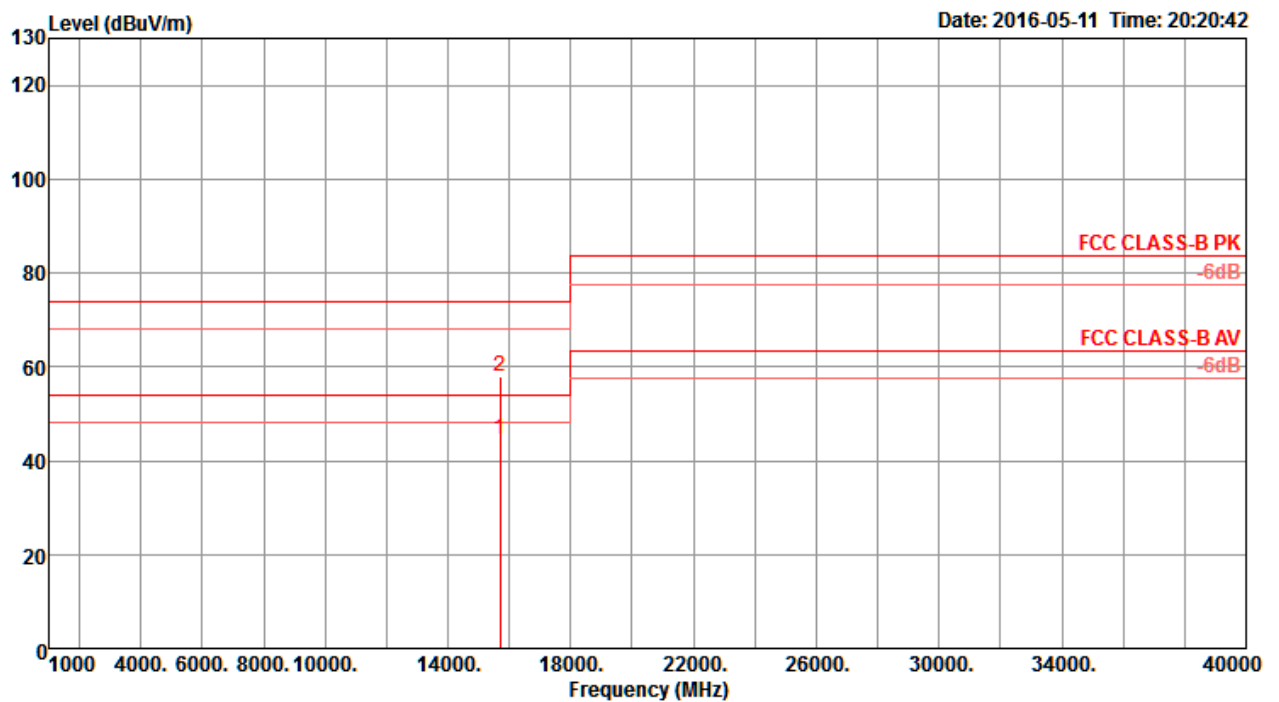


	Freq	Level	Limit	Over	Read	CableAntenna	Preamp	T/Pos	A/Pos	Remark	Pol/Phase
	MHz	dBuV/m	dBuV/m	dB	dBuV	dB	dB/m	deg	cm		
1	15563.32	44.92	54.00	-9.08	30.13	11.24	38.23	34.68	347	153 Average	VERTICAL
2	15569.04	58.66	74.00	-15.34	43.87	11.24	38.23	34.68	347	153 Peak	VERTICAL



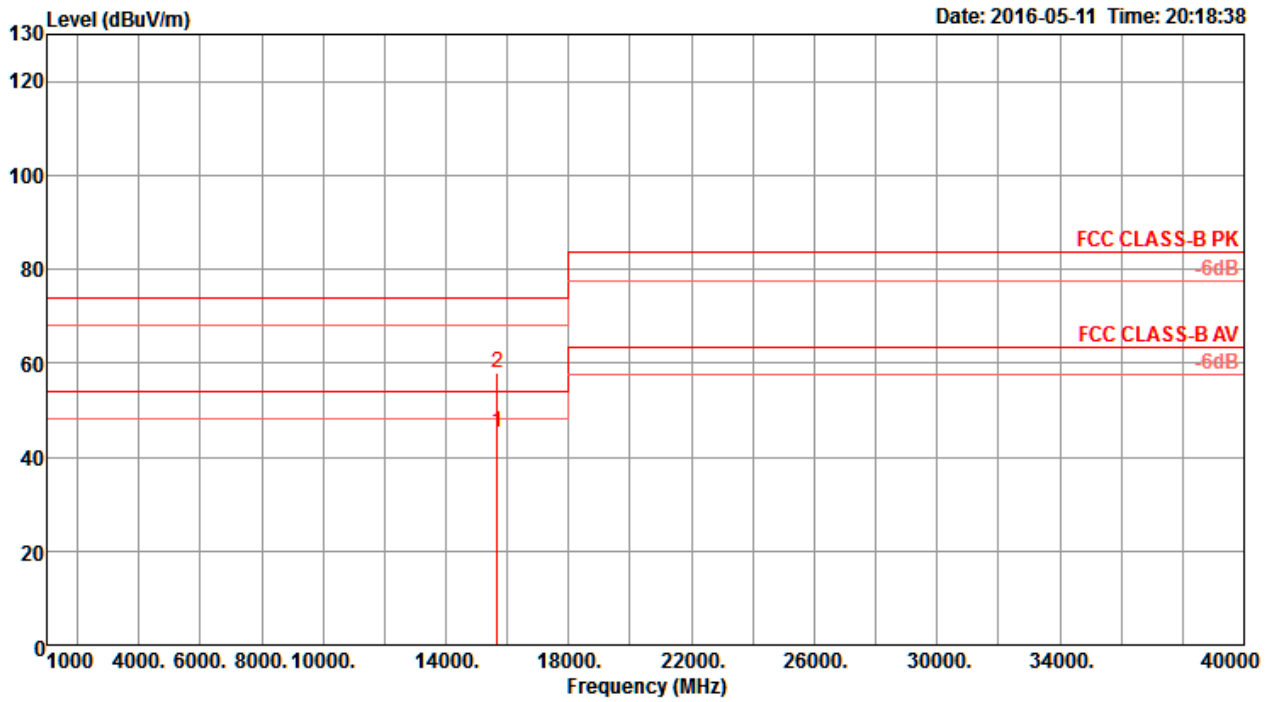
Temperature	22°C	Humidity	56%
Test Engineer	Nyle Chang & Peter Wu & Gary Chu & DK Chang & Eddie Weng & Stim Song & Brain Sun	Configurations	IEEE 802.11ac MCS0/Nss1 VHT40 CH 46 / Chain 1 + Chain 2 + Chain 3 + Chain 4
Test Mode	Mode 2		

Horizontal



	Freq	Level	Limit Line	Over Limit	Read Level	CableAntenna Loss	Preamp Factor	T/Pos	A/Pos	Remark	Pol/Phase
	MHz	dBuV/m	dBuV/m	dB	dBuV	dB	dB/m	dB	deg	cm	
1	15689.04	44.64	54.00	-9.36	29.80	11.26	38.35	34.77	287	137 Average	HORIZONTAL
2	15696.68	58.08	74.00	-15.92	43.16	11.27	38.42	34.77	287	137 Peak	HORIZONTAL

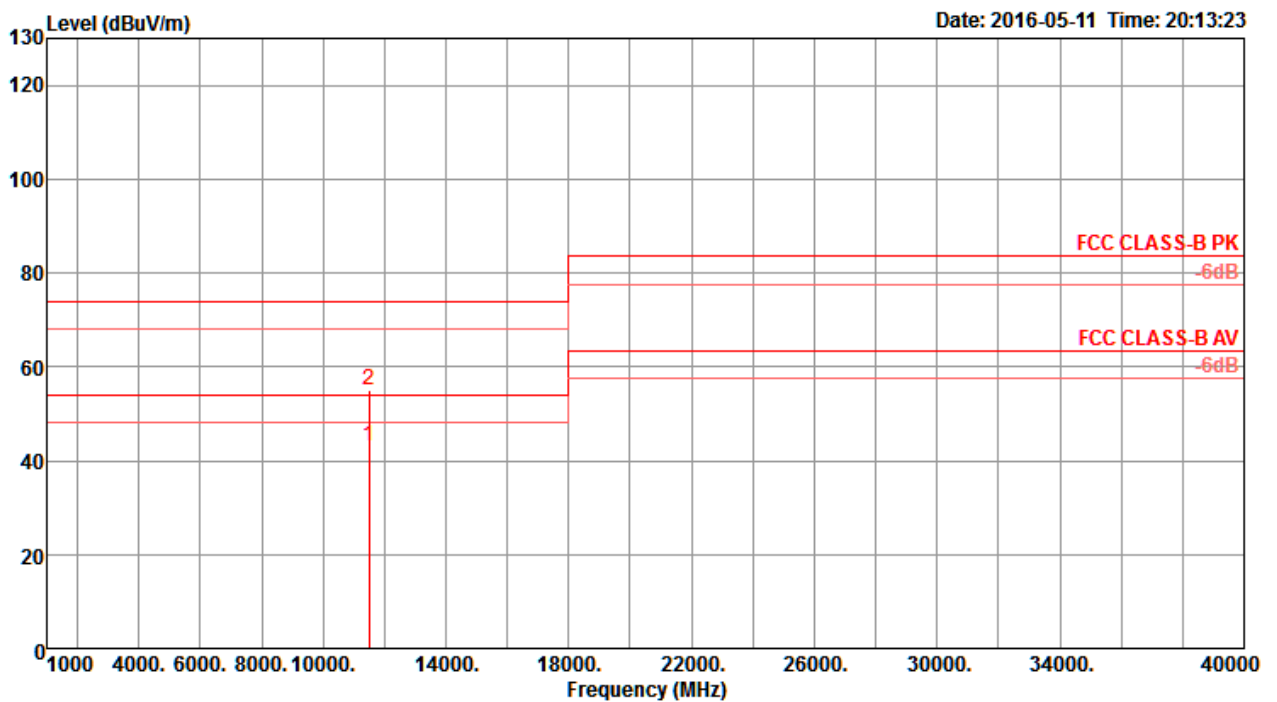
Vertical



	Freq	Level	Limit	Over	Read	CableAntenna	Preamp	T/Pos	A/Pos	Remark	Pol/Phase
	MHz	dBuV/m	dBuV/m	dB	dBuV	dB	dB/m	deg	cm		
1	15680.16	45.22	54.00	-8.78	30.38	11.26	38.35	34.77	148	134 Average	VERTICAL
2	15682.24	58.03	74.00	-15.97	43.19	11.26	38.35	34.77	148	134 Peak	VERTICAL

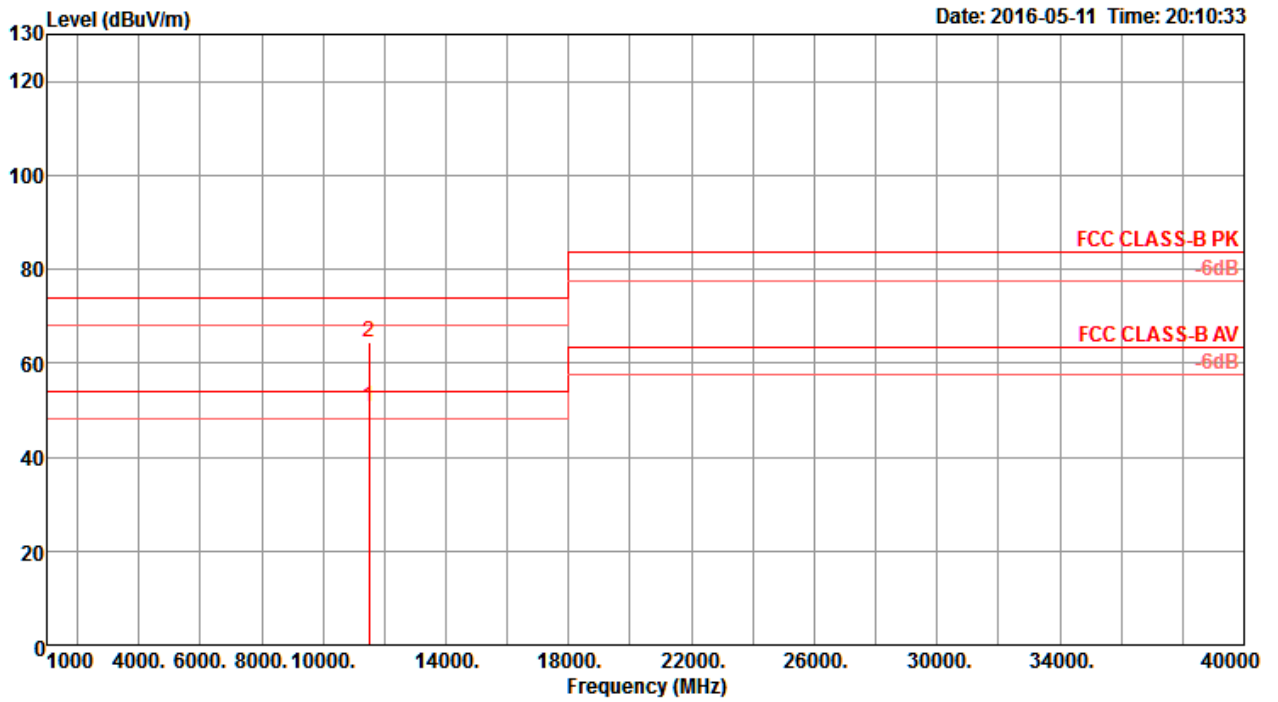
Temperature	22°C	Humidity	56%
Test Engineer	Nyle Chang & Peter Wu & Gary Chu & DK Chang & Eddie Weng & Stim Song & Brain Sun	Configurations	IEEE 802.11ac MCS0/Nss1 VHT40 CH 151 / Chain 1 + Chain 2 + Chain 3 + Chain 4
Test Mode	Mode 2		

Horizontal



	Freq	Level	Limit	Over	Read	CableAntenna	Preamp	T/Pos	A/Pos	Remark	Pol/Phase	
	MHz	dBuV/m	dBuV/m	dB	dBuV	dB	dB/m	dB	deg	cm		
1	11500.36	43.24	54.00	-10.76	29.74	9.62	38.50	34.62	224	152	Average	HORIZONTAL
2	11502.72	55.12	74.00	-18.88	41.62	9.62	38.50	34.62	224	152	Peak	HORIZONTAL

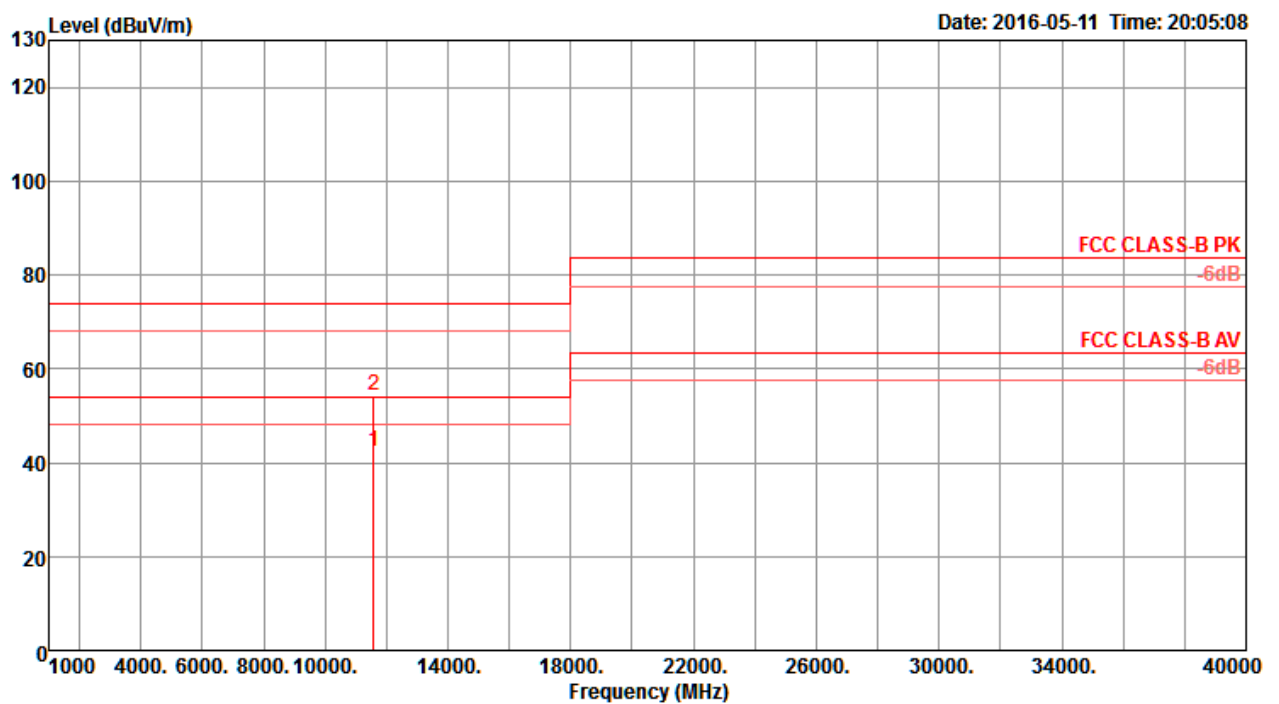
Vertical



	Freq	Level	Limit	Over	Read	CableAntenna	Preamp	T/Pos	A/Pos	Remark	Pol/Phase
	MHz	dBuV/m	dBuV/m	dB	dBuV	dB	dB/m	dB	deg	cm	
1	11500.32	50.75	54.00	-3.25	37.25	9.62	38.50	34.62	237	200 Average	VERTICAL
2	11502.76	64.63	74.00	-9.37	51.13	9.62	38.50	34.62	237	200 Peak	VERTICAL

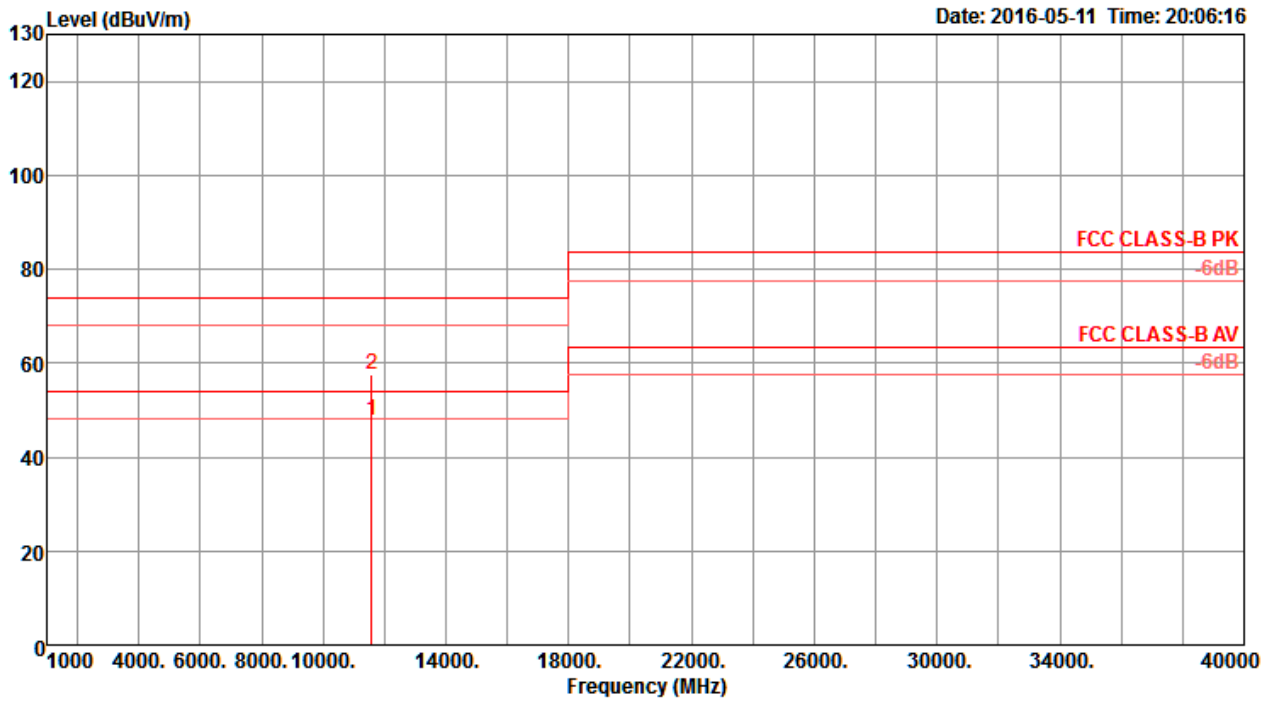
Temperature	22°C	Humidity	56%
Test Engineer	Nyle Chang & Peter Wu & Gary Chu & DK Chang & Eddie Weng & Stim Song & Brain Sun	Configurations	IEEE 802.11ac MCS0/Nss1 VHT40 CH 159 / Chain 1 + Chain 2 + Chain 3 + Chain 4
Test Mode	Mode 2		

Horizontal



	Freq	Level	Limit Line	Over Limit	Read Level	Cable Loss	Antenna Factor	Preamp Factor	T/Pos	A/Pos	Remark	Pol/Phase
	MHz	dBuV/m	dBuV/m	dB	dBuV	dB	dB/m	dB	deg	cm		
1	11581.08	42.54	54.00	-11.46	29.05	9.61	38.53	34.65	54	150	Average	HORIZONTAL
2	11584.00	54.47	74.00	-19.53	40.98	9.60	38.54	34.65	54	150	Peak	HORIZONTAL

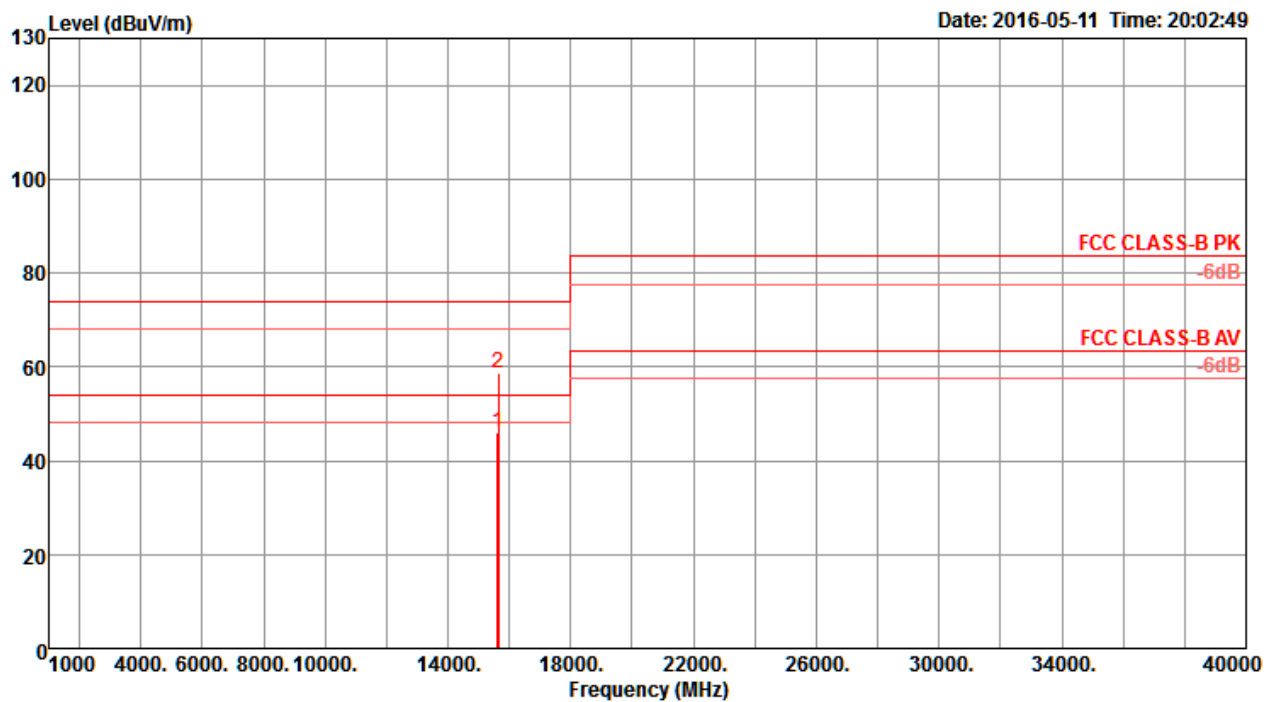
Vertical



	Freq	Level	Limit	Over	Read	CableAntenna	Preamp	T/Pos	A/Pos	Remark	Pol/Phase
	MHz	dBuV/m	dBuV/m	dB	dBuV	dB	dB/m	dB	deg	cm	
1	11581.80	47.80	54.00	-6.20	34.31	9.61	38.53	34.65	324	153 Average	VERTICAL
2	11591.12	57.50	74.00	-16.50	44.02	9.60	38.54	34.66	324	153 Peak	VERTICAL

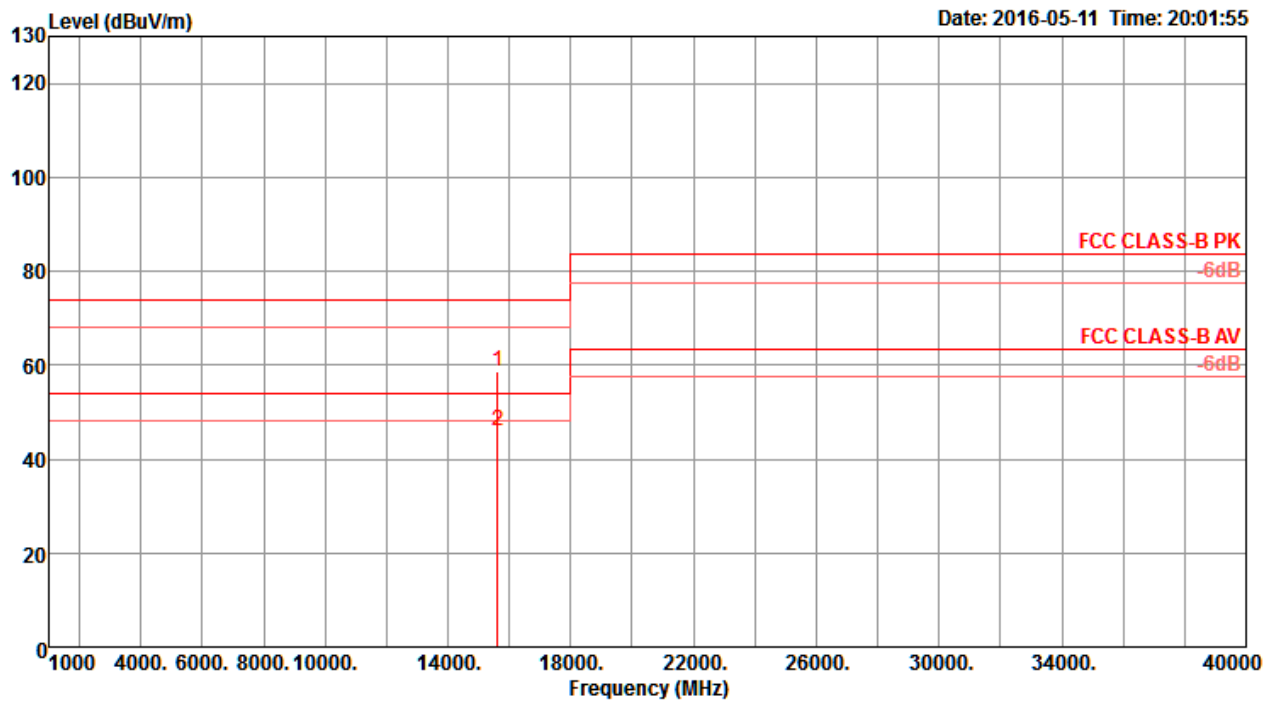
Temperature	22°C	Humidity	56%
Test Engineer	Nyle Chang & Peter Wu & Gary Chu & DK Chang & Eddie Weng & Stim Song & Brain Sun	Configurations	IEEE 802.11ac MCS0/Nss1 VHT80 CH 42 / Chain 1 + Chain 2 + Chain 3 + Chain 4
Test Mode	Mode 2		

Horizontal



	Freq	Level	Limit Line	Over Limit	Read Level	Cable Loss	Antenna Factor	Preamp Factor	T/Pos	A/Pos	Remark	Pol/Phase
	MHz	dBuV/m	dBuV/m	dB	dBuV	dB	dB/m	dB	deg	cm		
1	15625.76	45.90	54.00	-8.10	31.09	11.25	38.29	34.73	284	149	Average	HORIZONTAL
2	15635.44	58.55	74.00	-15.45	43.74	11.25	38.29	34.73	284	149	Peak	HORIZONTAL

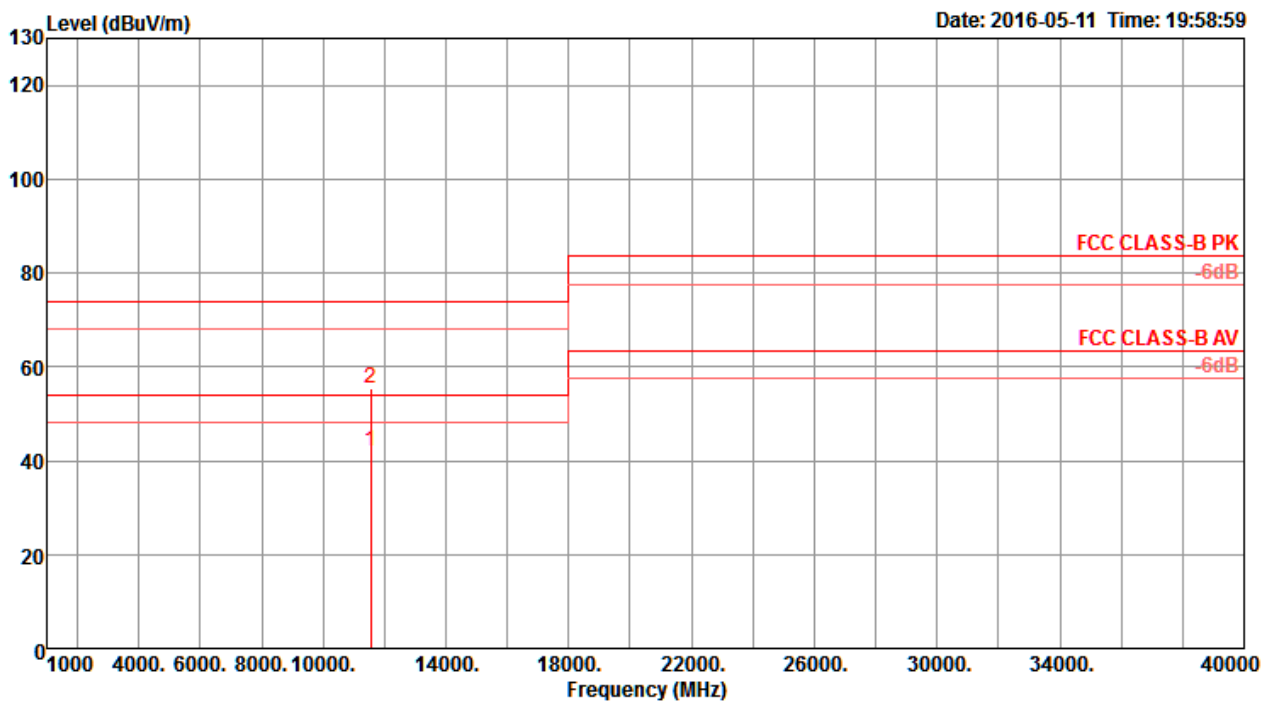
Vertical



	Freq	Level	Limit	Over	Read	CableAntenna	Preamp	T/Pos	A/Pos	Remark	Pol/Phase
	MHz	dBuV/m	dBuV/m	dB	dBuV	dB	dB/m	deg	cm		
1	15624.24	58.74	74.00	-15.26	43.93	11.25	38.29	34.73	108	158 Peak	VERTICAL
2	15627.60	45.82	54.00	-8.18	31.01	11.25	38.29	34.73	108	158 Average	VERTICAL

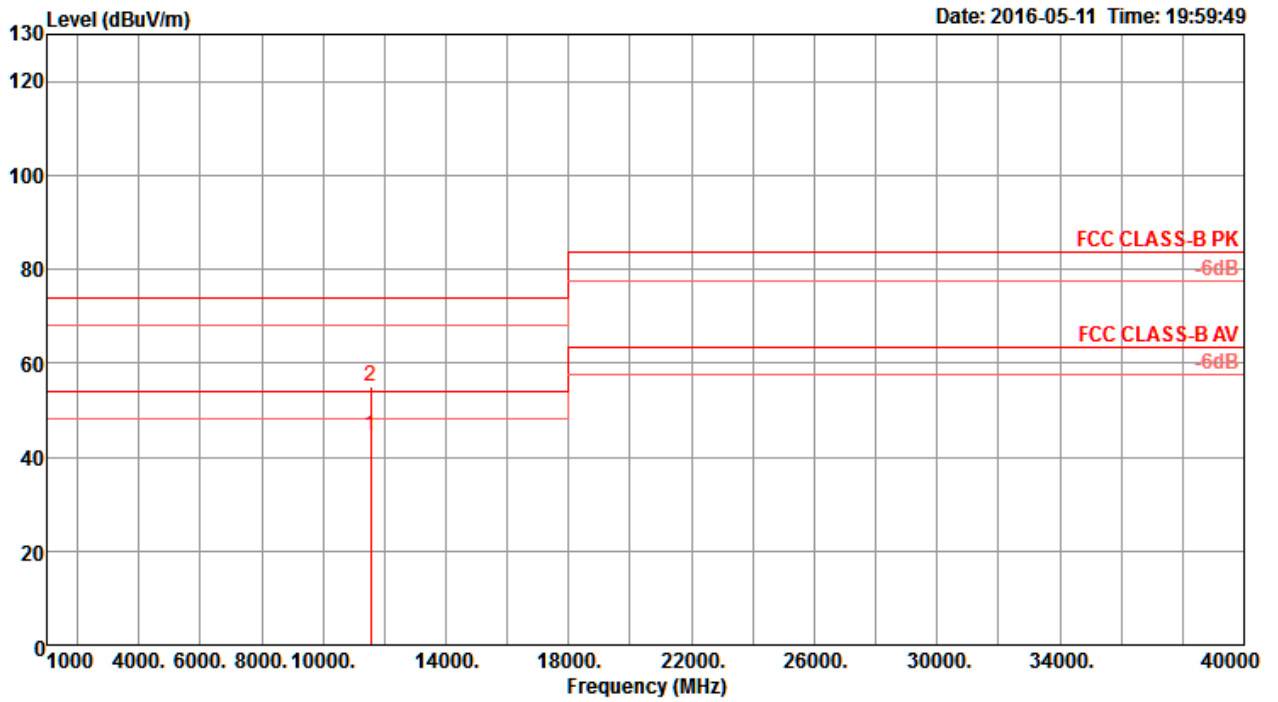
Temperature	22°C	Humidity	56%
Test Engineer	Nyle Chang & Peter Wu & Gary Chu & DK Chang & Eddie Weng & Stim Song & Brain Sun	Configurations	IEEE 802.11ac MCS0/Nss1 VHT80 CH 155 / Chain 1 + Chain 2 + Chain 3 + Chain 4
Test Mode	Mode 2		

Horizontal



	Freq	Level	Limit Line	Over Limit	Read Level	Cable Loss	Antenna Factor	Preamp Factor	T/Pos	A/Pos	Remark	Pol/Phase
	MHz	dBuV/m	dBuV/m	dB	dBuV	dB	dB/m	dB	deg	cm		
1	11542.24	42.13	54.00	-11.87	28.64	9.61	38.51	34.63	224	116	Average	HORIZONTAL
2	11558.32	55.30	74.00	-18.70	41.81	9.61	38.53	34.65	224	116	Peak	HORIZONTAL

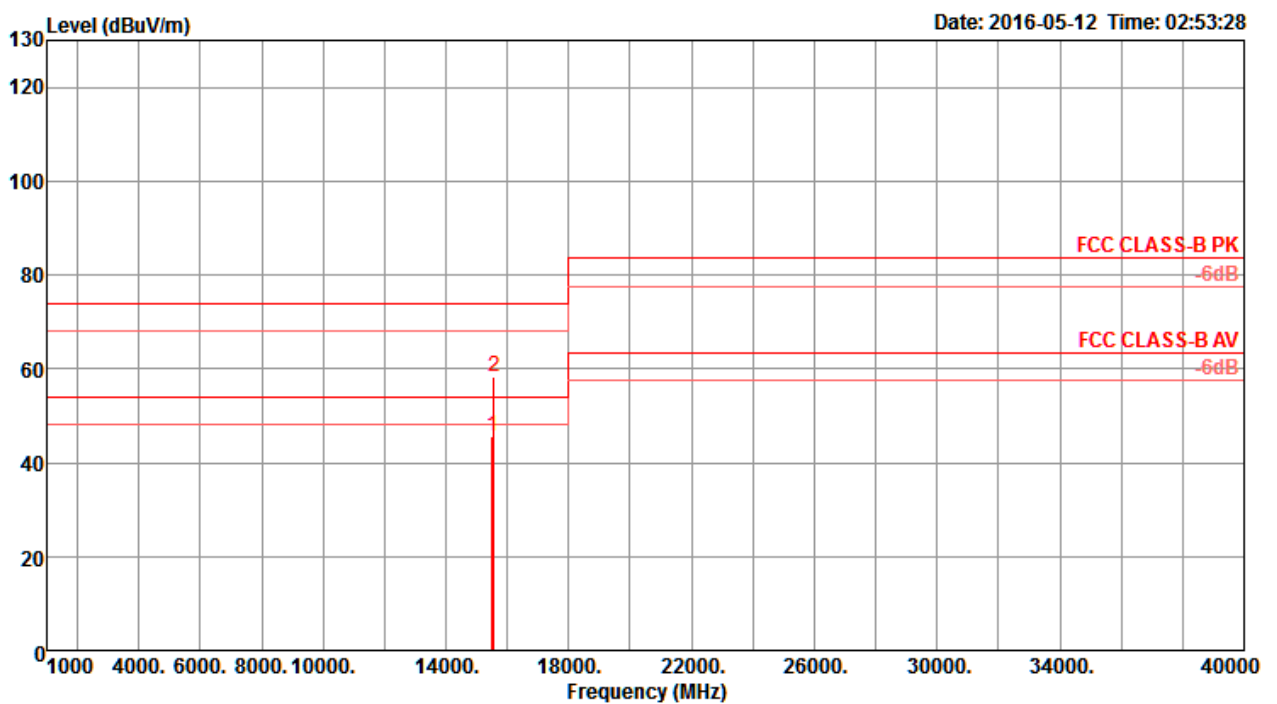
Vertical



	Freq	Level	Limit	Over	Read	CableAntenna	Preamp	T/Pos	A/Pos	Remark	Pol/Phase
	MHz	dBuV/m	dBuV/m	dB	dBuV	dB	dB/m	deg	cm		
1	11549.32	44.38	54.00	-9.62	30.91	9.61	38.51	34.65	331	155 Average	VERTICAL
2	11552.04	54.94	74.00	-19.06	41.45	9.61	38.53	34.65	331	155 Peak	VERTICAL

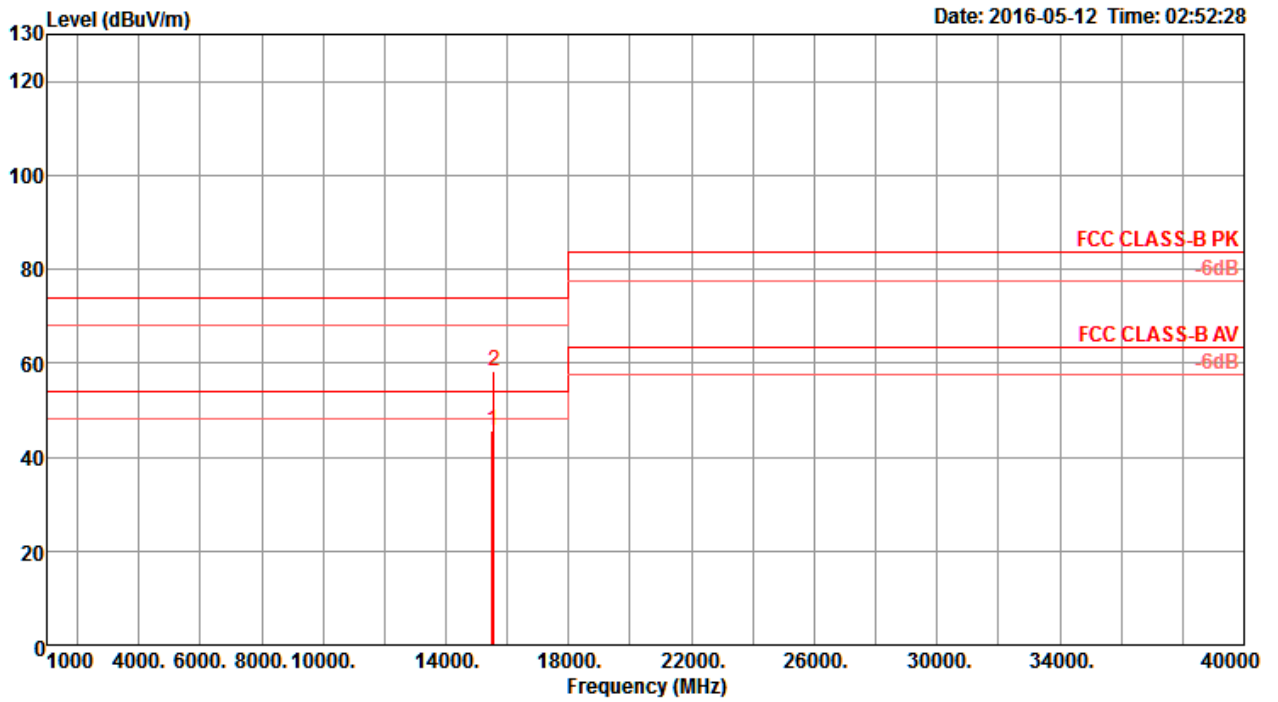
Temperature	22°C	Humidity	56%
Test Engineer	Nyle Chang & Peter Wu & Gary Chu & DK Chang & Eddie Weng & Stim Song & Brain Sun	Configurations	IEEE 802.11ac MCS0/Nss2 VHT20 CH 36 / Chain 1 + Chain 2 + Chain 3 + Chain 4
Test Mode	Mode 2		

Horizontal



	Freq	Level	Limit Line	Over Limit	Read Level	Cable Loss	Antenna Factor	Preamp Factor	T/Pos	A/Pos	Remark	Pol/Phase
	MHz	dBuV/m	dBuV/m	dB	dBuV	dB	dB/m	dB	deg	cm		
1	15515.00	45.48	54.00	-8.52	30.73	11.23	38.16	34.64	351	151	Average	HORIZONTAL
2	15554.30	58.32	74.00	-15.68	43.57	11.23	38.16	34.64	351	151	Peak	HORIZONTAL

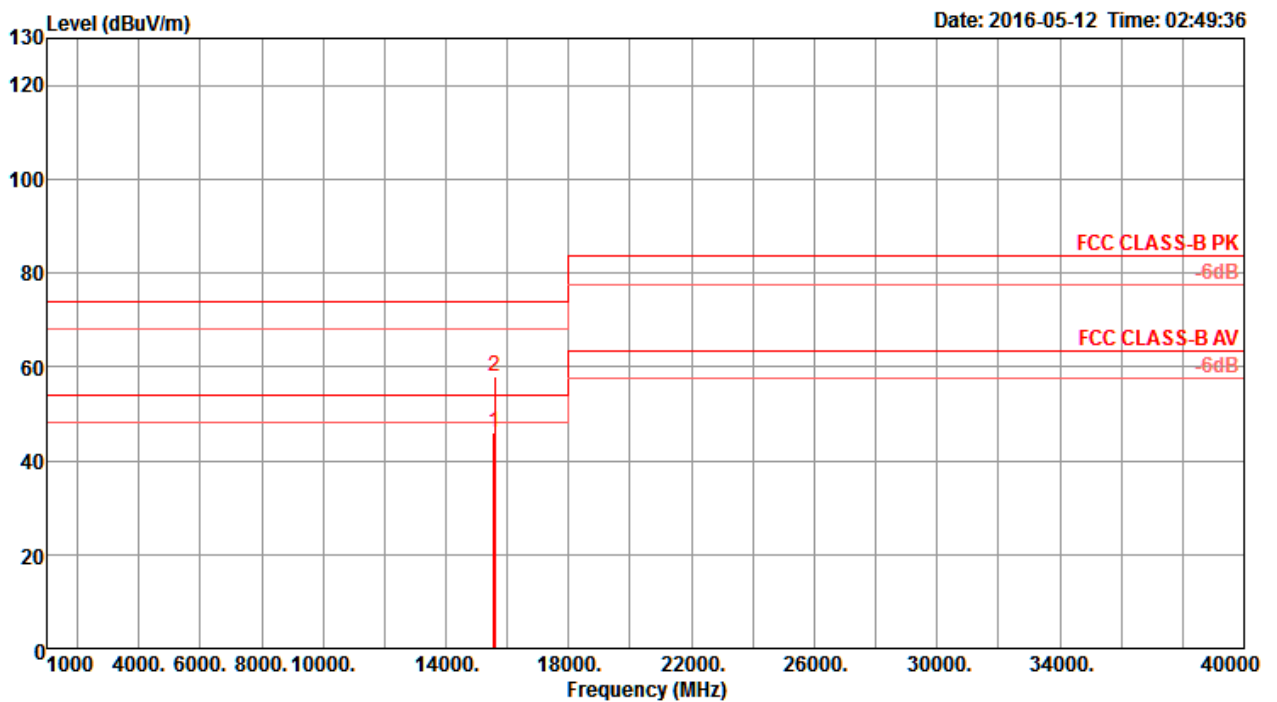
Vertical



	Freq	Level	Limit	Over	Read	CableAntenna	Preamp	T/Pos	A/Pos	Remark	Pol/Phase
	MHz	dBuV/m	dBuV/m	dB	dBuV	dB	dB/m	deg	cm		
1	15519.60	45.60	54.00	-8.40	30.85	11.23	38.16	34.64	28	155 Average	VERTICAL
2	15561.30	58.28	74.00	-15.72	43.49	11.24	38.23	34.68	28	155 Peak	VERTICAL

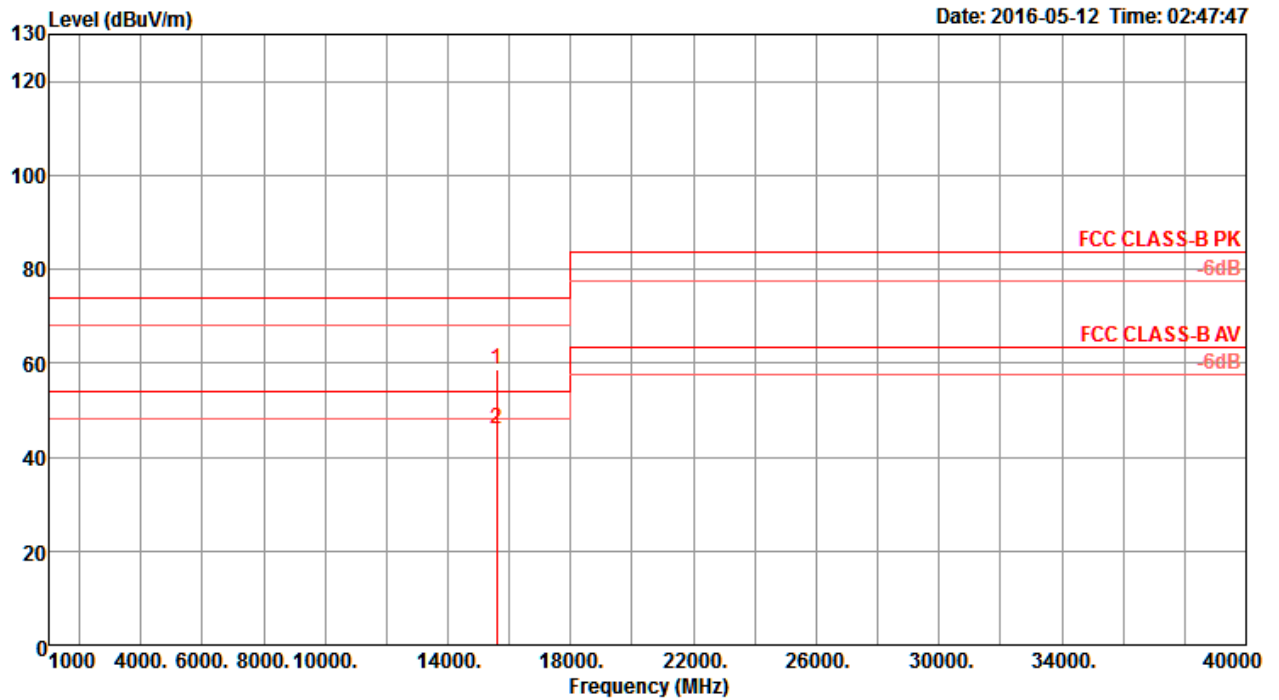
Temperature	22°C	Humidity	56%
Test Engineer	Nyle Chang & Peter Wu & Gary Chu & DK Chang & Eddie Weng & Stim Song & Brain Sun	Configurations	IEEE 802.11ac MCS0/Nss2 VHT20 CH 40 / Chain 1 + Chain 2 + Chain 3 + Chain 4
Test Mode	Mode 2		

Horizontal



	Freq	Level	Limit Line	Over Limit	Read Level	CableAntenna Loss	Preamp Factor	T/Pos	A/Pos	Remark	Pol/Phase
	MHz	dBuV/m	dBuV/m	dB	dBuV	dB	dB/m	dB	deg	cm	
1	15575.40	46.08	54.00	-7.92	31.29	11.24	38.23	34.68	108	154 Average	HORIZONTAL
2	15595.00	58.06	74.00	-15.94	43.27	11.24	38.23	34.68	108	154 Peak	HORIZONTAL

Vertical

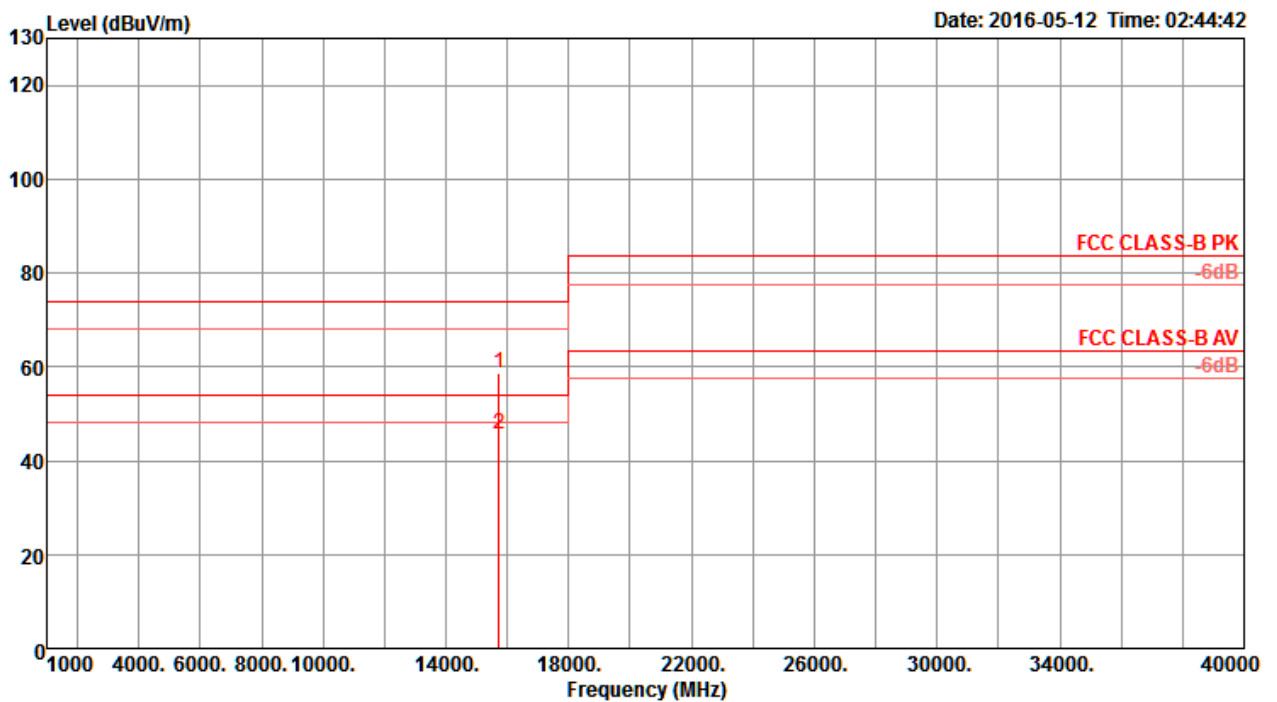


	Freq	Level	Limit	Over	Read	CableAntenna	Preamp	T/Pos	A/Pos	Remark	Pol/Phase	
	MHz	dBuV/m	dBuV/m	dB	dBuV	dB	dB/m	dB	deg	cm		
1	15582.50	58.77	74.00	-15.23	43.98	11.24	38.23	34.68	324	149	Peak	VERTICAL
2	15586.50	46.12	54.00	-7.88	31.33	11.24	38.23	34.68	324	149	Average	VERTICAL



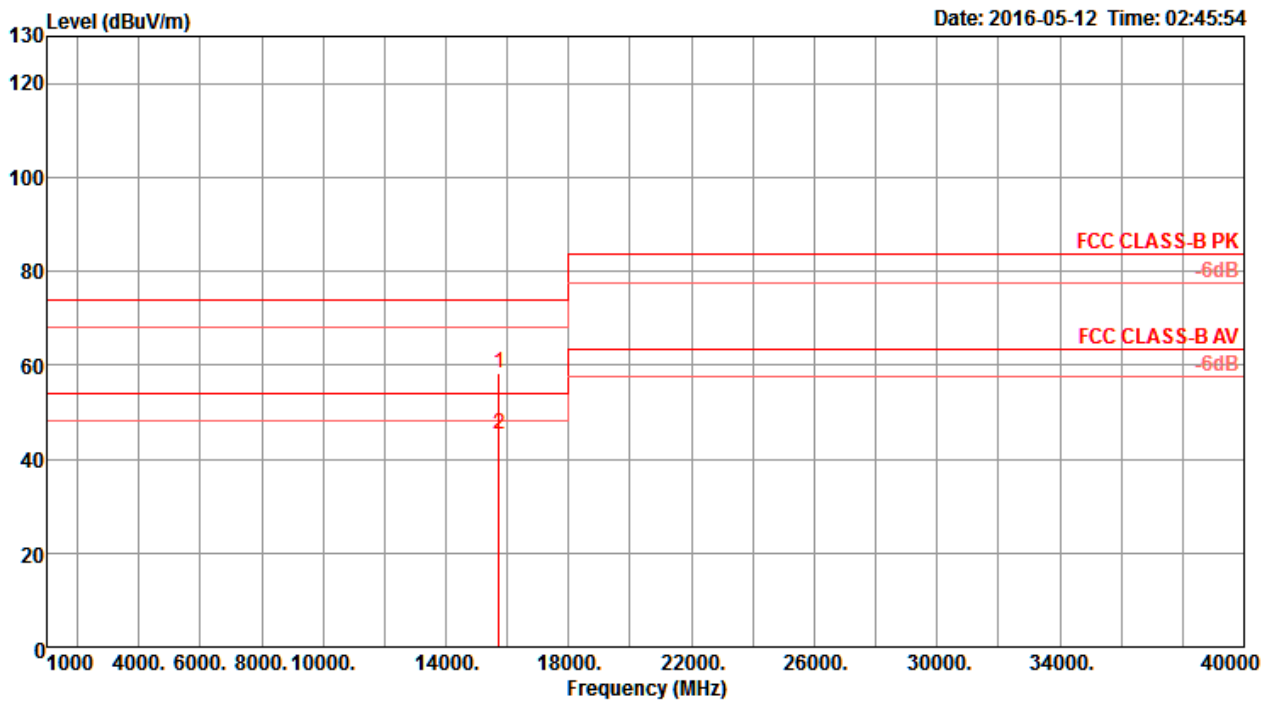
Temperature	22°C	Humidity	56%
Test Engineer	Nyle Chang & Peter Wu & Gary Chu & DK Chang & Eddie Weng & Stim Song & Brain Sun	Configurations	IEEE 802.11ac MCS0/Nss2 VHT20 CH 48 / Chain 1 + Chain 2 + Chain 3 + Chain 4
Test Mode	Mode 2		

Horizontal



	Freq	Level	Limit Line	Over Limit	Read Level	Cable Loss	Antenna Factor	Preamp Factor	T/Pos	A/Pos	Remark	Pol/Phase
	MHz	dBuV/m	dBuV/m	dB	dBuV	dB	dB/m	dB	deg	cm		
1	15723.40	58.54	74.00	-15.46	43.66	11.27	38.42	34.81	247	145	Peak	HORIZONTAL
2	15739.60	45.77	54.00	-8.23	30.81	11.29	38.48	34.81	247	145	Average	HORIZONTAL

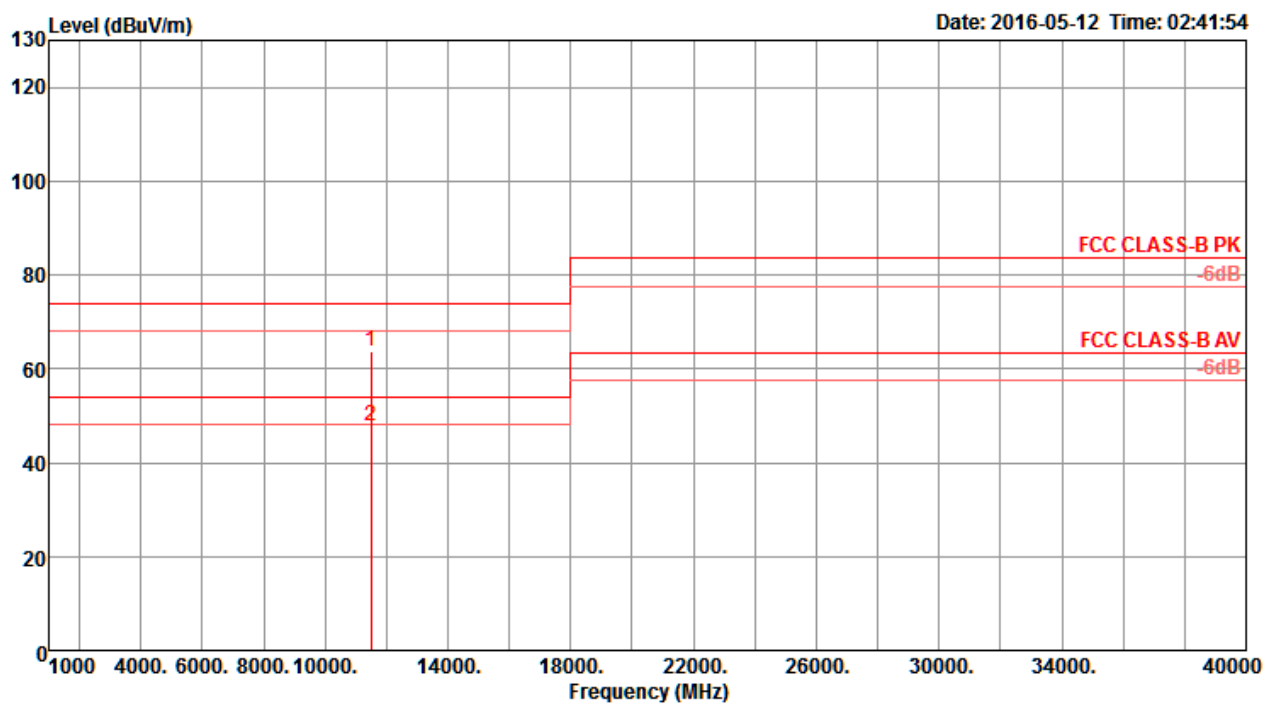
Vertical



	Freq	Level	Limit	Over	Read	CableAntenna	Preamp	T/Pos	A/Pos	Remark	Pol/Phase
	MHz	dBuV/m	dBuV/m	dB	dBuV	dB	dB/m	deg	cm		
1	15717.50	58.22	74.00	-15.78	43.34	11.27	38.42	34.81	57	149 Peak	VERTICAL
2	15735.60	45.28	54.00	-8.72	30.40	11.27	38.42	34.81	57	149 Average	VERTICAL

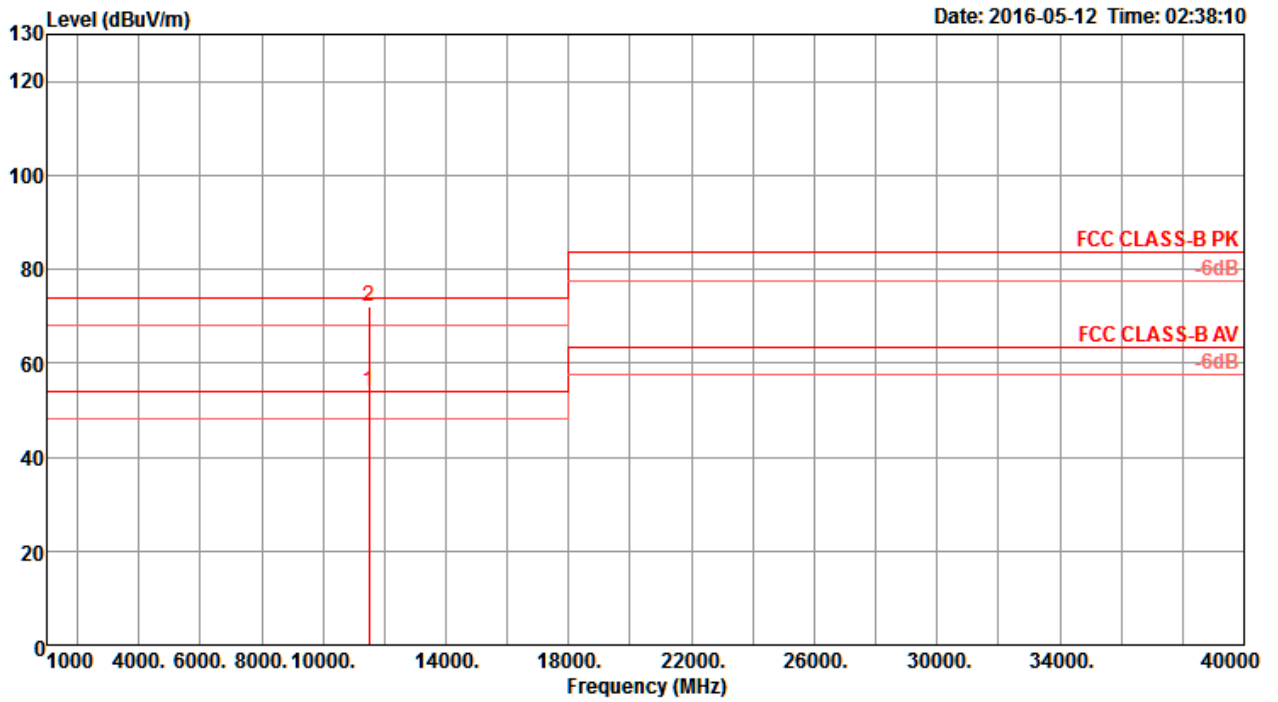
Temperature	22°C	Humidity	56%
Test Engineer	Nyle Chang & Peter Wu & Gary Chu & DK Chang & Eddie Weng & Stim Song & Brain Sun	Configurations	IEEE 802.11ac MCS0/Nss2 VHT20 CH 149 / Chain 1 + Chain 2 + Chain 3 + Chain 4
Test Mode	Mode 2		

Horizontal



	Freq	Level	Limit	Over	Read	Cable	Antenna	Preamp	T/Pos	A/Pos	Remark	Pol/Phase
	MHz	dBuV/m	dBuV/m	dB	dBuV	dB	dB/m	dB	deg	cm		
1	11490.10	63.74	74.00	-10.26	50.24	9.62	38.50	34.62	38	210	Peak	HORIZONTAL
2	11491.20	47.83	54.00	-6.17	34.33	9.62	38.50	34.62	38	210	Average	HORIZONTAL

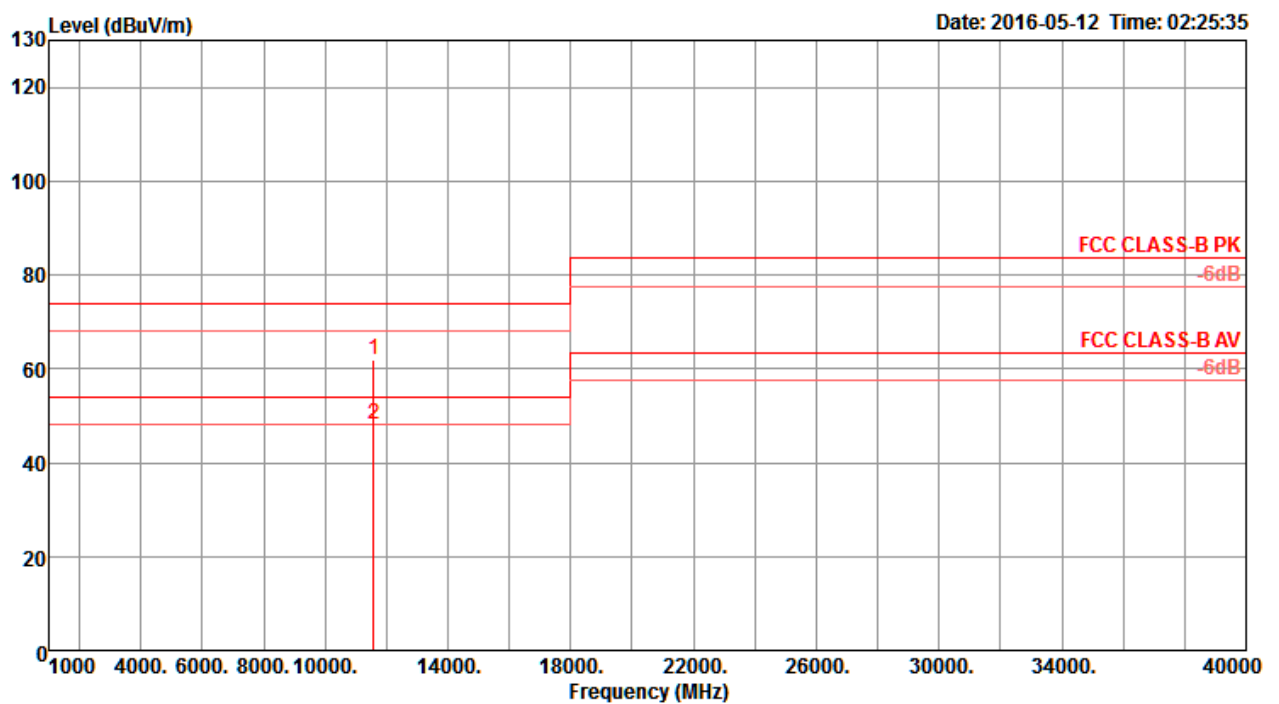
Vertical



	Freq	Level	Limit	Over	Read	CableAntenna	Preamp	T/Pos	A/Pos	Remark	Pol/Phase
	MHz	dBuV/m	dBuV/m	dB	dBuV	dB	dB/m	deg	cm		
1	11488.70	53.99	54.00	-0.01	40.49	9.62	38.50	34.62	242	210 Average	VERTICAL
2	11489.90	72.03	74.00	-1.97	58.53	9.62	38.50	34.62	242	210 Peak	VERTICAL

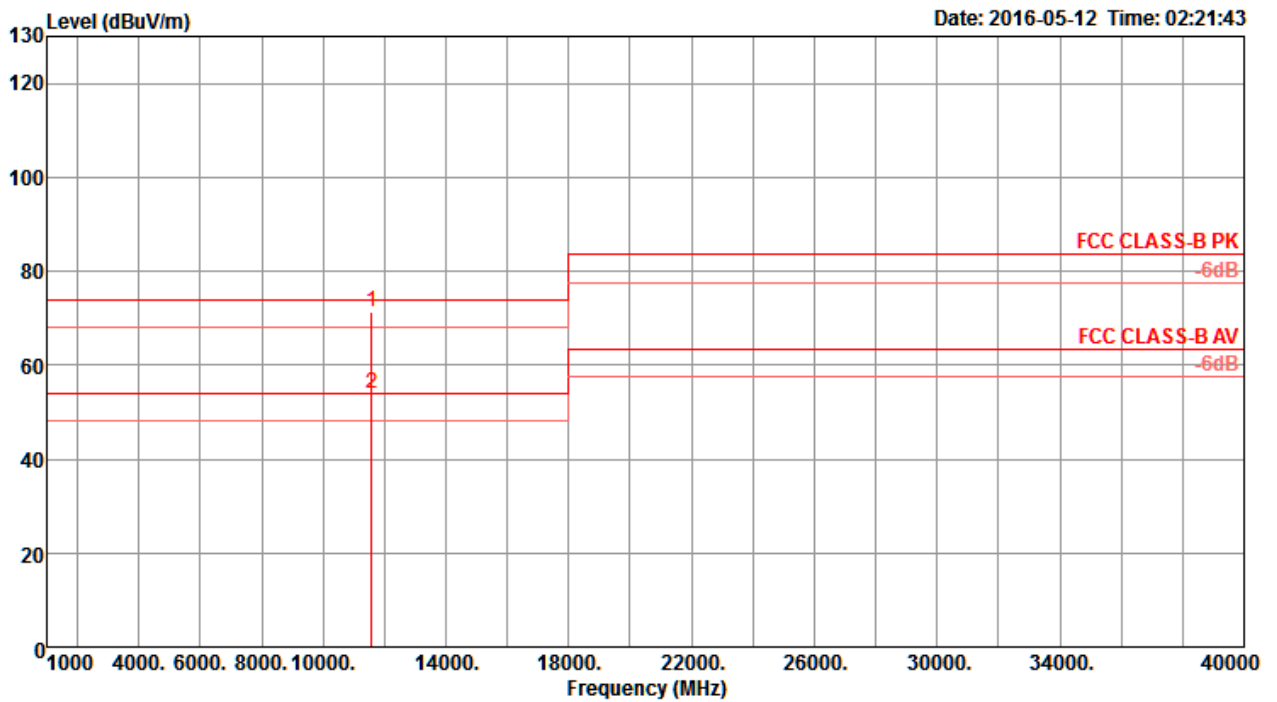
Temperature	22°C	Humidity	56%
Test Engineer	Nyle Chang & Peter Wu & Gary Chu & DK Chang & Eddie Weng & Stim Song & Brain Sun	Configurations	IEEE 802.11ac MCS0/Nss2 VHT20 CH 157 / Chain 1 + Chain 2 + Chain 3 + Chain 4
Test Mode	Mode 2		

Horizontal



	Freq	Level	Limit Line	Over Limit	Read Level	Cable Loss	Antenna Factor	Preamp Factor	T/Pos	A/Pos	Remark	Pol/Phase
	MHz	dBuV/m	dBuV/m	dB	dBuV	dB	dB/m	dB	deg	cm		
1	11569.80	61.95	74.00	-12.05	48.46	9.61	38.53	34.65	37	207	Peak	HORIZONTAL
2	11572.20	48.20	54.00	-5.80	34.71	9.61	38.53	34.65	37	207	Average	HORIZONTAL

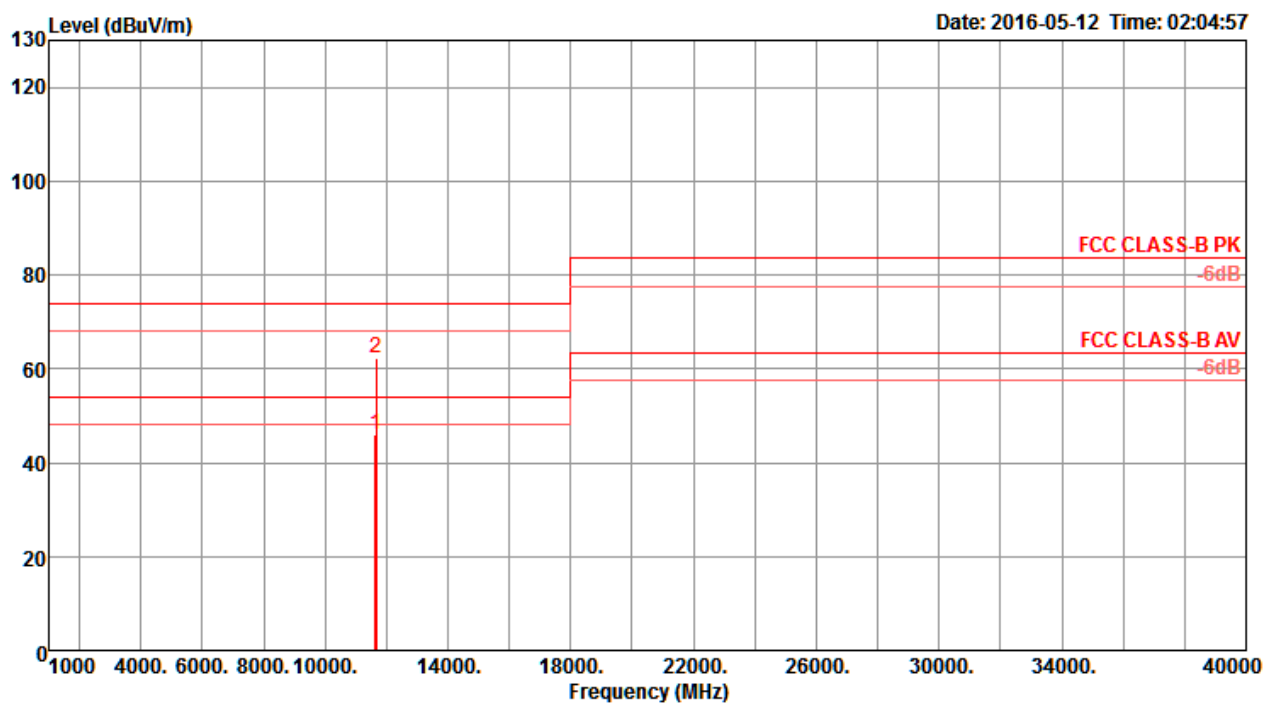
Vertical



	Freq	Level	Limit	Over	Read	CableAntenna	Preamp	T/Pos	A/Pos	Remark	Pol/Phase	
	MHz	dBuV/m	dBuV/m	dB	dBuV	dB	dB/m	dB	deg	cm		
1	11570.10	71.29	74.00	-2.71	57.80	9.61	38.53	34.65	242	203	Peak	VERTICAL
2	11570.70	53.94	54.00	-0.06	40.45	9.61	38.53	34.65	242	203	Average	VERTICAL

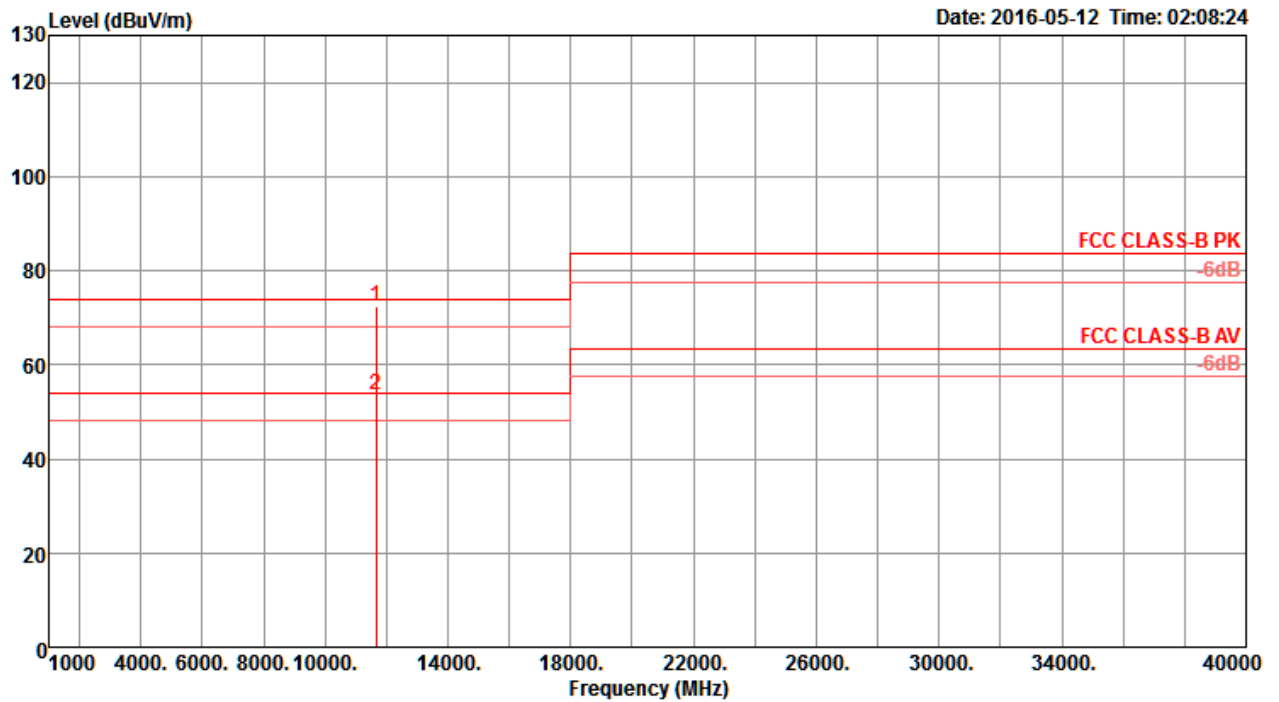
Temperature	22°C	Humidity	56%
Test Engineer	Nyle Chang & Peter Wu & Gary Chu & DK Chang & Eddie Weng & Stim Song & Brain Sun	Configurations	IEEE 802.11ac MCS0/Nss2 VHT20 CH 165 / Chain 1 + Chain 2 + Chain 3 + Chain 4
Test Mode	Mode 2		

Horizontal



	Freq	Level	Limit Line	Over Limit	Read Level	Cable Loss	Antenna Factor	Preamp Factor	T/Pos	A/Pos	Remark	Pol/Phase
	MHz	dBuV/m	dBuV/m	dB	dBuV	dB	dB/m	dB	deg	cm		
1	11644.60	46.16	54.00	-7.84	32.69	9.60	38.55	34.68	336	186	Average	HORIZONTAL
2	11649.90	62.40	74.00	-11.60	48.93	9.60	38.55	34.68	336	186	Peak	HORIZONTAL

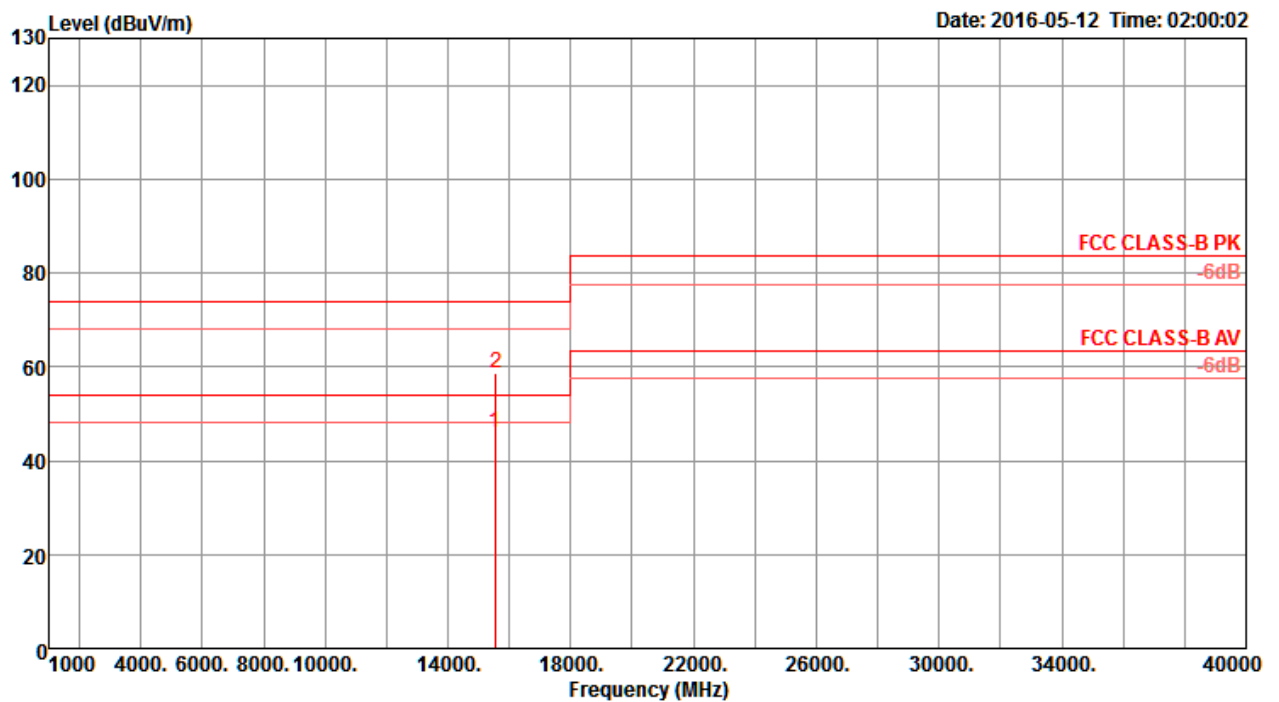
Vertical



	Freq	Level	Limit	Over	Read	CableAntenna	Preamp	T/Pos	A/Pos	Remark	Pol/Phase	
	MHz	dBuV/m	dBuV/m	dB	dBuV	dB	dB/m	dB	deg	cm		
1	11649.90	72.41	74.00	-1.59	58.94	9.60	38.55	34.68	240	211	Peak	VERTICAL
2	11650.90	53.44	54.00	-0.56	39.95	9.60	38.57	34.68	240	211	Average	VERTICAL

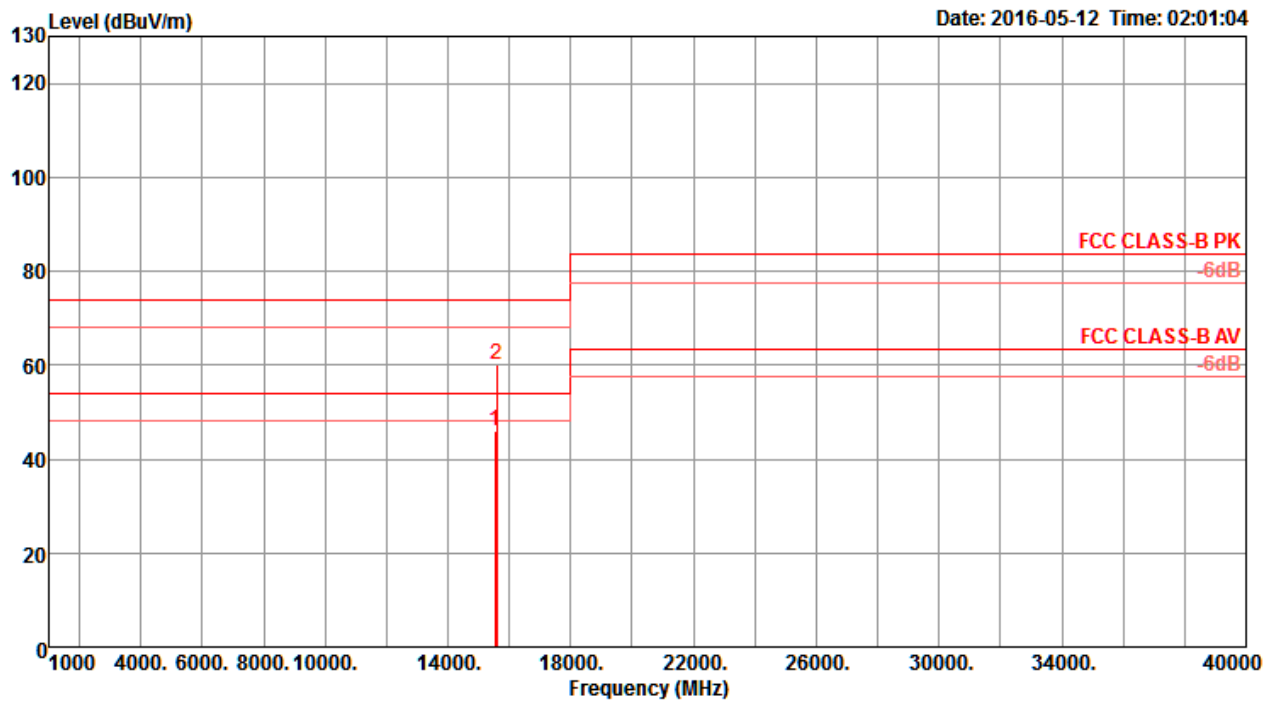
Temperature	22°C	Humidity	56%
Test Engineer	Nyle Chang & Peter Wu & Gary Chu & DK Chang & Eddie Weng & Stim Song & Brain Sun	Configurations	IEEE 802.11ac MCS0/Nss2 VHT40 CH 38 / Chain 1 + Chain 2 + Chain 3 + Chain 4
Test Mode	Mode 2		

Horizontal



	Freq	Level	Limit Line	Over Limit	Read Level	CableAntenna Loss	Preamp Factor	T/Pos	A/Pos	Remark	Pol/Phase
	MHz	dBuV/m	dBuV/m	dB	dBuV	dB	dB/m	dB	deg	cm	
1	15545.40	46.13	54.00	-7.87	31.38	11.23	38.16	34.64	249	148 Average	HORIZONTAL
2	15556.50	58.63	74.00	-15.37	43.80	11.24	38.23	34.64	249	148 Peak	HORIZONTAL

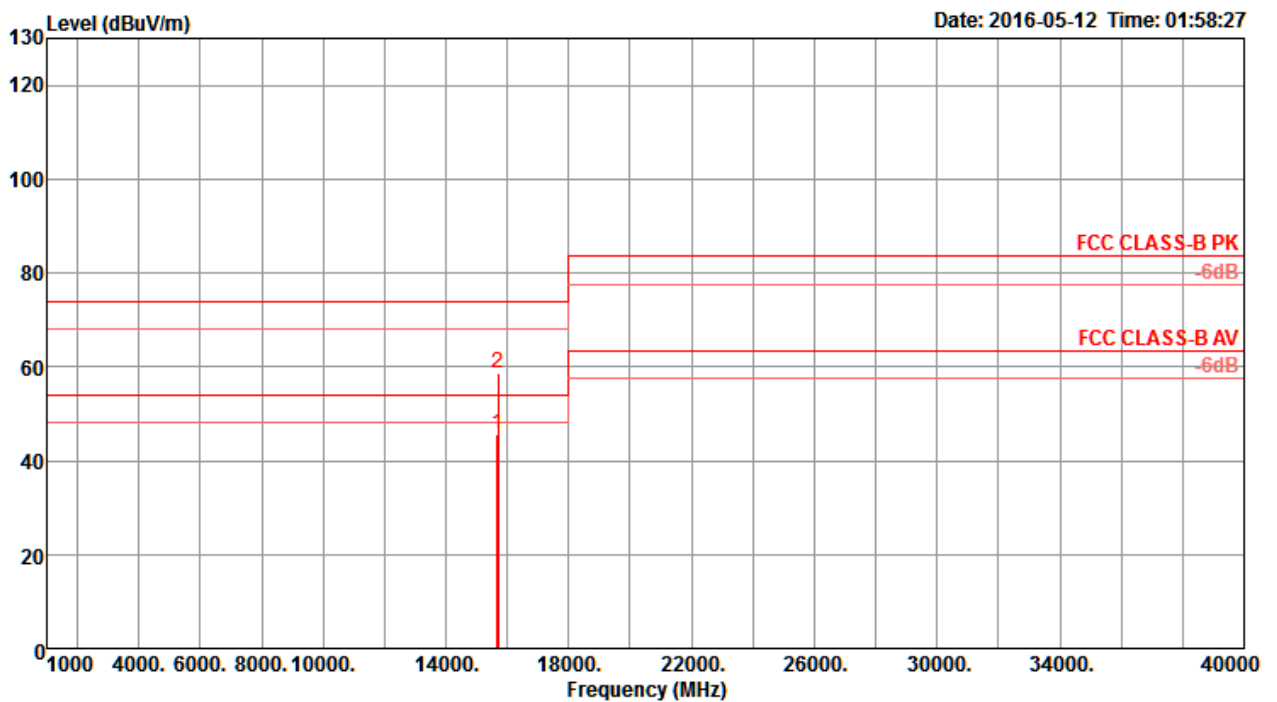
Vertical



	Freq	Level	Limit	Over	Read	CableAntenna	Preamp	T/Pos	A/Pos	Remark	Pol/Phase
	MHz	dBuV/m	dBuV/m	dB	dBuV	dB	dB/m	deg	cm		
1	15545.00	46.14	54.00	-7.86	31.39	11.23	38.16	34.64	48	152 Average	VERTICAL
2	15594.40	60.22	74.00	-13.78	45.43	11.24	38.23	34.68	48	152 Peak	VERTICAL

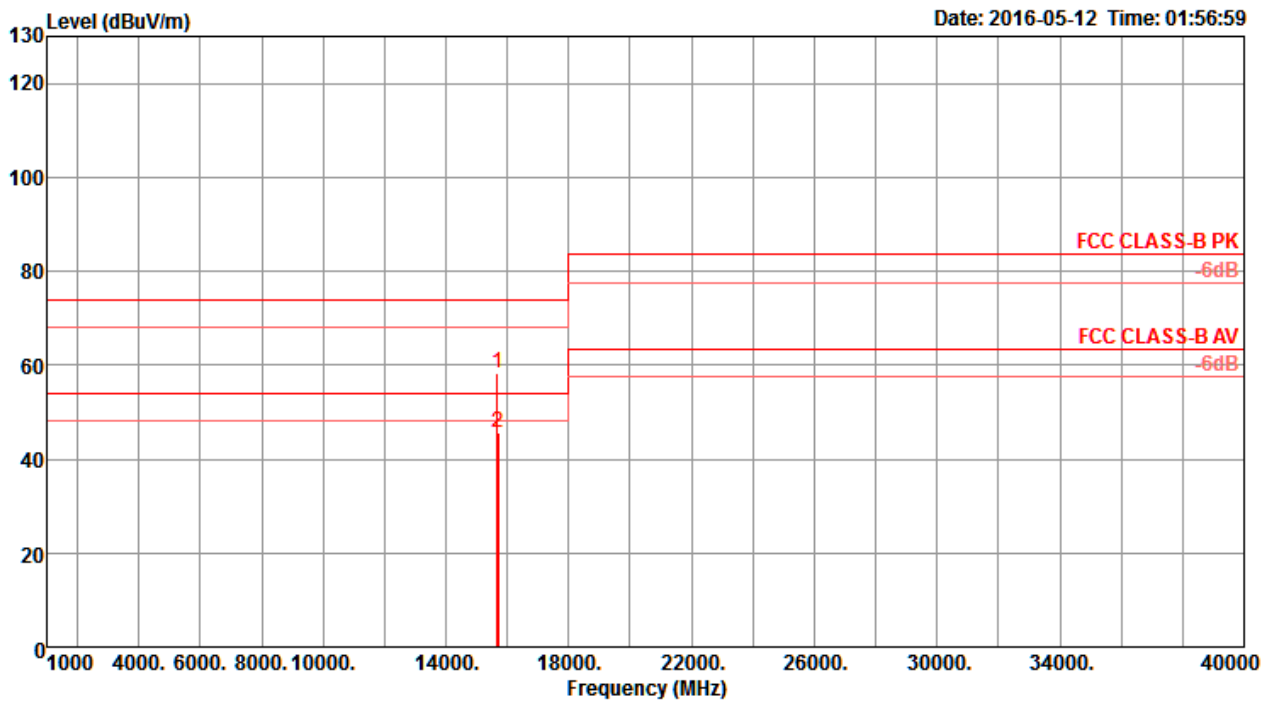
Temperature	22°C	Humidity	56%
Test Engineer	Nyle Chang & Peter Wu & Gary Chu & DK Chang & Eddie Weng & Stim Song & Brain Sun	Configurations	IEEE 802.11ac MCS0/Nss2 VHT40 CH 46 / Chain 1 + Chain 2 + Chain 3 + Chain 4
Test Mode	Mode 2		

Horizontal



	Freq	Level	Limit Line	Over Limit	Read Level	Cable Loss	Antenna Factor	Preamp Factor	T/Pos	A/Pos	Remark	Pol/Phase
	MHz	dBuV/m	dBuV/m	dB	dBuV	dB	dB/m	dB	deg	cm		
1	15678.10	45.56	54.00	-8.44	30.72	11.26	38.35	34.77	108	153	Average	HORIZONTAL
2	15705.60	58.55	74.00	-15.45	43.63	11.27	38.42	34.77	108	153	Peak	HORIZONTAL

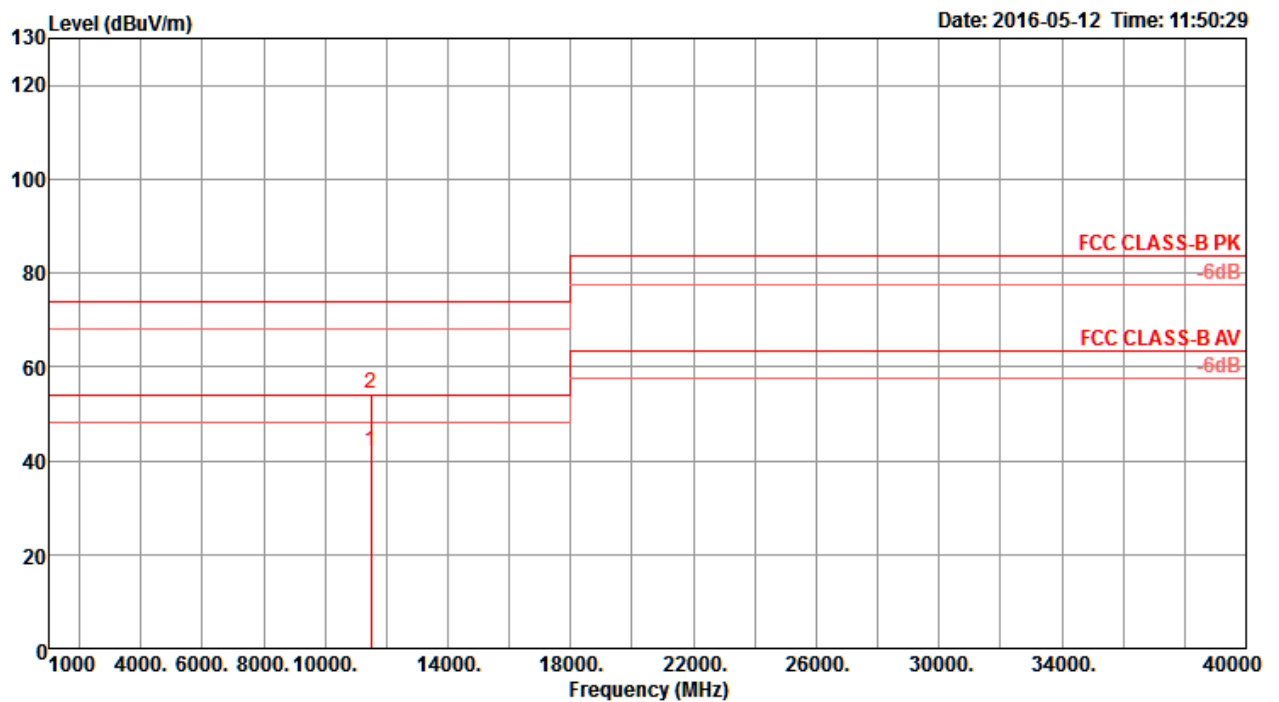
Vertical



	Freq	Level	Limit	Over	Read	CableAntenna	Preamp	T/Pos	A/Pos	Remark	Pol/Phase
	MHz	dBuV/m	dBuV/m	dB	dBuV	dB	dB/m	deg	cm		
1	15680.30	58.40	74.00	-15.60	43.56	11.26	38.35	34.77	324	154 Peak	VERTICAL
2	15713.10	45.72	54.00	-8.28	30.84	11.27	38.42	34.81	324	154 Average	VERTICAL

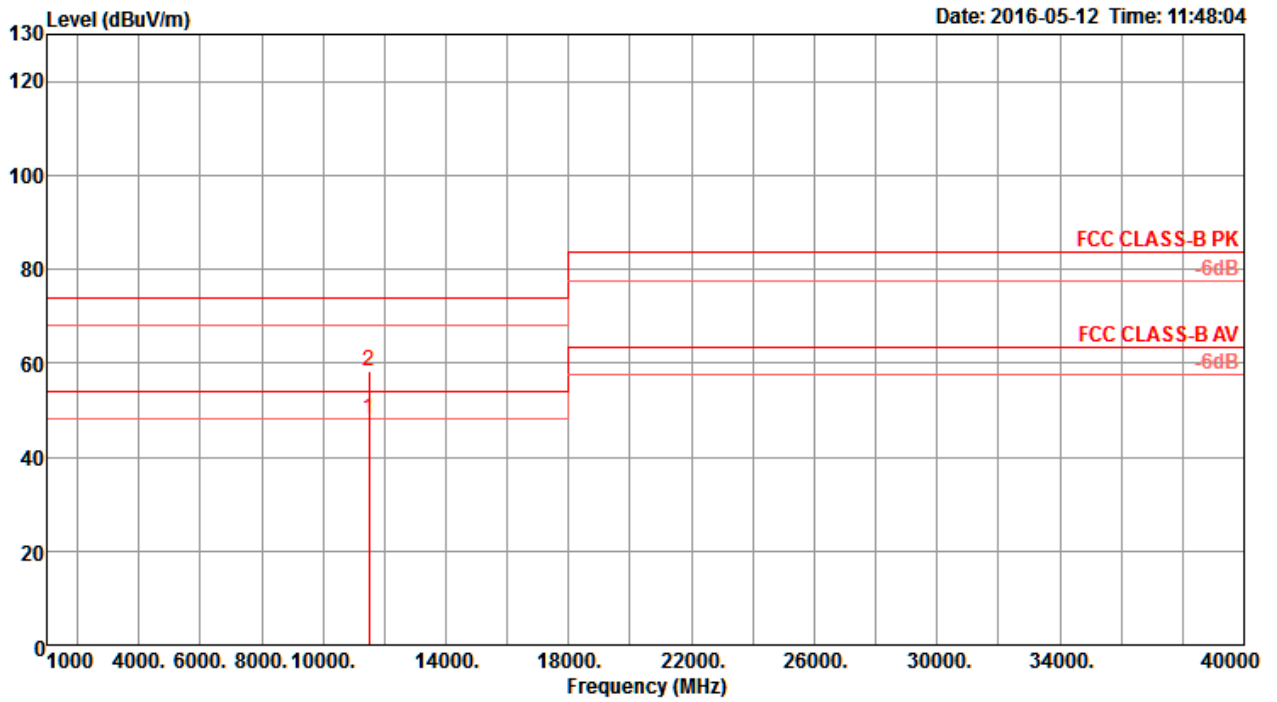
Temperature	22°C	Humidity	56%
Test Engineer	Nyle Chang & Peter Wu & Gary Chu & DK Chang & Eddie Weng & Stim Song & Brain Sun	Configurations	IEEE 802.11ac MCS0/Nss2 VHT40 CH 151 / Chain 1 + Chain 2 + Chain 3 + Chain 4
Test Mode	Mode 2		

Horizontal



	Freq	Level	Limit Line	Over Limit	Read Level	Cable Loss	Antenna Factor	Preamp Factor	T/Pos	A/Pos	Remark	Pol/Phase
	MHz	dBuV/m	dBuV/m	dB	dBuV	dB	dB/m	dB	deg	cm		
1	11502.48	42.13	54.00	-11.87	28.63	9.62	38.50	34.62	256	195	Average	HORIZONTAL
2	11509.12	54.39	74.00	-19.61	40.90	9.62	38.50	34.63	256	195	Peak	HORIZONTAL

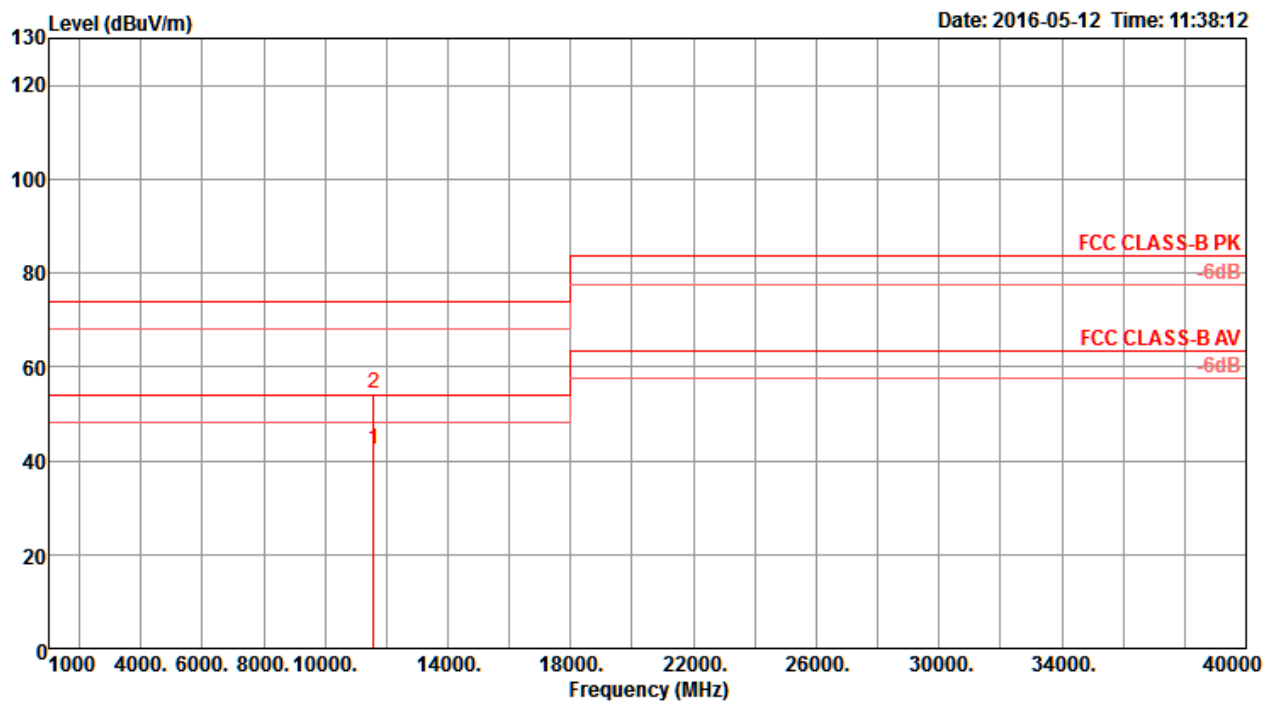
Vertical



	Freq	Level	Limit	Over	Read	CableAntenna	Preamp	T/Pos	A/Pos	Remark	Pol/Phase
	MHz	dBuV/m	dBuV/m	dB	dBuV	dB	dB/m	deg	cm		
1	11499.28	48.03	54.00	-5.97	34.53	9.62	38.50	34.62	169	154 Average	VERTICAL
2	11501.92	58.41	74.00	-15.59	44.91	9.62	38.50	34.62	169	154 Peak	VERTICAL

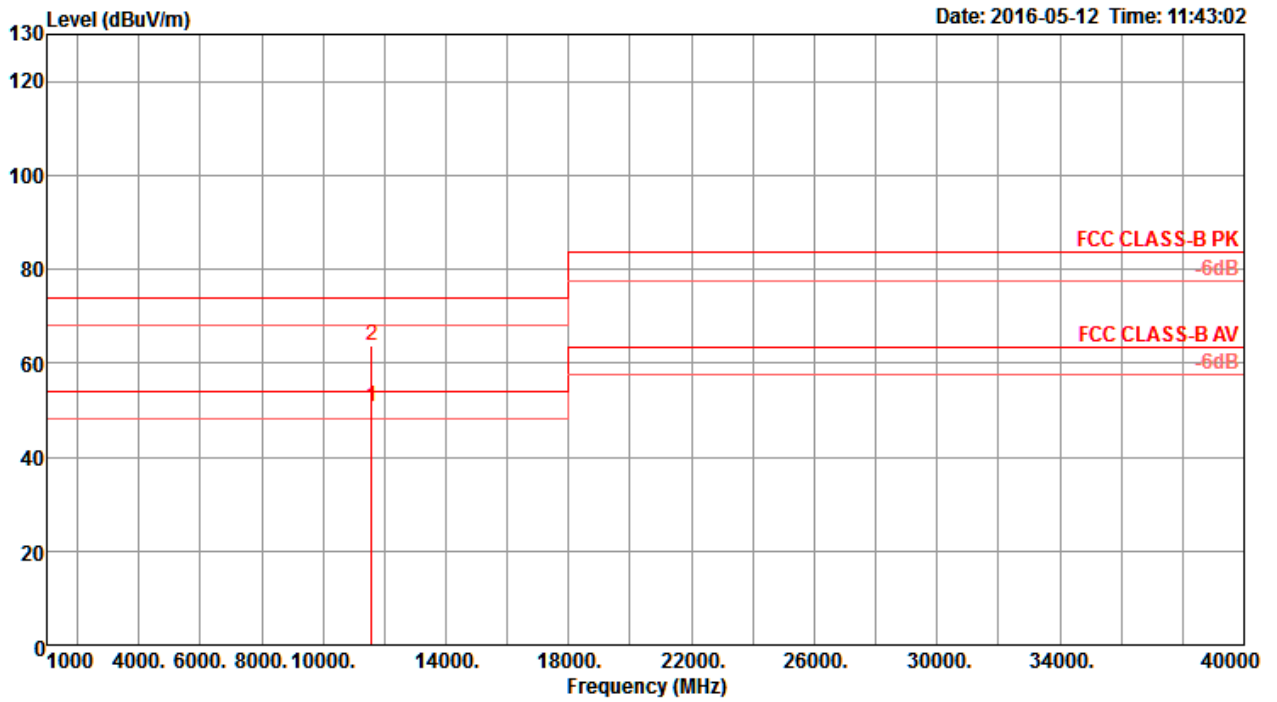
Temperature	22°C	Humidity	56%
Test Engineer	Nyle Chang & Peter Wu & Gary Chu & DK Chang & Eddie Weng & Stim Song & Brain Sun	Configurations	IEEE 802.11ac MCS0/Nss2 VHT40 CH 159 / Chain 1 + Chain 2 + Chain 3 + Chain 4
Test Mode	Mode 2		

Horizontal



	Freq	Level	Limit Line	Over Limit	Read Level	Cable Loss	Antenna Factor	Preamp Factor	T/Pos	A/Pos	Remark	Pol/Phase
	MHz	dBuV/m	dBuV/m	dB	dBuV	dB	dB/m	dB	deg	cm		
1	11570.72	42.50	54.00	-11.50	29.01	9.61	38.53	34.65	157	210	Average	HORIZONTAL
2	11591.36	54.22	74.00	-19.78	40.74	9.60	38.54	34.66	157	210	Peak	HORIZONTAL

Vertical

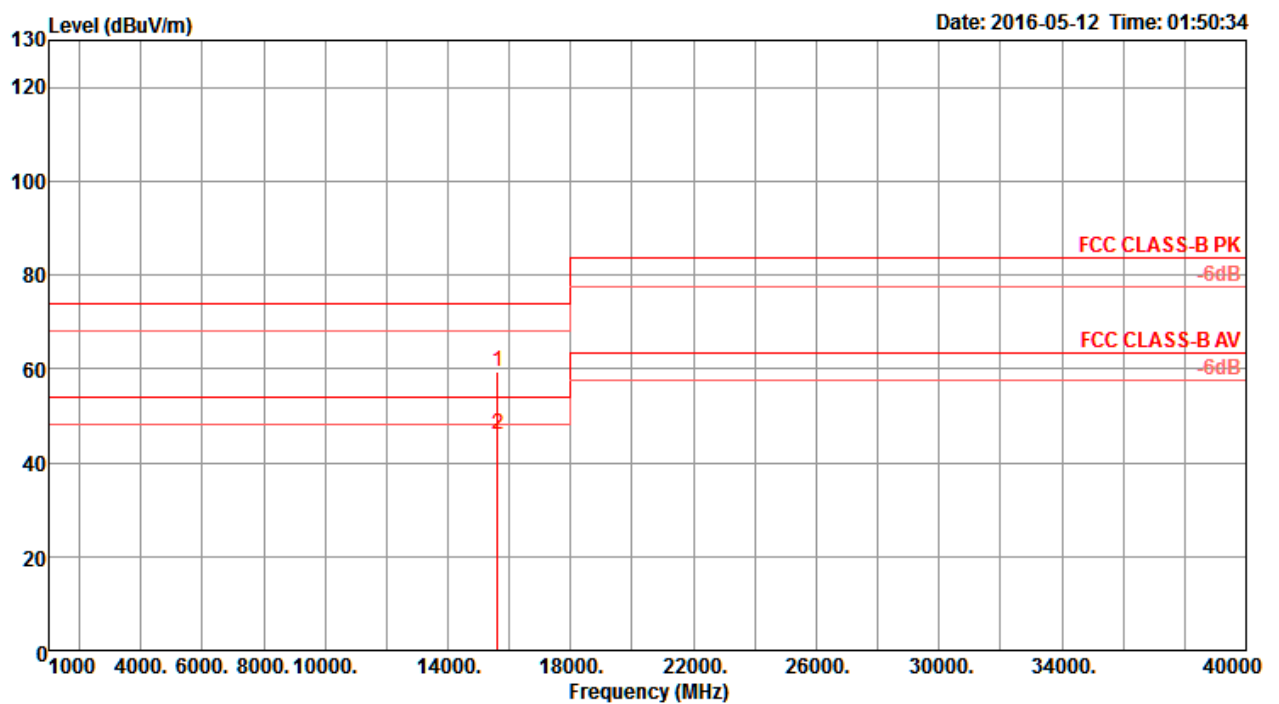


	Freq	Level	Limit	Over	Read	CableAntenna	Preamp	T/Pos	A/Pos	Remark	Pol/Phase
	MHz	dBuV/m	dBuV/m	dB	dBuV	dB	dB/m	deg	cm		
1	11583.20	50.61	54.00	-3.39	37.12	9.61	38.53	34.65	243	220 Average	VERTICAL
2	11584.80	63.68	74.00	-10.32	50.20	9.60	38.54	34.66	243	220 Peak	VERTICAL



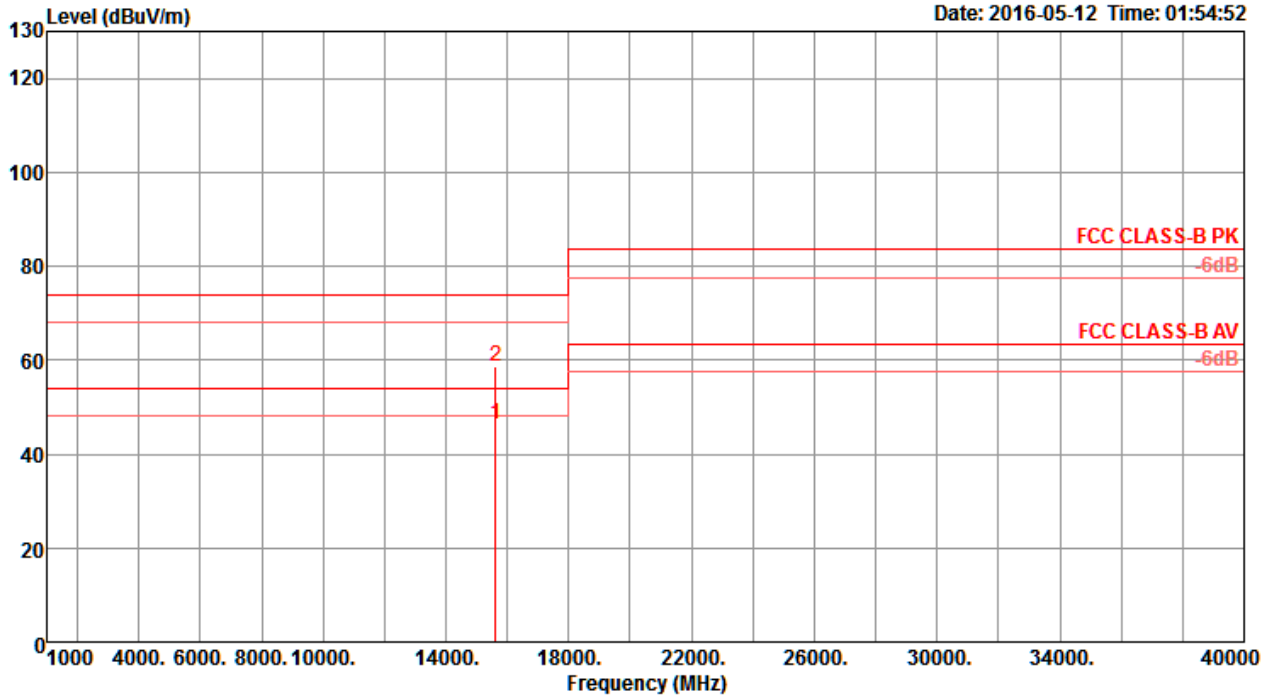
Temperature	22°C	Humidity	56%
Test Engineer	Nyle Chang & Peter Wu & Gary Chu & DK Chang & Eddie Weng & Stim Song & Brain Sun	Configurations	IEEE 802.11ac MCS0/Nss2 VHT80 CH 42 / Chain 1 + Chain 2 + Chain 3 + Chain 4
Test Mode	Mode 2		

Horizontal



	Freq	Level	Limit Line	Over Limit	Read Level	Cable Loss	Antenna Factor	Preamp Factor	T/Pos	A/Pos	Remark	Pol/Phase
	MHz	dBuV/m	dBuV/m	dB	dBuV	dB	dB/m	dB	deg	cm		
1	15612.10	59.41	74.00	-14.59	44.60	11.25	38.29	34.73	216	157	Peak	HORIZONTAL
2	15618.00	45.90	54.00	-8.10	31.09	11.25	38.29	34.73	216	157	Average	HORIZONTAL

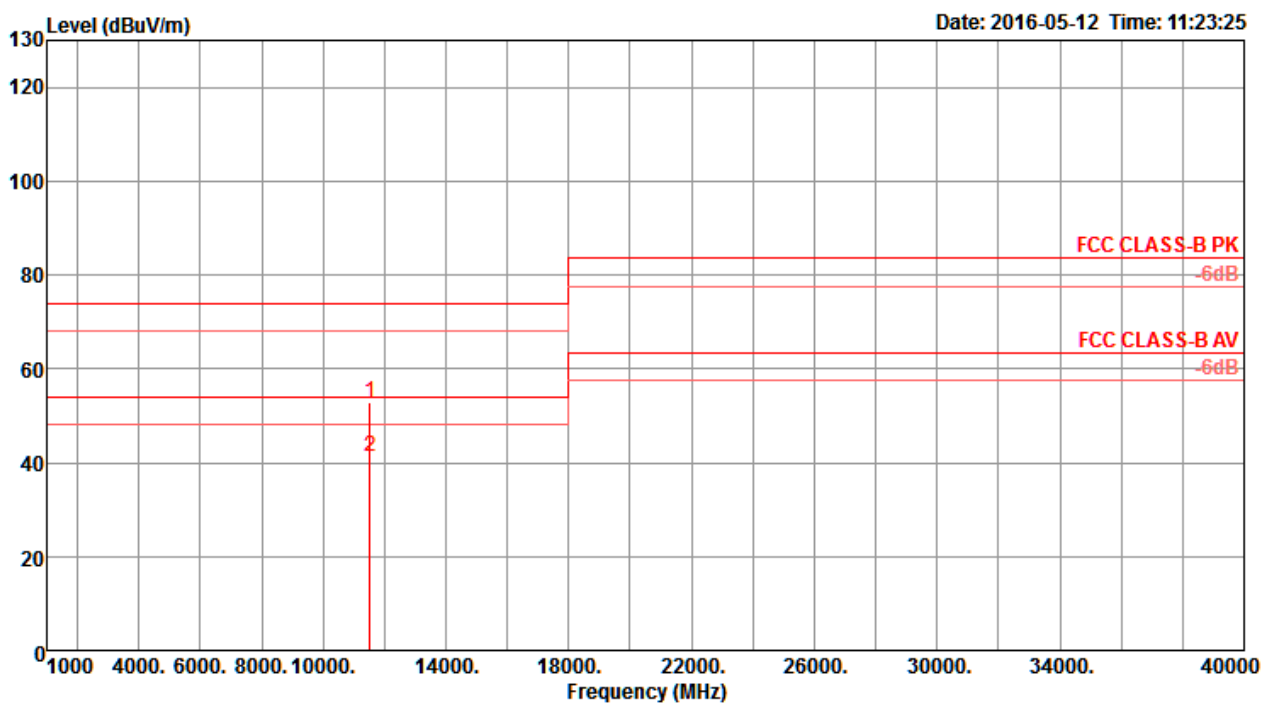
Vertical



	Freq	Level	Limit	Over	Read	CableAntenna	Preamp	T/Pos	A/Pos	Remark	Pol/Phase
	MHz	dBuV/m	dBuV/m	dB	dBuV	dB	dB/m	deg	cm		
1	15605.00	46.26	54.00	-7.74	31.40	11.25	38.29	34.68	147	158 Average	VERTICAL
2	15605.90	58.71	74.00	-15.29	43.85	11.25	38.29	34.68	147	158 Peak	VERTICAL

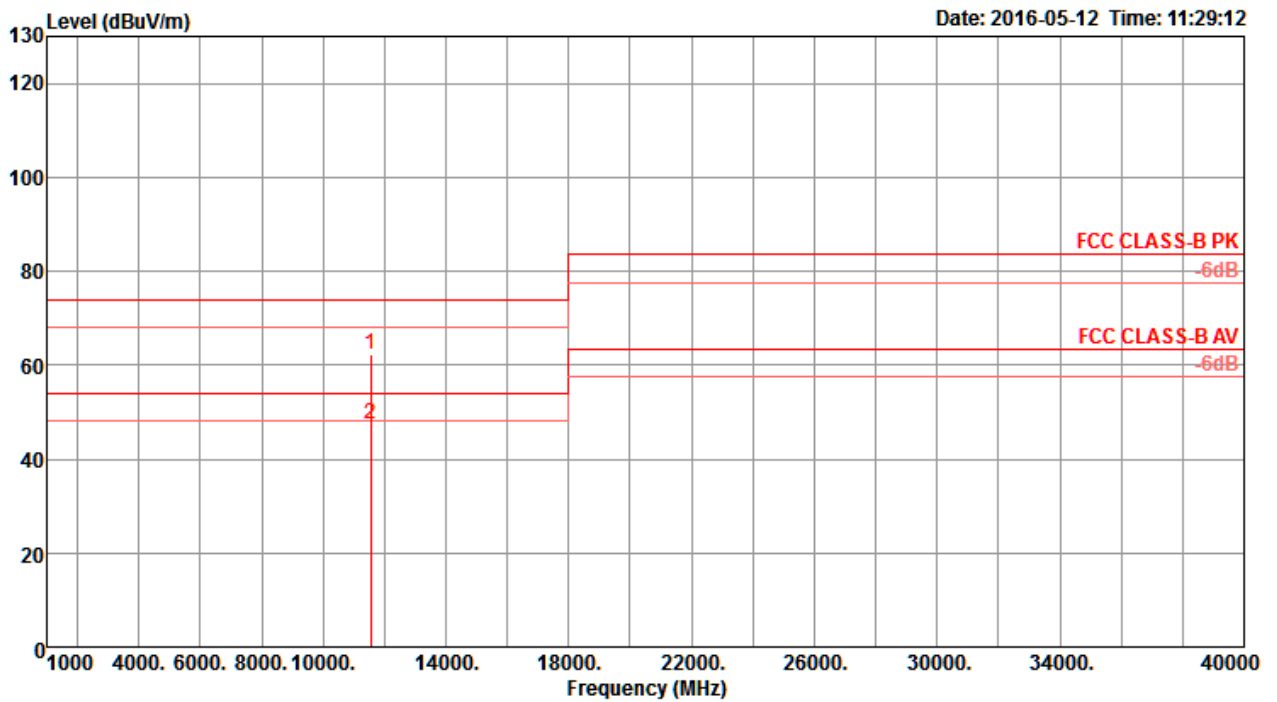
Temperature	22°C	Humidity	56%
Test Engineer	Nyle Chang & Peter Wu & Gary Chu & DK Chang & Eddie Weng & Stim Song & Brain Sun	Configurations	IEEE 802.11ac MCS0/Nss2 VHT80 CH 155 / Chain 1 + Chain 2 + Chain 3 + Chain 4
Test Mode	Mode 2		

Horizontal



	Freq	Level	Limit Line	Over Limit	Read Level	Cable Loss	Antenna Factor	Preamp Factor	T/Pos	A/Pos	Remark	Pol/Phase
	MHz	dBuV/m	dBuV/m	dB	dBuV	dB	dB/m	dB	deg	cm		
1	11516.72	53.00	74.00	-21.00	39.51	9.62	38.50	34.63	55	122	Peak	HORIZONTAL
2	11522.32	41.12	54.00	-12.88	27.63	9.61	38.51	34.63	55	122	Average	HORIZONTAL

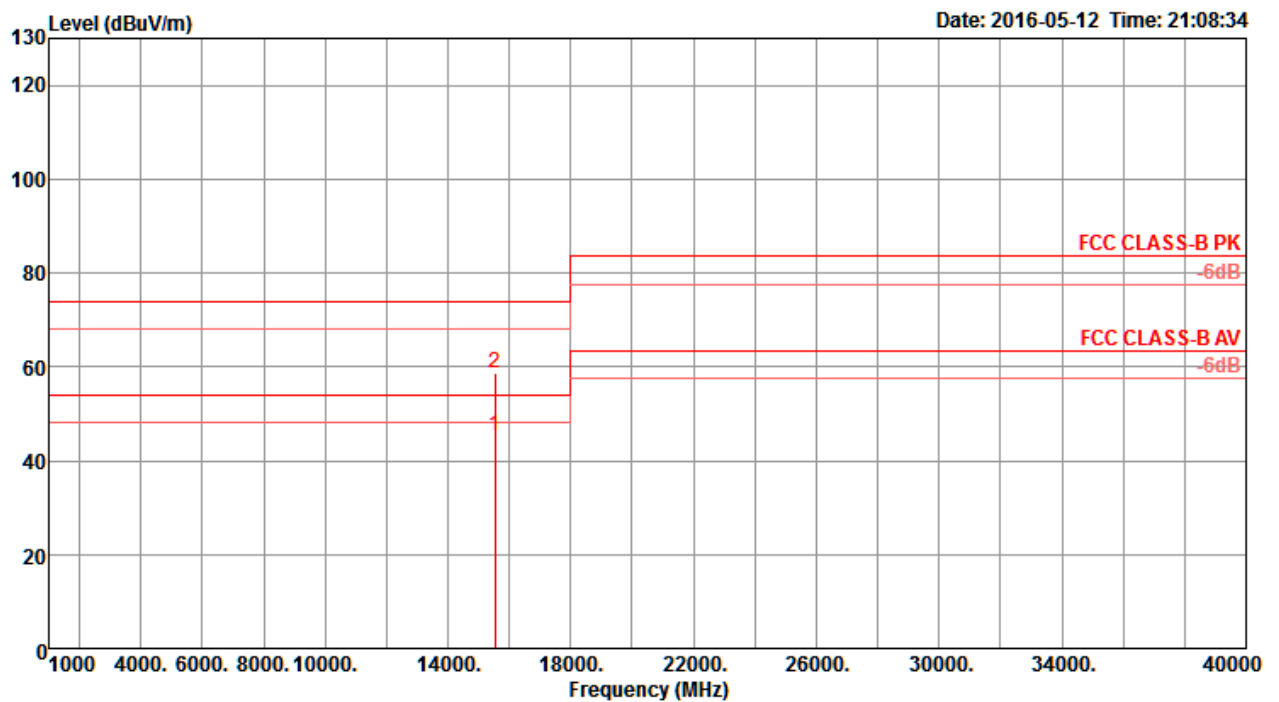
Vertical



	Freq	Level	Limit	Over	Read	CableAntenna	Preamp	T/Pos	A/Pos	Remark	Pol/Phase
	MHz	dBuV/m	dBuV/m	dB	dBuV	dB	dB/m	deg	cm		
1	11563.44	62.33	74.00	-11.67	48.84	9.61	38.53	34.65	248	211 Peak	VERTICAL
2	11564.72	47.42	54.00	-6.58	33.93	9.61	38.53	34.65	248	211 Average	VERTICAL

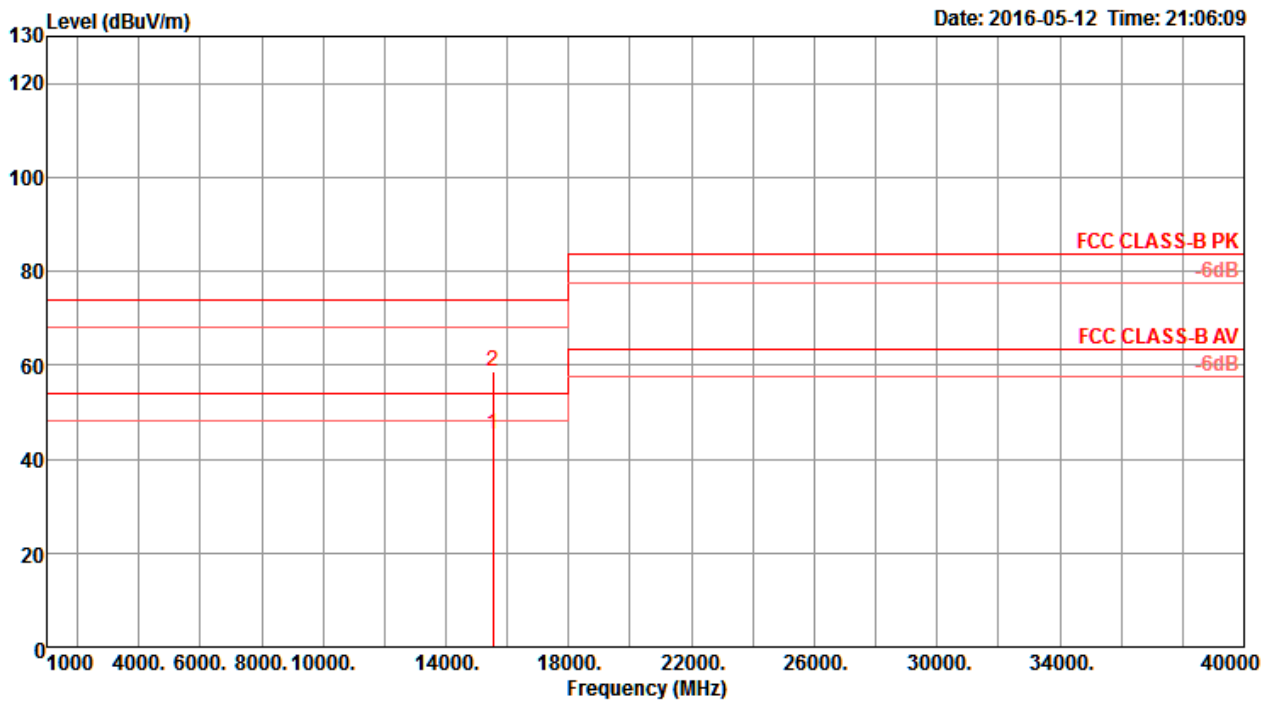
Temperature	22°C	Humidity	56%
Test Engineer	Nyle Chang & Peter Wu & Gary Chu & DK Chang & Eddie Weng & Stim Song & Brain Sun	Configurations	IEEE 802.11ac MCS0/Nss3 VHT20 CH 36 / Chain 1 + Chain 2 + Chain 3 + Chain 4
Test Mode	Mode 2		

Horizontal



	Freq	Level	Limit Line	Over Limit	Read Level	Cable Loss	Antenna Factor	Preamp Factor	T/Pos	A/Pos	Remark	Pol/Phase
	MHz	dBuV/m	dBuV/m	dB	dBuV	dB	dB/m	dB	deg	cm		
1	15531.32	45.18	54.00	-8.82	30.43	11.23	38.16	34.64	34	228	Average	HORIZONTAL
2	15547.96	58.81	74.00	-15.19	44.06	11.23	38.16	34.64	34	228	Peak	HORIZONTAL

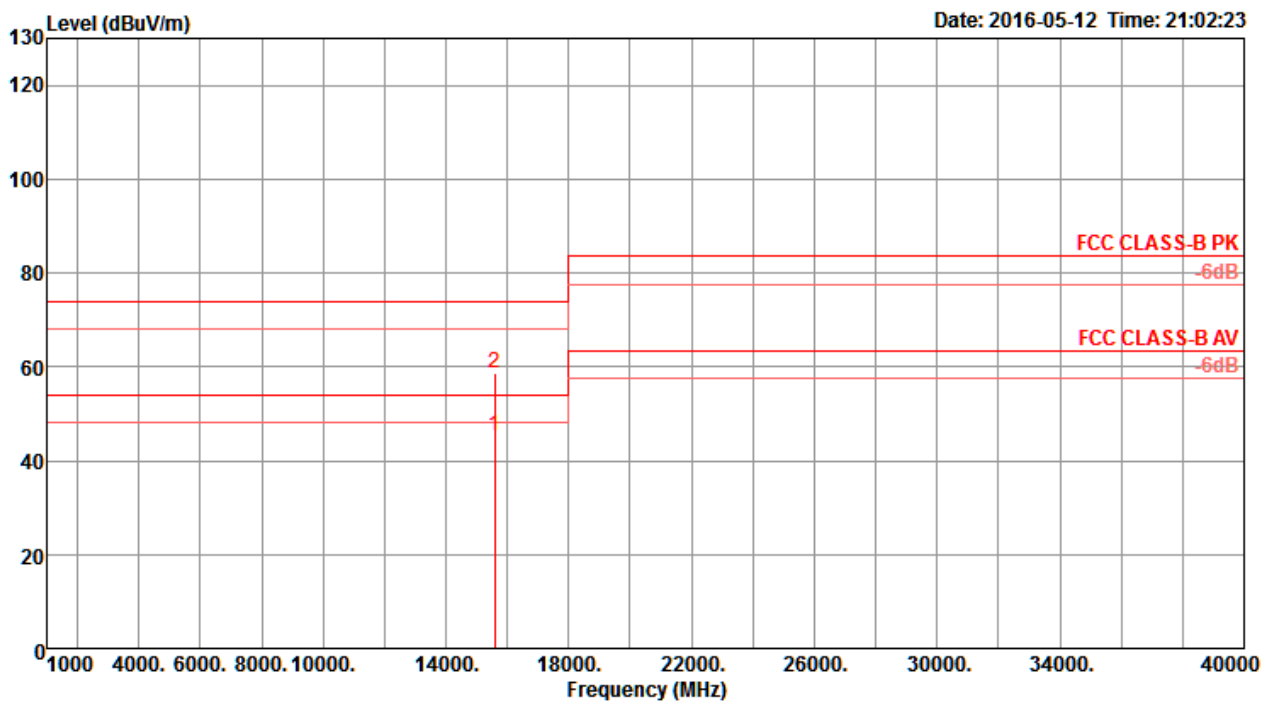
Vertical



	Freq	Level	Limit	Over	Read	CableAntenna	Preamp	T/Pos	A/Pos	Remark	Pol/Phase
	MHz	dBuV/m	dBuV/m	dB	dBuV	dB	dB/m	deg	cm		
1	15530.68	45.31	54.00	-8.69	30.56	11.23	38.16	34.64	300	255 Average	VERTICAL
2	15545.76	58.62	74.00	-15.38	43.87	11.23	38.16	34.64	300	255 Peak	VERTICAL

Temperature	22°C	Humidity	56%
Test Engineer	Nyle Chang & Peter Wu & Gary Chu & DK Chang & Eddie Weng & Stim Song & Brain Sun	Configurations	IEEE 802.11ac MCS0/Nss3 VHT20 CH 40 / Chain 1 + Chain 2 + Chain 3 + Chain 4
Test Mode	Mode 2		

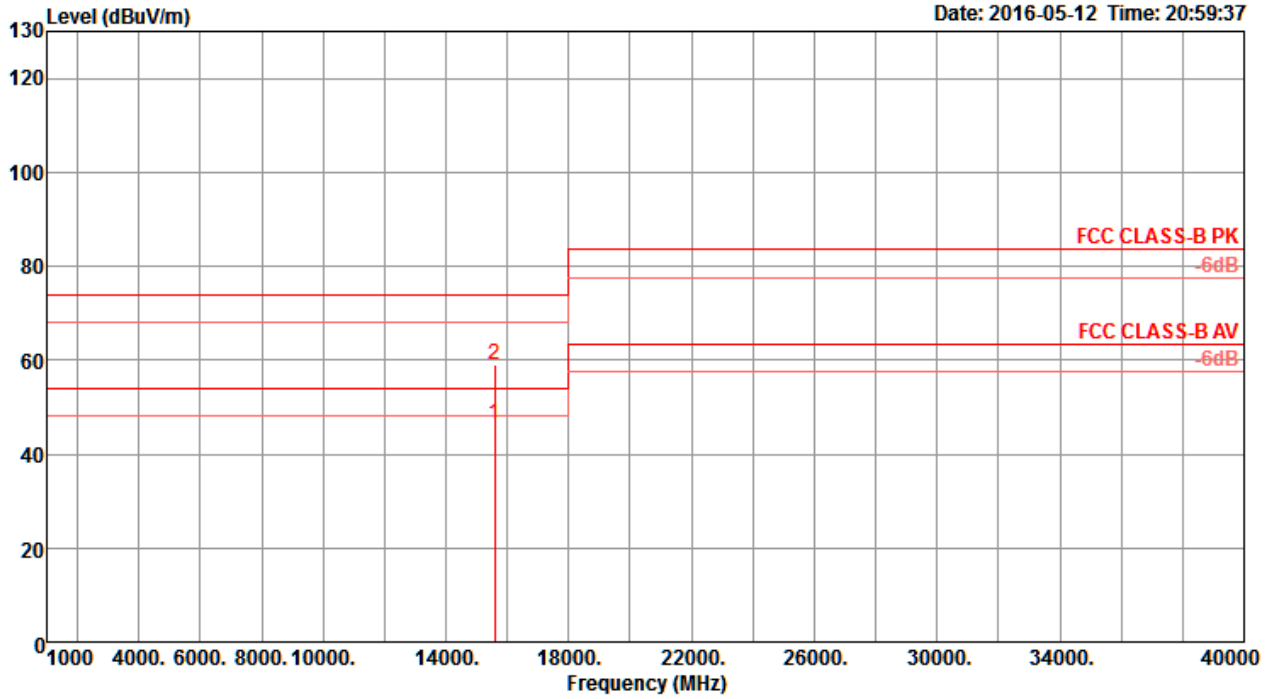
Horizontal



	Freq	Level	Limit Line	Over Limit	Read Level	CableAntenna Loss	Preamp Factor	T/Pos	A/Pos	Remark	Pol/Phase
	MHz	dBuV/m	dBuV/m	dB	dBuV	dB	dB/m	dB	deg	cm	
1	15591.16	45.33	54.00	-8.67	30.54	11.24	38.23	34.68	86	174 Average	HORIZONTAL
2	15600.76	58.67	74.00	-15.33	43.81	11.25	38.29	34.68	86	174 Peak	HORIZONTAL



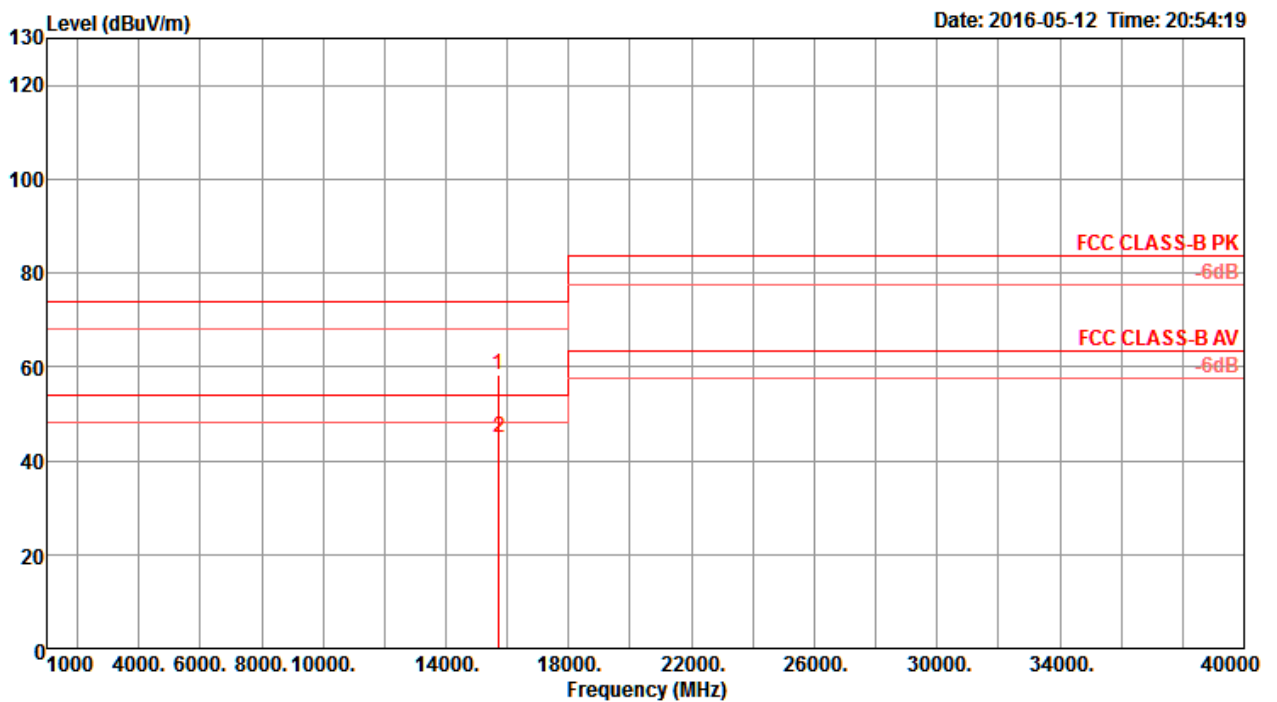
Vertical



	Freq	Level	Limit	Over	Read	CableAntenna	Preamp	T/Pos	A/Pos	Remark	Pol/Phase
	MHz	dBuV/m	dBuV/m	dB	dBuV	dB	dB/m	deg	cm		
1	15601.40	46.46	54.00	-7.54	31.60	11.25	38.29	34.68	26	169 Average	VERTICAL
2	15602.12	59.16	74.00	-14.84	44.30	11.25	38.29	34.68	26	169 Peak	VERTICAL

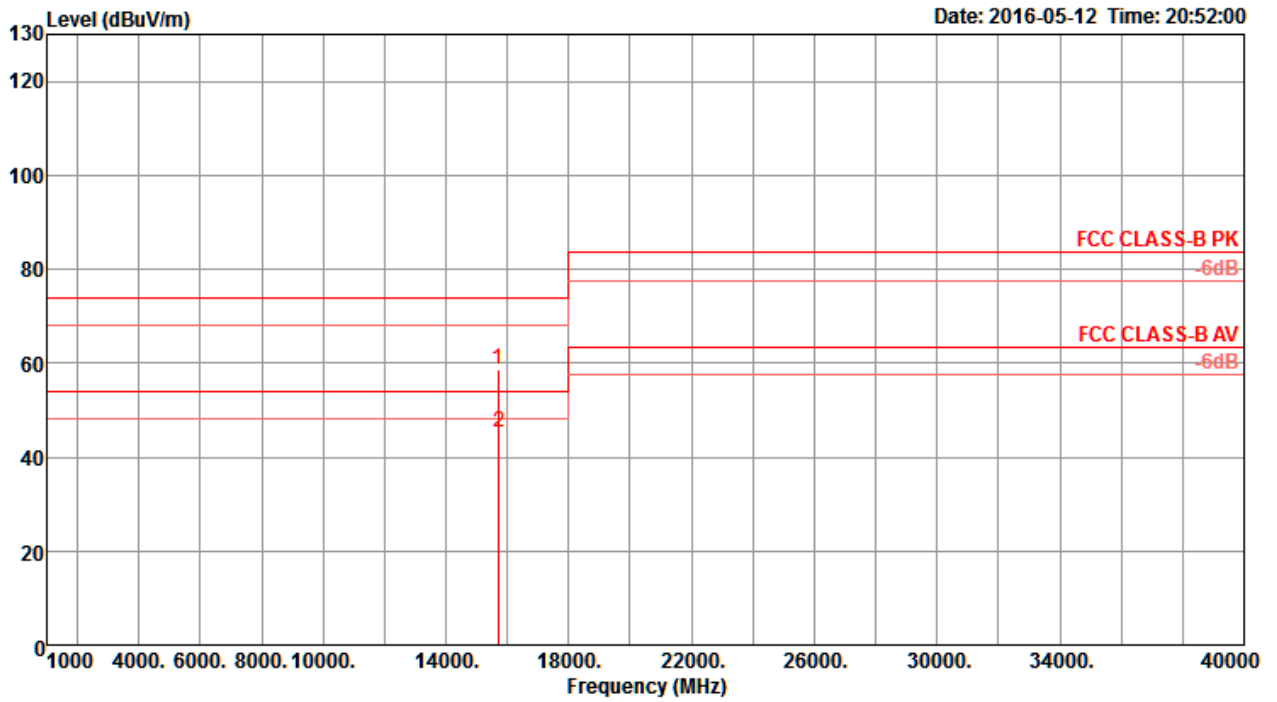
Temperature	22°C	Humidity	56%
Test Engineer	Nyle Chang & Peter Wu & Gary Chu & DK Chang & Eddie Weng & Stim Song & Brain Sun	Configurations	IEEE 802.11ac MCS0/Nss3 VHT20 CH 48 / Chain 1 + Chain 2 + Chain 3 + Chain 4
Test Mode	Mode 2		

Horizontal



	Freq	Level	Limit	Over	Read	CableAntenna	Preamp	T/Pos	A/Pos	Remark	Pol/Phase
	MHz	dBuV/m	dBuV/m	dB	dBuV	dB	dB/m	dB	deg	cm	
1	15713.84	58.45	74.00	-15.55	43.57	11.27	38.42	34.81	337	303 Peak	HORIZONTAL
2	15727.52	44.82	54.00	-9.18	29.94	11.27	38.42	34.81	337	303 Average	HORIZONTAL

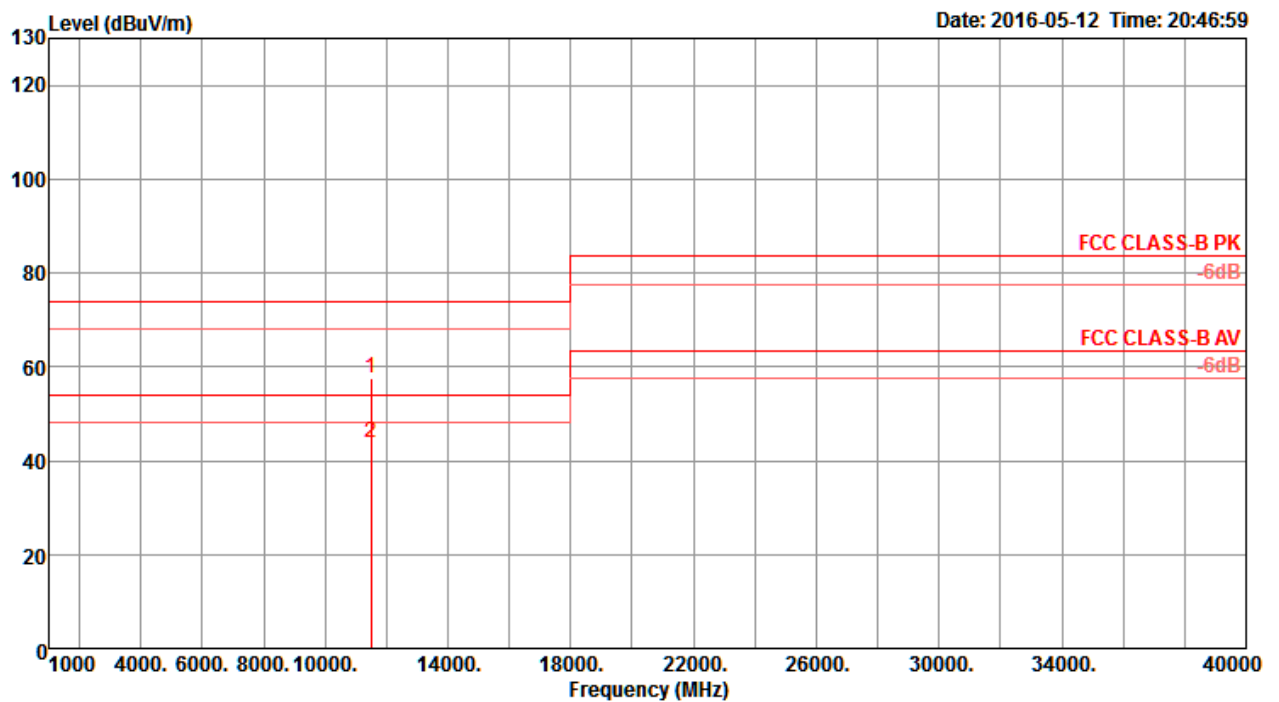
Vertical



	Freq	Level	Limit	Over	Read	CableAntenna	Preamp	T/Pos	A/Pos	Remark	Pol/Phase
	MHz	dBuV/m	dBuV/m	dB	dBuV	dB	dB/m	deg	cm		
1	15712.84	58.62	74.00	-15.38	43.74	11.27	38.42	34.81	309	211 Peak	VERTICAL
2	15722.96	45.40	54.00	-8.60	30.52	11.27	38.42	34.81	309	211 Average	VERTICAL

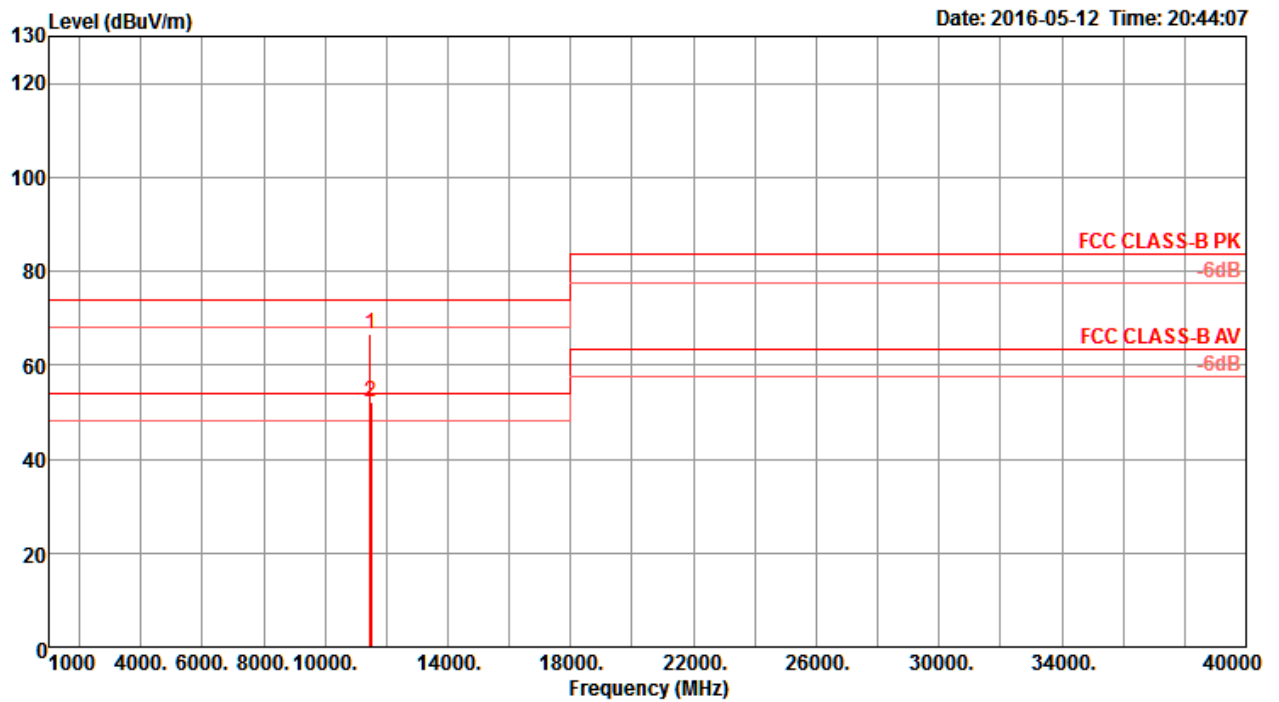
Temperature	22°C	Humidity	56%
Test Engineer	Nyle Chang & Peter Wu & Gary Chu & DK Chang & Eddie Weng & Stim Song & Brain Sun	Configurations	IEEE 802.11ac MCS0/Nss3 VHT20 CH 149 / Chain 1 + Chain 2 + Chain 3 + Chain 4
Test Mode	Mode 2		

Horizontal



	Freq	Level	Limit Line	Over Limit	Read Level	Cable Loss	Antenna Factor	Preamp Factor	T/Pos	A/Pos	Remark	Pol/Phase
	MHz	dBuV/m	dBuV/m	dB	dBuV	dB	dB/m	dB	deg	cm		
1	11483.68	57.61	74.00	-16.39	44.11	9.62	38.50	34.62	144	146	Peak	HORIZONTAL
2	11492.32	43.70	54.00	-10.30	30.20	9.62	38.50	34.62	144	146	Average	HORIZONTAL

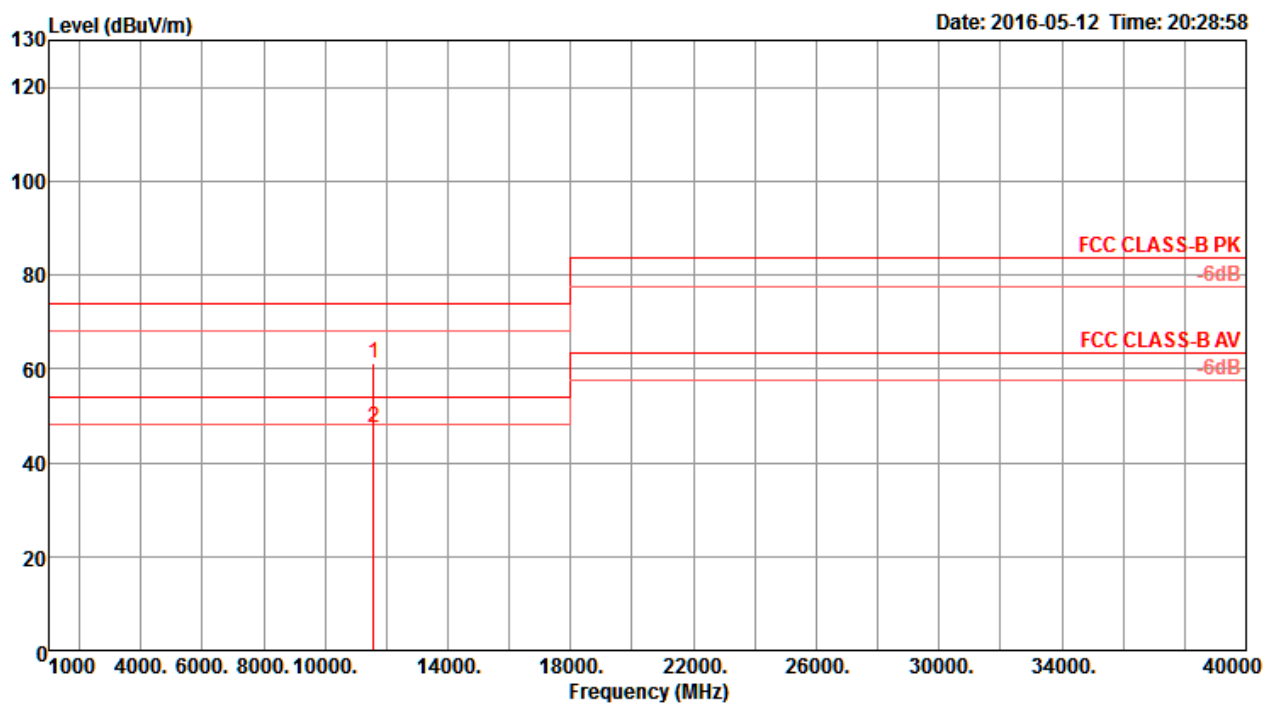
Vertical



	Freq	Level	Limit	Over	Read	CableAntenna	Preamp	T/Pos	A/Pos	Remark	Pol/Phase	
	MHz	dBuV/m	dBuV/m	dB	dBuV	dB	dB/m	dB	deg	cm		
1	11481.04	66.68	74.00	-7.32	53.18	9.62	38.50	34.62	249	214	Peak	VERTICAL
2	11489.32	52.16	54.00	-1.84	38.66	9.62	38.50	34.62	249	214	Average	VERTICAL

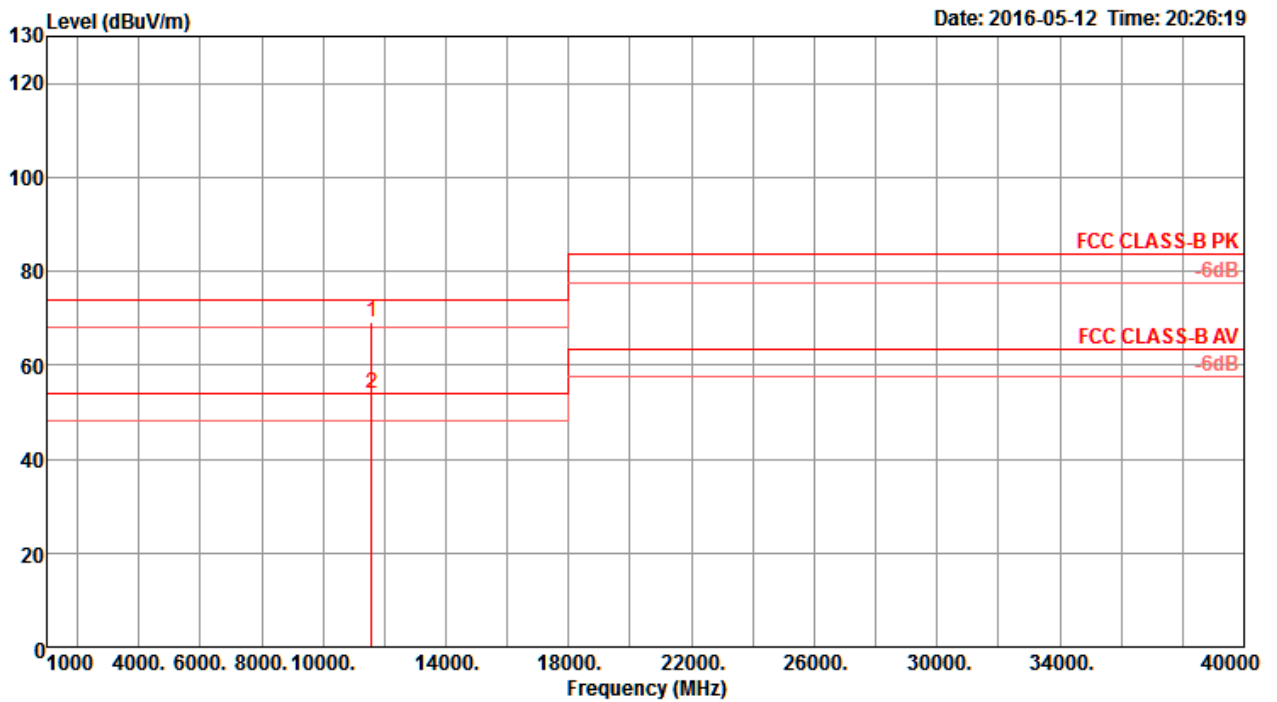
Temperature	22°C	Humidity	56%
Test Engineer	Nyle Chang & Peter Wu & Gary Chu & DK Chang & Eddie Weng & Stim Song & Brain Sun	Configurations	IEEE 802.11ac MCS0/Nss3 VHT20 CH 157 / Chain 1 + Chain 2 + Chain 3 + Chain 4
Test Mode	Mode 2		

Horizontal



	Freq	Level	Limit Line	Over Limit	Read Level	Cable Loss	Antenna Factor	Preamp Factor	T/Pos	A/Pos	Remark	Pol/Phase
	MHz	dBuV/m	dBuV/m	dB	dBuV	dB	dB/m	dB	deg	cm		
1	11566.40	61.06	74.00	-12.94	47.57	9.61	38.53	34.65	35	205	Peak	HORIZONTAL
2	11567.80	47.31	54.00	-6.69	33.82	9.61	38.53	34.65	35	205	Average	HORIZONTAL

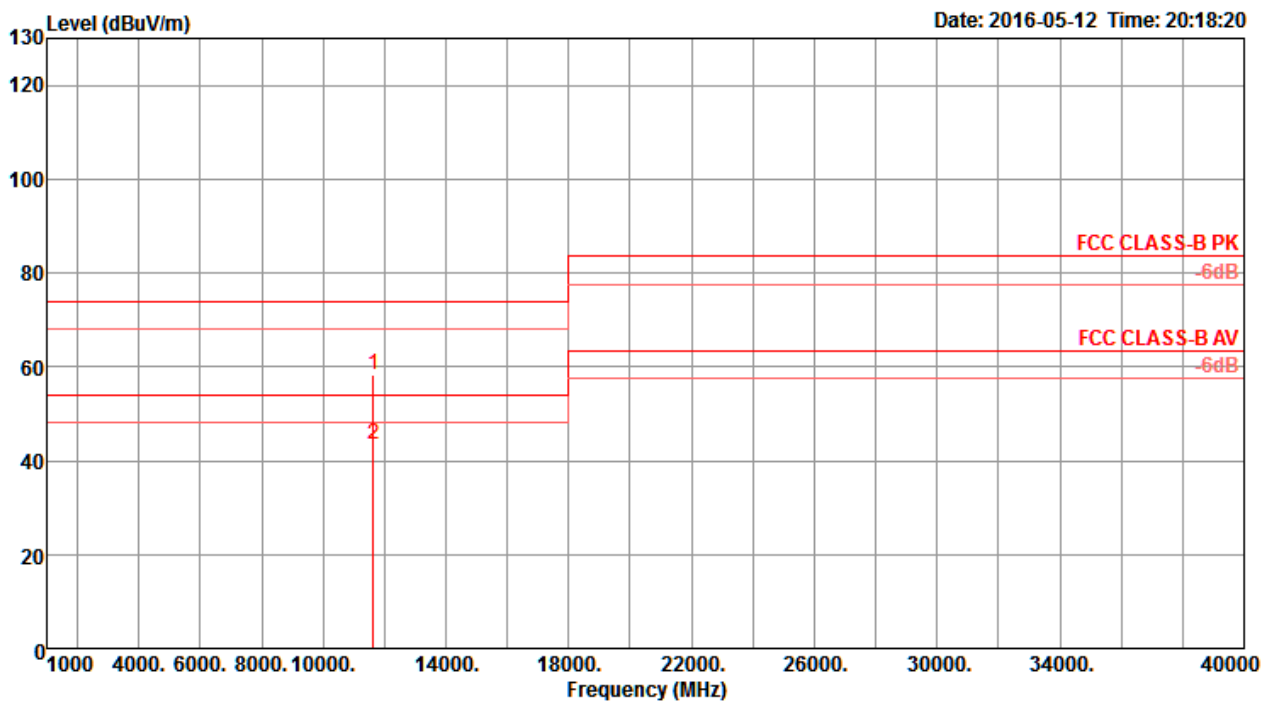
Vertical



	Freq	Level	Limit	Over	Read	CableAntenna	Preamp	T/Pos	A/Pos	Remark	Pol/Phase	
	MHz	dBuV/m	dBuV/m	dB	dBuV	dB	dB/m	dB	deg	cm		
1	11570.00	69.33	74.00	-4.67	55.84	9.61	38.53	34.65	245	213	Peak	VERTICAL
2	11570.72	53.80	54.00	-0.20	40.31	9.61	38.53	34.65	245	213	Average	VERTICAL

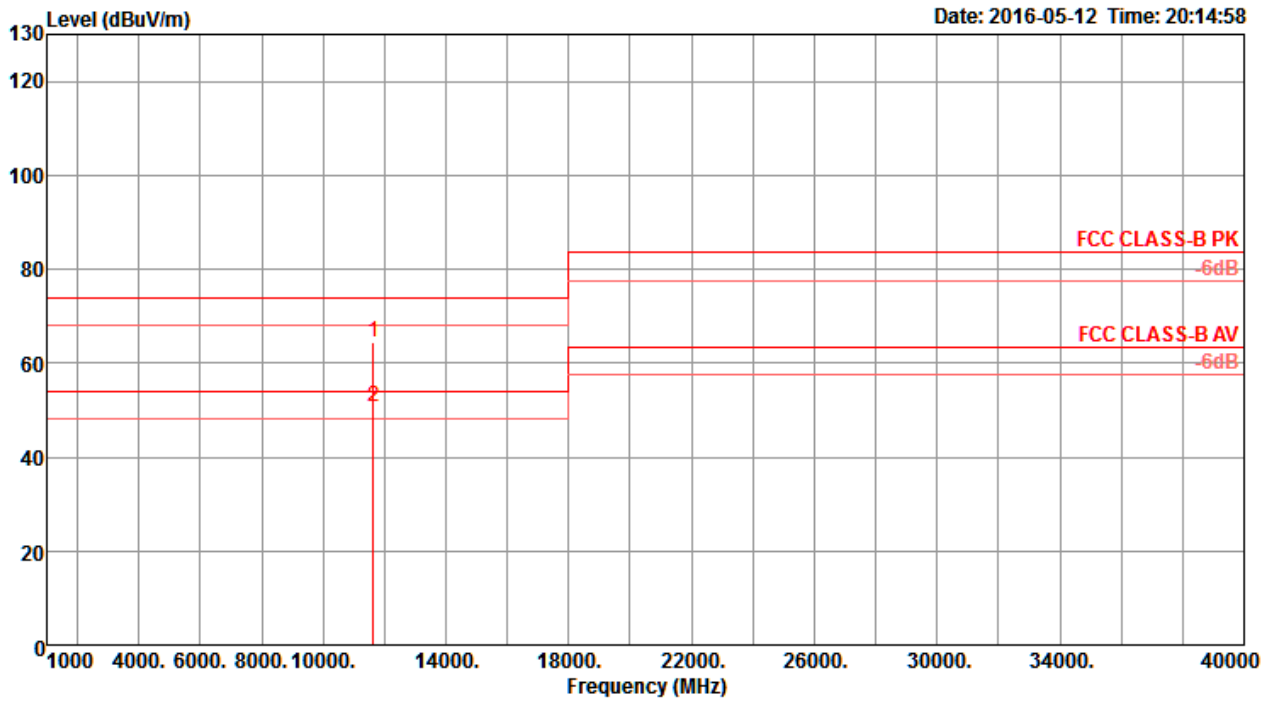
Temperature	22°C	Humidity	56%
Test Engineer	Nyle Chang & Peter Wu & Gary Chu & DK Chang & Eddie Weng & Stim Song & Brain Sun	Configurations	IEEE 802.11ac MCS0/Nss3 VHT20 CH 165 / Chain 1 + Chain 2 + Chain 3 + Chain 4
Test Mode	Mode 2		

Horizontal



	Freq	Level	Limit Line	Over Limit	Read Level	Cable Loss	Antenna Factor	Preamp Factor	T/Pos	A/Pos	Remark	Pol/Phase
	MHz	dBuV/m	dBuV/m	dB	dBuV	dB	dB/m	dB	deg	cm		
1	11646.60	58.27	74.00	-15.73	44.80	9.60	38.55	34.68	135	217	Peak	HORIZONTAL
2	11647.00	43.43	54.00	-10.57	29.96	9.60	38.55	34.68	135	217	Average	HORIZONTAL

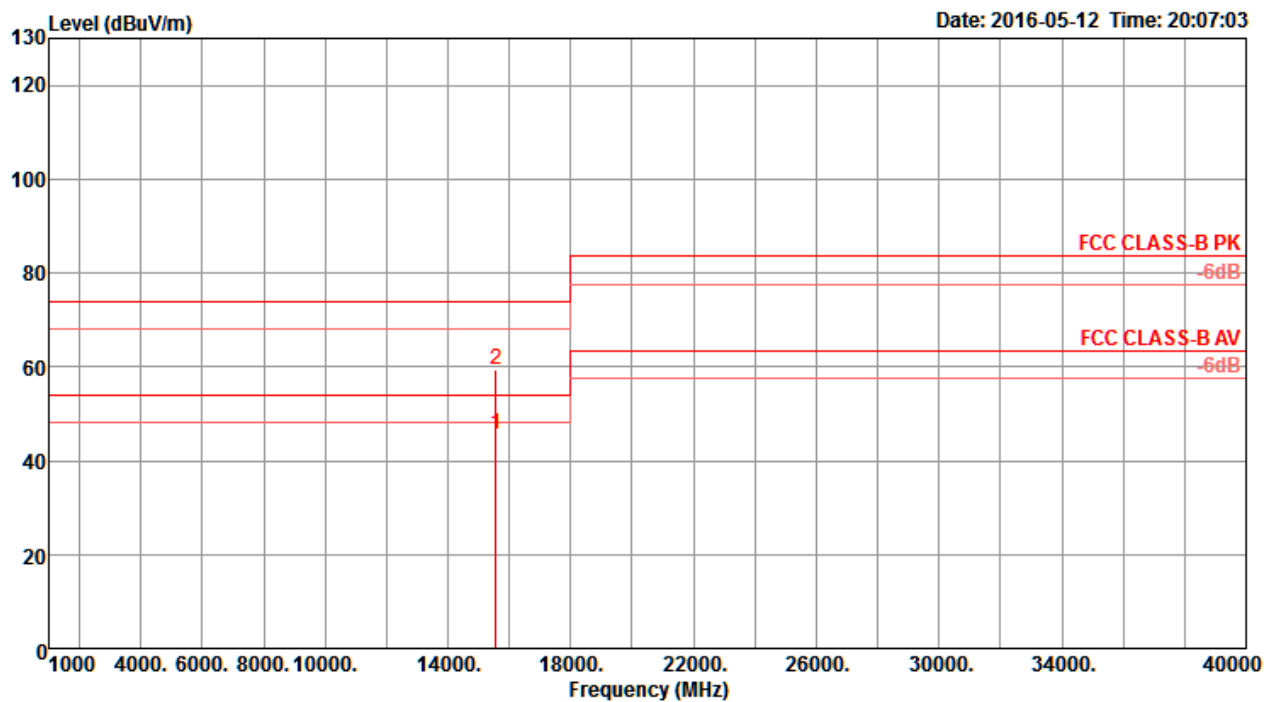
Vertical



	Freq	Level	Limit	Over	Read	CableAntenna	Preamp	T/Pos	A/Pos	Remark	Pol/Phase	
	MHz	dBuV/m	dBuV/m	dB	dBuV	dB	dB/m	deg	cm			
1	11642.76	64.51	74.00	-9.49	51.04	9.60	38.55	34.68	243	204	Peak	VERTICAL
2	11647.84	50.78	54.00	-3.22	37.31	9.60	38.55	34.68	243	204	Average	VERTICAL

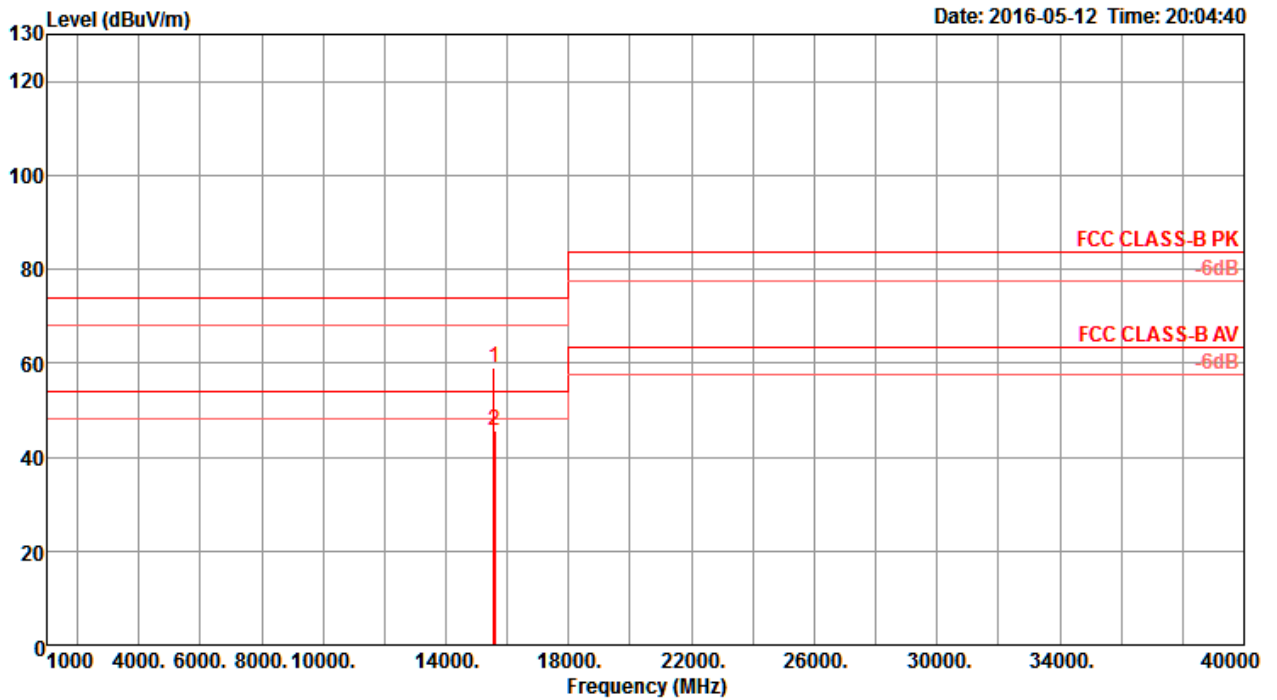
Temperature	22°C	Humidity	56%
Test Engineer	Nyle Chang & Peter Wu & Gary Chu & DK Chang & Eddie Weng & Stim Song & Brain Sun	Configurations	IEEE 802.11ac MCS0/Nss3 VHT40 CH 38 / Chain 1 + Chain 2 + Chain 3 + Chain 4
Test Mode	Mode 2		

Horizontal



	Freq	Level	Limit Line	Over Limit	Read Level	Cable Loss	Antenna Factor	Preamp Factor	T/Pos	A/Pos	Remark	Pol/Phase
	MHz	dBuV/m	dBuV/m	dB	dBuV	dB	dB/m	dB	deg	cm		
1	15550.00	45.56	54.00	-8.44	30.81	11.23	38.16	34.64	30	129	Average	HORIZONTAL
2	15552.08	59.30	74.00	-14.70	44.55	11.23	38.16	34.64	30	129	Peak	HORIZONTAL

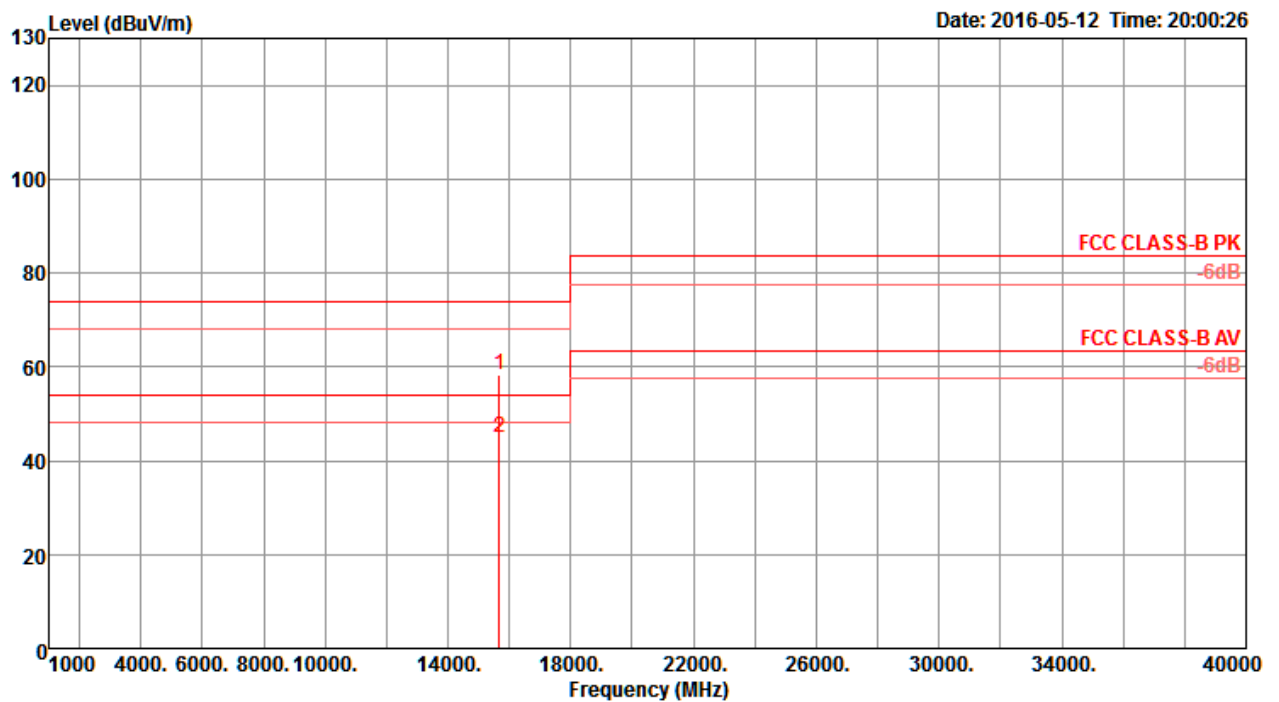
Vertical



	Freq	Level	Limit	Over	Read	CableAntenna	Preamp	T/Pos	A/Pos	Remark	Pol/Phase	
	MHz	dBuV/m	dBuV/m	dB	dBuV	dB	dB/m	deg	cm			
1	15550.96	59.17	74.00	-14.83	44.42	11.23	38.16	34.64	93	271	Peak	VERTICAL
2	15579.84	45.53	54.00	-8.47	30.74	11.24	38.23	34.68	93	271	Average	VERTICAL

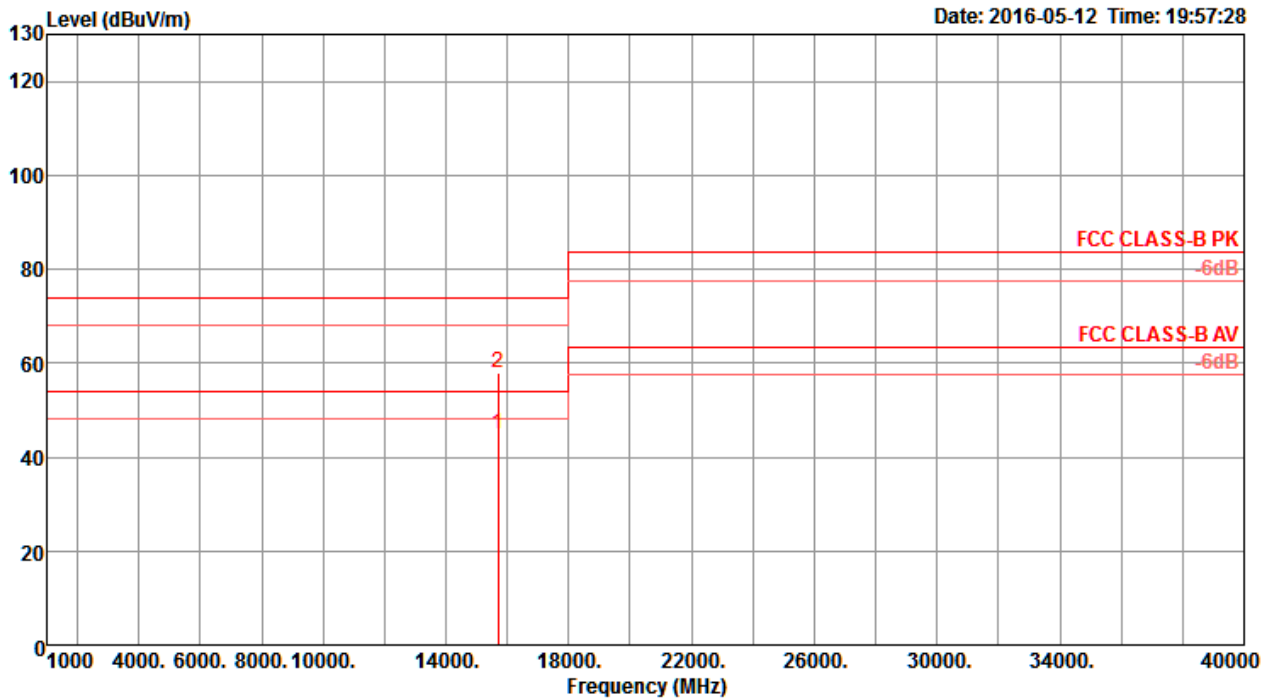
Temperature	22°C	Humidity	56%
Test Engineer	Nyle Chang & Peter Wu & Gary Chu & DK Chang & Eddie Weng & Stim Song & Brain Sun	Configurations	IEEE 802.11ac MCS0/Nss3 VHT40 CH 46 / Chain 1 + Chain 2 + Chain 3 + Chain 4
Test Mode	Mode 2		

Horizontal



	Freq	Level	Limit Line	Over Limit	Read Level	Cable Loss	Antenna Factor	Preamp Factor	T/Pos	A/Pos	Remark	Pol/Phase
	MHz	dBuV/m	dBuV/m	dB	dBuV	dB	dB/m	dB	deg	cm		
1	15672.32	58.40	74.00	-15.60	43.56	11.26	38.35	34.77	358	180	Peak	HORIZONTAL
2	15676.32	44.83	54.00	-9.17	29.99	11.26	38.35	34.77	358	180	Average	HORIZONTAL

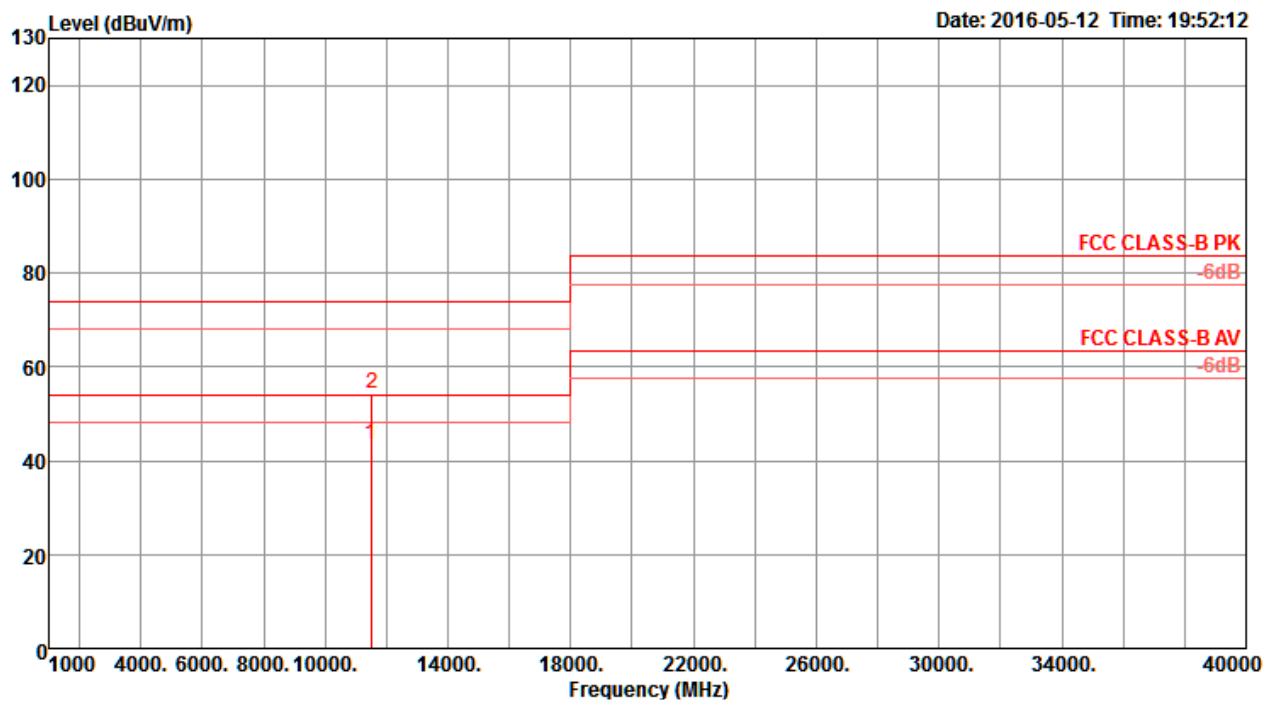
Vertical



	Freq	Level	Limit	Over	Read	CableAntenna	Preamp	T/Pos	A/Pos	Remark	Pol/Phase
	MHz	dBuV/m	dBuV/m	dB	dBuV	dB	dB/m	deg	cm		
1	15691.76	45.02	54.00	-8.98	30.10	11.27	38.42	34.77	208	170 Average	VERTICAL
2	15696.56	58.05	74.00	-15.95	43.13	11.27	38.42	34.77	208	170 Peak	VERTICAL

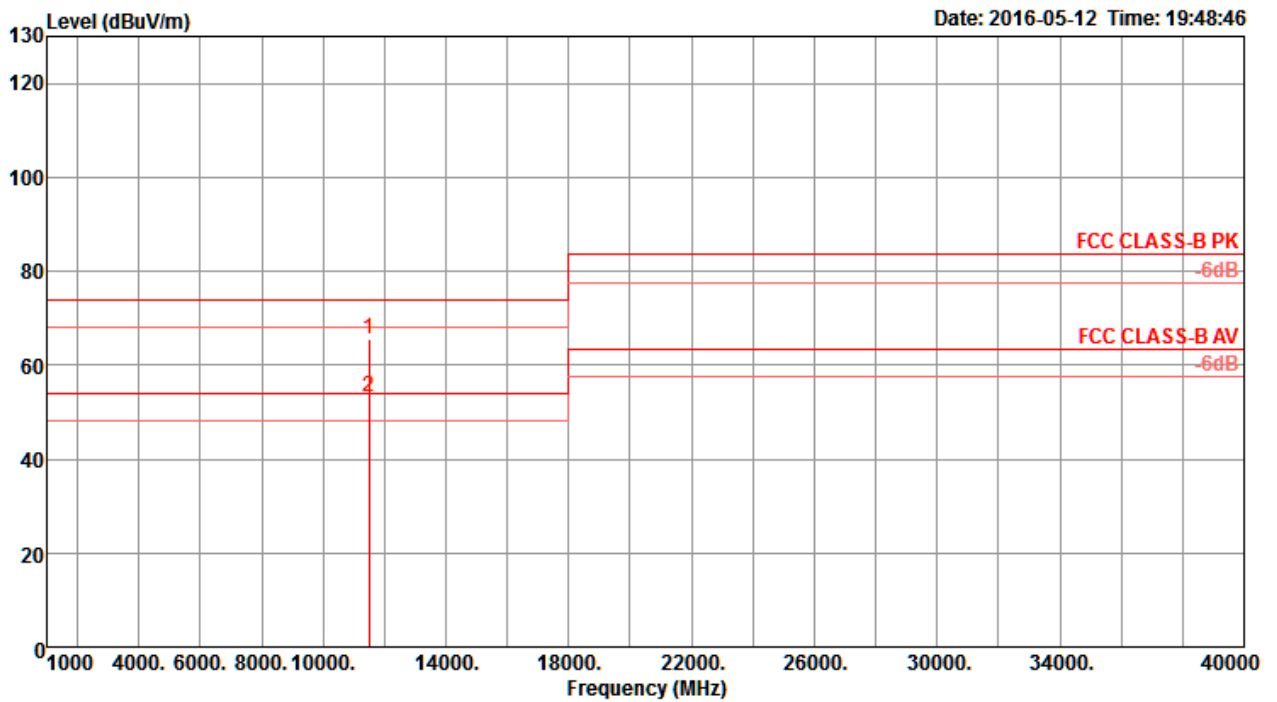
Temperature	22°C	Humidity	56%
Test Engineer	Nyle Chang & Peter Wu & Gary Chu & DK Chang & Eddie Weng & Stim Song & Brain Sun	Configurations	IEEE 802.11ac MCS0/Nss3 VHT40 CH 151 / Chain 1 + Chain 2 + Chain 3 + Chain 4
Test Mode	Mode 2		

Horizontal



	Freq	Level	Limit Line	Over Limit	Read Level	Cable Loss	Antenna Factor	Preamp Factor	T/Pos	A/Pos	Remark	Pol/Phase
	MHz	dBuV/m	dBuV/m	dB	dBuV	dB	dB/m	dB	deg	cm		
1	11505.76	43.61	54.00	-10.39	30.11	9.62	38.50	34.62	123	246	Average	HORIZONTAL
2	11516.64	54.20	74.00	-19.80	40.71	9.62	38.50	34.63	123	246	Peak	HORIZONTAL

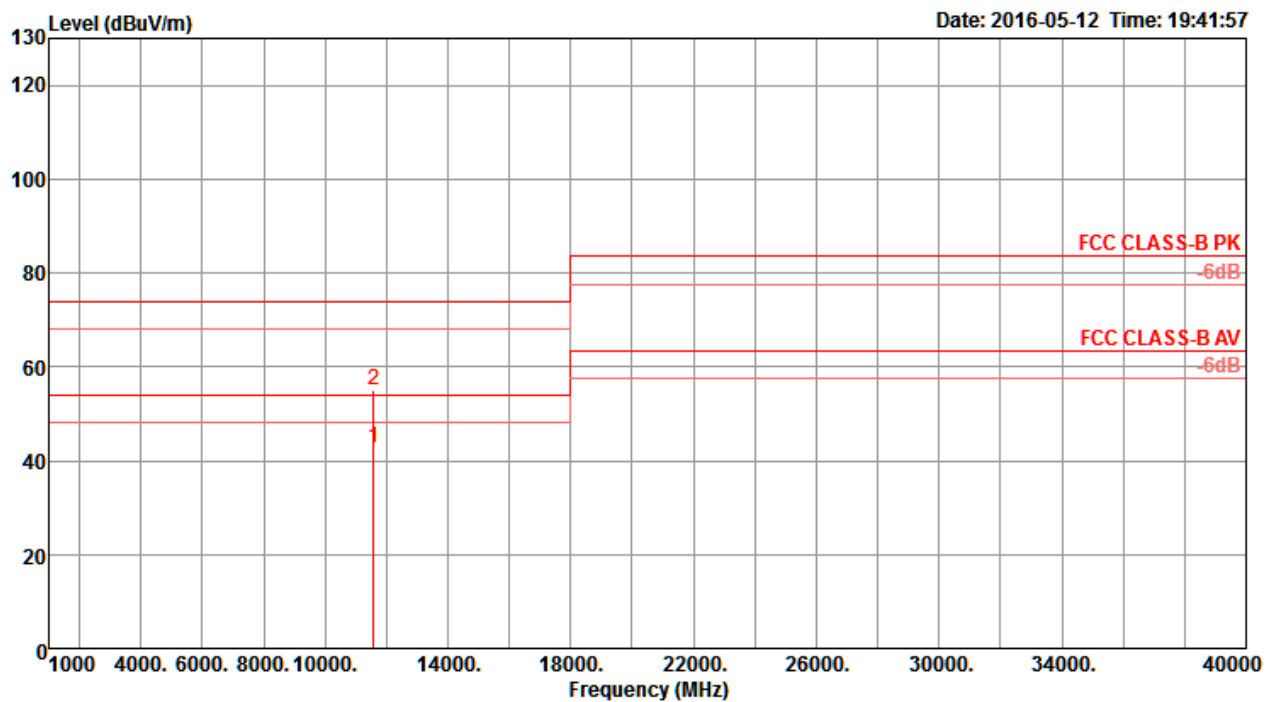
Vertical



	Freq	Level	Limit	Over	Read	CableAntenna	Preamp	T/Pos	A/Pos	Remark	Pol/Phase	
	MHz	dBuV/m	dBuV/m	dB	dBuV	dB	dB/m	dB	deg	cm		
1	11501.92	65.70	74.00	-8.30	52.20	9.62	38.50	34.62	245	216	Peak	VERTICAL
2	11503.52	53.27	54.00	-0.73	39.77	9.62	38.50	34.62	245	216	Average	VERTICAL

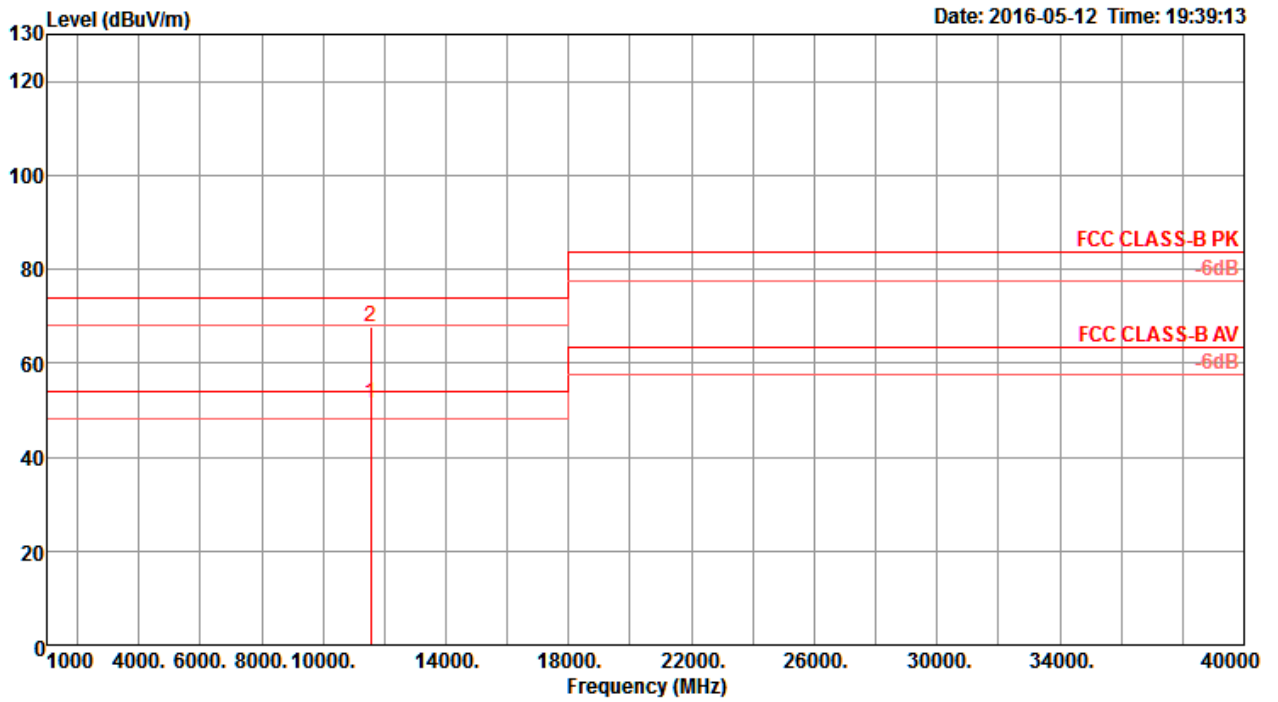
Temperature	22°C	Humidity	56%
Test Engineer	Nyle Chang & Peter Wu & Gary Chu & DK Chang & Eddie Weng & Stim Song & Brain Sun	Configurations	IEEE 802.11ac MCS0/Nss3 VHT40 CH 159 / Chain 1 + Chain 2 + Chain 3 + Chain 4
Test Mode	Mode 2		

Horizontal



	Freq	Level	Limit Line	Over Limit	Read Level	CableAntenna Loss	Preamp Factor	T/Pos	A/Pos	Remark	Pol/Phase
	MHz	dBuV/m	dBuV/m	dB	dBuV	dB	dB/m	dB	deg	cm	
1	11582.00	42.73	54.00	-11.27	29.24	9.61	38.53	34.65	141	246 Average	HORIZONTAL
2	11585.92	55.16	74.00	-18.84	41.68	9.60	38.54	34.66	141	246 Peak	HORIZONTAL

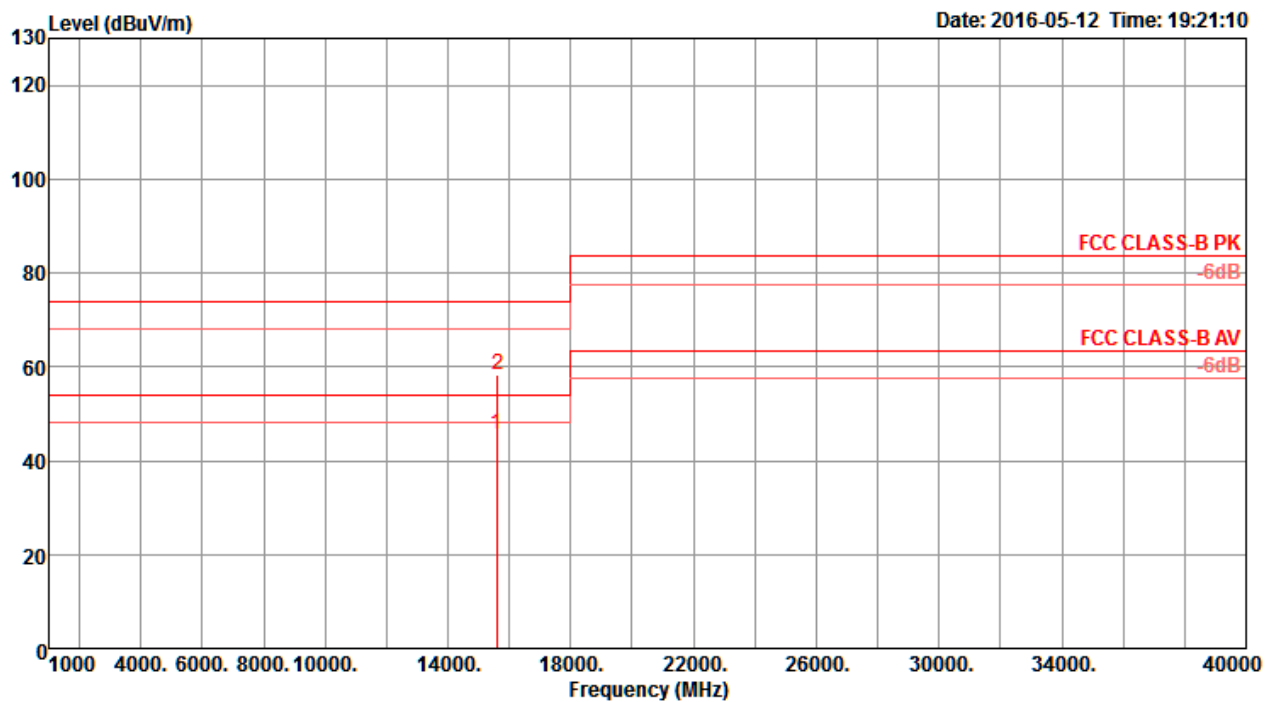
Vertical



	Freq	Level	Limit	Over	Read	CableAntenna	Preamp	T/Pos	A/Pos	Remark	Pol/Phase
	MHz	dBuV/m	dBuV/m	dB	dBuV	dB	dB/m	dB	deg	cm	
1	11560.80	51.48	54.00	-2.52	37.99	9.61	38.53	34.65	245	209 Average	VERTICAL
2	11563.80	67.62	74.00	-6.38	54.13	9.61	38.53	34.65	245	209 Peak	VERTICAL

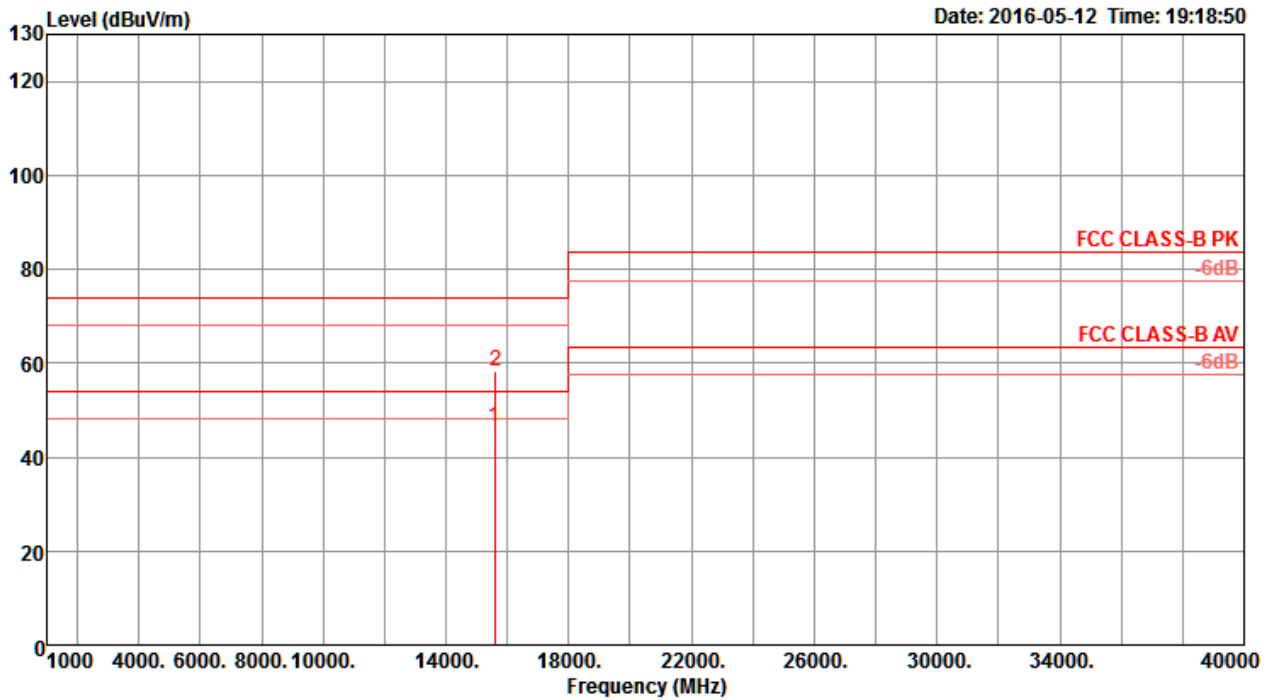
Temperature	22°C	Humidity	56%
Test Engineer	Nyle Chang & Peter Wu & Gary Chu & DK Chang & Eddie Weng & Stim Song & Brain Sun	Configurations	IEEE 802.11ac MCS0/Nss3 VHT80 CH 42 / Chain 1 + Chain 2 + Chain 3 + Chain 4
Test Mode	Mode 2		

Horizontal



	Freq	Level	Limit Line	Over Limit	Read Level	CableAntenna Loss	Preamp Factor	T/Pos	A/Pos	Remark	Pol/Phase
	MHz	dBuV/m	dBuV/m	dB	dBuV	dB	dB/m	dB	deg	cm	
1	15590.00	45.79	54.00	-8.21	31.00	11.24	38.23	34.68	113	153 Average	HORIZONTAL
2	15607.60	58.31	74.00	-15.69	43.45	11.25	38.29	34.68	113	153 Peak	HORIZONTAL

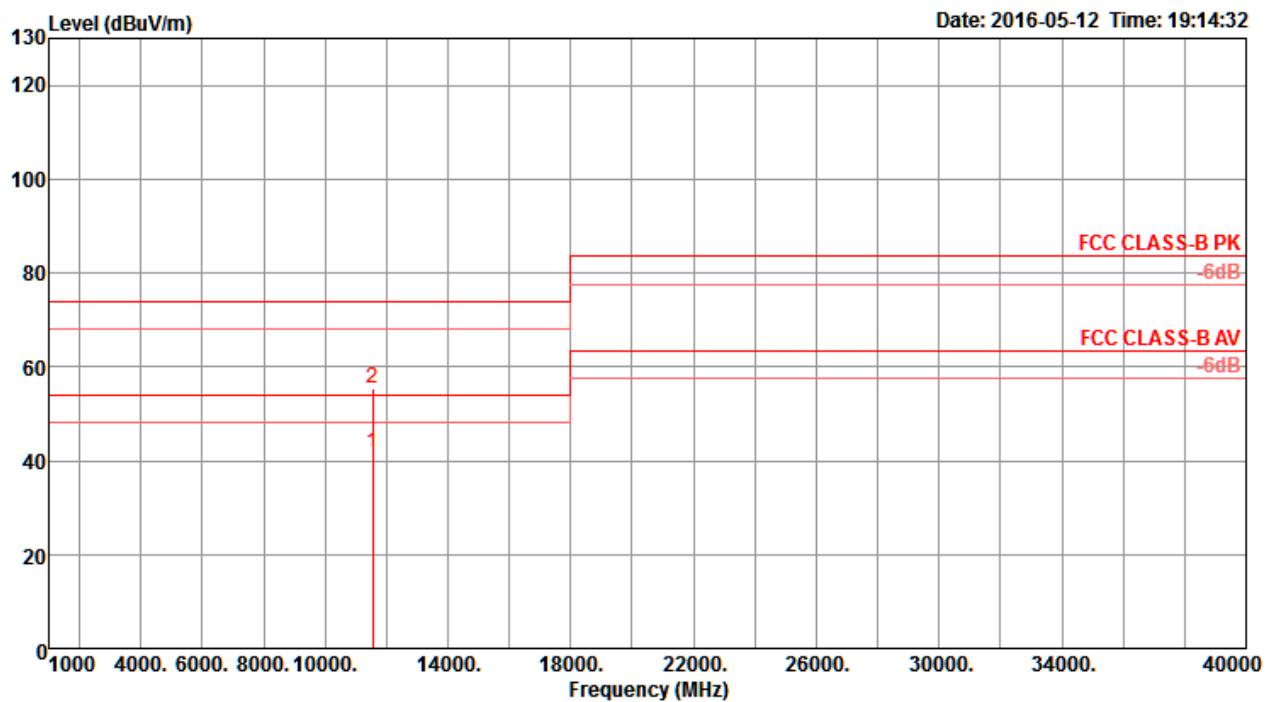
Vertical



	Freq	Level	Limit	Over	Read	CableAntenna	Preamp	T/Pos	A/Pos	Remark	Pol/Phase
	MHz	dBuV/m	dBuV/m	dB	dBuV	dB	dB/m	deg	cm		
1	15595.44	46.17	54.00	-7.83	31.38	11.24	38.23	34.68	345	194 Average	VERTICAL
2	15620.72	58.28	74.00	-15.72	43.47	11.25	38.29	34.73	345	194 Peak	VERTICAL

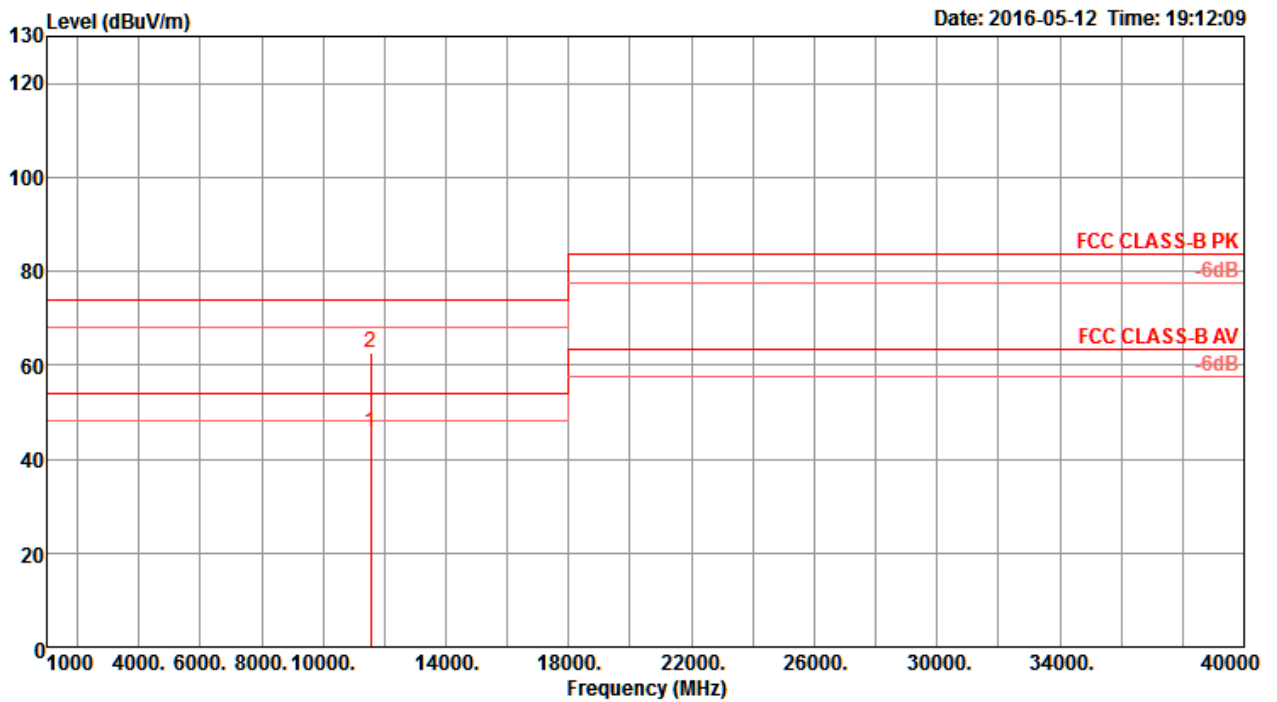
Temperature	22°C	Humidity	56%
Test Engineer	Nyle Chang & Peter Wu & Gary Chu & DK Chang & Eddie Weng & Stim Song & Brain Sun	Configurations	IEEE 802.11ac MCS0/Nss3 VHT80 CH 155 / Chain 1 + Chain 2 + Chain 3 + Chain 4
Test Mode	Mode 2		

Horizontal



	Freq	Level	Limit Line	Over Limit	Read Level	Cable Loss	Antenna Factor	Preamp Factor	T/Pos	A/Pos	Remark	Pol/Phase
	MHz	dBuV/m	dBuV/m	dB	dBuV	dB	dB/m	dB	deg	cm		
1	11541.52	41.69	54.00	-12.31	28.20	9.61	38.51	34.63	51	254	Average	HORIZONTAL
2	11543.76	55.36	74.00	-18.64	41.87	9.61	38.51	34.63	51	254	Peak	HORIZONTAL

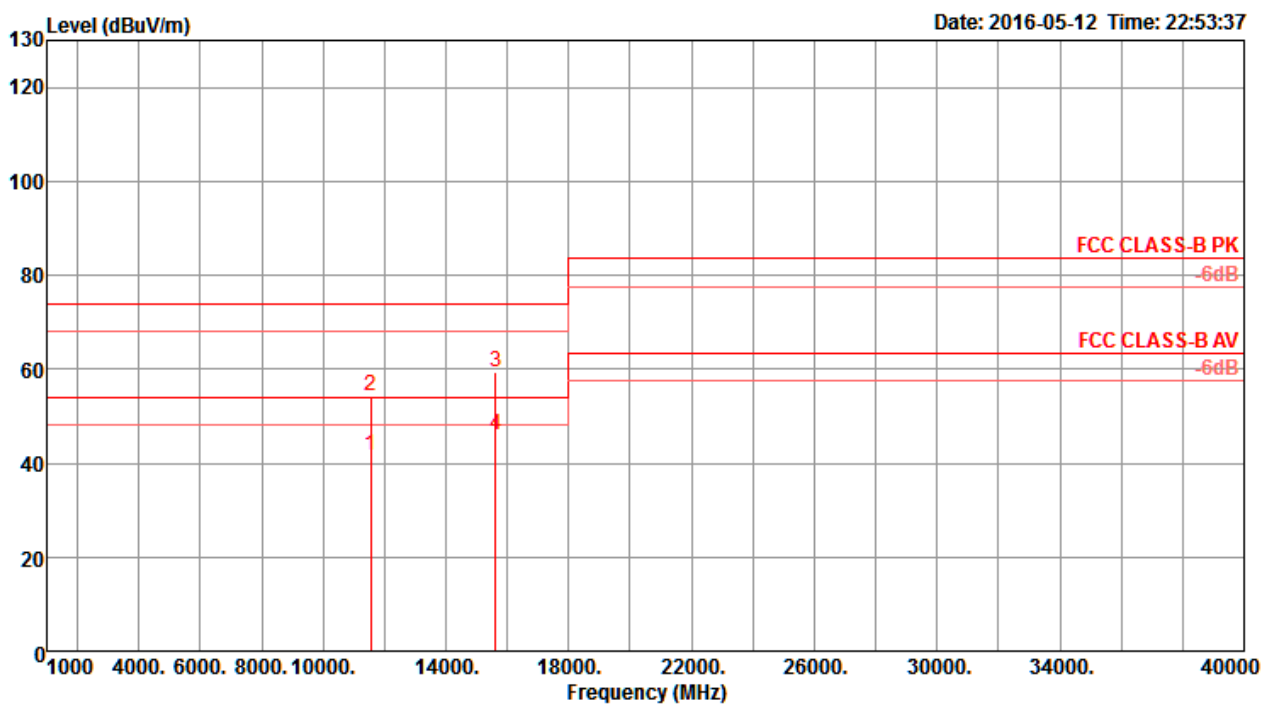
Vertical



	Freq	Level	Limit	Over	Read	CableAntenna	Preamp	T/Pos	A/Pos	Remark	Pol/Phase
	MHz	dBuV/m	dBuV/m	dB	dBuV	dB	dB/m	deg	cm		
1	11563.76	45.74	54.00	-8.26	32.25	9.61	38.53	34.65	248	192 Average	VERTICAL
2	11564.56	62.75	74.00	-11.25	49.26	9.61	38.53	34.65	248	192 Peak	VERTICAL

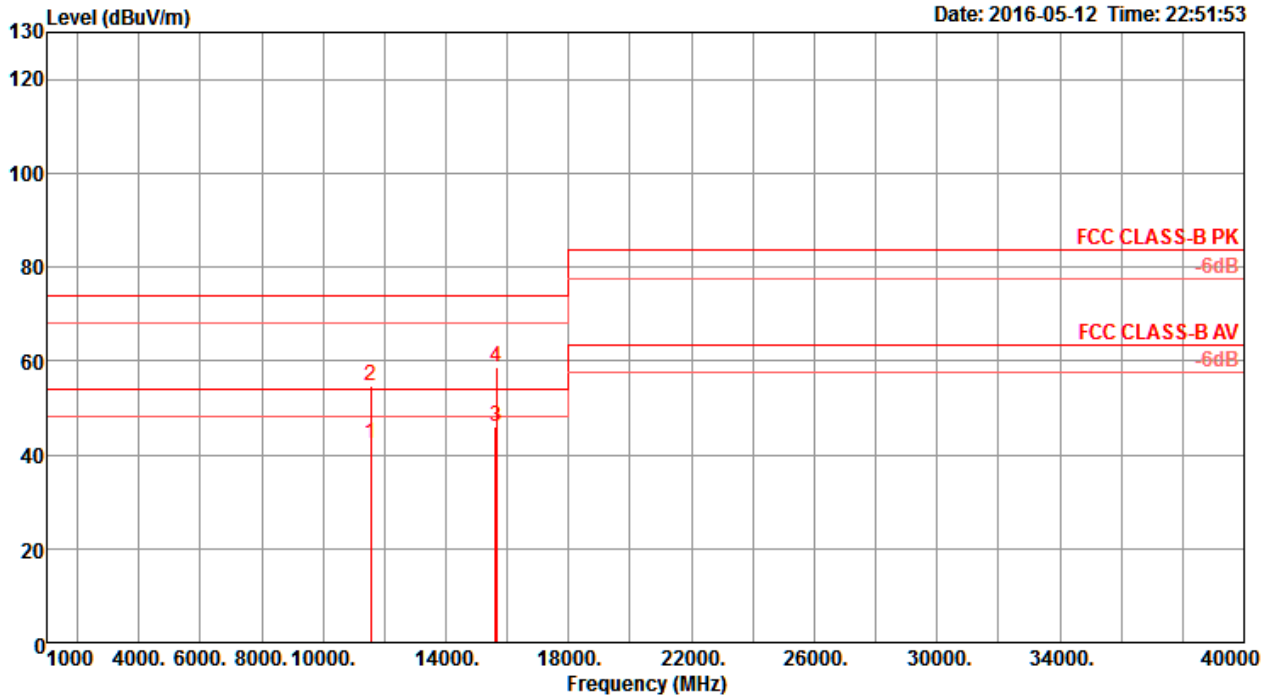
Temperature	22°C	Humidity	56%
Test Engineer	Nyle Chang & Peter Wu & Gary Chu & DK Chang & Eddie Weng & Stim Song & Brain Sun	Configurations	IEEE 802.11ac MCS0/Nss2 VHT80+80 Type 1 / CH 42+155 / Chain 1 + Chain 2 + Chain 3 + Chain 4
Test Mode	Mode 2		

Horizontal



	Freq	Level	Limit	Over	Read	CableAntenna	Preamp	T/Pos	A/Pos	Remark	Pol/Phase
	MHz	dBuV/m	dBuV/m	dB	dBuV	dB	dB/m	deg	cm		
1	11541.36	41.76	54.00	-12.24	28.27	9.61	38.51	34.63	79	246 Average	HORIZONTAL
2	11549.24	54.30	74.00	-19.70	40.83	9.61	38.51	34.65	79	246 Peak	HORIZONTAL
3	15622.28	59.26	74.00	-14.74	44.45	11.25	38.29	34.73	307	141 Peak	HORIZONTAL
4	15626.64	45.82	54.00	-8.18	31.01	11.25	38.29	34.73	307	141 Average	HORIZONTAL

Vertical

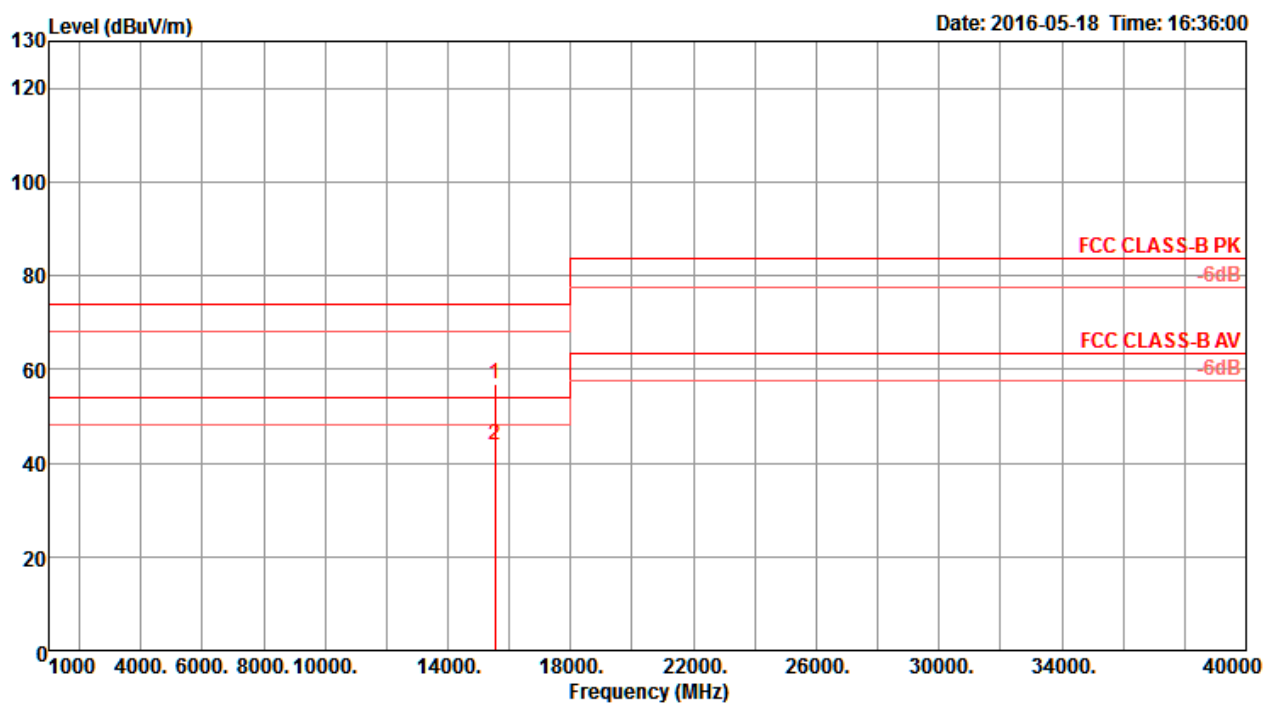


	Freq	Level	Limit	Over	Read	CableAntenna	Preamp	T/Pos	A/Pos	Remark	Pol/Phase
	MHz	dBuV/m	dBuV/m	dB	dBuV	dB	dB/m	dB	deg	cm	
1	11549.60	42.23	54.00	-11.77	28.76	9.61	38.51	34.65	259	246 Average	VERTICAL
2	11554.84	54.69	74.00	-19.31	41.20	9.61	38.53	34.65	259	246 Peak	VERTICAL
3	15629.60	45.84	54.00	-8.16	31.03	11.25	38.29	34.73	23	232 Average	VERTICAL
4	15634.28	58.58	74.00	-15.42	43.77	11.25	38.29	34.73	23	232 Peak	VERTICAL



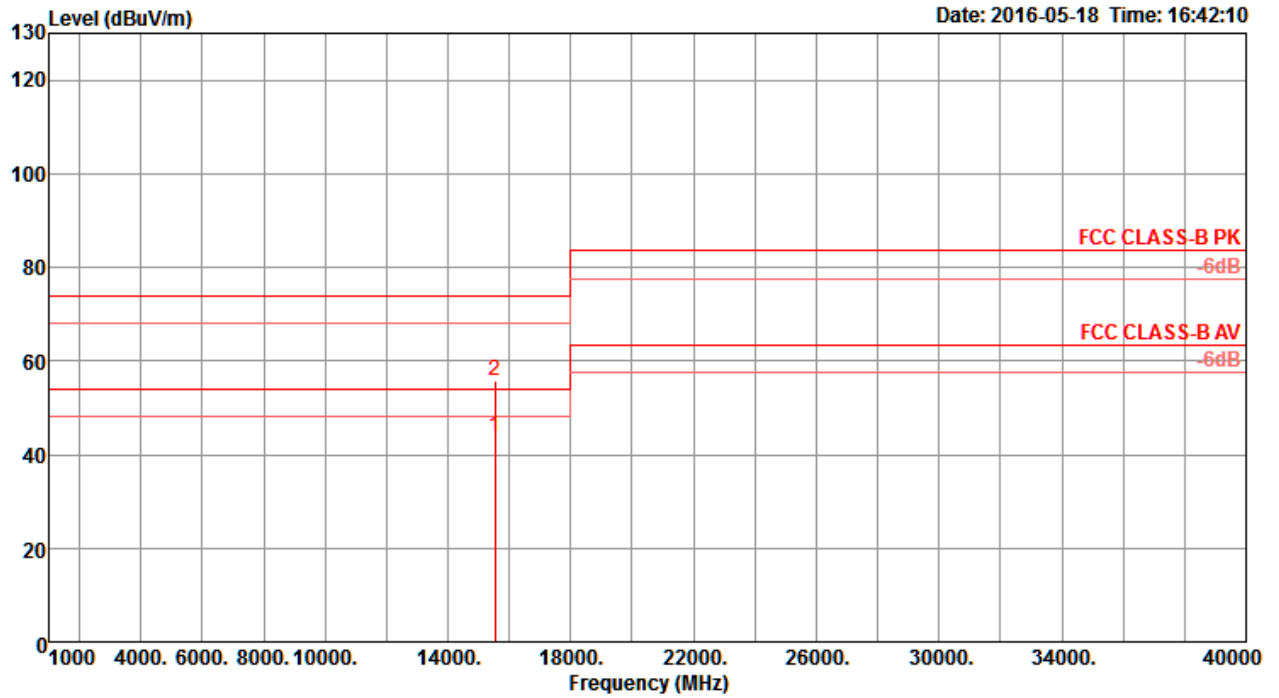
Temperature	22°C	Humidity	56%
Test Engineer	Nyle Chang & Peter Wu & Gary Chu & DK Chang & Eddie Weng & Stim Song & Brain Sun	Configurations	IEEE 802.11ac MCS0/Nss1 VHT20 CH 36 / Chain 1 + Chain 2 + Chain 3 + Chain 4
Test Mode	Mode 3		

Horizontal



	Freq	Level	Limit	Over	Read	Cable	Antenna	Preamp	T/Pos	A/Pos	Remark	Pol/Phase
	MHz	dBuV/m	dBuV/m	dB	dBuV	dB	dB/m	dB	deg	cm		
1	15531.28	56.75	74.00	-17.25	42.00	11.23	38.16	34.64	234	135	Peak	HORIZONTAL
2	15536.35	43.67	54.00	-10.33	28.92	11.23	38.16	34.64	234	135	Average	HORIZONTAL

Vertical

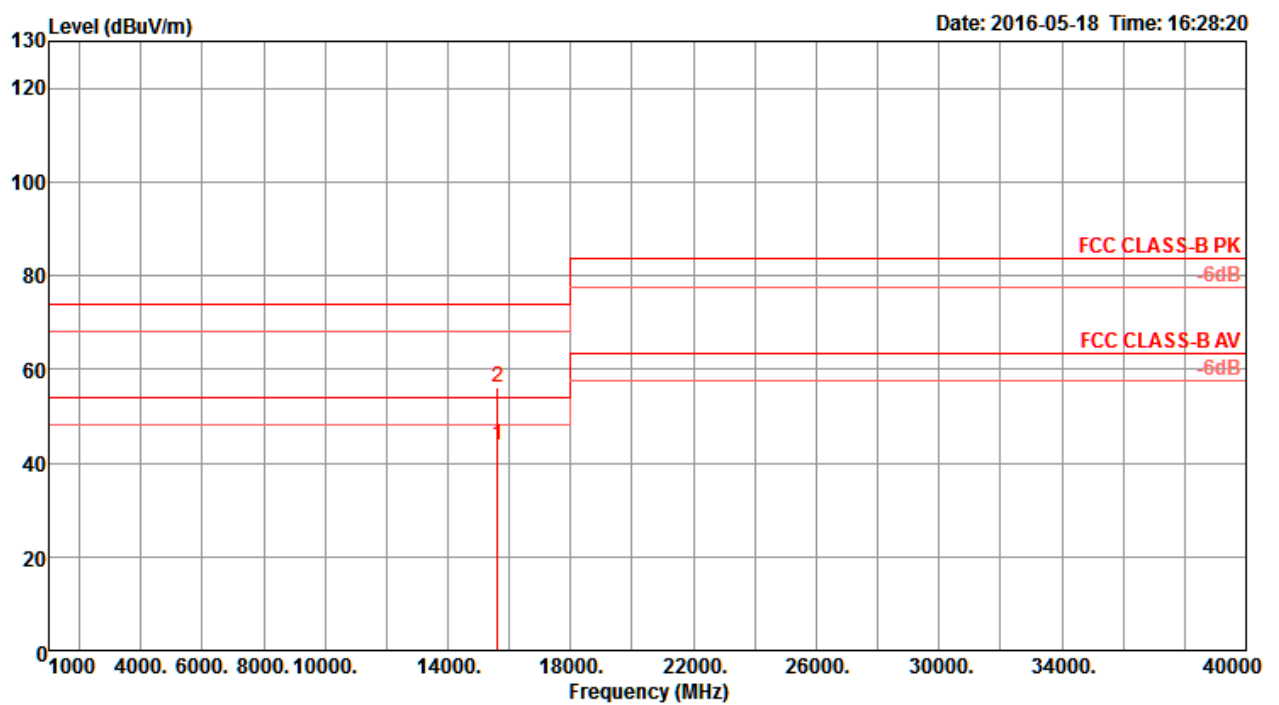


	Freq	Level	Limit	Over	Read	CableAntenna	Preamp	T/Pos	A/Pos	Remark	Pol/Phase
	MHz	dBuV/m	dBuV/m	dB	dBuV	dB	dB/m	deg	cm		
1	15539.94	43.86	54.00	-10.14	29.11	11.23	38.16	34.64	175	202 Average	VERTICAL
2	15548.37	55.74	74.00	-18.26	40.99	11.23	38.16	34.64	175	202 Peak	VERTICAL



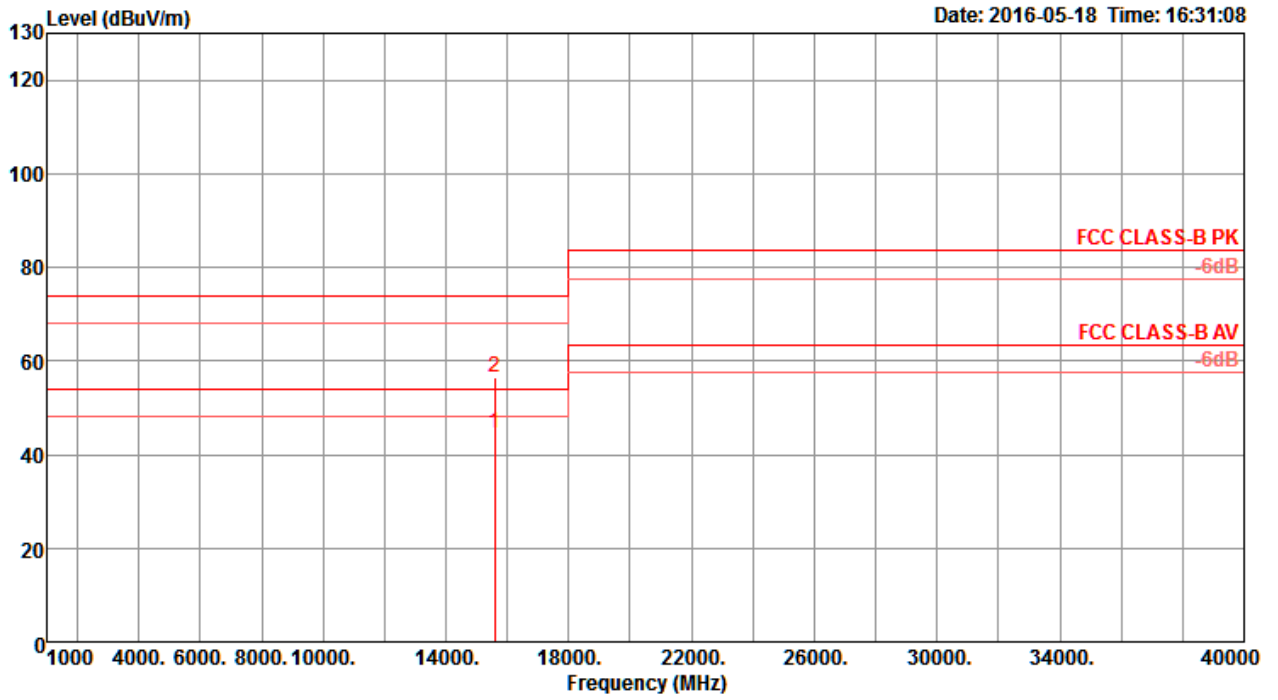
Temperature	22°C	Humidity	56%
Test Engineer	Nyle Chang & Peter Wu & Gary Chu & DK Chang & Eddie Weng & Stim Song & Brain Sun	Configurations	IEEE 802.11ac MCS0/Nss1 VHT20 CH 40 / Chain 1 + Chain 2 + Chain 3 + Chain 4
Test Mode	Mode 3		

Horizontal



	Freq	Level	Limit	Over	Read	Cable	Antenna	Preamp	T/Pos	A/Pos	Remark	Pol/Phase
	MHz	dBuV/m	dBuV/m	dB	dBuV	dB	dB/m	dB	deg	cm		
1	15605.87	43.66	54.00	-10.34	28.80	11.25	38.29	34.68	268	146	Average	HORIZONTAL
2	15608.17	56.01	74.00	-17.99	41.15	11.25	38.29	34.68	268	146	Peak	HORIZONTAL

Vertical

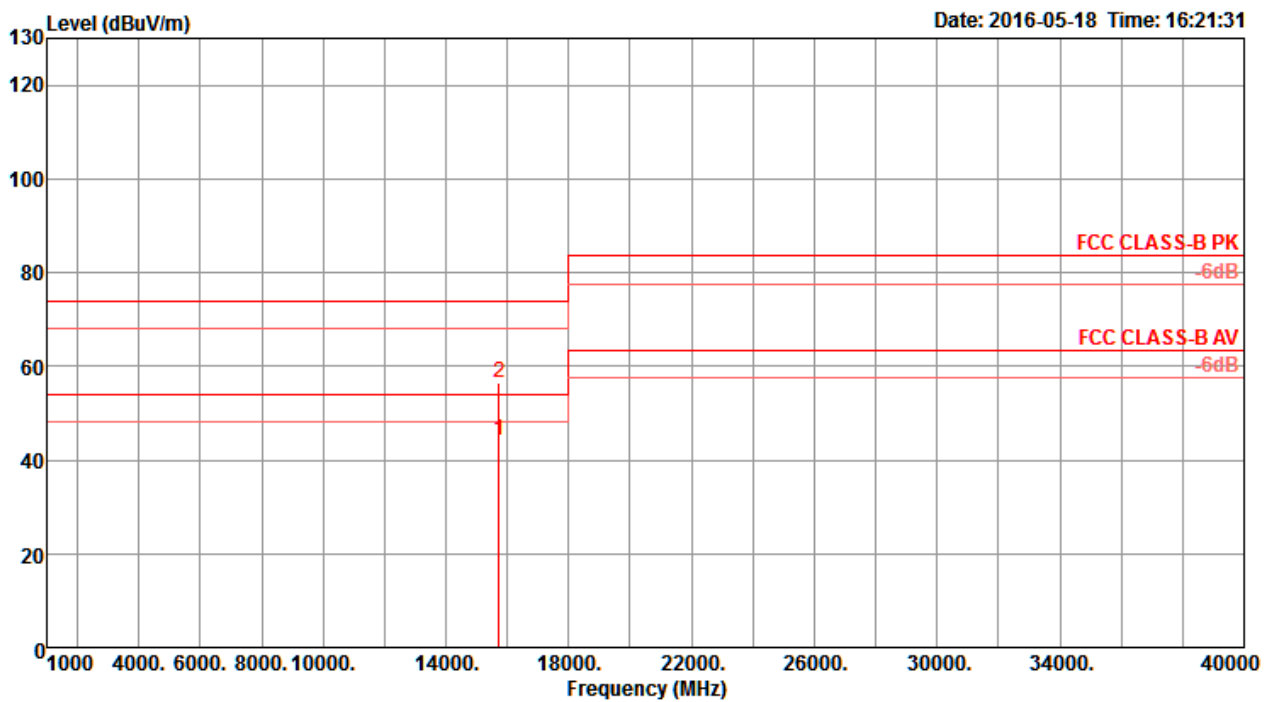


	Freq	Level	Limit	Over	Read	CableAntenna	Preamp	T/Pos	A/Pos	Remark	Pol/Phase	
	MHz	dBuV/m	dBuV/m	dB	dBuV	dB	dB/m	dB	deg	cm		
1	15600.26	44.59	54.00	-9.41	29.80	11.24	38.23	34.68	127	163	Average	VERTICAL
2	15600.80	56.59	74.00	-17.41	41.73	11.25	38.29	34.68	127	163	Peak	VERTICAL



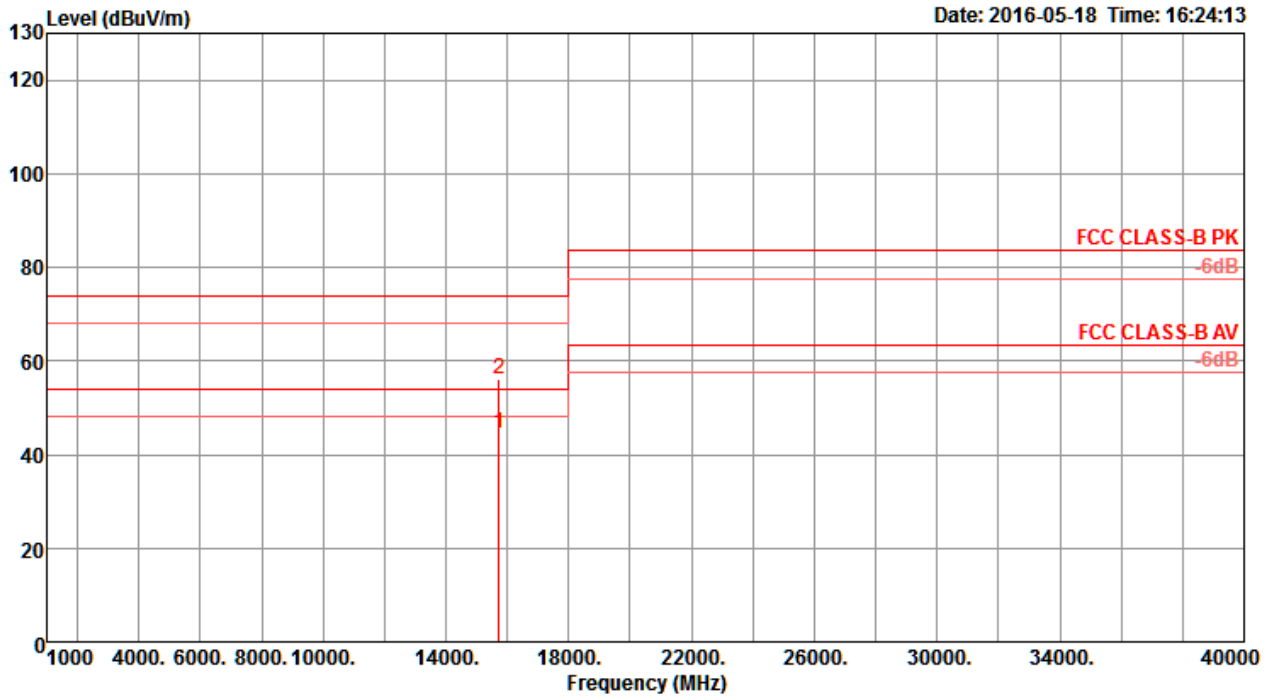
Temperature	22°C	Humidity	56%
Test Engineer	Nyle Chang & Peter Wu & Gary Chu & DK Chang & Eddie Weng & Stim Song & Brain Sun	Configurations	IEEE 802.11ac MCS0/Nss1 VHT20 CH 48 / Chain 1 + Chain 2 + Chain 3 + Chain 4
Test Mode	Mode 3		

Horizontal



	Freq	Level	Limit Line	Over Limit	Read Level	Cable Loss	Antenna Factor	Preamp Factor	T/Pos	A/Pos	Remark	Pol/Phase
	MHz	dBuV/m	dBuV/m	dB	dBuV	dB	dB/m	dB	deg	cm		
1	15717.82	44.16	54.00	-9.84	29.28	11.27	38.42	34.81	296	276	Average	HORIZONTAL
2	15721.96	56.43	74.00	-17.57	41.55	11.27	38.42	34.81	296	276	Peak	HORIZONTAL

Vertical

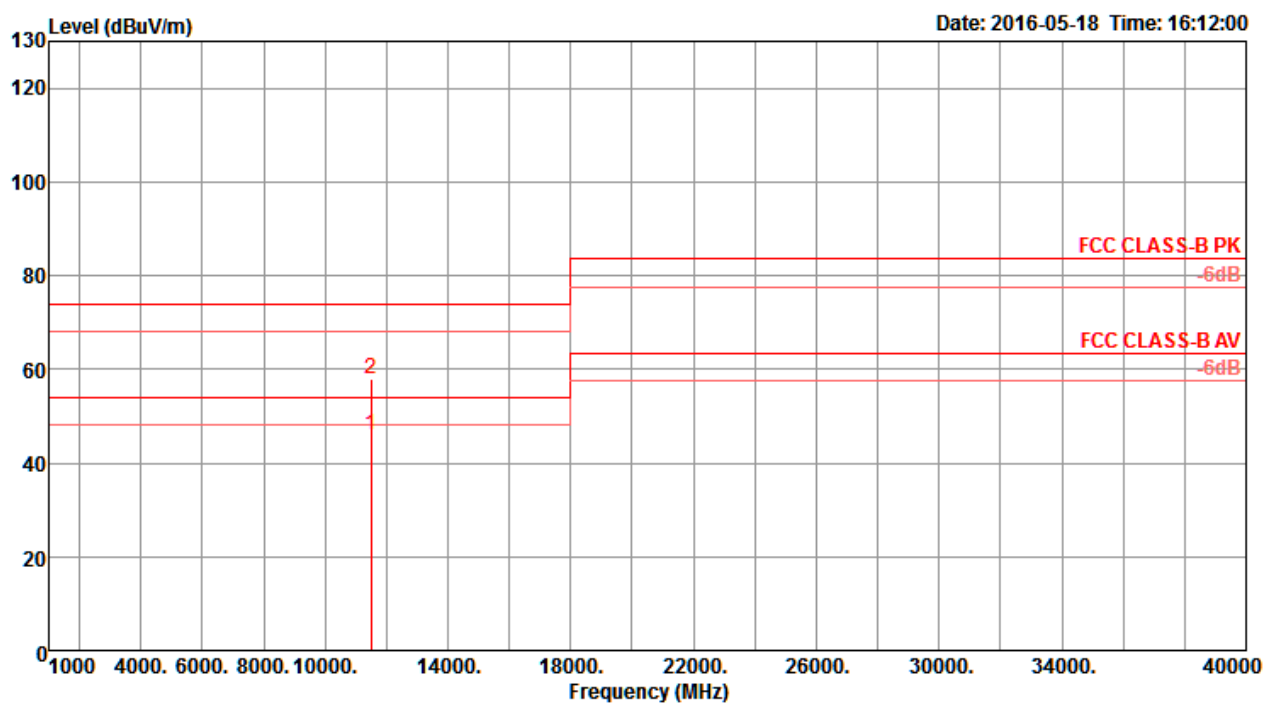


	Freq	Level	Limit	Over	Read	CableAntenna	Preamp	T/Pos	A/Pos	Remark	Pol/Phase
	MHz	dBuV/m	dBuV/m	dB	dBuV	dB	dB/m	dB	deg	cm	
1	15722.82	44.53	54.00	-9.47	29.65	11.27	38.42	34.81	189	128 Average	VERTICAL
2	15723.69	56.27	74.00	-17.73	41.39	11.27	38.42	34.81	189	128 Peak	VERTICAL



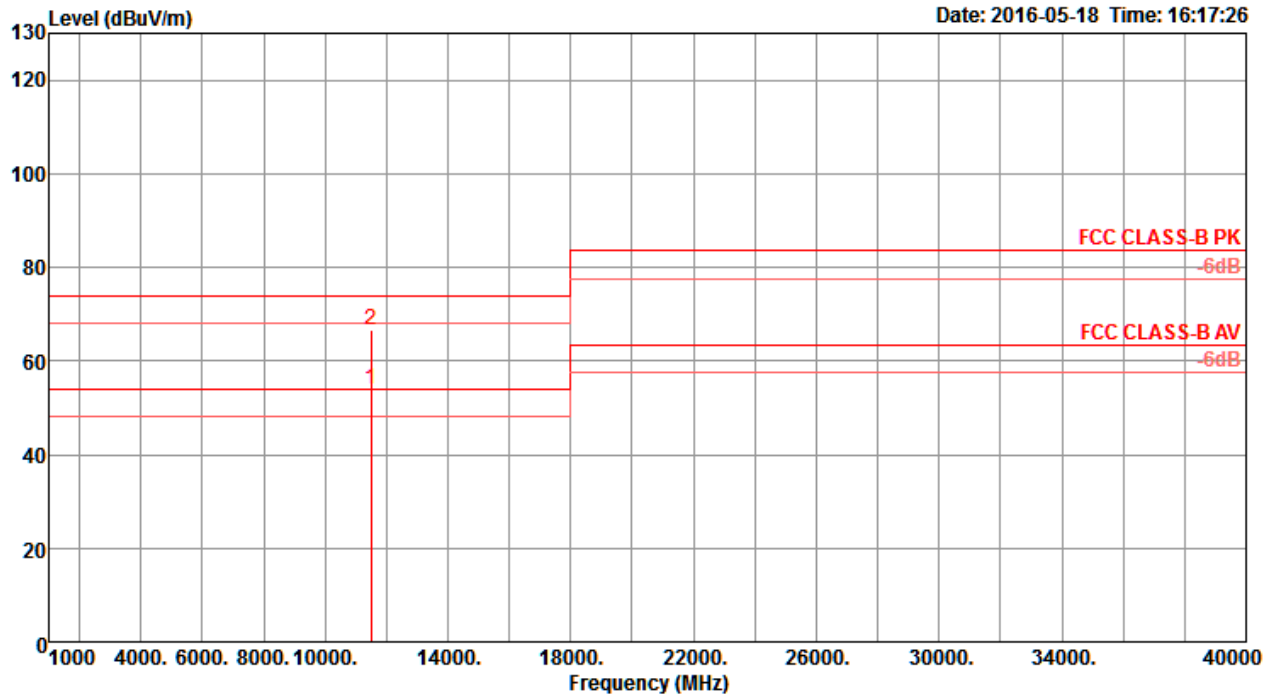
Temperature	22°C	Humidity	56%
Test Engineer	Nyle Chang & Peter Wu & Gary Chu & DK Chang & Eddie Weng & Stim Song & Brain Sun	Configurations	IEEE 802.11ac MCS0/Nss1 VHT20 CH 149 / Chain 1 + Chain 2 + Chain 3 + Chain 4
Test Mode	Mode 3		

Horizontal



	Freq	Level	Limit Line	Over Limit	Read Level	Cable Loss	Antenna Factor	Preamp Factor	T/Pos	A/Pos	Remark	Pol/Phase
	MHz	dBuV/m	dBuV/m	dB	dBuV	dB	dB/m	dB	deg	cm		
1	11491.35	46.04	54.00	-7.96	32.54	9.62	38.50	34.62	148	242	Average	HORIZONTAL
2	11491.47	57.79	74.00	-16.21	44.29	9.62	38.50	34.62	148	242	Peak	HORIZONTAL

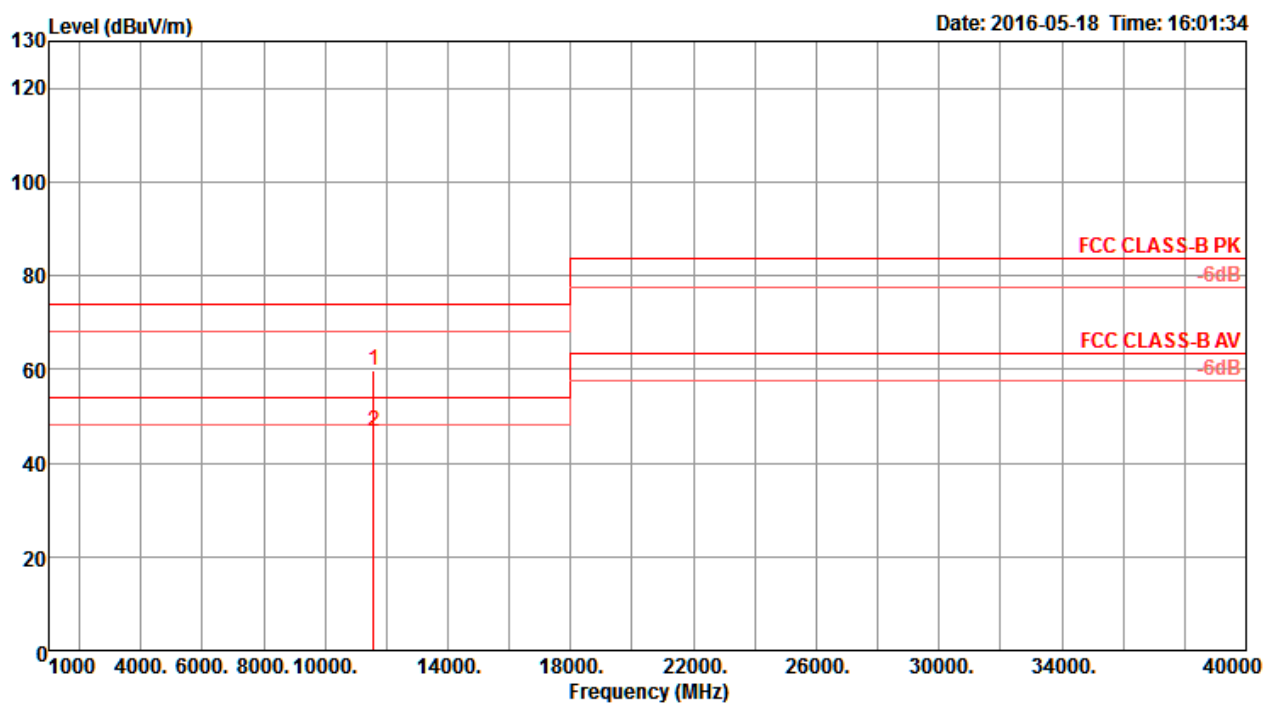
Vertical



	Freq	Level	Limit	Over	Read	CableAntenna	Preamp	T/Pos	A/Pos	Remark	Pol/Phase
	MHz	dBuV/m	dBuV/m	dB	dBuV	dB	dB/m	dB	deg	cm	
1	11488.46	53.89	54.00	-0.11	40.39	9.62	38.50	34.62	60	206 Average	VERTICAL
2	11489.62	66.74	74.00	-7.26	53.24	9.62	38.50	34.62	60	206 Peak	VERTICAL

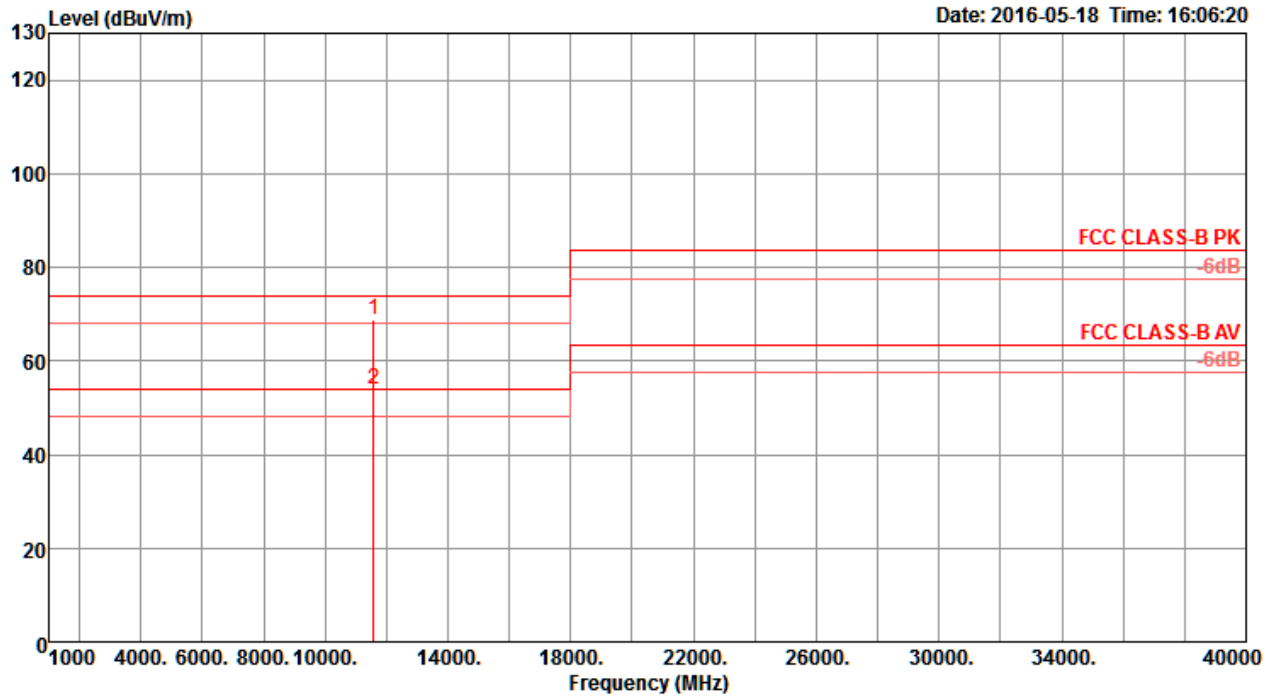
Temperature	22°C	Humidity	56%
Test Engineer	Nyle Chang & Peter Wu & Gary Chu & DK Chang & Eddie Weng & Stim Song & Brain Sun	Configurations	IEEE 802.11ac MCS0/Nss1 VHT20 CH 157 / Chain 1 + Chain 2 + Chain 3 + Chain 4
Test Mode	Mode 3		

Horizontal



	Freq	Level	Limit	Over	Read	CableAntenna	Preamp	T/Pos	A/Pos	Remark	Pol/Phase
	MHz	dBuV/m	dBuV/m	dB	dBuV	dB	dB/m	dB	deg	cm	
1	11568.72	59.63	74.00	-14.37	46.14	9.61	38.53	34.65	205	116 Peak	HORIZONTAL
2	11569.55	46.78	54.00	-7.22	33.29	9.61	38.53	34.65	205	116 Average	HORIZONTAL

Vertical

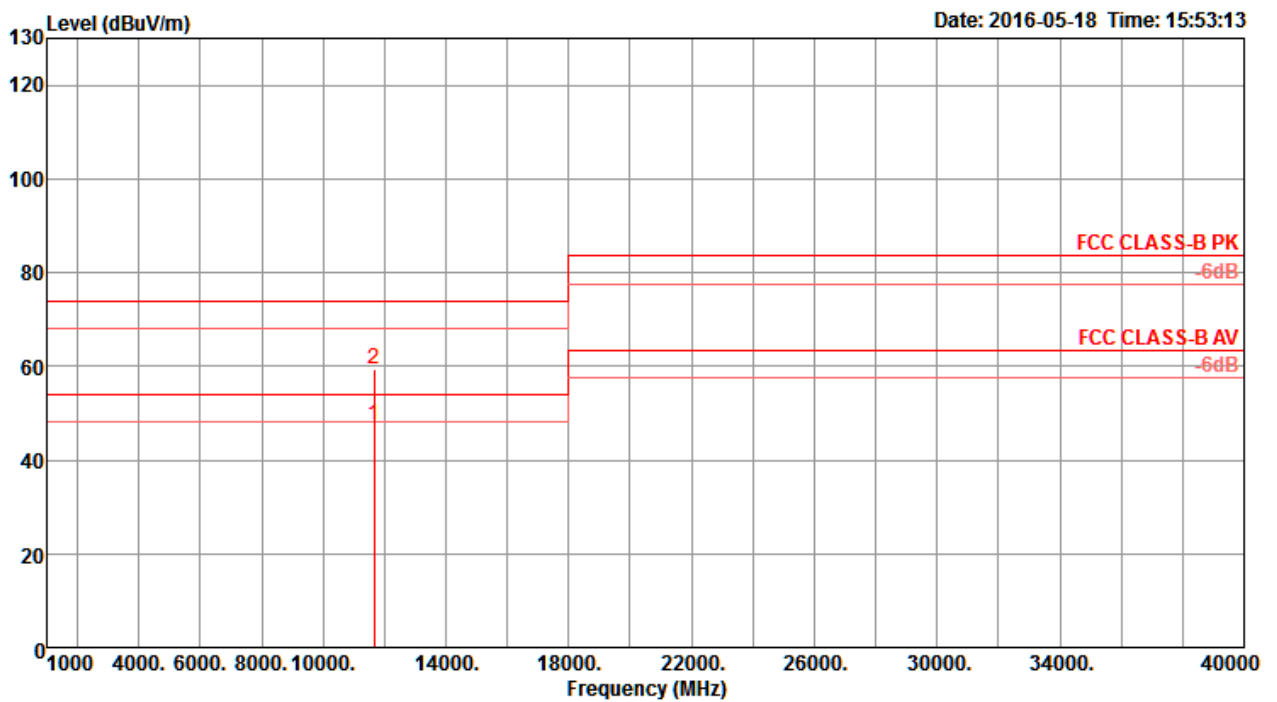


	Freq	Level	Limit	Over	Read	CableAntenna	Preamp	T/Pos	A/Pos	Remark	Pol/Phase	
	MHz	dBuV/m	dBuV/m	dB	dBuV	dB	dB/m	dB	deg	cm		
1	11573.14	68.66	74.00	-5.34	55.17	9.61	38.53	34.65	58	210	Peak	VERTICAL
2	11575.51	53.86	54.00	-0.14	40.37	9.61	38.53	34.65	58	210	Average	VERTICAL



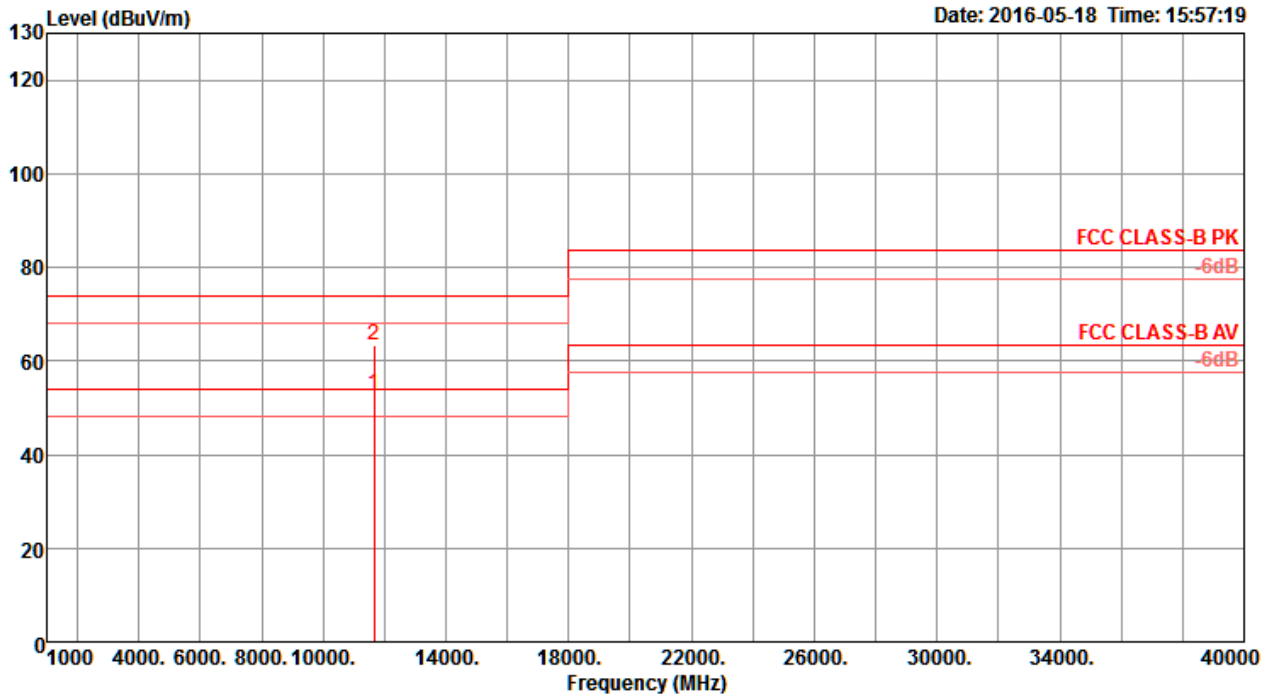
Temperature	22°C	Humidity	56%
Test Engineer	Nyle Chang & Peter Wu & Gary Chu & DK Chang & Eddie Weng & Stim Song & Brain Sun	Configurations	IEEE 802.11ac MCS0/Nss1 VHT20 CH 165 / Chain 1 + Chain 2 + Chain 3 + Chain 4
Test Mode	Mode 3		

Horizontal



	Freq	Level	Limit	Over	Read	Cable	Antenna	Preamp	T/Pos	A/Pos	Remark	Pol/Phase
	MHz	dBuV/m	dBuV/m	dB	dBuV	dB	dB/m	dB	deg	cm		
1	11650.00	47.43	54.00	-6.57	33.96	9.60	38.55	34.68	154	191	Average	HORIZONTAL
2	11652.31	59.53	74.00	-14.47	46.04	9.60	38.57	34.68	154	191	Peak	HORIZONTAL

Vertical

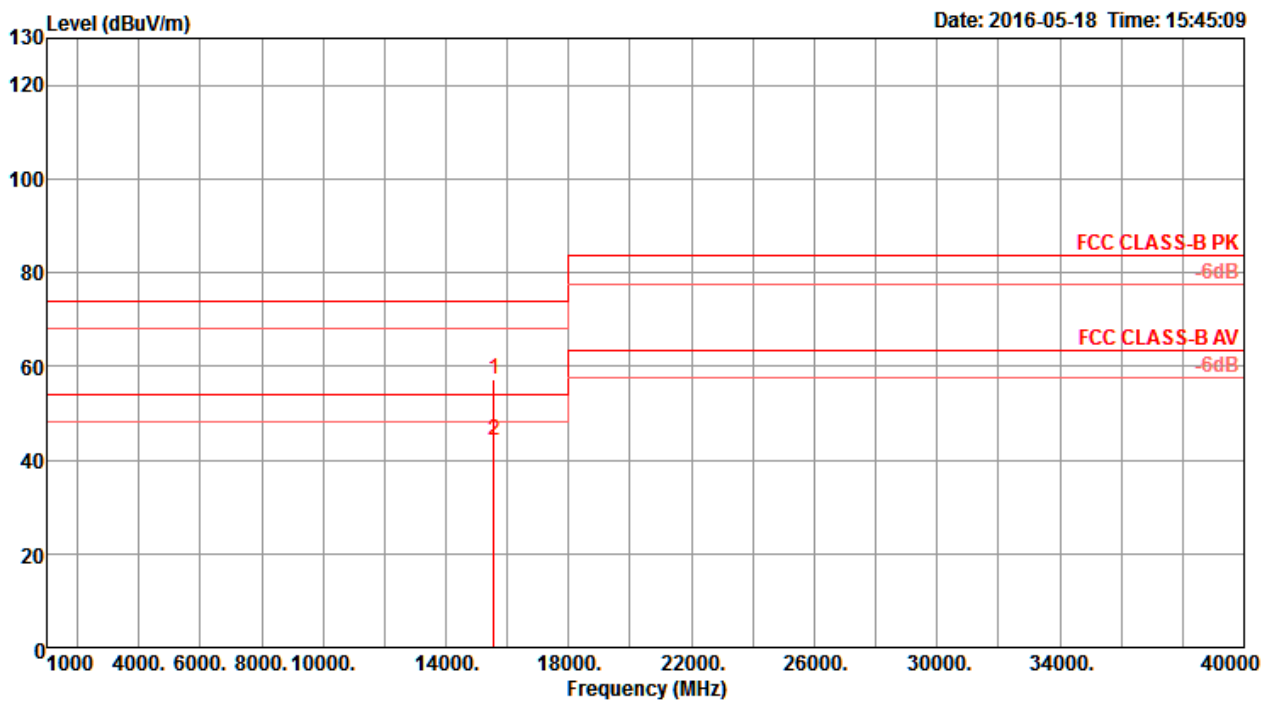


	Freq	Level	Limit	Over	Read	CableAntenna	Preamp	T/Pos	A/Pos	Remark	Pol/Phase
	MHz	dBuV/m	dBuV/m	dB	dBuV	dB	dB/m	dB	deg	cm	
1	11651.92	52.70	54.00	-1.30	39.21	9.60	38.57	34.68	207	320 Average	VERTICAL
2	11652.50	63.50	74.00	-10.50	50.01	9.60	38.57	34.68	207	320 Peak	VERTICAL



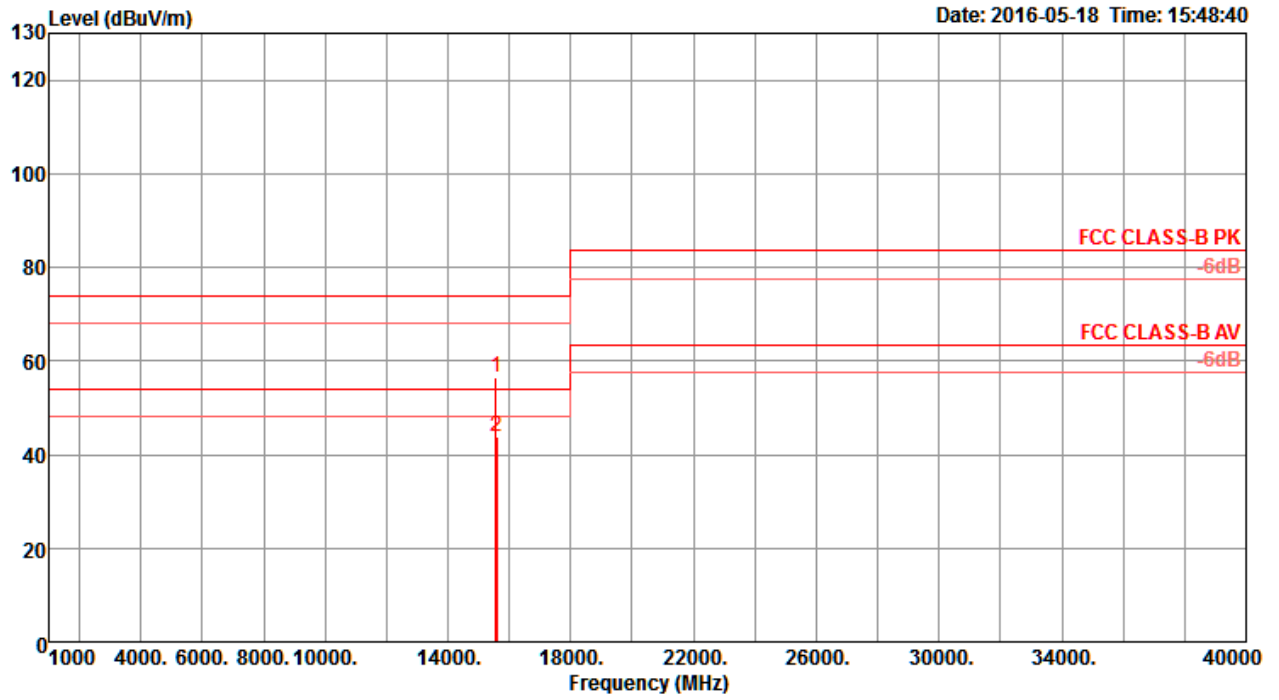
Temperature	22°C	Humidity	56%
Test Engineer	Nyle Chang & Peter Wu & Gary Chu & DK Chang & Eddie Weng & Stim Song & Brain Sun	Configurations	IEEE 802.11ac MCS0/Nss1 VHT40 CH 38 / Chain 1 + Chain 2 + Chain 3 + Chain 4
Test Mode	Mode 3		

Horizontal



	Freq	Level	Limit	Over	Read	CableAntenna	Preamp	T/Pos	A/Pos	Remark	Pol/Phase
	MHz	dBuV/m	dBuV/m	dB	dBuV	dB	dB/m	dB	deg	cm	
1	15552.69	57.17	74.00	-16.83	42.42	11.23	38.16	34.64	44	185 Peak	HORIZONTAL
2	15568.78	44.01	54.00	-9.99	29.22	11.24	38.23	34.68	44	185 Average	HORIZONTAL

Vertical

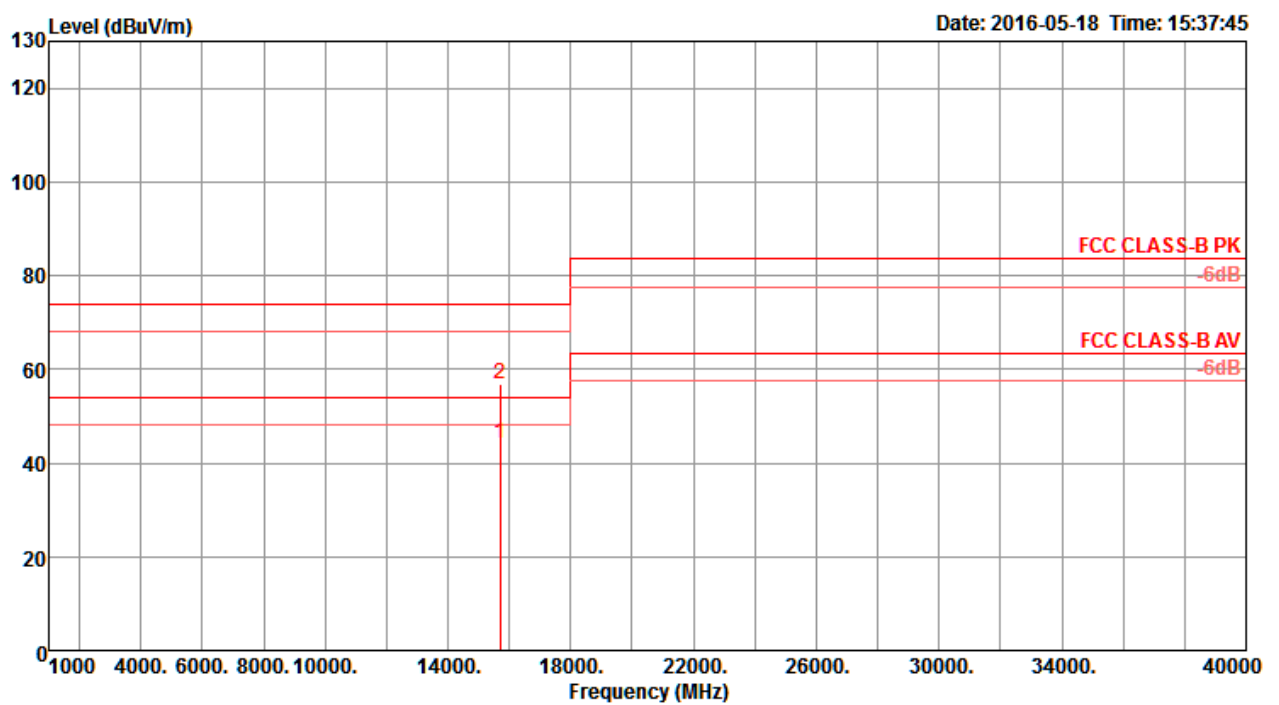


	Freq	Level	Limit	Over	Read	CableAntenna	Preamp	T/Pos	A/Pos	Remark	Pol/Phase
	MHz	dBuV/m	dBuV/m	dB	dBuV	dB	dB/m	dB	deg	cm	
1	15573.59	56.42	74.00	-17.58	41.63	11.24	38.23	34.68	214	146 Peak	VERTICAL
2	15582.69	43.67	54.00	-10.33	28.88	11.24	38.23	34.68	214	146 Average	VERTICAL



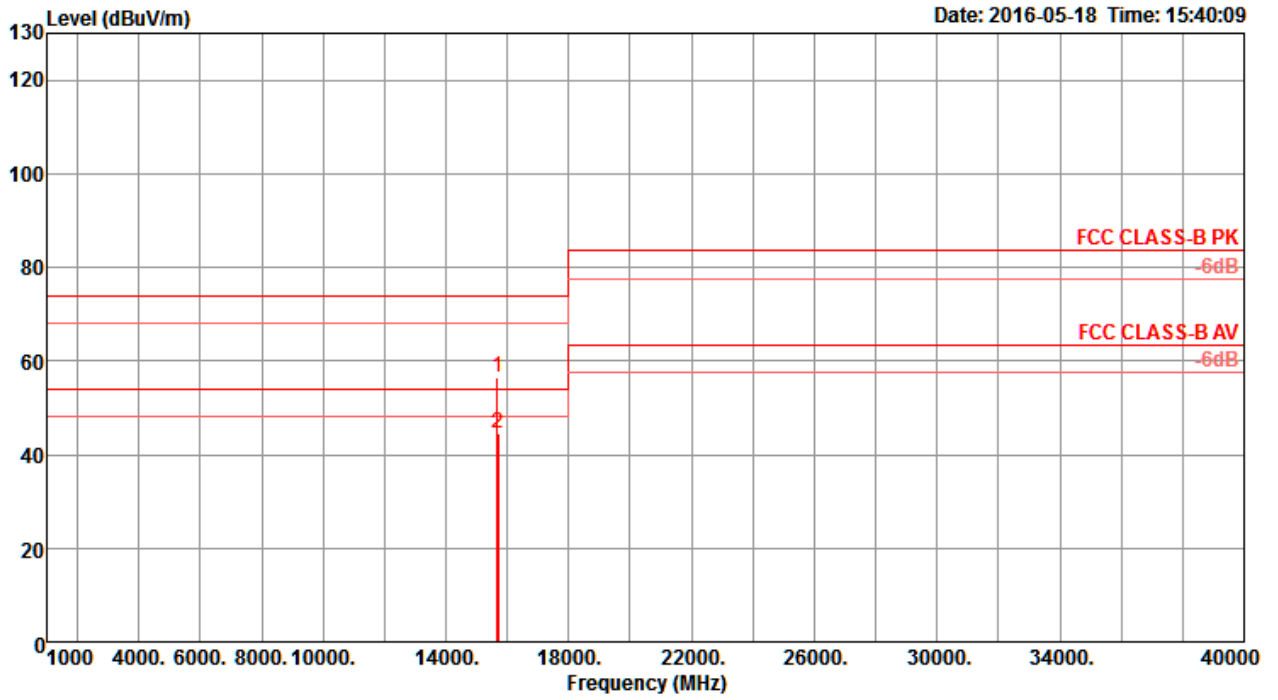
Temperature	22°C	Humidity	56%
Test Engineer	Nyle Chang & Peter Wu & Gary Chu & DK Chang & Eddie Weng & Stim Song & Brain Sun	Configurations	IEEE 802.11ac MCS0/Nss1 VHT40 CH 46 / Chain 1 + Chain 2 + Chain 3 + Chain 4
Test Mode	Mode 3		

Horizontal



	Freq	Level	Limit Line	Over Limit	Read Level	Cable Loss	Antenna Factor	Preamp Factor	T/Pos	A/Pos	Remark	Pol/Phase
	MHz	dBuV/m	dBuV/m	dB	dBuV	dB	dB/m	dB	deg	cm		
1	15687.31	44.07	54.00	-9.93	29.23	11.26	38.35	34.77	123	154	Average	HORIZONTAL
2	15701.79	56.90	74.00	-17.10	41.98	11.27	38.42	34.77	123	154	Peak	HORIZONTAL

Vertical

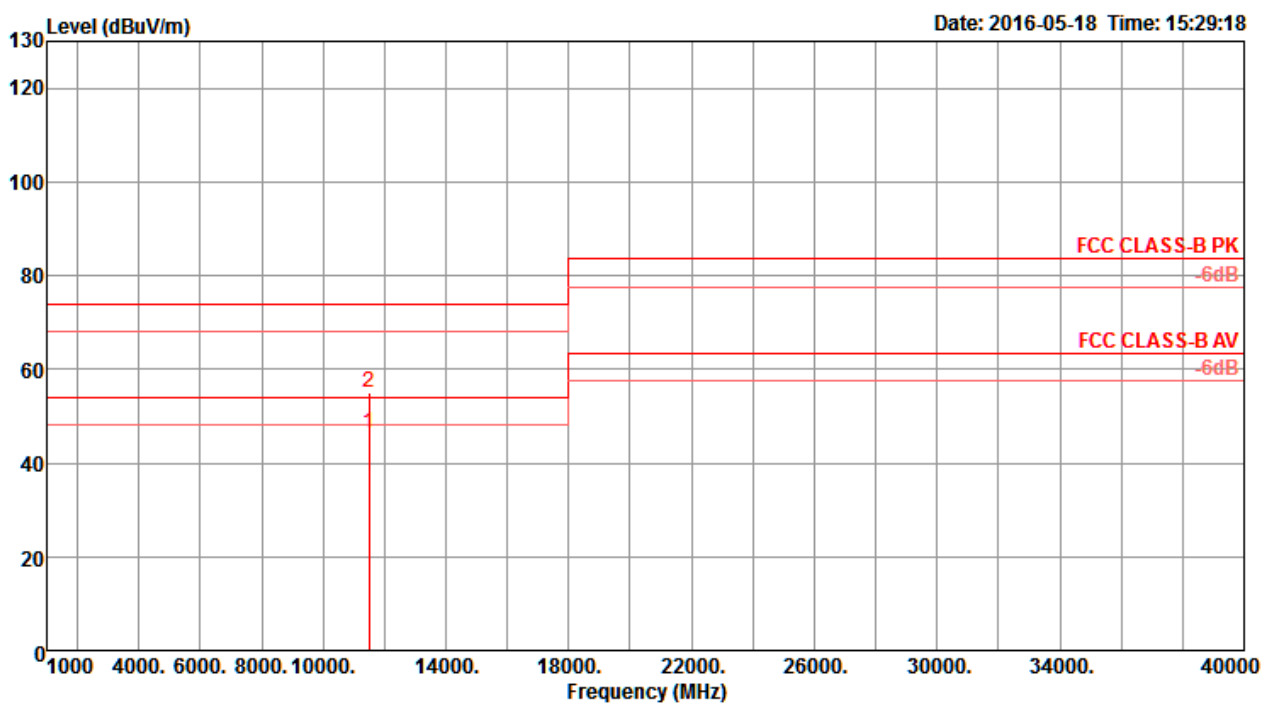


	Freq	Level	Limit	Over	Read	CableAntenna	Preamp	T/Pos	A/Pos	Remark	Pol/Phase
	MHz	dBuV/m	dBuV/m	dB	dBuV	dB	dB/m	deg	cm		
1	15684.62	56.62	74.00	-17.38	41.78	11.26	38.35	38	206	Peak	VERTICAL
2	15691.03	44.68	54.00	-9.32	29.76	11.27	38.42	38	206	Average	VERTICAL



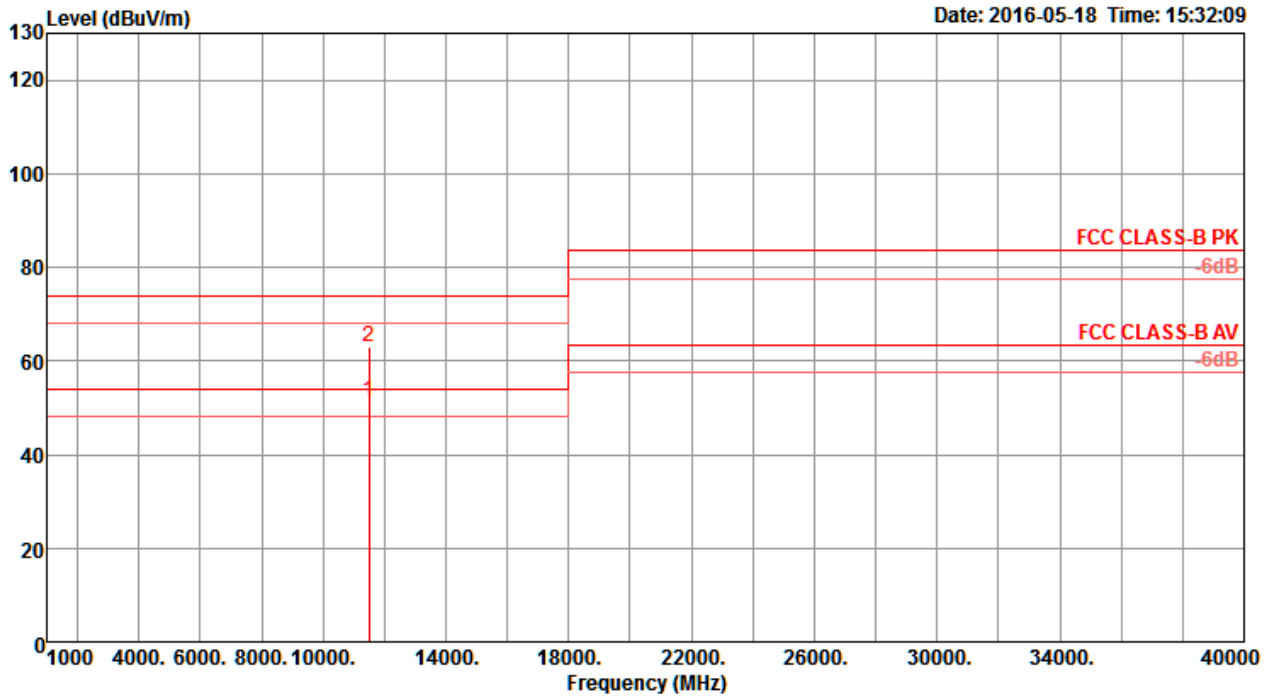
Temperature	22°C	Humidity	56%
Test Engineer	Nyle Chang & Peter Wu & Gary Chu & DK Chang & Eddie Weng & Stim Song & Brain Sun	Configurations	IEEE 802.11ac MCS0/Nss1 VHT40 CH 151 / Chain 1 + Chain 2 + Chain 3 + Chain 4
Test Mode	Mode 3		

Horizontal



	Freq	Level	Limit Line	Over Limit	Read Level	Cable Loss	Antenna Factor	Preamp Factor	T/Pos	A/Pos	Remark	Pol/Phase
	MHz	dBuV/m	dBuV/m	dB	dBuV	dB	dB/m	dB	deg	cm		
1	11483.85	46.30	54.00	-7.70	32.80	9.62	38.50	34.62	244	227	Average	HORIZONTAL
2	11503.33	55.01	74.00	-18.99	41.51	9.62	38.50	34.62	244	227	Peak	HORIZONTAL

Vertical

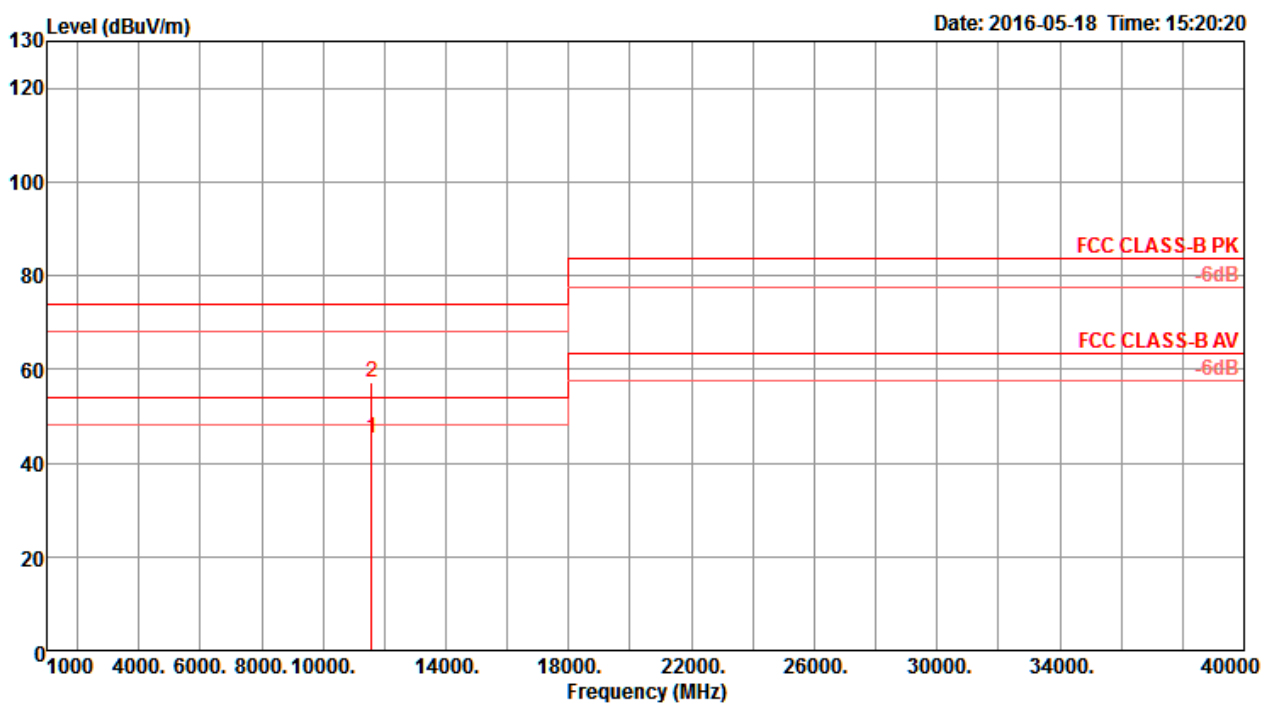


	Freq	Level	Limit	Over	Read	CableAntenna	Preamp	T/Pos	A/Pos	Remark	Pol/Phase
	MHz	dBuV/m	dBuV/m	dB	dBuV	dB	dB/m	dB	deg	cm	
1	11499.62	51.27	54.00	-2.73	37.77	9.62	38.50	34.62	58	211 Average	VERTICAL
2	11501.15	63.00	74.00	-11.00	49.50	9.62	38.50	34.62	58	211 Peak	VERTICAL



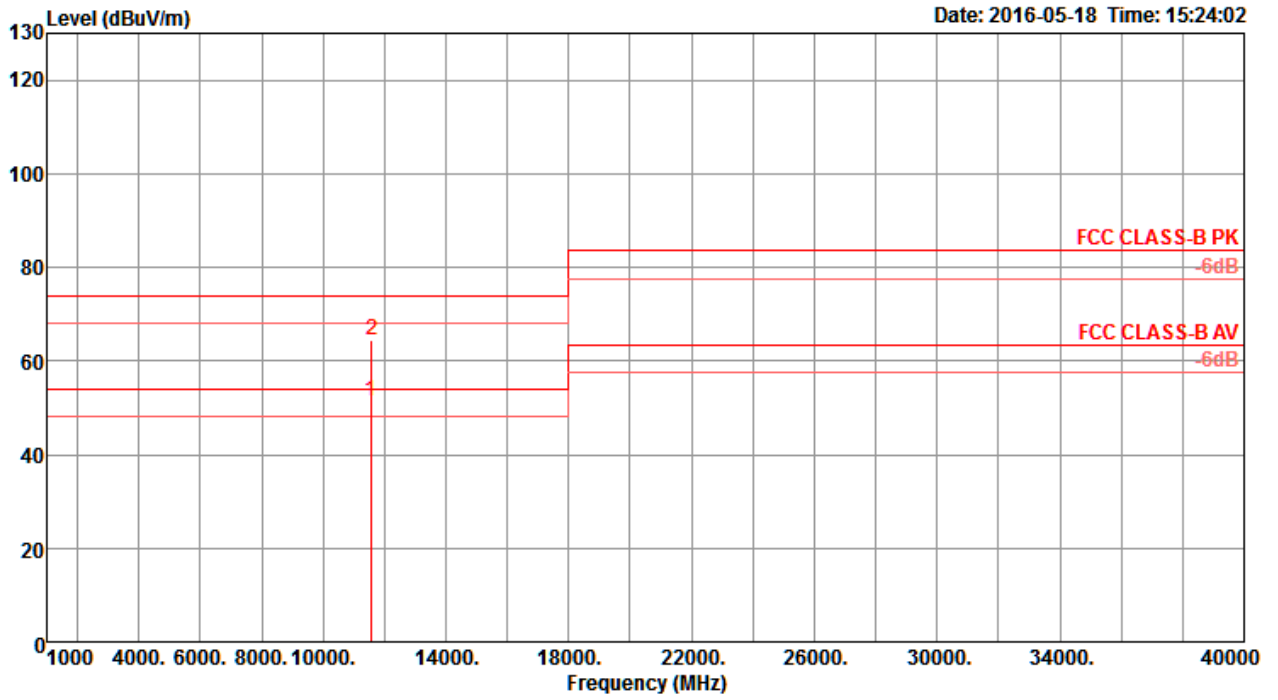
Temperature	22°C	Humidity	56%
Test Engineer	Nyle Chang & Peter Wu & Gary Chu & DK Chang & Eddie Weng & Stim Song & Brain Sun	Configurations	IEEE 802.11ac MCS0/Nss1 VHT40 CH 159 / Chain 1 + Chain 2 + Chain 3 + Chain 4
Test Mode	Mode 3		

Horizontal



	Freq	Level	Limit	Over	Read	Cable	Antenna	Preamp	T/Pos	A/Pos	Remark	Pol/Phase
	MHz	dBuV/m	dBuV/m	dB	dBuV	dB	dB/m	dB	deg	cm		
1	11568.59	45.44	54.00	-8.56	31.95	9.61	38.53	34.65	207	176	Average	HORIZONTAL
2	11588.97	57.20	74.00	-16.80	43.72	9.60	38.54	34.66	207	176	Peak	HORIZONTAL

Vertical

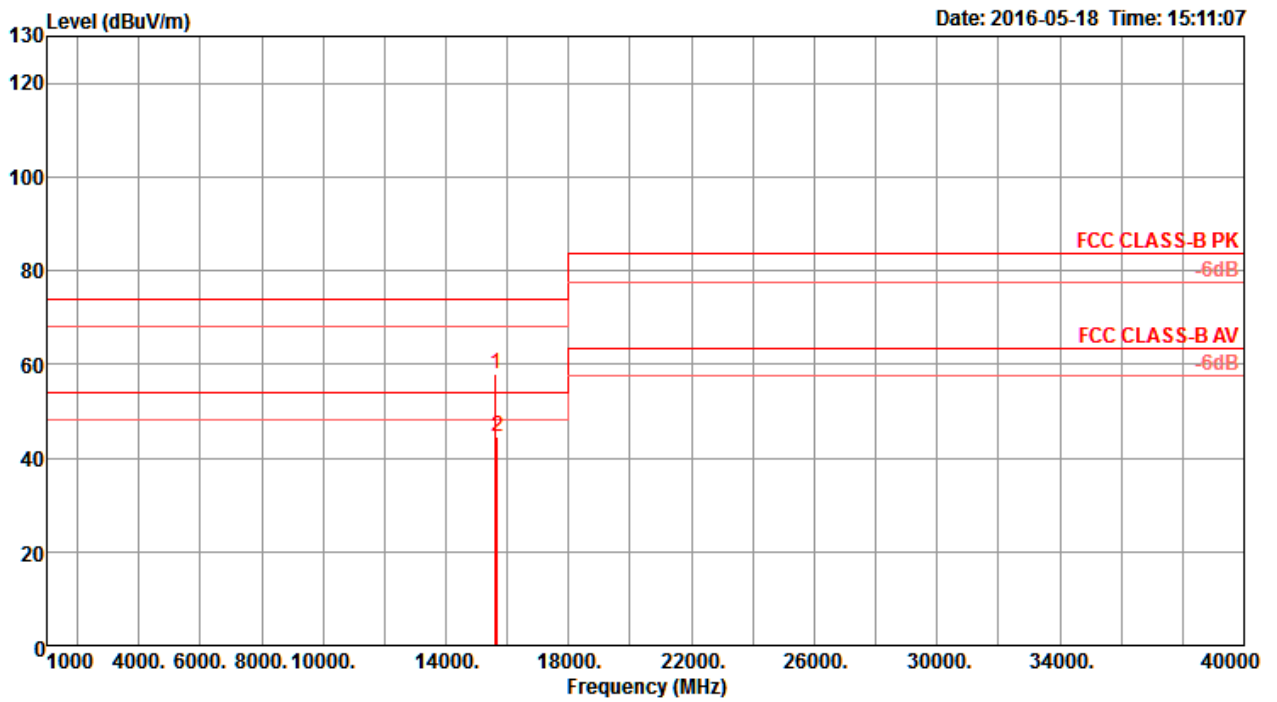


	Freq	Level	Limit	Over	Read	CableAntenna	Preamp	T/Pos	A/Pos	Remark	Pol/Phase
	MHz	dBuV/m	dBuV/m	dB	dBuV	dB	dB/m	dB	deg	cm	
1	11562.18	51.52	54.00	-2.48	38.03	9.61	38.53	34.65	61	217 Average	VERTICAL
2	11584.87	64.44	74.00	-9.56	50.96	9.60	38.54	34.66	61	217 Peak	VERTICAL



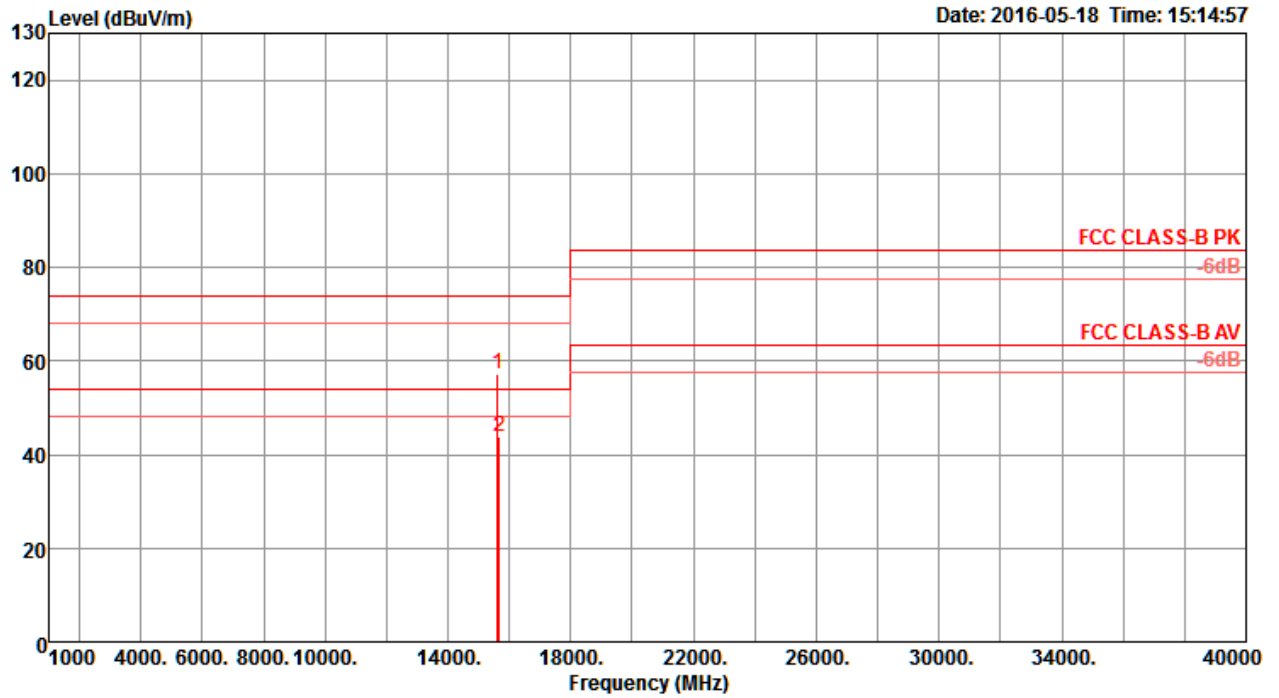
Temperature	22°C	Humidity	56%
Test Engineer	Nyle Chang & Peter Wu & Gary Chu & DK Chang & Eddie Weng & Stim Song & Brain Sun	Configurations	IEEE 802.11ac MCS0/Nss1 VHT80 CH 42 / Chain 1 + Chain 2 + Chain 3 + Chain 4
Test Mode	Mode 3		

Horizontal



	Freq	Level	Limit	Over	Read	Cable	Antenna	Preamp	T/Pos	A/Pos	Remark	Pol/Phase
	MHz	dBuV/m	dBuV/m	dB	dBuV	dB	dB/m	dB	deg	cm		
1	15620.64	57.76	74.00	-16.24	42.95	11.25	38.29	34.73	215	118	Peak	HORIZONTAL
2	15665.64	44.42	54.00	-9.58	29.58	11.26	38.35	34.77	215	118	Average	HORIZONTAL

Vertical

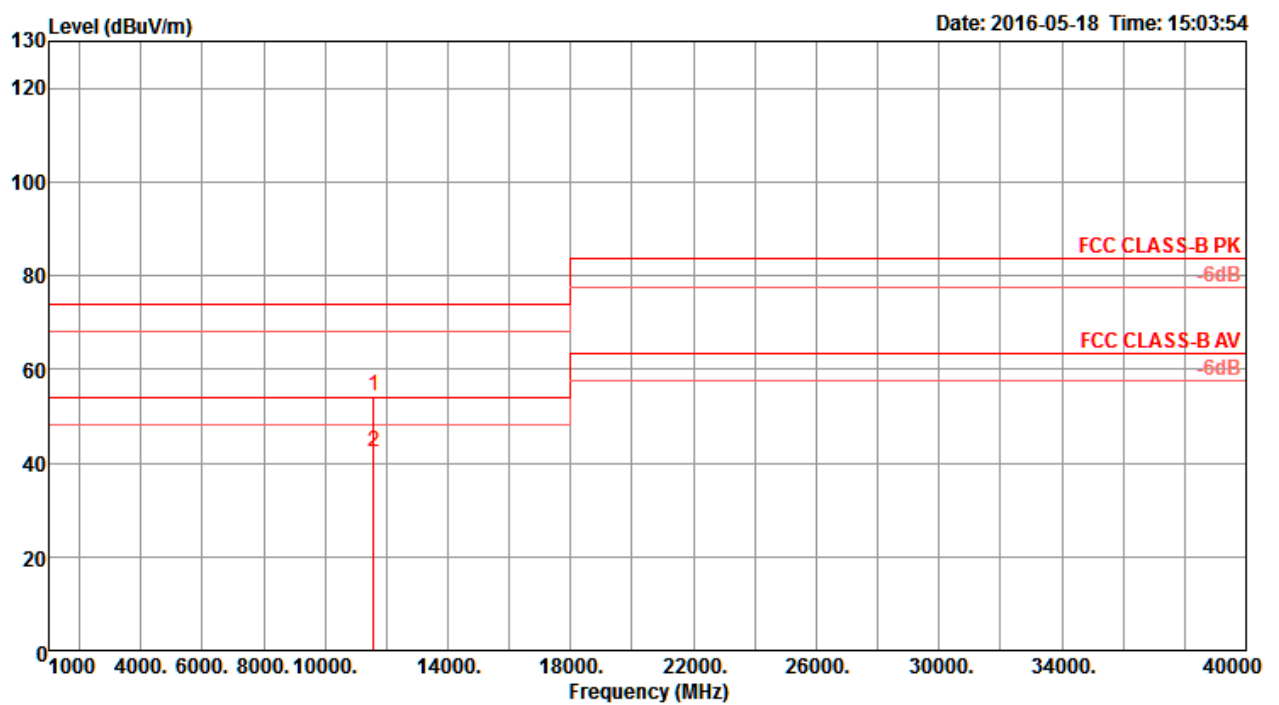


	Freq	Level	Limit	Over	Read	CableAntenna	Preamp	T/Pos	A/Pos	Remark	Pol/Phase	
	MHz	dBuV/m	dBuV/m	dB	dBuV	dB	dB/m	dB	deg	cm		
1	15627.69	57.29	74.00	-16.71	42.48	11.25	38.29	34.73	164	158	Peak	VERTICAL
2	15662.18	43.81	54.00	-10.19	28.97	11.26	38.35	34.77	164	158	Average	VERTICAL



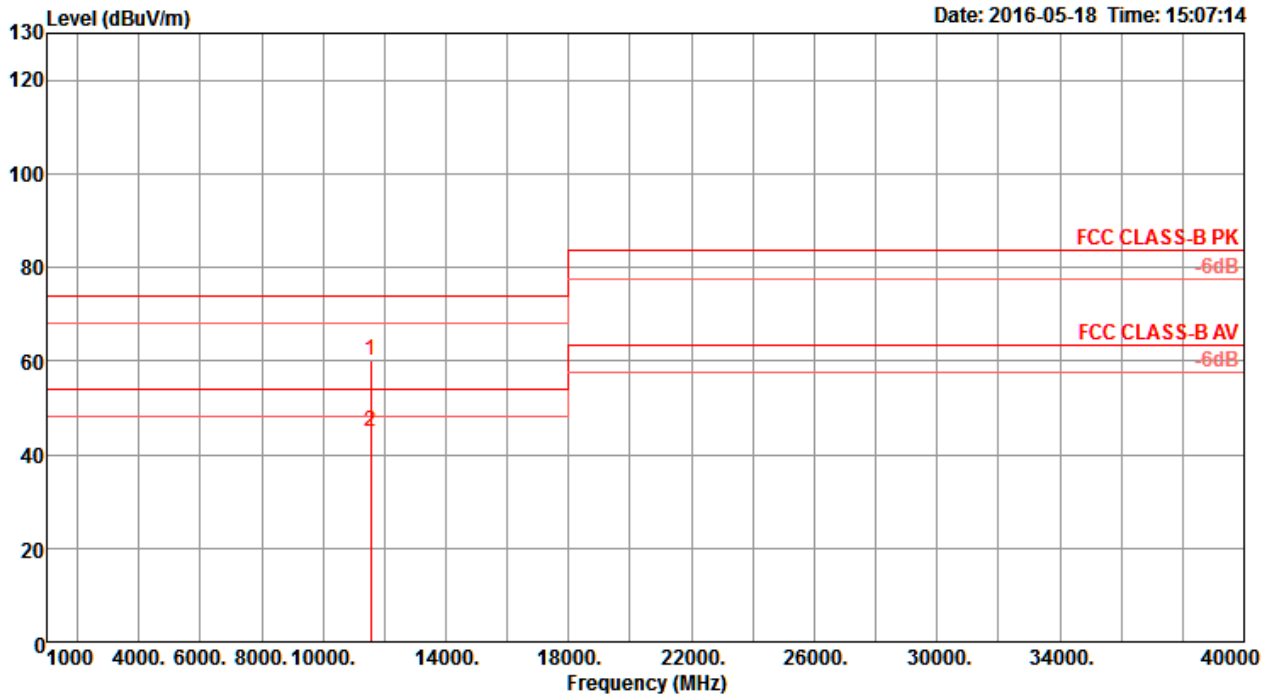
Temperature	22°C	Humidity	56%
Test Engineer	Nyle Chang & Peter Wu & Gary Chu & DK Chang & Eddie Weng & Stim Song & Brain Sun	Configurations	IEEE 802.11ac MCS0/Nss1 VHT80 CH 155 / Chain 1 + Chain 2 + Chain 3 + Chain 4
Test Mode	Mode 3		

Horizontal



	Freq	Level	Limit	Over	Read	CableAntenna	Preamp	T/Pos	A/Pos	Remark	Pol/Phase
	MHz	dBuV/m	dBuV/m	dB	dBuV	dB	dB/m	dB	deg	cm	
1	11581.67	54.36	74.00	-19.64	40.87	9.61	38.53	34.65	223	267 Peak	HORIZONTAL
2	11583.46	42.36	54.00	-11.64	28.87	9.61	38.53	34.65	223	267 Average	HORIZONTAL

Vertical

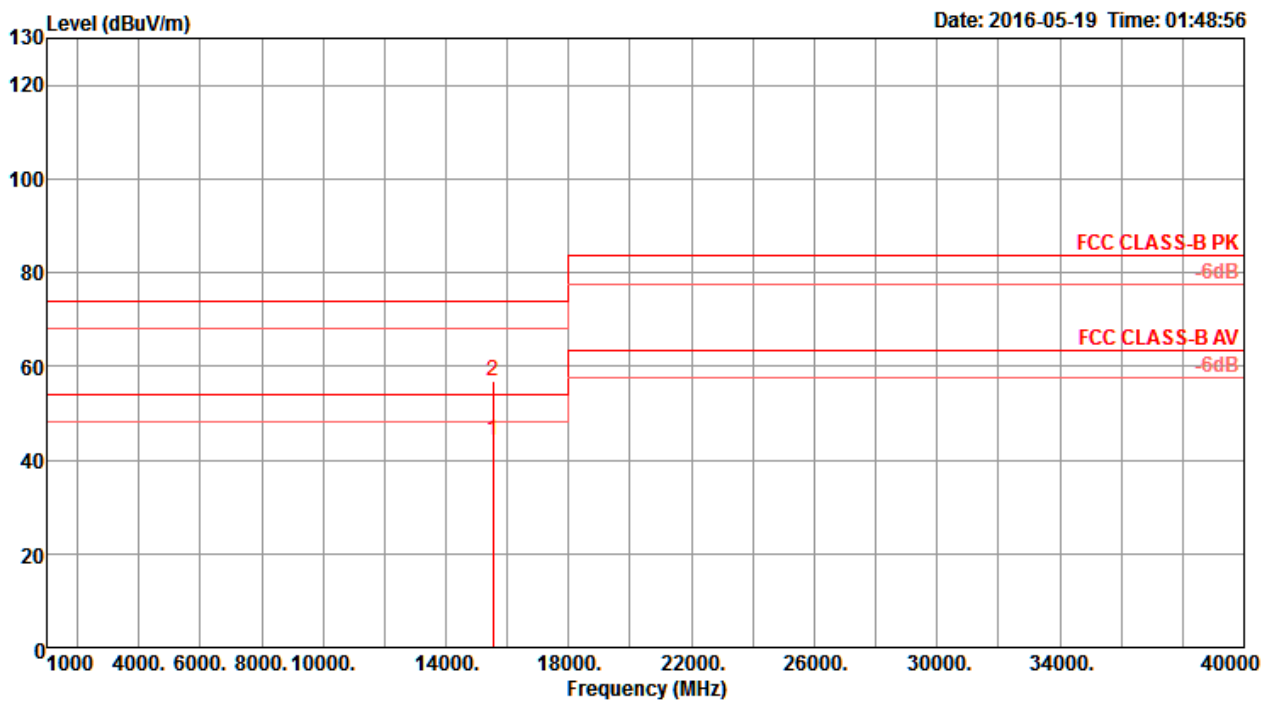


	Freq	Level	Limit	Over	Read	CableAntenna	Preamp	T/Pos	A/Pos	Remark	Pol/Phase	
	MHz	dBuV/m	dBuV/m	dB	dBuV	dB	dB/m	dB	deg	cm		
1	11564.62	60.05	74.00	-13.95	46.56	9.61	38.53	34.65	125	216	Peak	VERTICAL
2	11565.64	44.84	54.00	-9.16	31.35	9.61	38.53	34.65	125	216	Average	VERTICAL



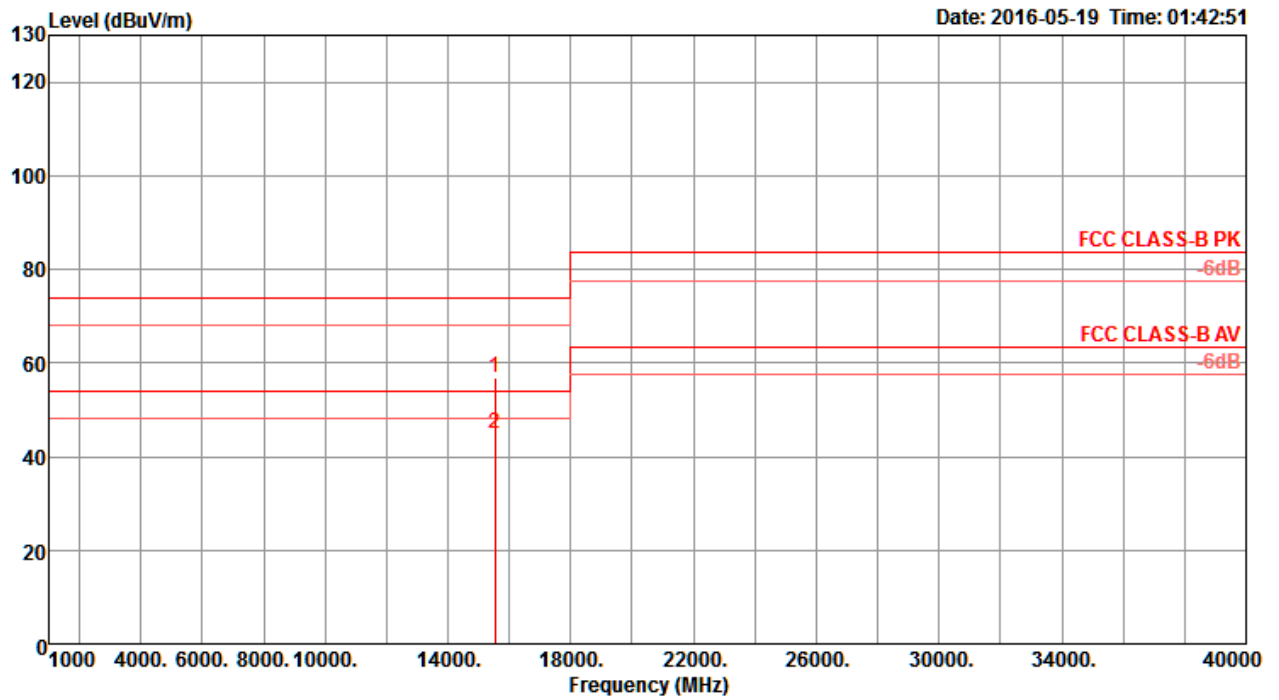
Temperature	22°C	Humidity	56%
Test Engineer	Nyle Chang & Peter Wu & Gary Chu & DK Chang & Eddie Weng & Stim Song & Brain Sun	Configurations	IEEE 802.11ac MCS0/Nss2 VHT20 CH 36 / Chain 1 + Chain 2 + Chain 3 + Chain 4
Test Mode	Mode 3		

Horizontal



	Freq	Level	Limit Line	Over Limit	Read Level	Cable Loss	Antenna Factor	Preamp Factor	T/Pos	A/Pos	Remark	Pol/Phase
	MHz	dBuV/m	dBuV/m	dB	dBuV	dB	dB/m	dB	deg	cm		
1	15539.52	44.35	54.00	-9.65	29.60	11.23	38.16	34.64	169	181	Average	HORIZONTAL
2	15539.70	56.93	74.00	-17.07	42.18	11.23	38.16	34.64	169	181	Peak	HORIZONTAL

Vertical

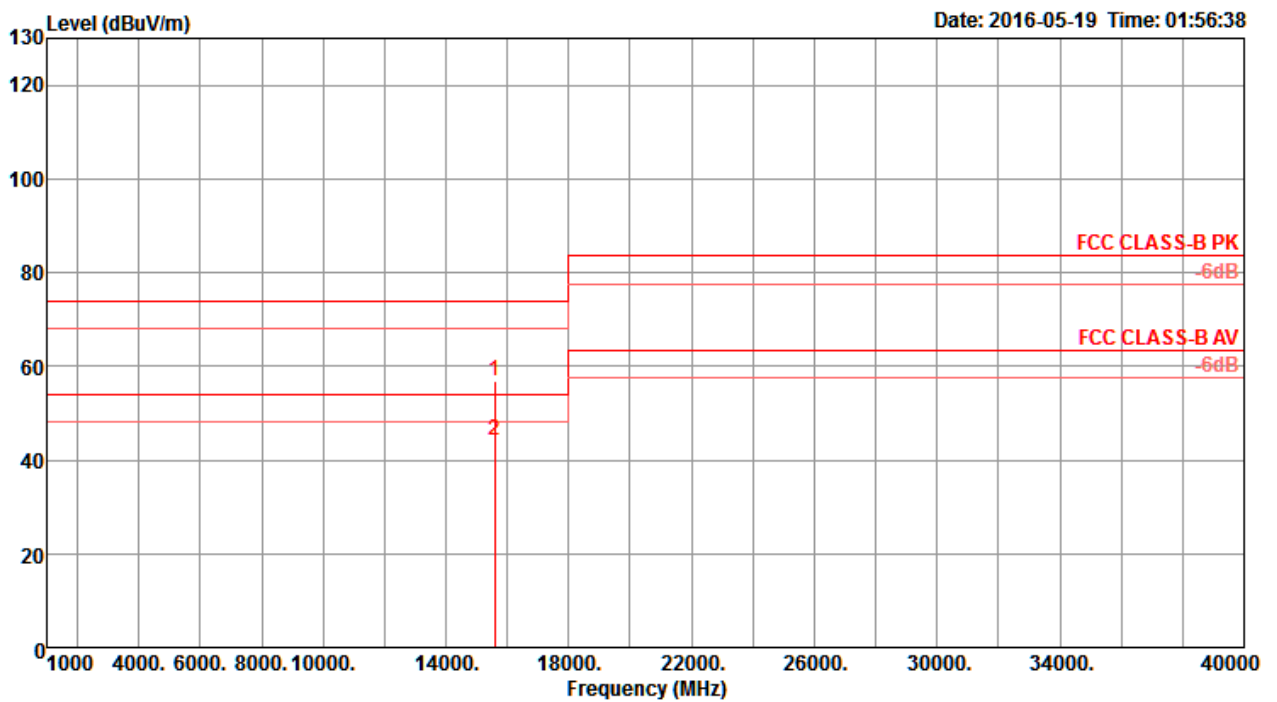


	Freq	Level	Limit	Over	Read	CableAntenna	Preamp	T/Pos	A/Pos	Remark	Pol/Phase
	MHz	dBuV/m	dBuV/m	dB	dBuV	dB	dB/m	deg	cm		
1	15538.29	56.88	74.00	-17.12	42.13	11.23	38.16	34.64	154	189 Peak	VERTICAL
2	15539.99	45.08	54.00	-8.92	30.33	11.23	38.16	34.64	154	189 Average	VERTICAL



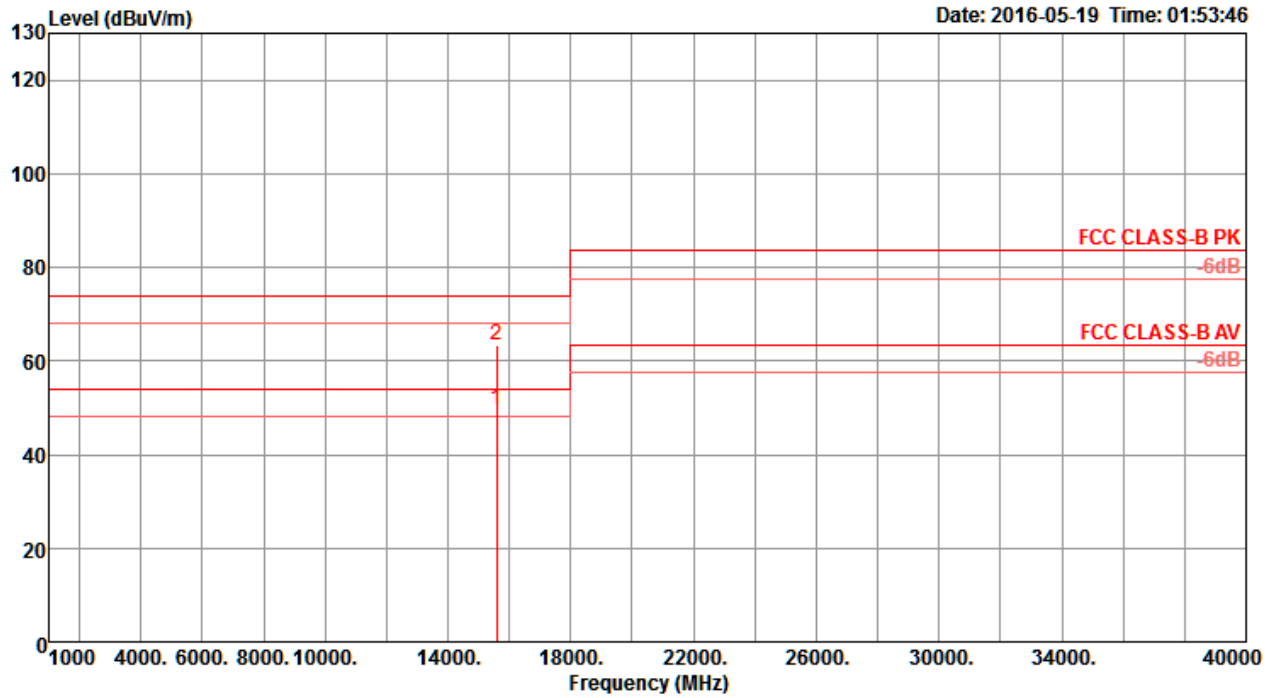
Temperature	22°C	Humidity	56%
Test Engineer	Nyle Chang & Peter Wu & Gary Chu & DK Chang & Eddie Weng & Stim Song & Brain Sun	Configurations	IEEE 802.11ac MCS0/Nss2 VHT20 CH 40 / Chain 1 + Chain 2 + Chain 3 + Chain 4
Test Mode	Mode 3		

Horizontal



	Freq	Level	Limit Line	Over Limit	Read Level	Cable Loss	Antenna Factor	Preamp Factor	T/Pos	A/Pos	Remark	Pol/Phase
	MHz	dBuV/m	dBuV/m	dB	dBuV	dB	dB/m	dB	deg	cm		
1	15598.08	57.03	74.00	-16.97	42.24	11.24	38.23	34.68	138	182	Peak	HORIZONTAL
2	15602.49	44.32	54.00	-9.68	29.46	11.25	38.29	34.68	138	182	Average	HORIZONTAL

Vertical

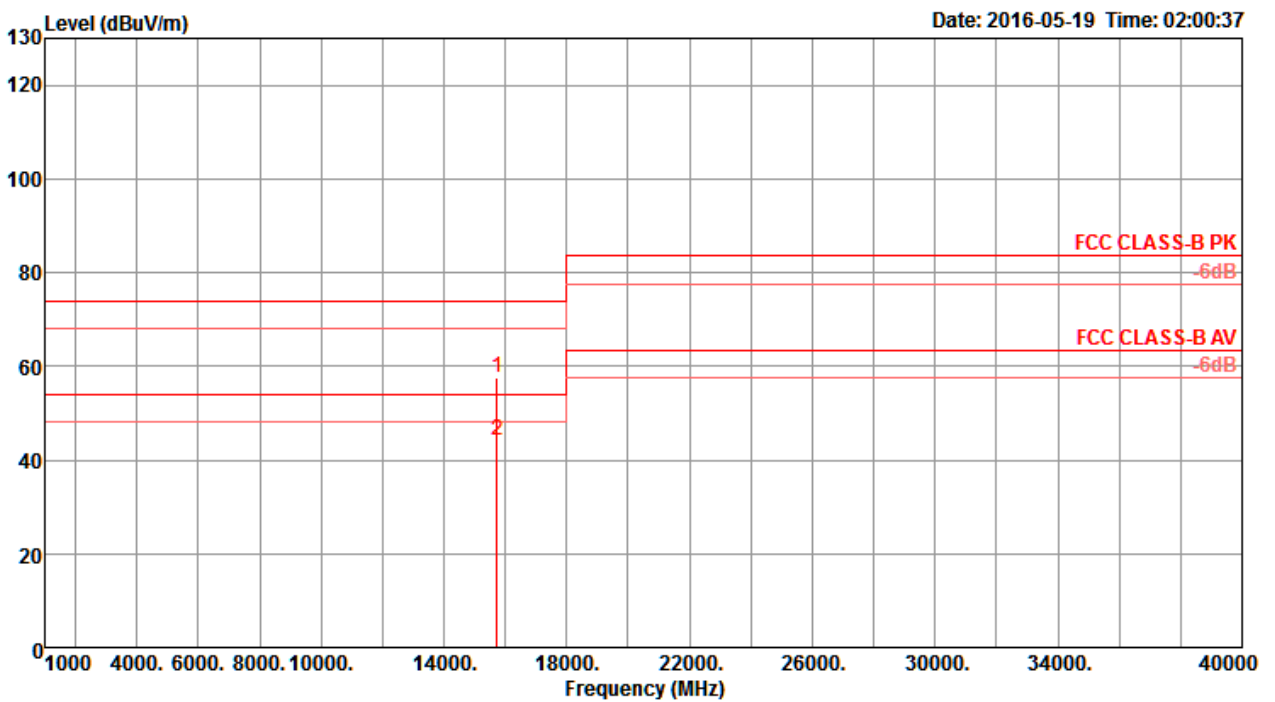


	Freq	Level	Limit	Over	Read	CableAntenna	Preamp	T/Pos	A/Pos	Remark	Pol/Phase
	MHz	dBuV/m	dBuV/m	dB	dBuV	dB	dB/m	dB	deg	cm	
1	15599.83	49.46	54.00	-4.54	34.67	11.24	38.23	34.68	133	195 Average	VERTICAL
2	15602.02	63.33	74.00	-10.67	48.47	11.25	38.29	34.68	133	195 Peak	VERTICAL



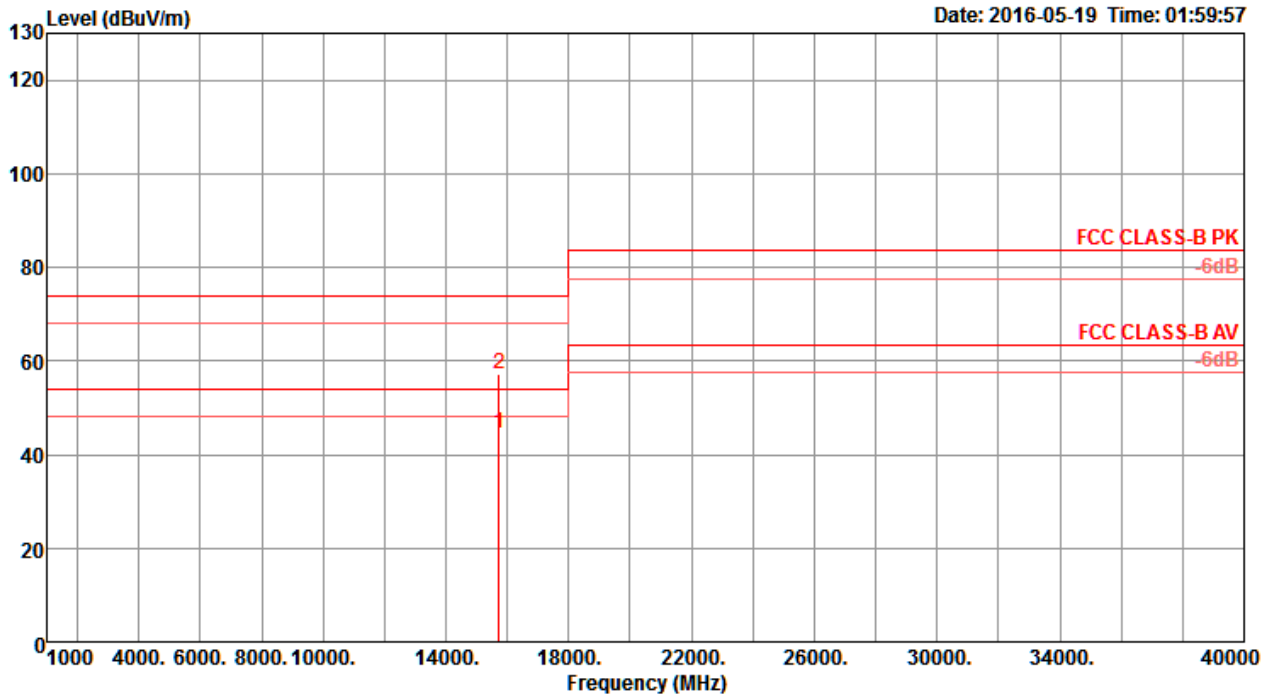
Temperature	22°C	Humidity	56%
Test Engineer	Nyle Chang & Peter Wu & Gary Chu & DK Chang & Eddie Weng & Stim Song & Brain Sun	Configurations	IEEE 802.11ac MCS0/Nss2 VHT20 CH 48 / Chain 1 + Chain 2 + Chain 3 + Chain 4
Test Mode	Mode 3		

Horizontal



	Freq	Level	Limit Line	Over Limit	Read Level	Cable Loss	Antenna Factor	Preamp Factor	T/Pos	A/Pos	Remark	Pol/Phase
	MHz	dBuV/m	dBuV/m	dB	dBuV	dB	dB/m	dB	deg	cm		
1	15718.40	57.75	74.00	-16.25	42.87	11.27	38.42	34.81	143	181	Peak	HORIZONTAL
2	15720.52	44.06	54.00	-9.94	29.18	11.27	38.42	34.81	143	181	Average	HORIZONTAL

Vertical

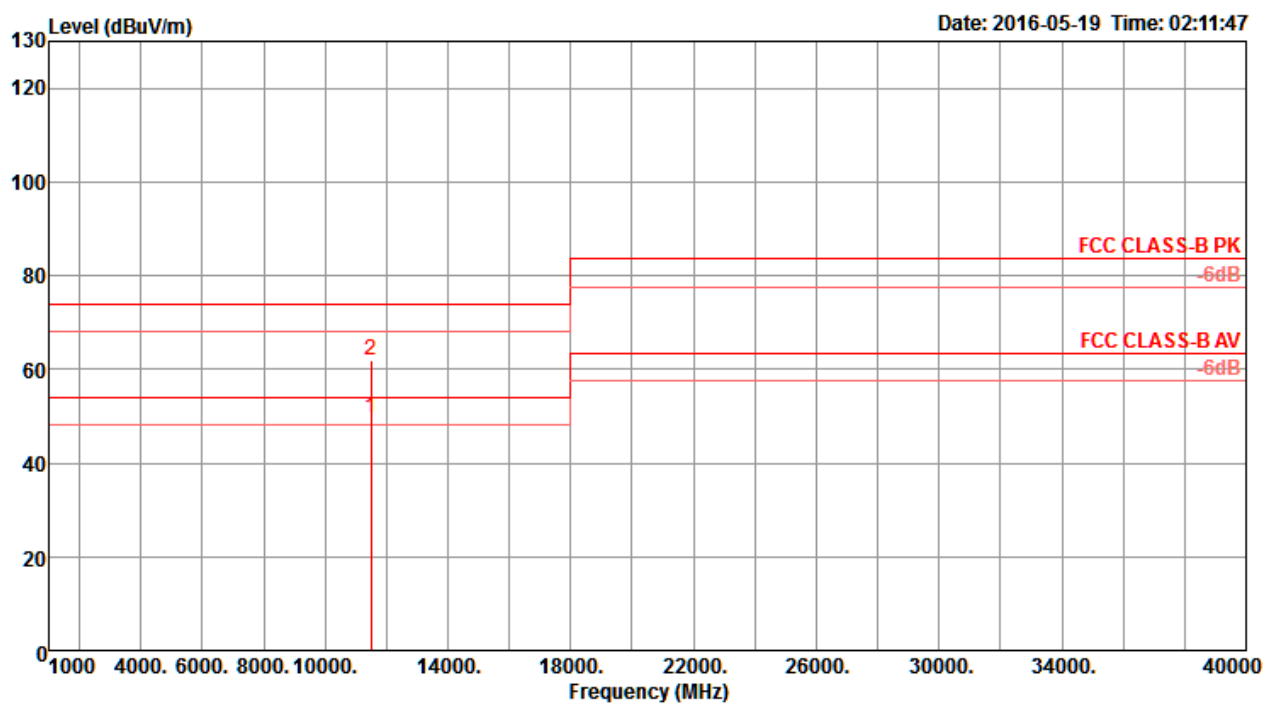


	Freq	Level	Limit	Over	Read	CableAntenna	Preamp	T/Pos	A/Pos	Remark	Pol/Phase
	MHz	dBuV/m	dBuV/m	dB	dBuV	dB	dB/m	dB	deg	cm	
1	15719.49	44.68	54.00	-9.32	29.80	11.27	38.42	34.81	139	197 Average	VERTICAL
2	15721.22	57.35	74.00	-16.65	42.47	11.27	38.42	34.81	139	197 Peak	VERTICAL



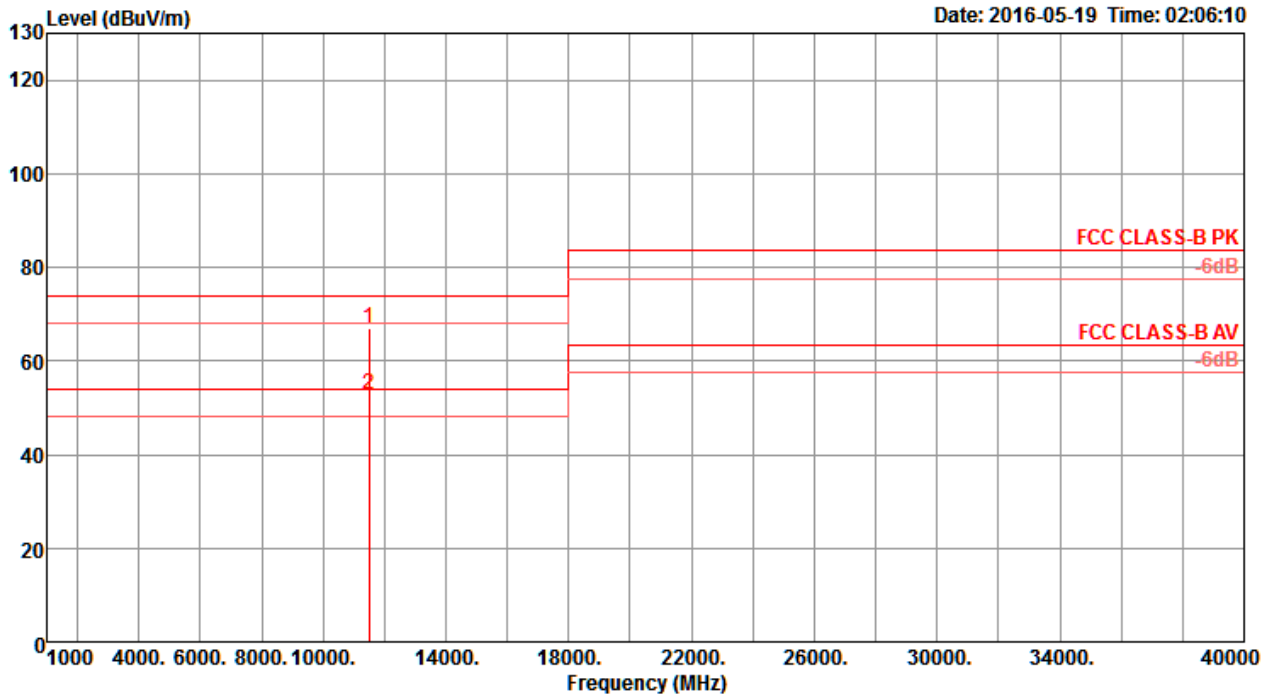
Temperature	22°C	Humidity	56%
Test Engineer	Nyle Chang & Peter Wu & Gary Chu & DK Chang & Eddie Weng & Stim Song & Brain Sun	Configurations	IEEE 802.11ac MCS0/Nss2 VHT20 CH 149 / Chain 1 + Chain 2 + Chain 3 + Chain 4
Test Mode	Mode 3		

Horizontal



	Freq	Level	Limit Line	Over Limit	Read Level	Cable Loss	Antenna Factor	Preamp Factor	T/Pos	A/Pos	Remark	Pol/Phase
	MHz	dBuV/m	dBuV/m	dB	dBuV	dB	dB/m	dB	deg	cm		
1	11488.13	49.59	54.00	-4.41	36.09	9.62	38.50	34.62	159	185	Average	HORIZONTAL
2	11490.43	62.01	74.00	-11.99	48.51	9.62	38.50	34.62	159	185	Peak	HORIZONTAL

Vertical

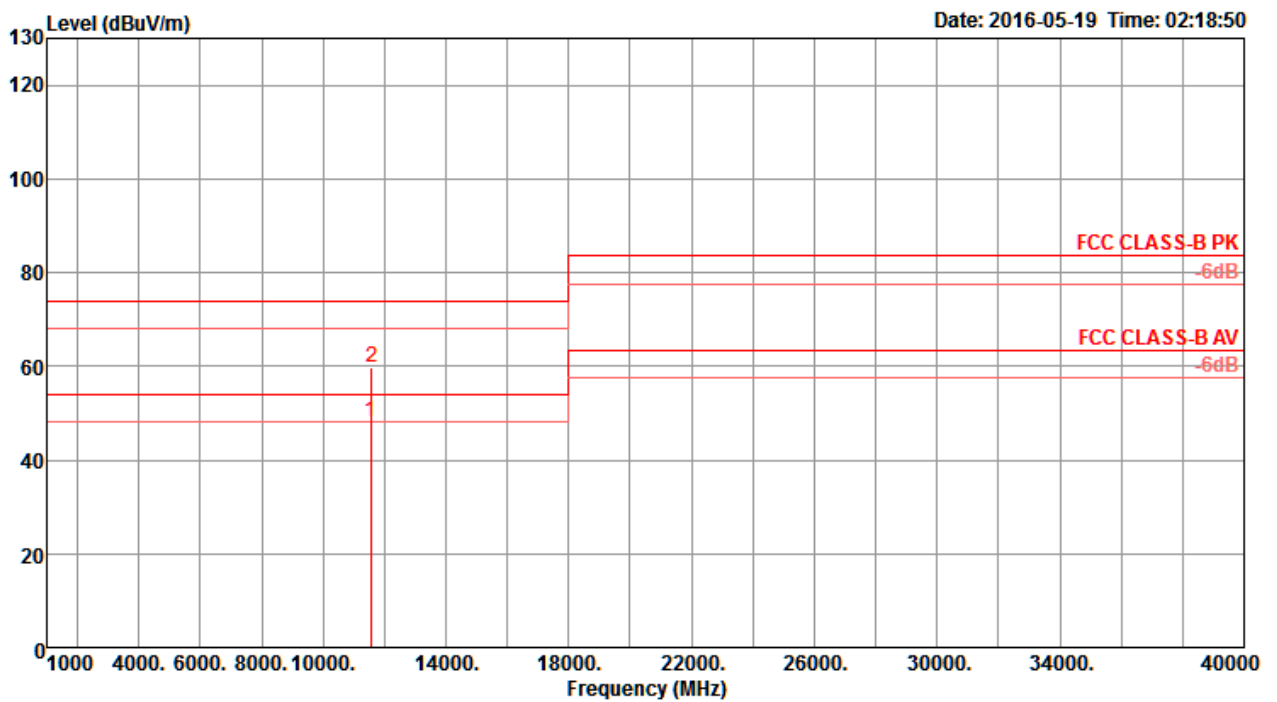


	Freq	Level	Limit	Over	Read	CableAntenna	Preamp	T/Pos	A/Pos	Remark	Pol/Phase	
	MHz	dBuV/m	dBuV/m	dB	dBuV	dB	dB/m	dB	deg	cm		
1	11489.78	67.13	74.00	-6.87	53.63	9.62	38.50	34.62	128	222	Peak	VERTICAL
2	11491.20	52.95	54.00	-1.05	39.45	9.62	38.50	34.62	128	222	Average	VERTICAL



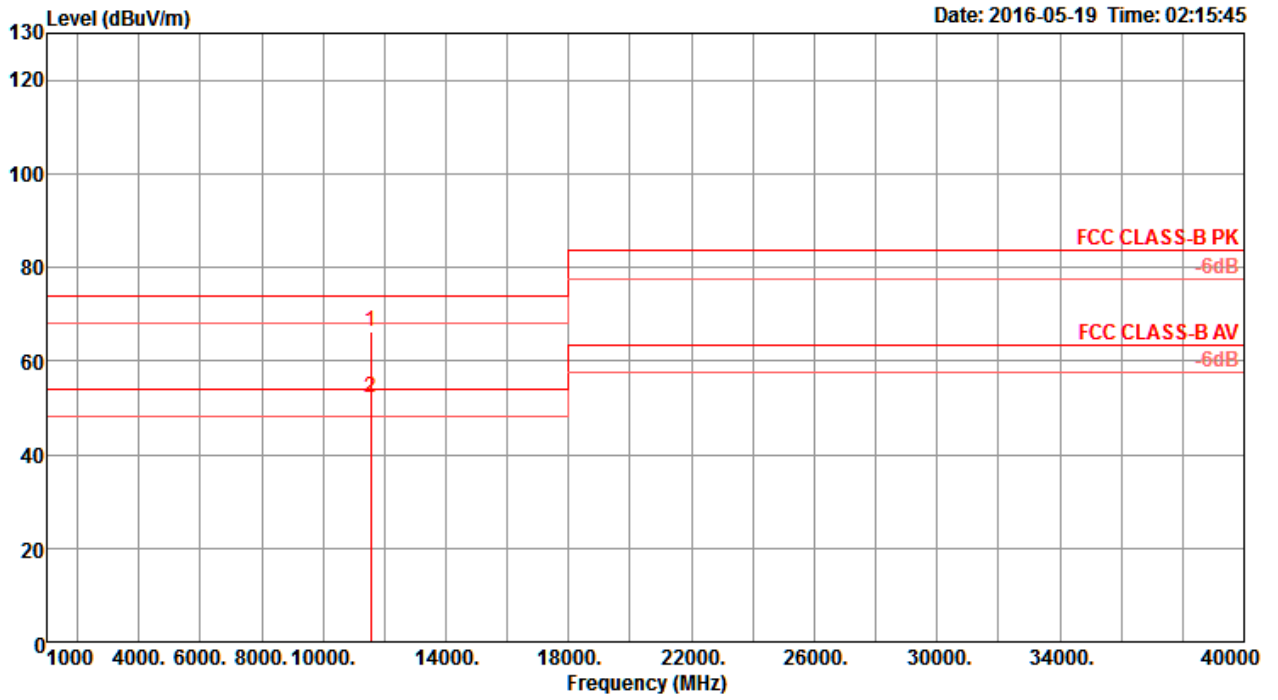
Temperature	22°C	Humidity	56%
Test Engineer	Nyle Chang & Peter Wu & Gary Chu & DK Chang & Eddie Weng & Stim Song & Brain Sun	Configurations	IEEE 802.11ac MCS0/Nss2 VHT20 CH 157 / Chain 1 + Chain 2 + Chain 3 + Chain 4
Test Mode	Mode 3		

Horizontal



	Freq	Level	Limit	Over	Read	Cable	Antenna	Preamp	T/Pos	A/Pos	Remark	Pol/Phase
	MHz	dBuV/m	dBuV/m	dB	dBuV	dB	dB/m	dB	deg	cm		
1	11565.00	48.23	54.00	-5.77	34.74	9.61	38.53	34.65	158	177	Average	HORIZONTAL
2	11571.12	59.80	74.00	-14.20	46.31	9.61	38.53	34.65	158	177	Peak	HORIZONTAL

Vertical

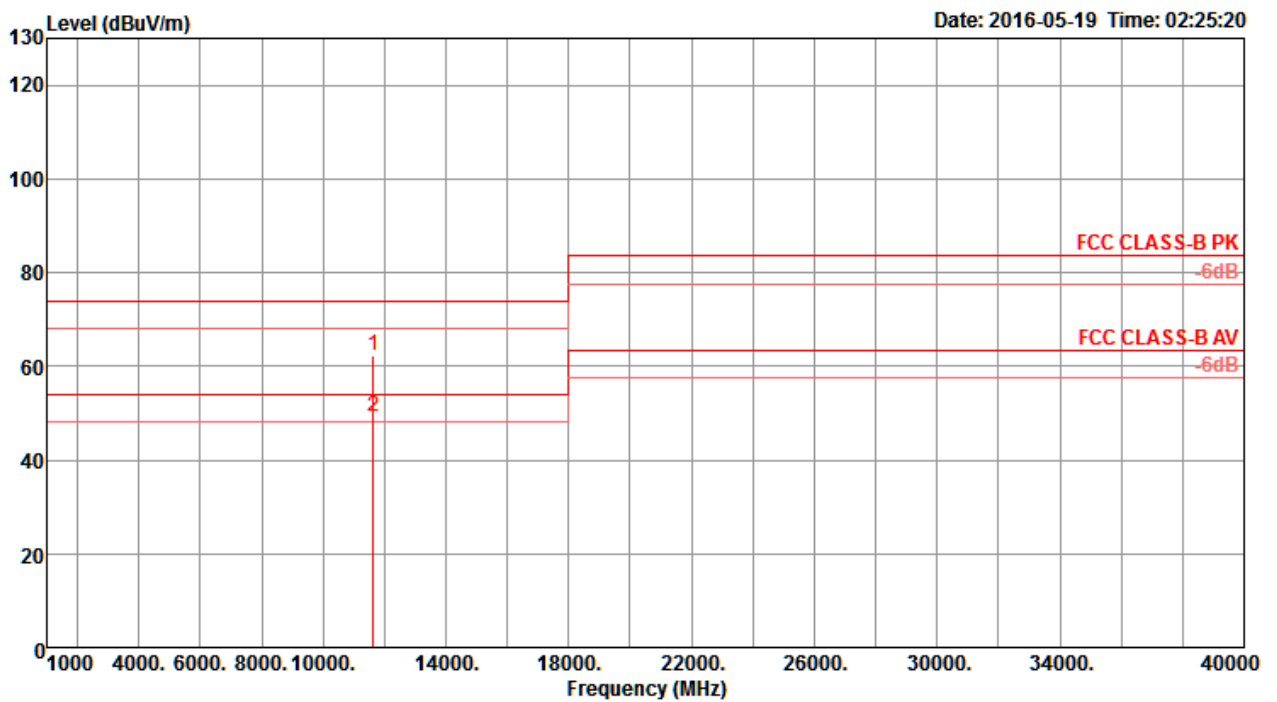


	Freq	Level	Limit	Over	Read	CableAntenna	Preamp	T/Pos	A/Pos	Remark	Pol/Phase	
	MHz	dBuV/m	dBuV/m	dB	dBuV	dB	dB/m	dB	deg	cm		
1	11565.42	66.18	74.00	-7.82	52.69	9.61	38.53	34.65	130	214	Peak	VERTICAL
2	11565.43	52.26	54.00	-1.74	38.77	9.61	38.53	34.65	130	214	Average	VERTICAL



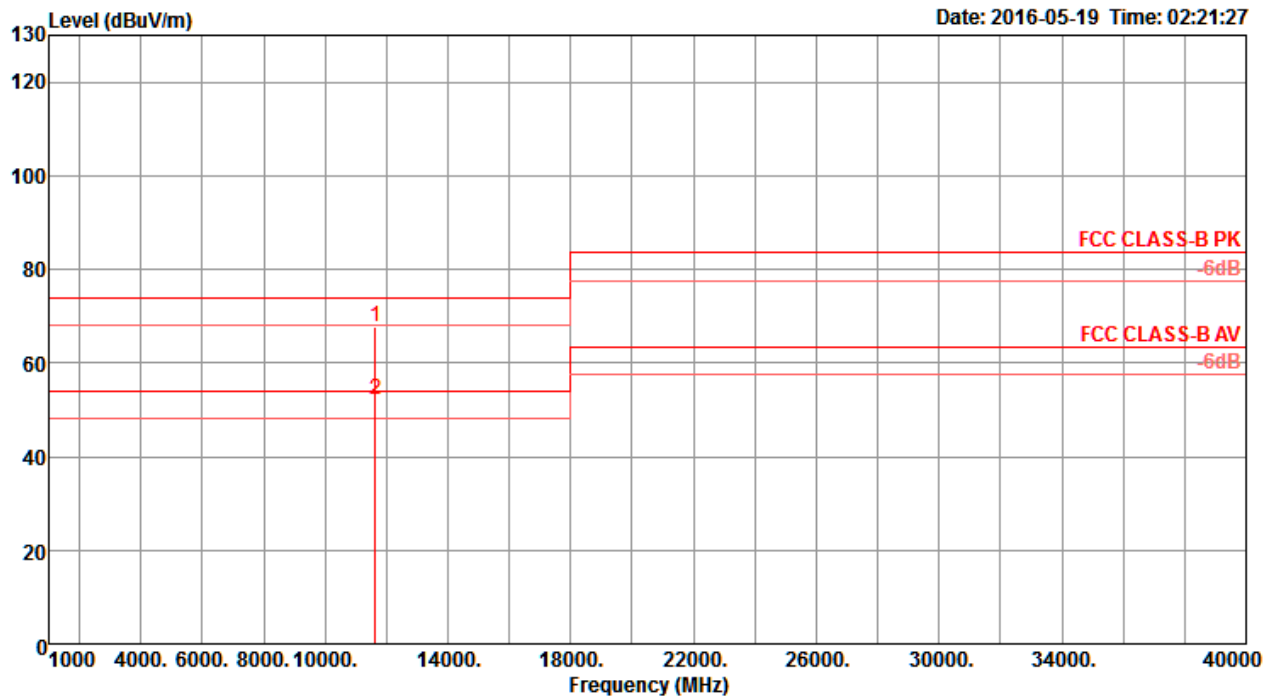
Temperature	22°C	Humidity	56%
Test Engineer	Nyle Chang & Peter Wu & Gary Chu & DK Chang & Eddie Weng & Stim Song & Brain Sun	Configurations	IEEE 802.11ac MCS0/Nss2 VHT20 CH 165 / Chain 1 + Chain 2 + Chain 3 + Chain 4
Test Mode	Mode 3		

Horizontal



	Freq	Level	Limit	Over	Read	CableAntenna	Preamp	T/Pos	A/Pos	Remark	Pol/Phase	
	MHz	dBuV/m	dBuV/m	dB	dBuV	dB	dB/m	dB	deg	cm		
1	11645.06	62.46	74.00	-11.54	48.99	9.60	38.55	34.68	160	181	Peak	HORIZONTAL
2	11645.22	49.35	54.00	-4.65	35.88	9.60	38.55	34.68	160	181	Average	HORIZONTAL

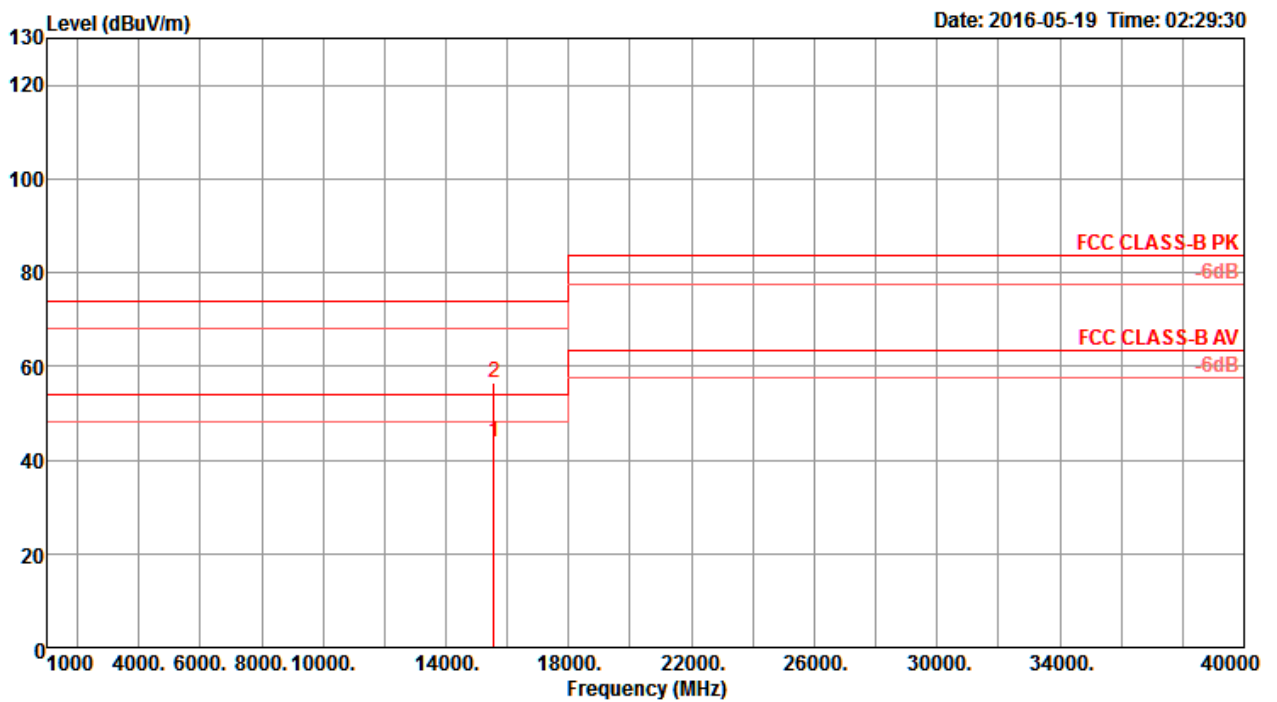
Vertical



	Freq	Level	Limit	Over	Read	CableAntenna	Preamp	T/Pos	A/Pos	Remark	Pol/Phase	
	MHz	dBuV/m	dBuV/m	dB	dBuV	dB	dB/m	dB	deg	cm		
1	11645.30	67.70	74.00	-6.30	54.23	9.60	38.55	34.68	130	235	Peak	VERTICAL
2	11648.48	52.12	54.00	-1.88	38.65	9.60	38.55	34.68	130	235	Average	VERTICAL

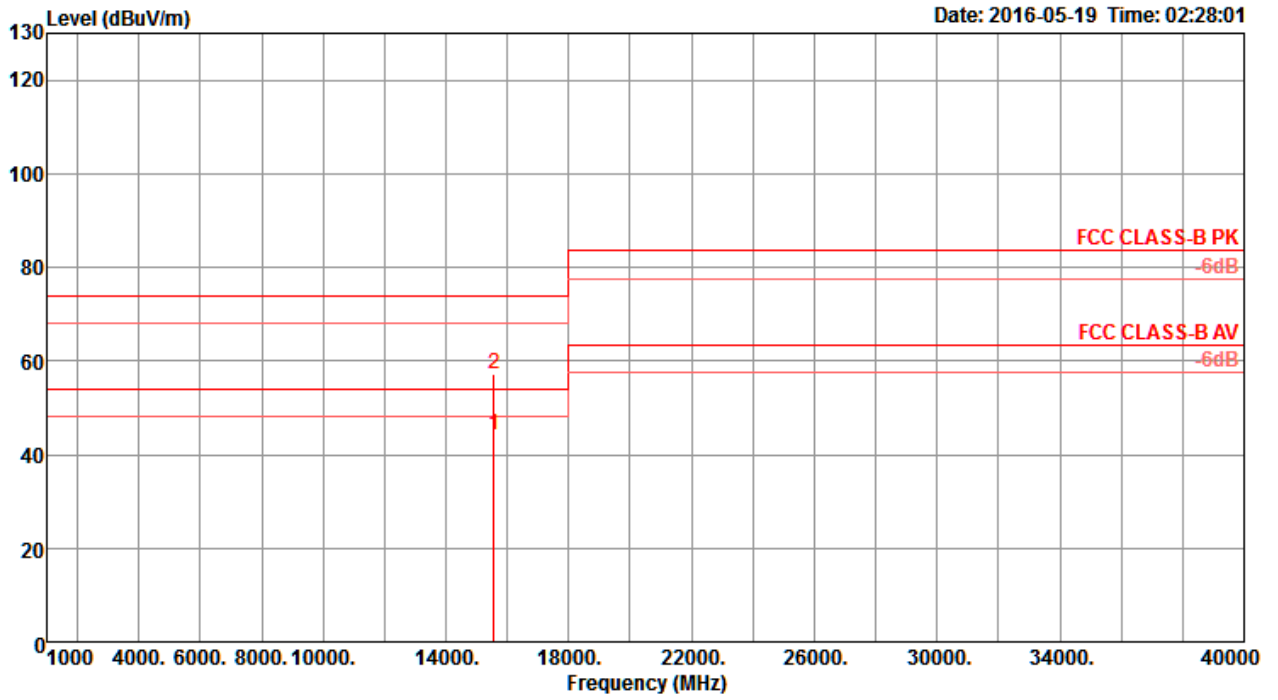
Temperature	22°C	Humidity	56%
Test Engineer	Nyle Chang & Peter Wu & Gary Chu & DK Chang & Eddie Weng & Stim Song & Brain Sun	Configurations	IEEE 802.11ac MCS0/Nss2 VHT40 CH 38 / Chain 1 + Chain 2 + Chain 3 + Chain 4
Test Mode	Mode 3		

Horizontal



	Freq	Level	Limit Line	Over Limit	Read Level	Cable Loss	Antenna Factor	Preamp Factor	T/Pos	A/Pos	Remark	Pol/Phase
	MHz	dBuV/m	dBuV/m	dB	dBuV	dB	dB/m	dB	deg	cm		
1	15566.70	43.92	54.00	-10.08	29.13	11.24	38.23	34.68	23	185	Average	HORIZONTAL
2	15572.12	56.40	74.00	-17.60	41.61	11.24	38.23	34.68	23	185	Peak	HORIZONTAL

Vertical

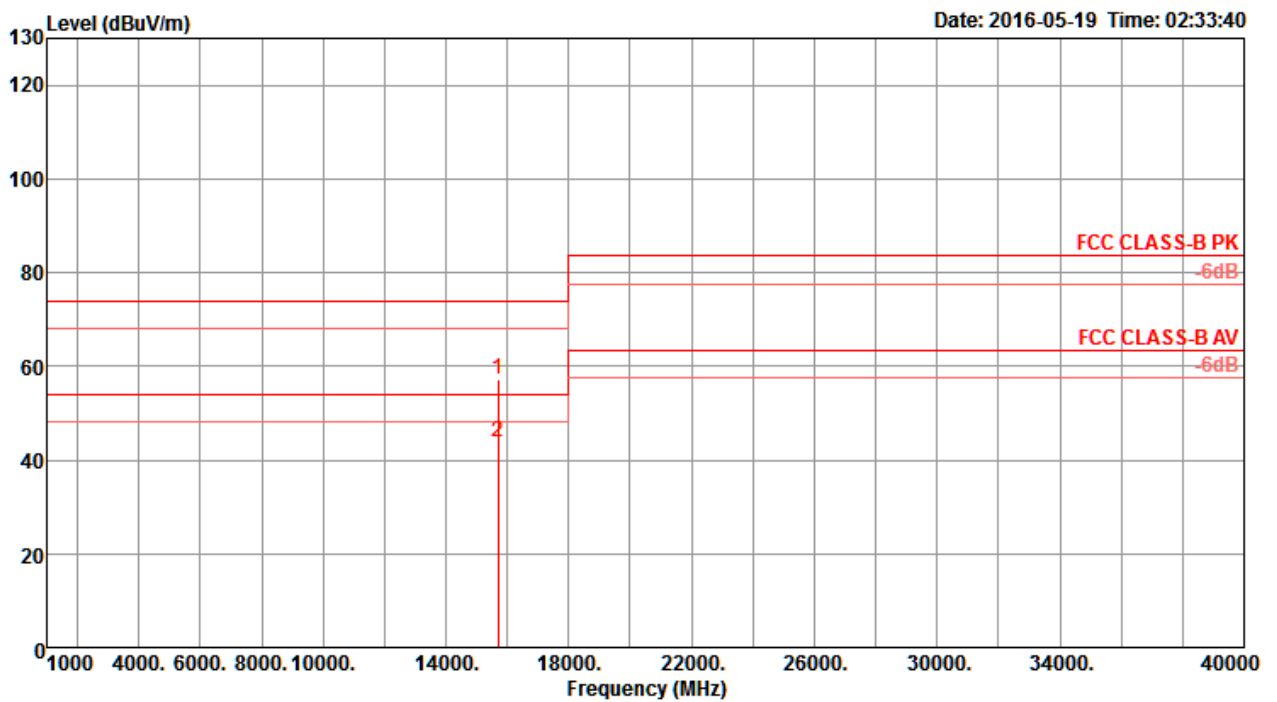


	Freq	Level	Limit	Over	Read	CableAntenna	Preamp	T/Pos	A/Pos	Remark	Pol/Phase	
	MHz	dBuV/m	dBuV/m	dB	dBuV	dB	dB/m	dB	deg	cm		
1	15567.72	44.29	54.00	-9.71	29.50	11.24	38.23	34.68	310	220	Average	VERTICAL
2	15568.46	57.05	74.00	-16.95	42.26	11.24	38.23	34.68	310	220	Peak	VERTICAL



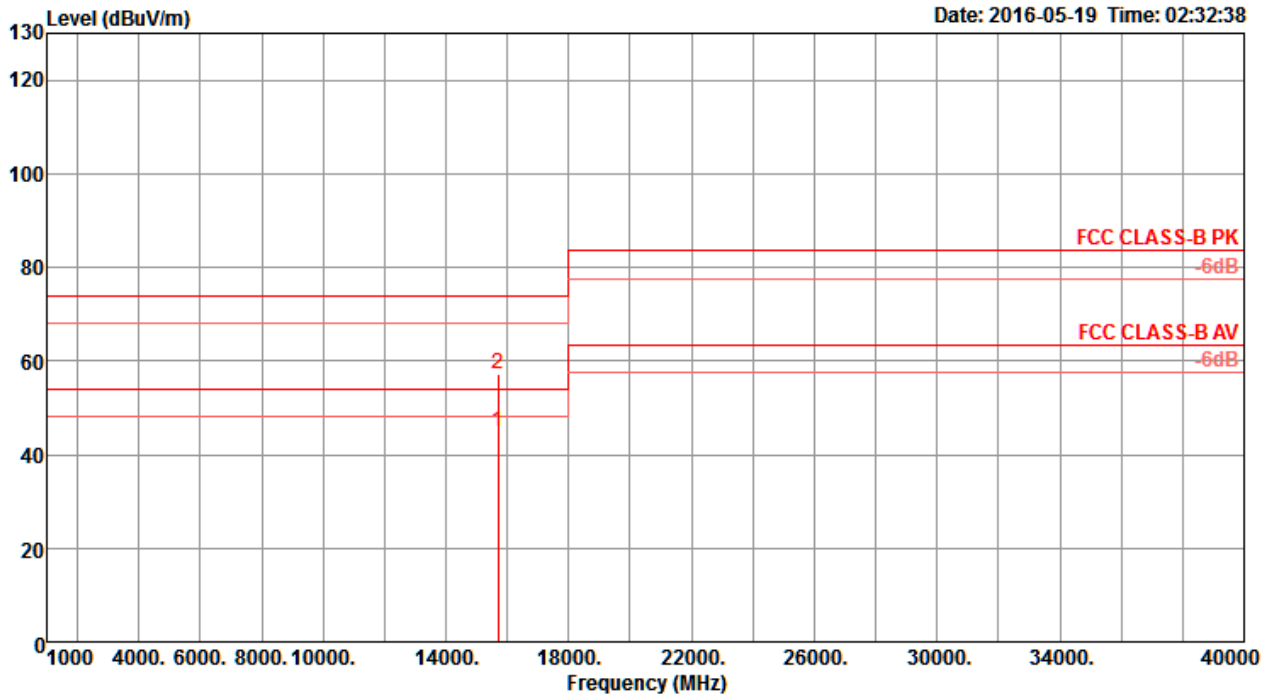
Temperature	22°C	Humidity	56%
Test Engineer	Nyle Chang & Peter Wu & Gary Chu & DK Chang & Eddie Weng & Stim Song & Brain Sun	Configurations	IEEE 802.11ac MCS0/Nss2 VHT40 CH 46 / Chain 1 + Chain 2 + Chain 3 + Chain 4
Test Mode	Mode 3		

Horizontal



	Freq	Level	Limit	Over	Read	Cable	Antenna	Preamp	T/Pos	A/Pos	Remark	Pol/Phase
	MHz	dBuV/m	dBuV/m	dB	dBuV	dB	dB/m	dB	deg	cm		
1	15688.64	57.09	74.00	-16.91	42.25	11.26	38.35	34.77	25	180	Peak	HORIZONTAL
2	15691.83	43.83	54.00	-10.17	28.91	11.27	38.42	34.77	25	180	Average	HORIZONTAL

Vertical

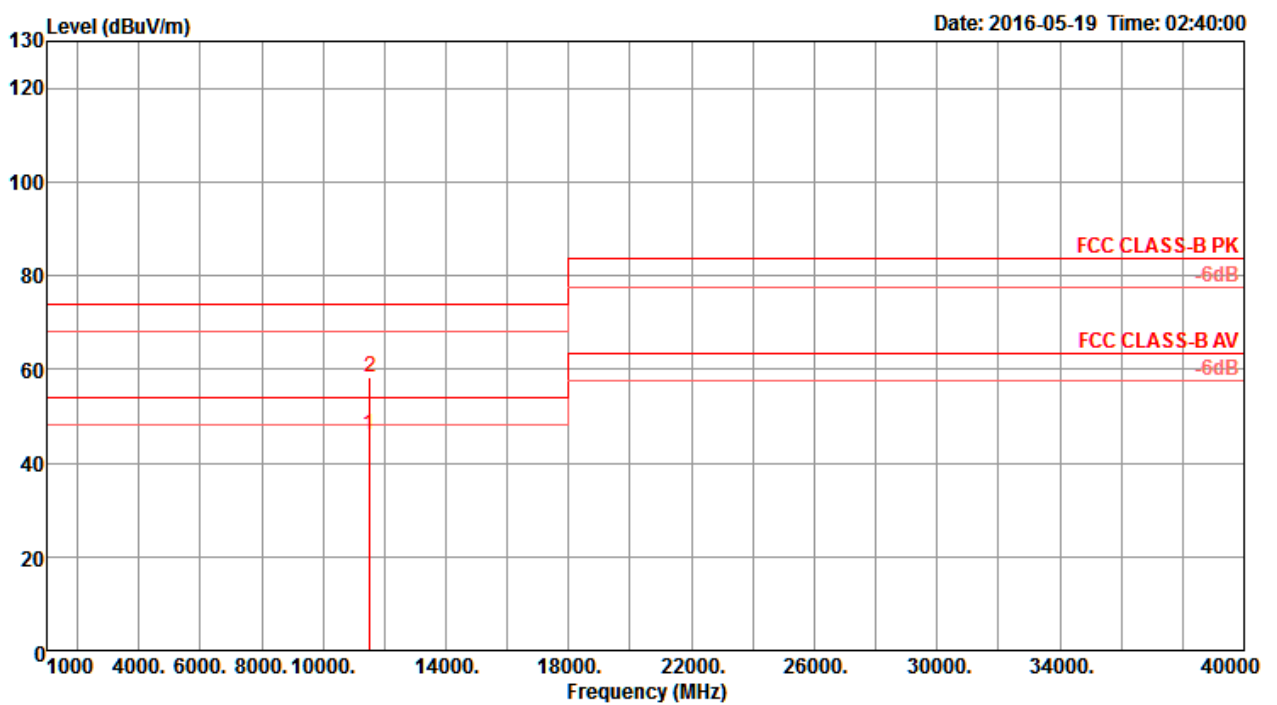


	Freq	Level	Limit	Over	Read	CableAntenna	Preamp	T/Pos	A/Pos	Remark	Pol/Phase
	MHz	dBuV/m	dBuV/m	dB	dBuV	dB	dB/m	deg	cm		
1	15692.85	45.08	54.00	-8.92	30.16	11.27	38.42	34.77	5	212 Average	VERTICAL
2	15693.06	57.17	74.00	-16.83	42.25	11.27	38.42	34.77	5	212 Peak	VERTICAL



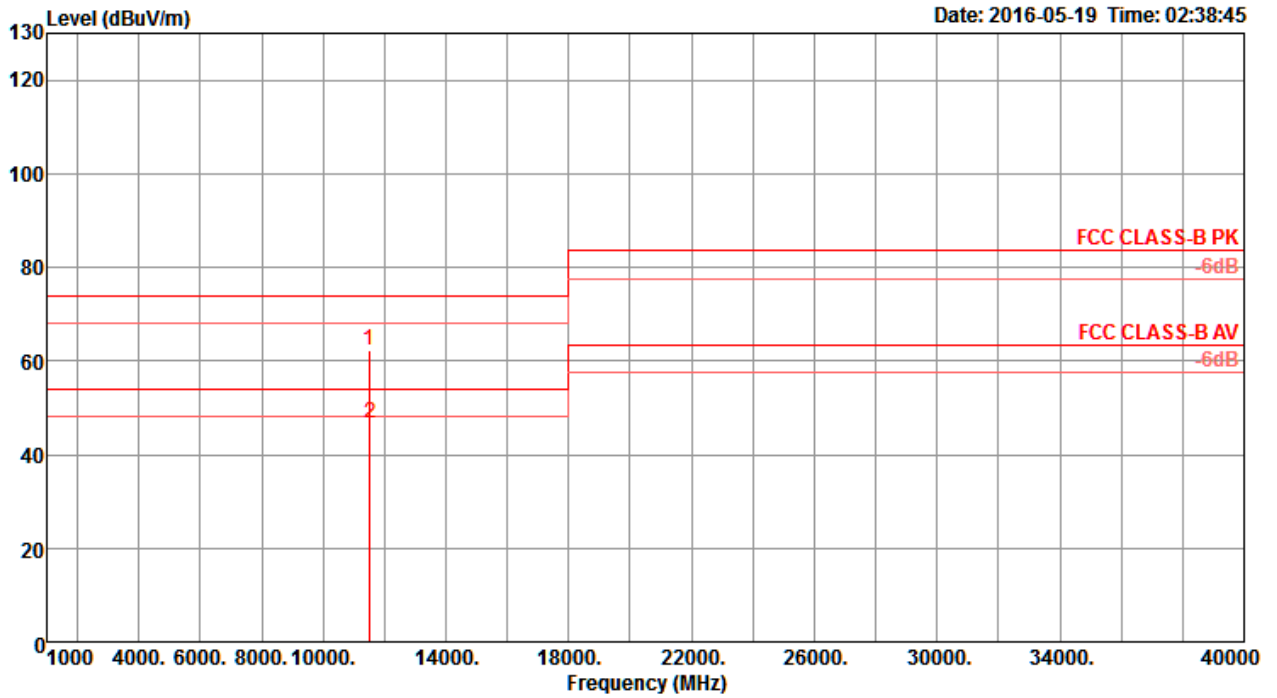
Temperature	22°C	Humidity	56%
Test Engineer	Nyle Chang & Peter Wu & Gary Chu & DK Chang & Eddie Weng & Stim Song & Brain Sun	Configurations	IEEE 802.11ac MCS0/Nss2 VHT40 CH 151 / Chain 1 + Chain 2 + Chain 3 + Chain 4
Test Mode	Mode 3		

Horizontal



	Freq	Level	Limit	Over	Read	Cable	Antenna	Preamp	T/Pos	A/Pos	Remark	Pol/Phase
	MHz	dBuV/m	dBuV/m	dB	dBuV	dB	dB/m	dB	deg	cm		
1	11505.03	46.11	54.00	-7.89	32.61	9.62	38.50	34.62	157	184	Average	HORIZONTAL
2	11511.17	58.34	74.00	-15.66	44.85	9.62	38.50	34.63	157	184	Peak	HORIZONTAL

Vertical

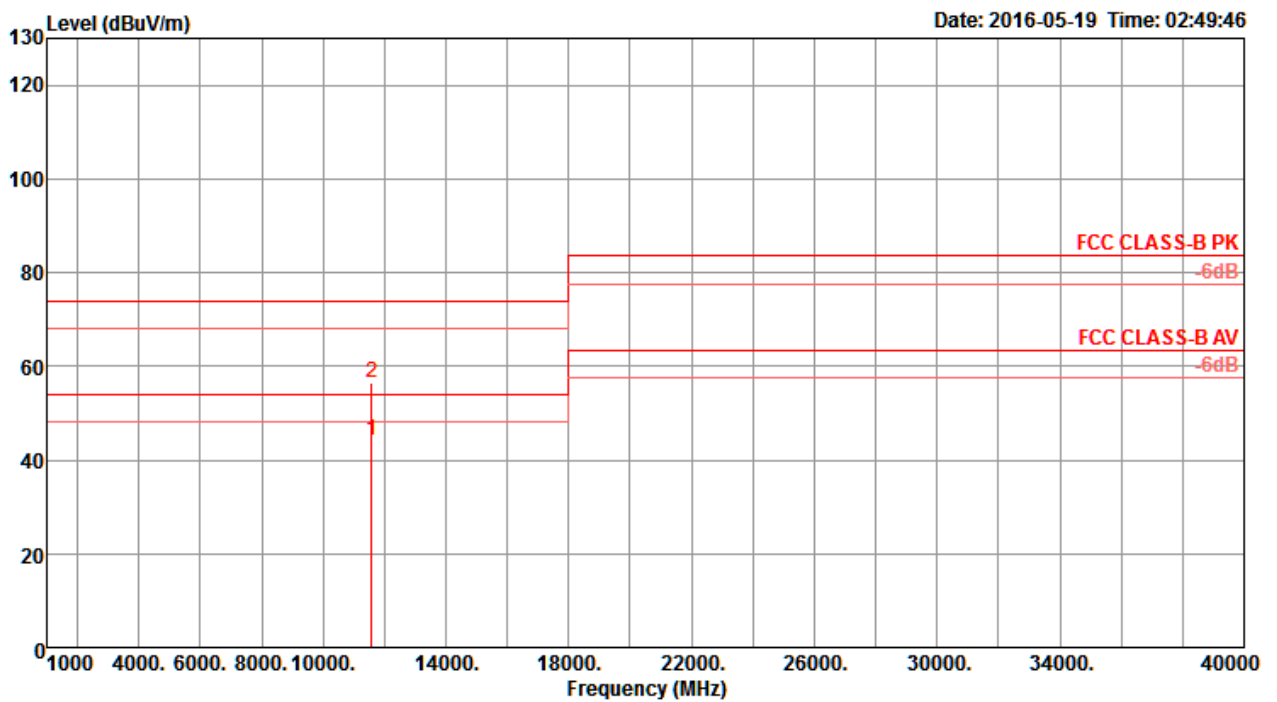


	Freq	Level	Limit	Over	Read	CableAntenna	Preamp	T/Pos	A/Pos	Remark	Pol/Phase	
	MHz	dBuV/m	dBuV/m	dB	dBuV	dB	dB/m	dB	deg	cm		
1	11506.23	62.19	74.00	-11.81	48.69	9.62	38.50	34.62	128	210	Peak	VERTICAL
2	11513.93	46.65	54.00	-7.35	33.16	9.62	38.50	34.63	128	210	Average	VERTICAL



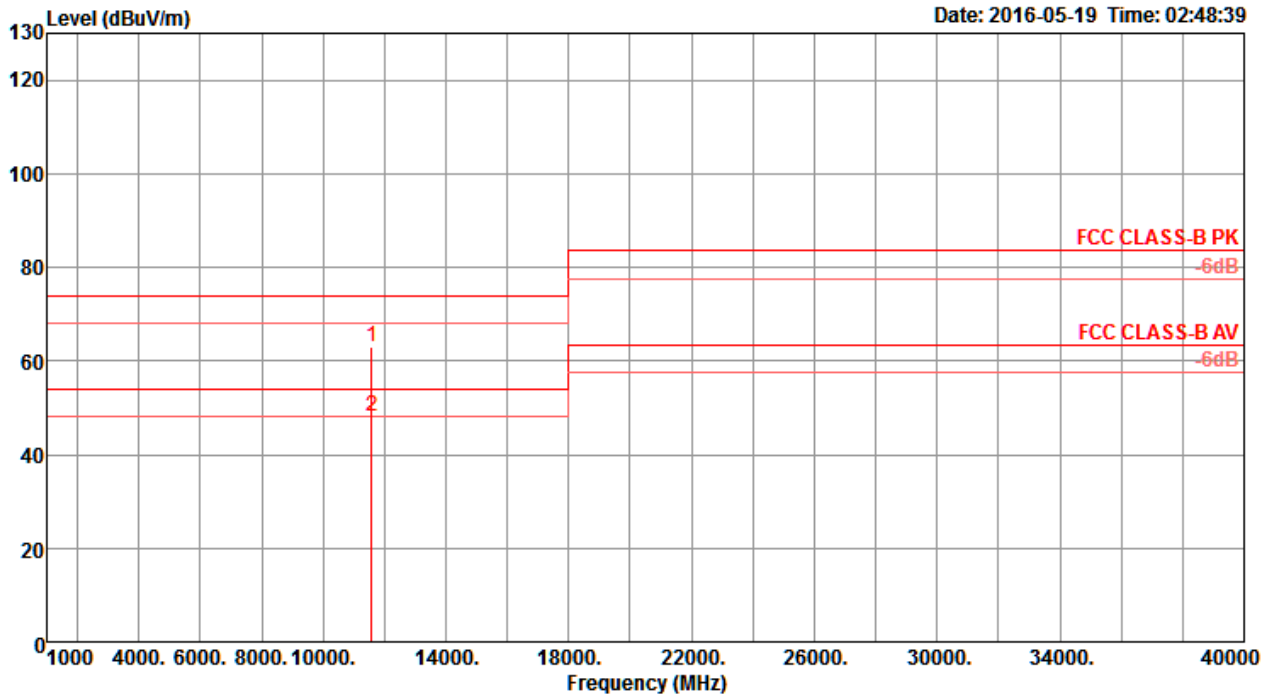
Temperature	22°C	Humidity	56%
Test Engineer	Nyle Chang & Peter Wu & Gary Chu & DK Chang & Eddie Weng & Stim Song & Brain Sun	Configurations	IEEE 802.11ac MCS0/Nss2 VHT40 CH 159 / Chain 1 + Chain 2 + Chain 3 + Chain 4
Test Mode	Mode 3		

Horizontal



	Freq	Level	Limit Line	Over Limit	Read Level	Cable Loss	Antenna Factor	Preamp Factor	T/Pos	A/Pos	Remark	Pol/Phase
	MHz	dBuV/m	dBuV/m	dB	dBuV	dB	dB/m	dB	deg	cm		
1	11585.27	44.11	54.00	-9.89	30.63	9.60	38.54	34.66	138	178	Average	HORIZONTAL
2	11593.29	56.42	74.00	-17.58	42.94	9.60	38.54	34.66	138	178	Peak	HORIZONTAL

Vertical

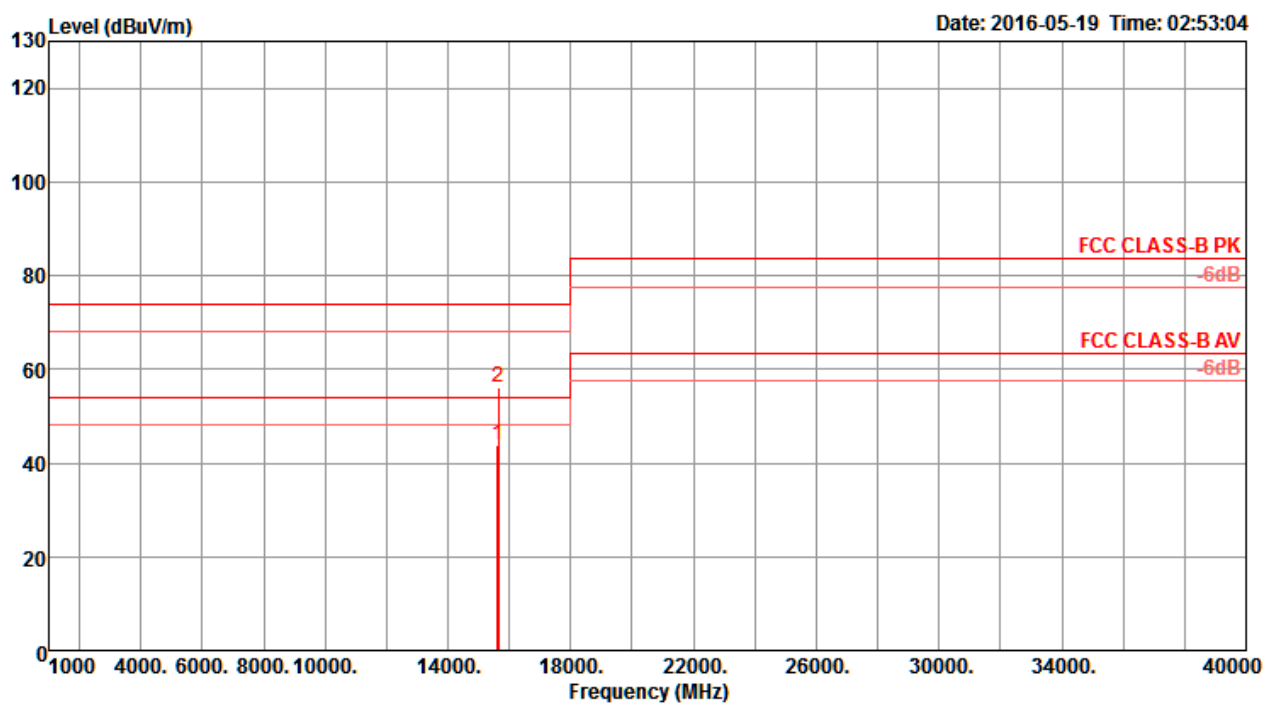


	Freq	Level	Limit	Over	Read	CableAntenna	Preamp	T/Pos	A/Pos	Remark	Pol/Phase	
	MHz	dBuV/m	dBuV/m	dB	dBuV	dB	dB/m	dB	deg	cm		
1	11585.43	62.91	74.00	-11.09	49.43	9.60	38.54	34.66	139	221	Peak	VERTICAL
2	11587.05	48.32	54.00	-5.68	34.84	9.60	38.54	34.66	139	221	Average	VERTICAL



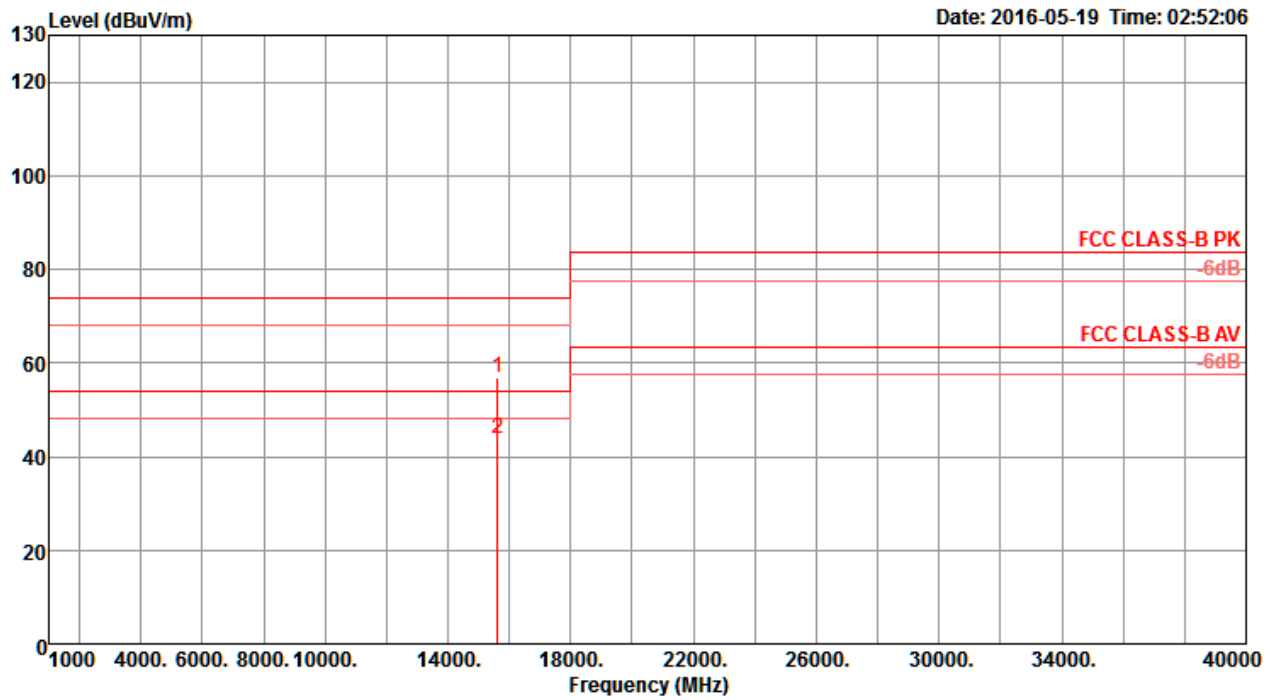
Temperature	22°C	Humidity	56%
Test Engineer	Nyle Chang & Peter Wu & Gary Chu & DK Chang & Eddie Weng & Stim Song & Brain Sun	Configurations	IEEE 802.11ac MCS0/Nss2 VHT80 CH 42 / Chain 1 + Chain 2 + Chain 3 + Chain 4
Test Mode	Mode 3		

Horizontal



	Freq	Level	Limit	Over	Read	Cable	Antenna	Preamp	T/Pos	A/Pos	Remark	Pol/Phase
	MHz	dBuV/m	dBuV/m	dB	dBuV	dB	dB/m	dB	deg	cm		
1	15626.47	43.65	54.00	-10.35	28.84	11.25	38.29	34.73	359	181	Average	HORIZONTAL
2	15633.19	56.14	74.00	-17.86	41.33	11.25	38.29	34.73	359	181	Peak	HORIZONTAL

Vertical

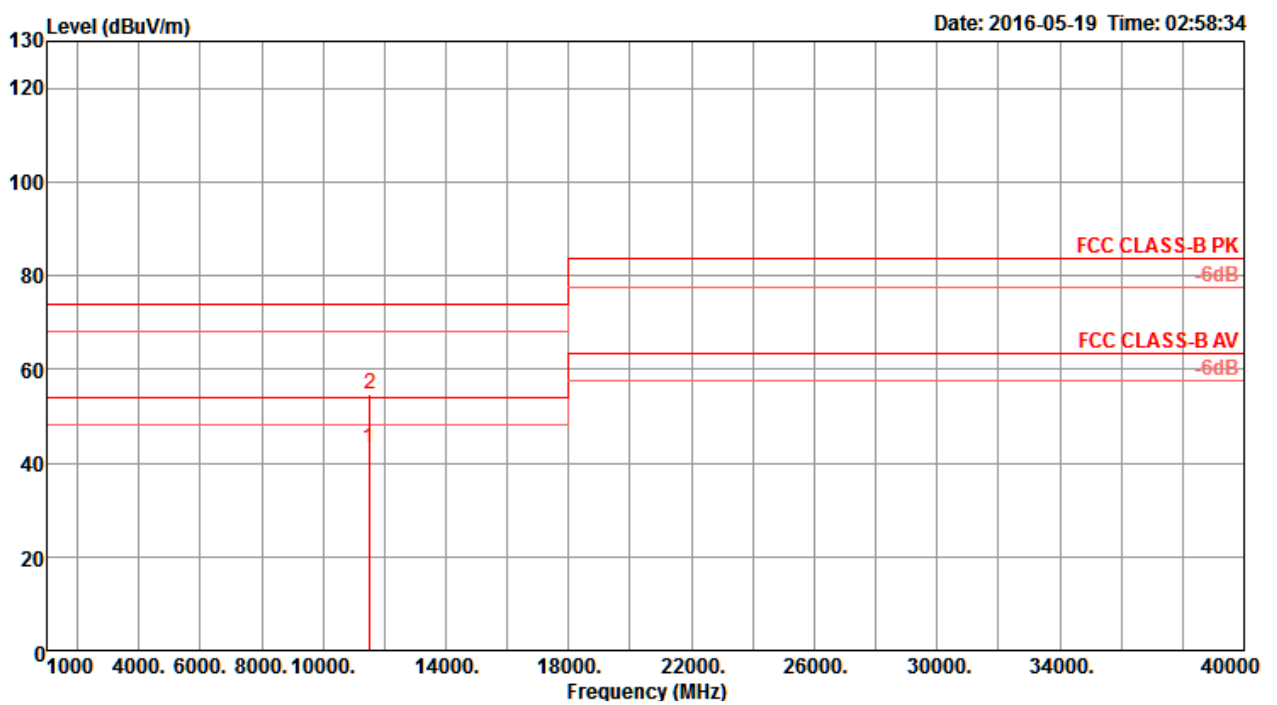


	Freq	Level	Limit	Over	Read	CableAntenna	Preamp	T/Pos	A/Pos	Remark	Pol/Phase
	MHz	dBuV/m	dBuV/m	dB	dBuV	dB	dB/m	dB	deg	cm	
1	15626.31	56.77	74.00	-17.23	41.96	11.25	38.29	34.73	351	188 Peak	VERTICAL
2	15629.87	43.77	54.00	-10.23	28.96	11.25	38.29	34.73	351	188 Average	VERTICAL



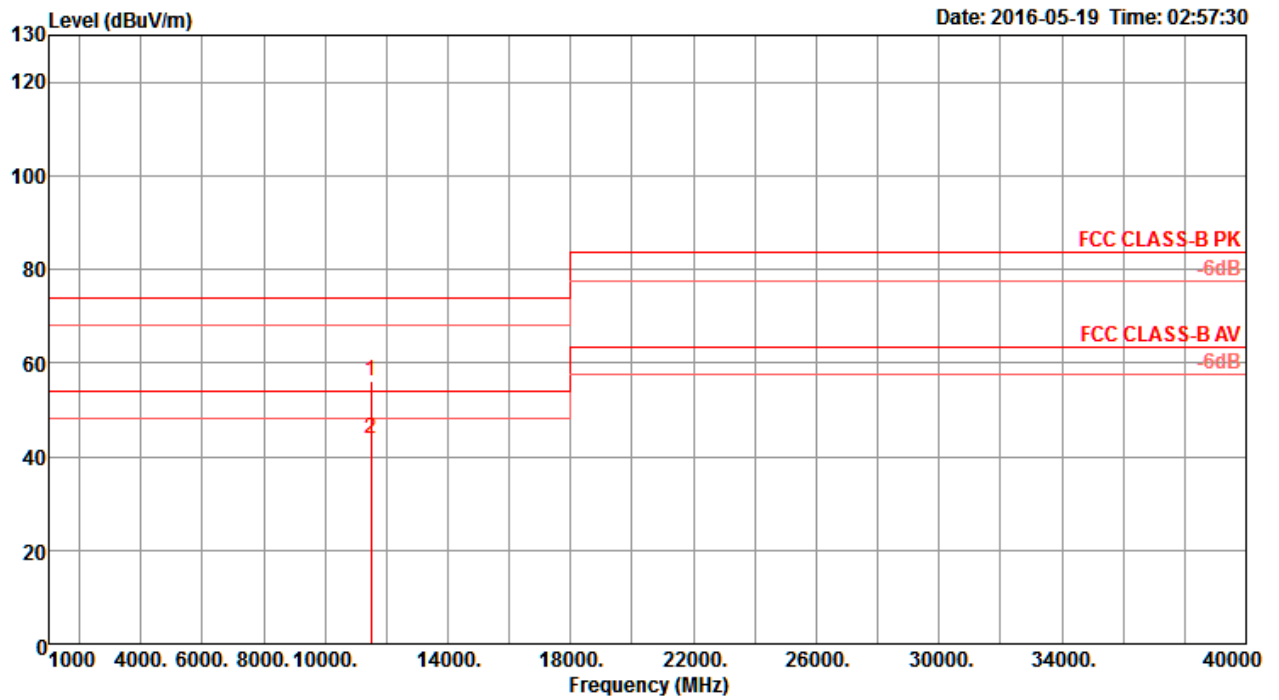
Temperature	22°C	Humidity	56%
Test Engineer	Nyle Chang & Peter Wu & Gary Chu & DK Chang & Eddie Weng & Stim Song & Brain Sun	Configurations	IEEE 802.11ac MCS0/Nss2 VHT80 CH 155 / Chain 1 + Chain 2 + Chain 3 + Chain 4
Test Mode	Mode 3		

Horizontal



	Freq	Level	Limit	Over	Read	Cable	Antenna	Preamp	T/Pos	A/Pos	Remark	Pol/Phase
	MHz	dBuV/m	dBuV/m	dB	dBuV	dB	dB/m	dB	deg	cm		
1	11505.22	42.94	54.00	-11.06	29.44	9.62	38.50	34.62	156	168	Average	HORIZONTAL
2	11511.96	54.85	74.00	-19.15	41.36	9.62	38.50	34.63	156	168	Peak	HORIZONTAL

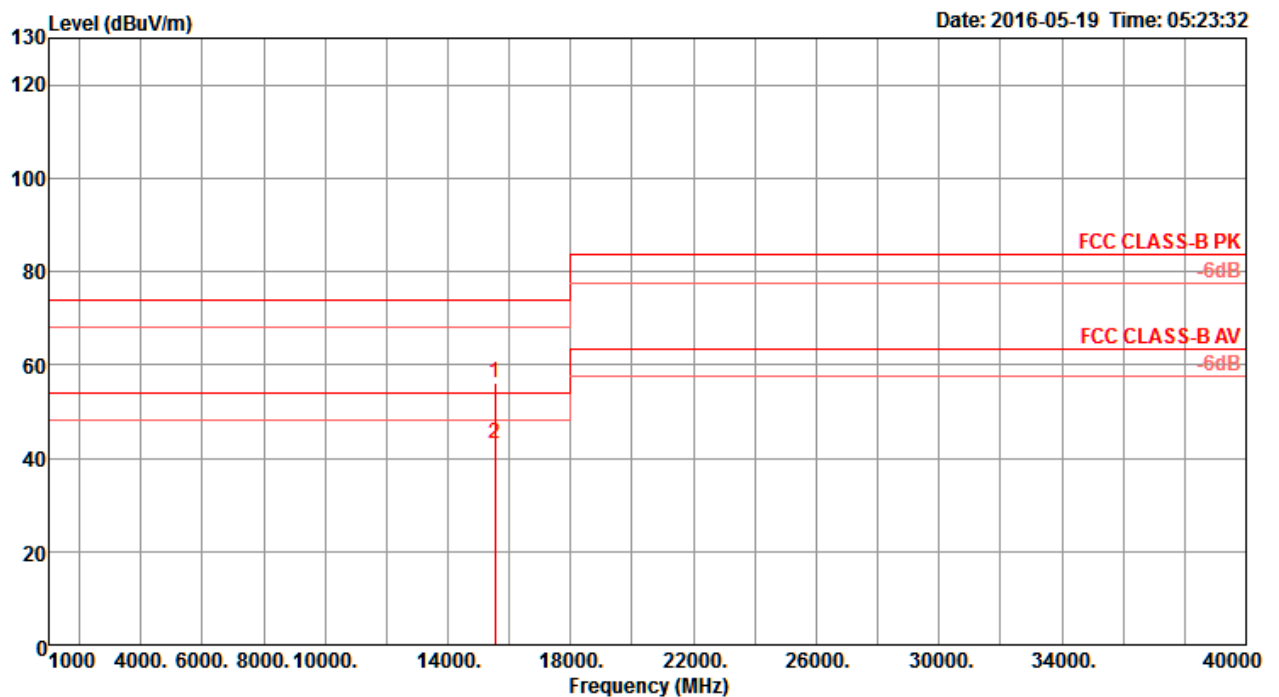
Vertical



	Freq	Level	Limit	Over	Read	CableAntenna	Preamp	T/Pos	A/Pos	Remark	Pol/Phase	
	MHz	dBuV/m	dBuV/m	dB	dBuV	dB	dB/m	dB	deg	cm		
1	11505.27	56.05	74.00	-17.95	42.55	9.62	38.50	34.62	127	214	Peak	VERTICAL
2	11507.23	43.97	54.00	-10.03	30.47	9.62	38.50	34.62	127	214	Average	VERTICAL

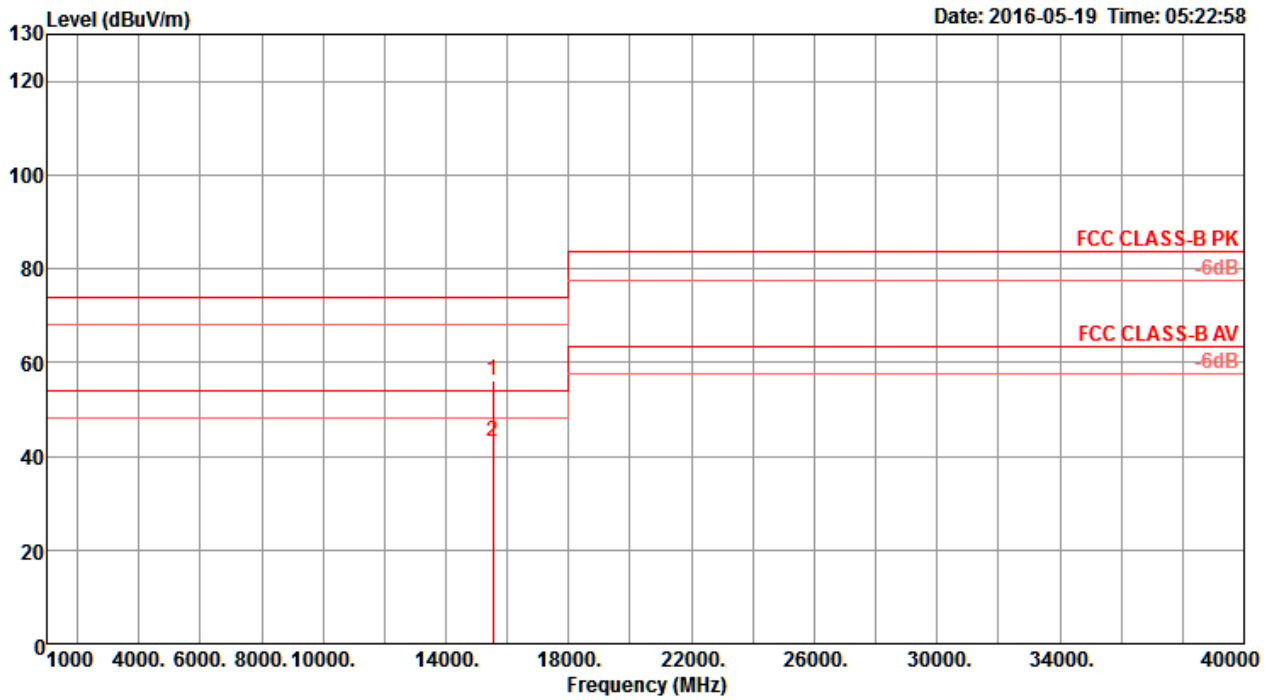
Temperature	22°C	Humidity	56%
Test Engineer	Nyle Chang & Peter Wu & Gary Chu & DK Chang & Eddie Weng & Stim Song & Brain Sun	Configurations	IEEE 802.11ac MCS0/Nss3 VHT20 CH 36 / Chain 1 + Chain 2 + Chain 3 + Chain 4
Test Mode	Mode 3		

Horizontal



	Freq	Level	Limit	Over	Read	Cable	Antenna	Preamp	T/Pos	A/Pos	Remark	Pol/Phase
	MHz	dBuV/m	dBuV/m	dB	dBuV	dB	dB/m	dB	deg	cm		
1	15538.29	56.04	74.00	-17.96	41.29	11.23	38.16	34.64	21	194	Peak	HORIZONTAL
2	15540.02	42.97	54.00	-11.03	28.22	11.23	38.16	34.64	21	194	Average	HORIZONTAL

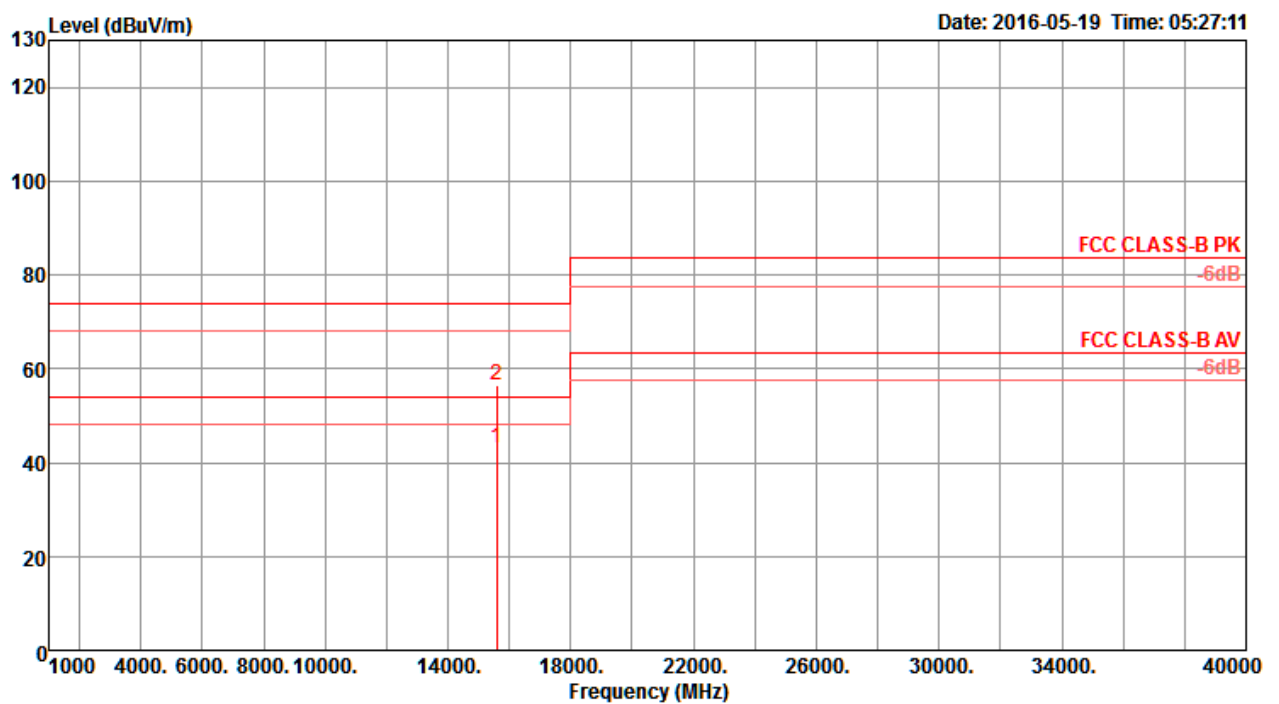
Vertical



	Freq	Level	Limit Line	Over Limit	Read Level	CableAntenna Loss	Antenna Factor	Preamp Factor	T/Pos	A/Pos	Remark	Pol/Phase
	MHz	dBuV/m	dBuV/m	dB	dBuV	dB	dB/m	dB	deg	cm		
1	15538.38	56.22	74.00	-17.78	41.47	11.23	38.16	34.64	44	189	Peak	VERTICAL
2	15541.68	43.23	54.00	-10.77	28.48	11.23	38.16	34.64	44	189	Average	VERTICAL

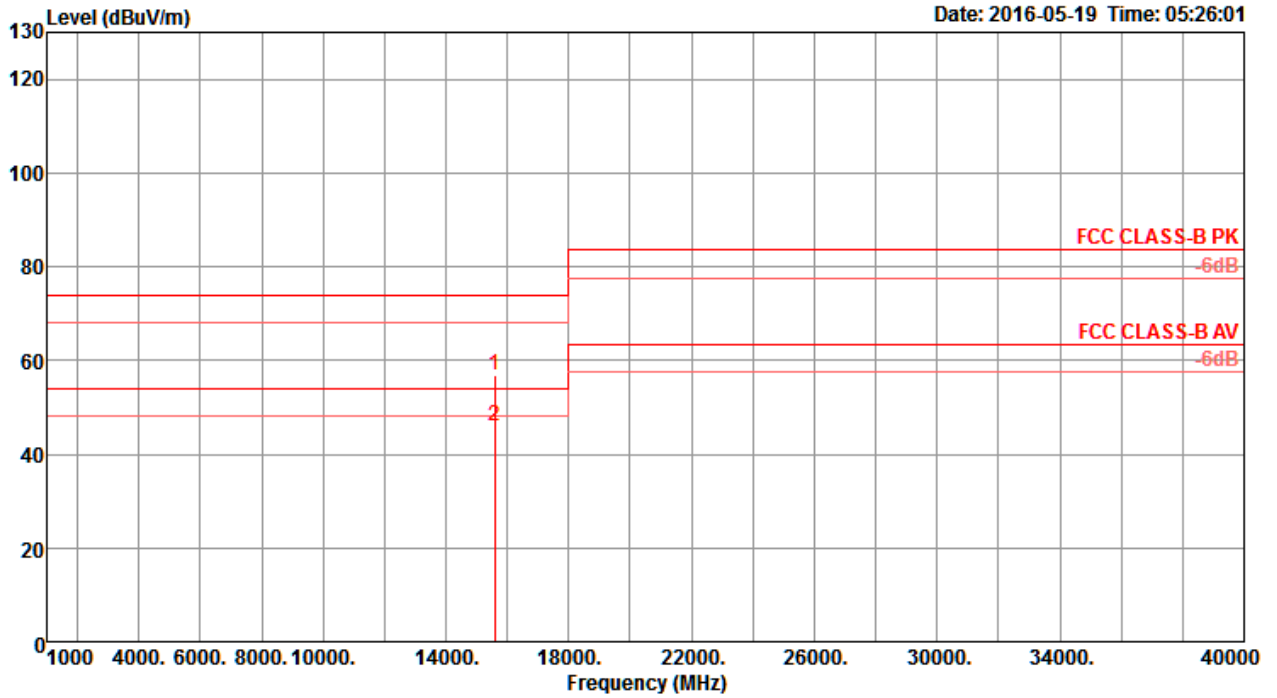
Temperature	22°C	Humidity	56%
Test Engineer	Nyle Chang & Peter Wu & Gary Chu & DK Chang & Eddie Weng & Stim Song & Brain Sun	Configurations	IEEE 802.11ac MCS0/Nss3 VHT20 CH 40 / Chain 1 + Chain 2 + Chain 3 + Chain 4
Test Mode	Mode 3		

Horizontal



	Freq	Level	Limit Line	Over Limit	Read Level	Cable Loss	Antenna Factor	Preamp Factor	T/Pos	A/Pos	Remark	Pol/Phase
	MHz	dBuV/m	dBuV/m	dB	dBuV	dB	dB/m	dB	deg	cm		
1	15598.63	43.00	54.00	-11.00	28.21	11.24	38.23	34.68	137	180	Average	HORIZONTAL
2	15599.09	56.61	74.00	-17.39	41.82	11.24	38.23	34.68	137	180	Peak	HORIZONTAL

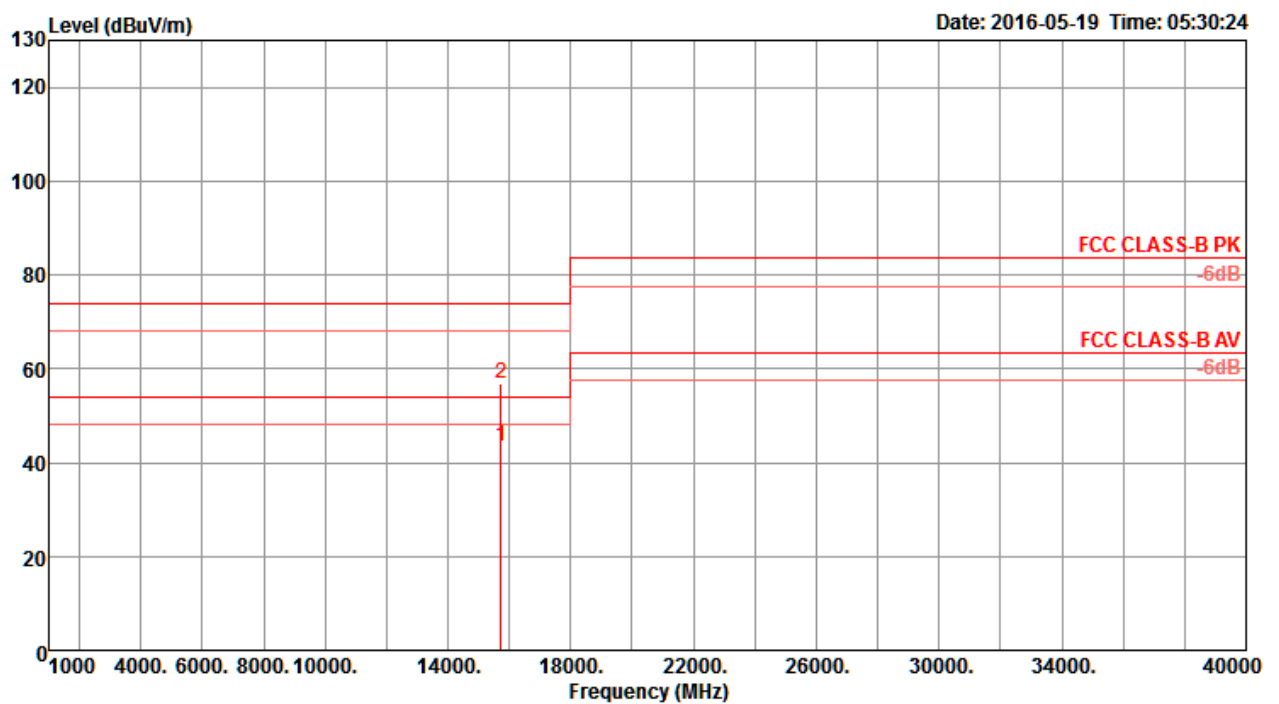
Vertical



	Freq	Level	Limit	Over	Read	CableAntenna	Preamp	T/Pos	A/Pos	Remark	Pol/Phase	
	MHz	dBuV/m	dBuV/m	dB	dBuV	dB	dB/m	dB	deg	cm		
1	15599.37	56.82	74.00	-17.18	42.03	11.24	38.23	34.68	129	173	Peak	VERTICAL
2	15600.98	46.07	54.00	-7.93	31.21	11.25	38.29	34.68	129	173	Average	VERTICAL

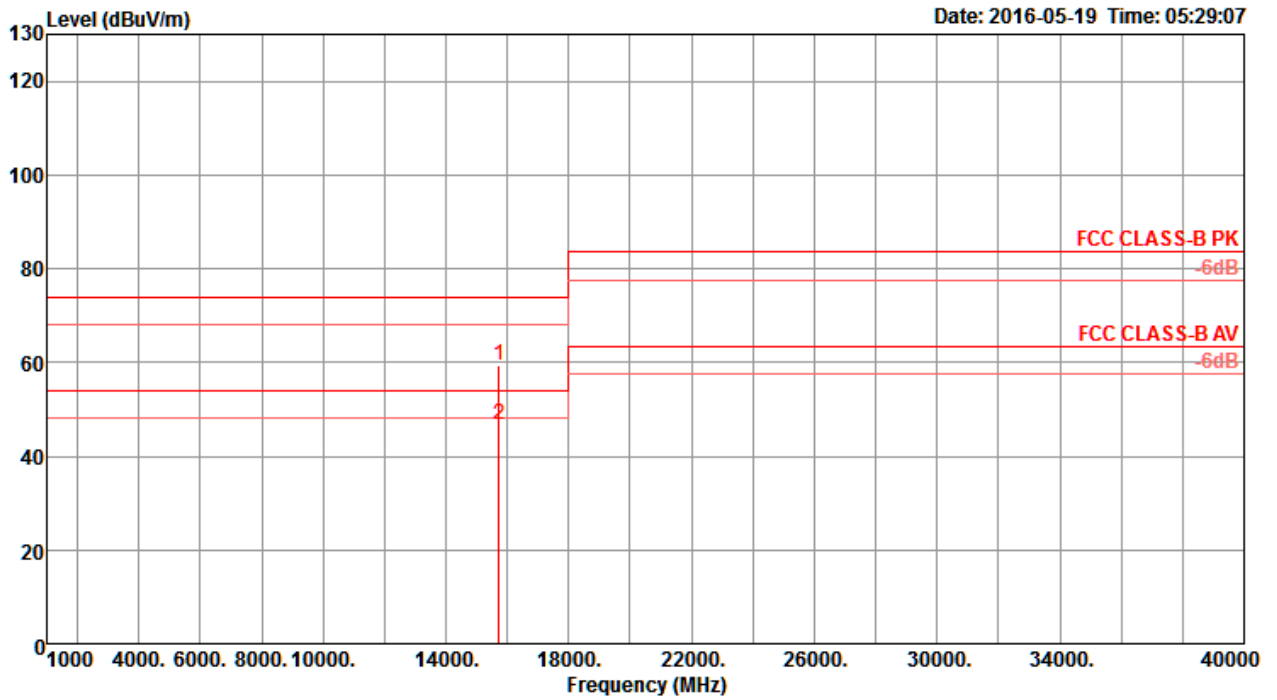
Temperature	22°C	Humidity	56%
Test Engineer	Nyle Chang & Peter Wu & Gary Chu & DK Chang & Eddie Weng & Stim Song & Brain Sun	Configurations	IEEE 802.11ac MCS0/Nss3 VHT20 CH 48 / Chain 1 + Chain 2 + Chain 3 + Chain 4
Test Mode	Mode 3		

Horizontal



	Freq	Level	Limit Line	Over Limit	Read Level	Cable Loss	Antenna Factor	Preamp Factor	T/Pos	A/Pos	Remark	Pol/Phase
	MHz	dBuV/m	dBuV/m	dB	dBuV	dB	dB/m	dB	deg	cm		
1	15721.46	43.36	54.00	-10.64	28.48	11.27	38.42	34.81	124	197	Average	HORIZONTAL
2	15722.24	56.79	74.00	-17.21	41.91	11.27	38.42	34.81	124	197	Peak	HORIZONTAL

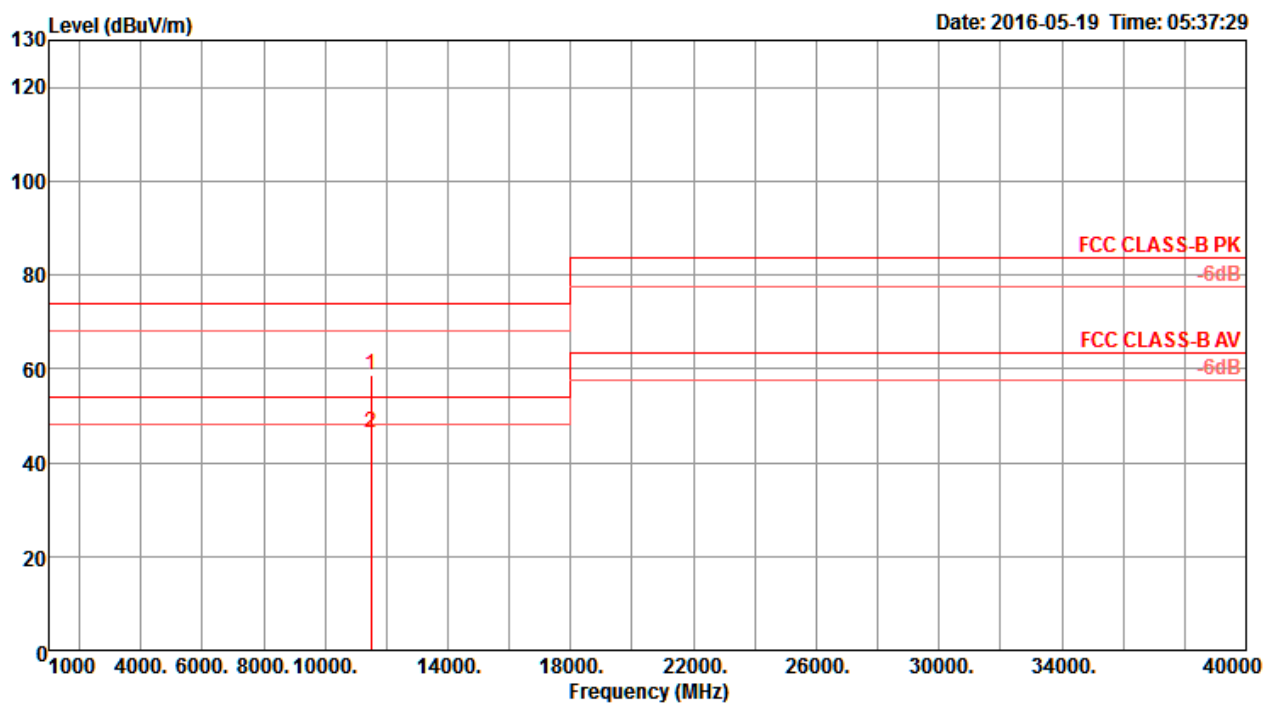
Vertical



	Freq	Level	Limit	Over	Read	CableAntenna	Preamp	T/Pos	A/Pos	Remark	Pol/Phase
	MHz	dBuV/m	dBuV/m	dB	dBuV	dB	dB/m	dB	deg	cm	
1	15717.77	59.52	74.00	-14.48	44.64	11.27	38.42	34.81	131	187 Peak	VERTICAL
2	15719.31	46.73	54.00	-7.27	31.85	11.27	38.42	34.81	131	187 Average	VERTICAL

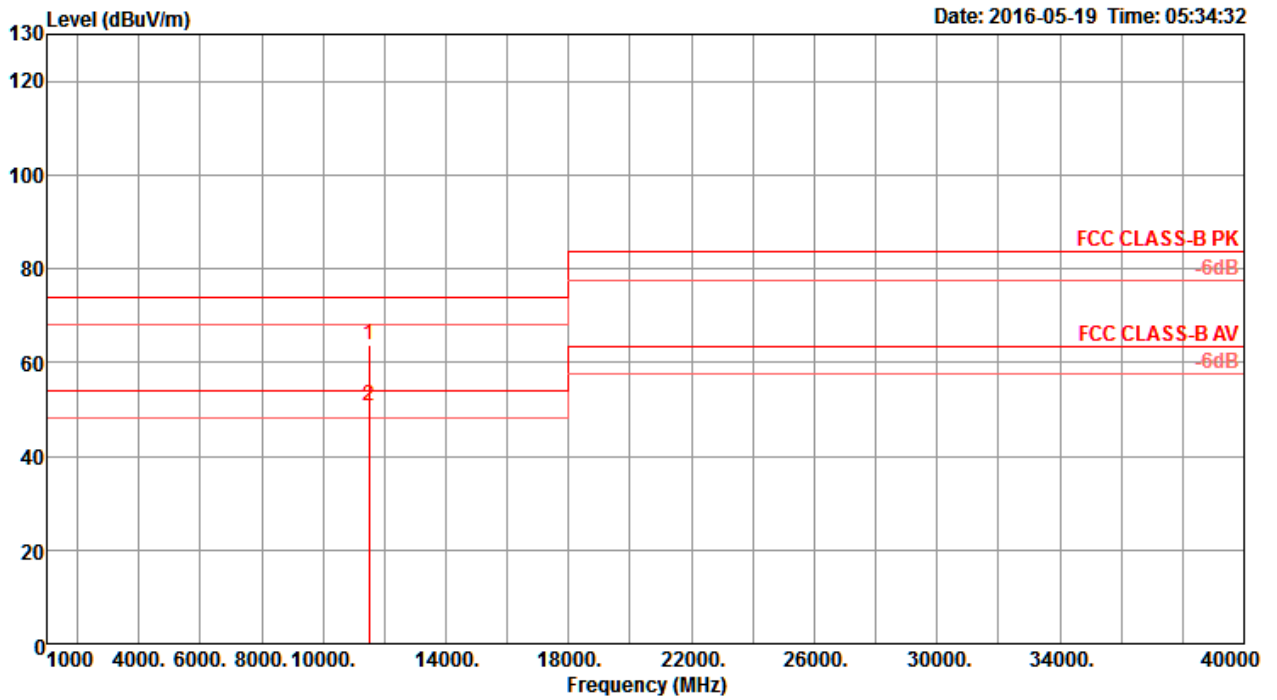
Temperature	22°C	Humidity	56%
Test Engineer	Nyle Chang & Peter Wu & Gary Chu & DK Chang & Eddie Weng & Stim Song & Brain Sun	Configurations	IEEE 802.11ac MCS0/Nss3 VHT20 CH 149 / Chain 1 + Chain 2 + Chain 3 + Chain 4
Test Mode	Mode 3		

Horizontal



	Freq	Level	Limit	Over	Read	CableAntenna	Preamp	T/Pos	A/Pos	Remark	Pol/Phase	
	MHz	dBuV/m	dBuV/m	dB	dBuV	dB	dB/m	dB	deg	cm		
1	11489.95	58.64	74.00	-15.36	45.14	9.62	38.50	34.62	159	173	Peak	HORIZONTAL
2	11491.15	46.27	54.00	-7.73	32.77	9.62	38.50	34.62	159	173	Average	HORIZONTAL

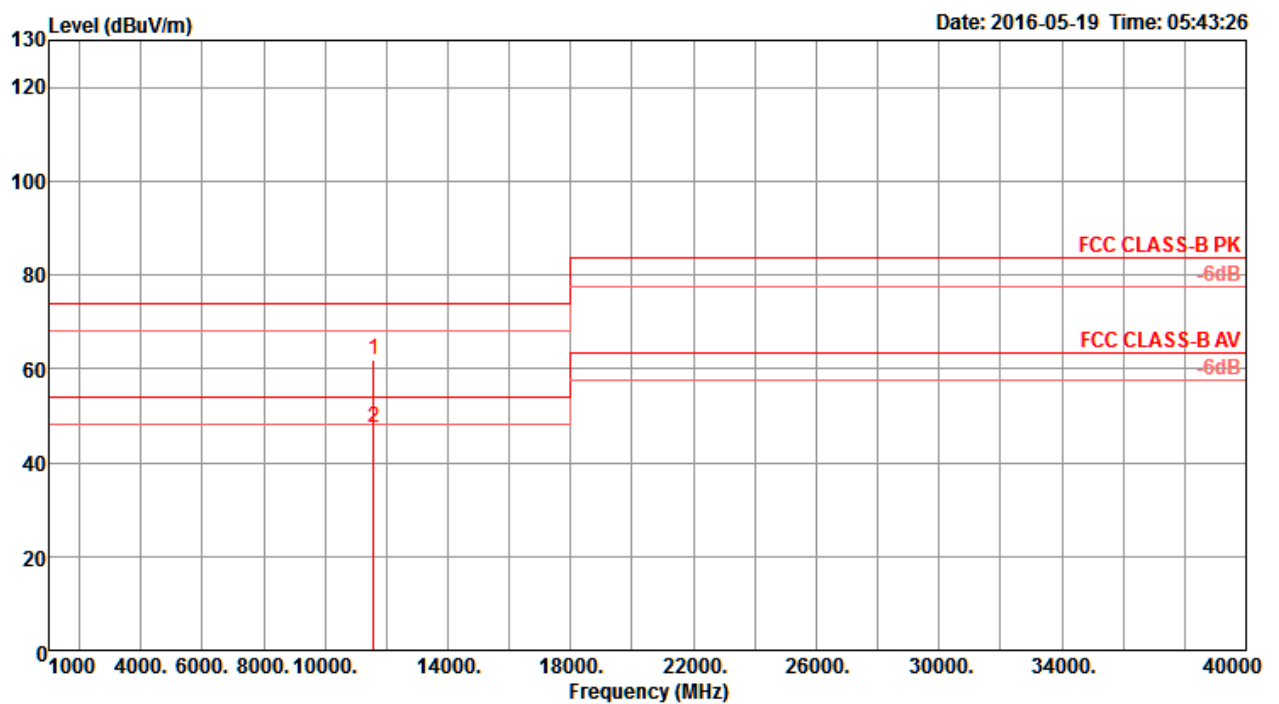
Vertical



	Freq	Level	Limit	Over	Read	CableAntenna	Preamp	T/Pos	A/Pos	Remark	Pol/Phase	
	MHz	dBuV/m	dBuV/m	dB	dBuV	dB	dB/m	dB	deg	cm		
1	11487.59	63.56	74.00	-10.44	50.06	9.62	38.50	34.62	66	205	Peak	VERTICAL
2	11490.55	50.54	54.00	-3.46	37.04	9.62	38.50	34.62	66	205	Average	VERTICAL

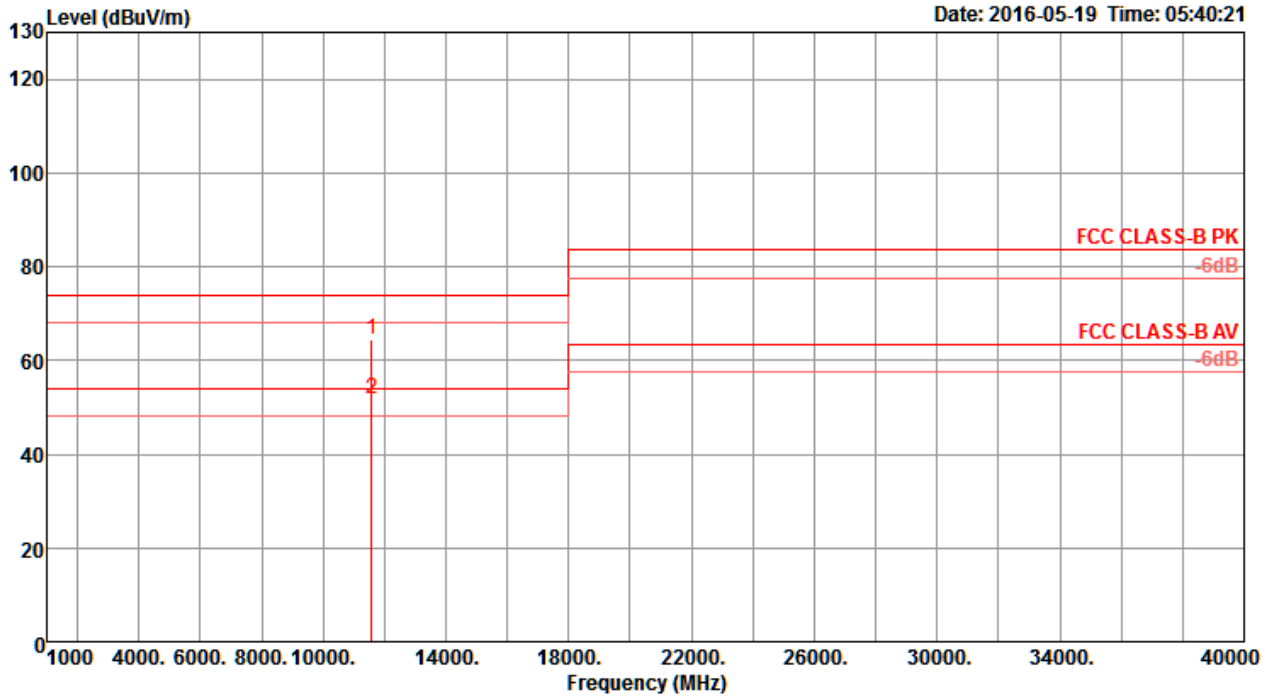
Temperature	22°C	Humidity	56%
Test Engineer	Nyle Chang & Peter Wu & Gary Chu & DK Chang & Eddie Weng & Stim Song & Brain Sun	Configurations	IEEE 802.11ac MCS0/Nss3 VHT20 CH 157 / Chain 1 + Chain 2 + Chain 3 + Chain 4
Test Mode	Mode 3		

Horizontal



	Freq	Level	Limit	Over	Read	CableAntenna	Preamp	T/Pos	A/Pos	Remark	Pol/Phase
	MHz	dBuV/m	dBuV/m	dB	dBuV	dB	dB/m	dB	deg	cm	
1	11569.98	61.85	74.00	-12.15	48.36	9.61	38.53	34.65	158	185 Peak	HORIZONTAL
2	11571.26	47.39	54.00	-6.61	33.90	9.61	38.53	34.65	158	185 Average	HORIZONTAL

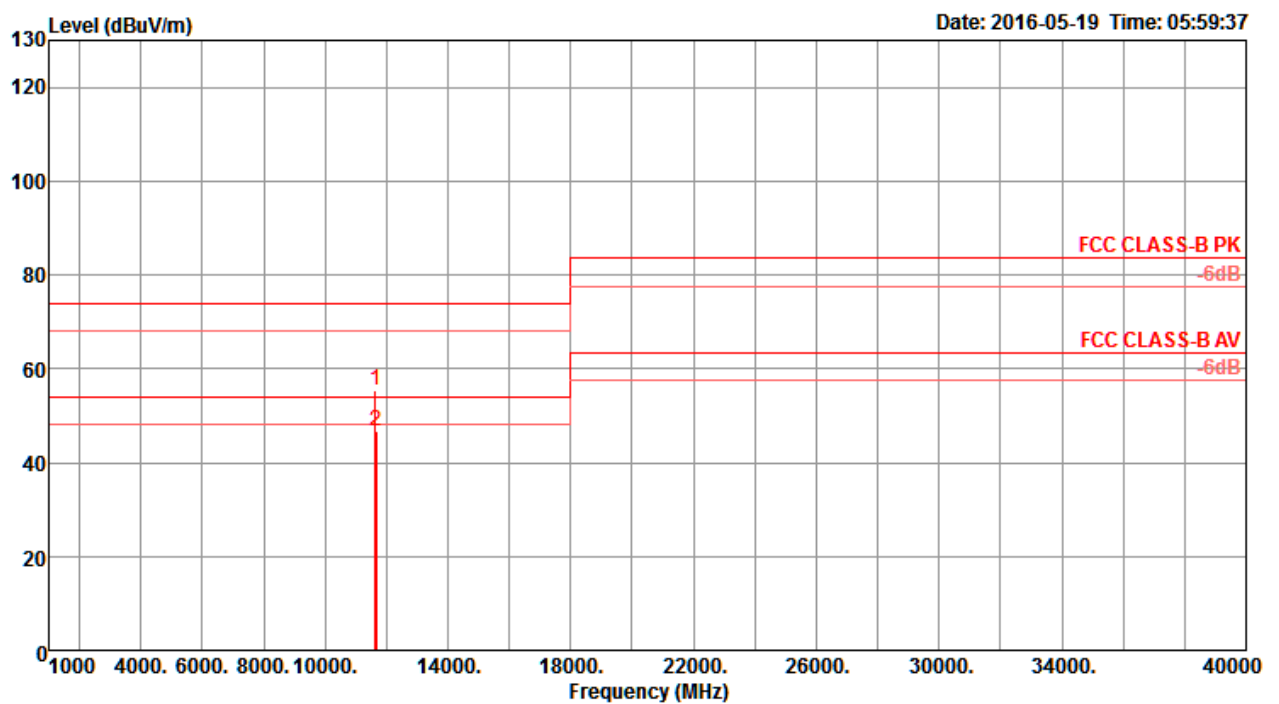
Vertical



	Freq	Level	Limit	Over	Read	CableAntenna	Preamp	T/Pos	A/Pos	Remark	Pol/Phase	
	MHz	dBuV/m	dBuV/m	dB	dBuV	dB	dB/m	dB	deg	cm		
1	11568.18	64.61	74.00	-9.39	51.12	9.61	38.53	34.65	313	320	Peak	VERTICAL
2	11569.25	51.64	54.00	-2.36	38.15	9.61	38.53	34.65	313	320	Average	VERTICAL

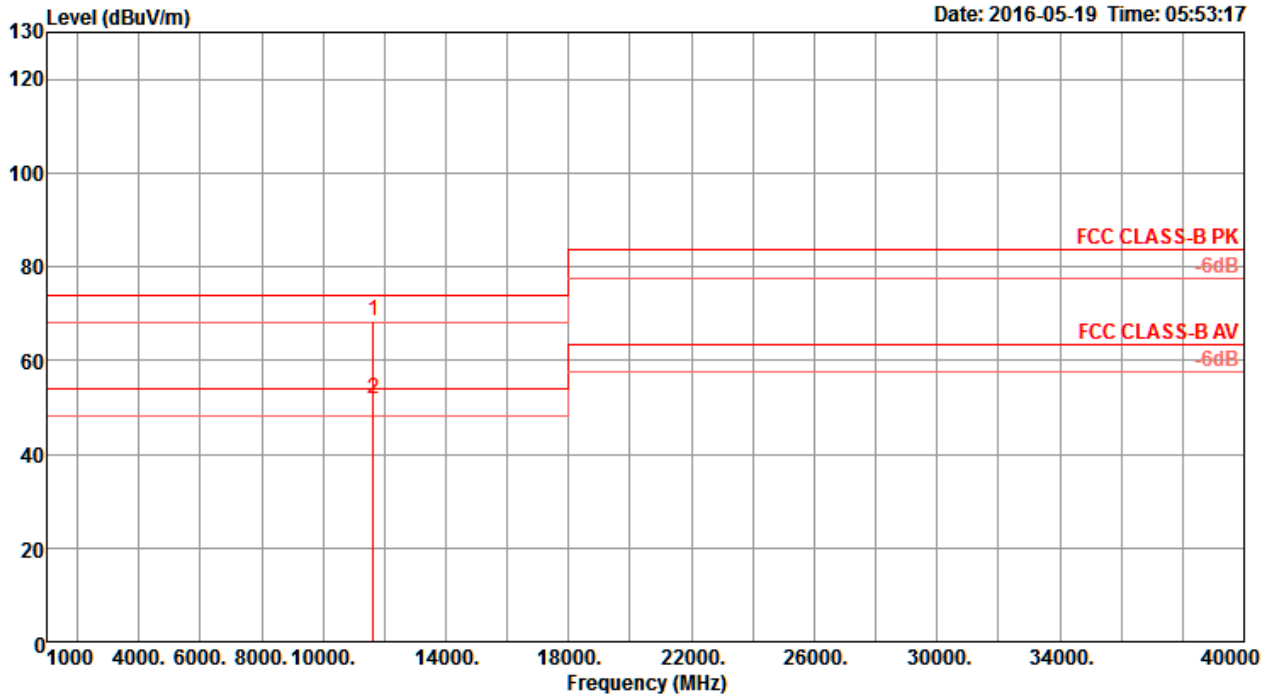
Temperature	22°C	Humidity	56%
Test Engineer	Nyle Chang & Peter Wu & Gary Chu & DK Chang & Eddie Weng & Stim Song & Brain Sun	Configurations	IEEE 802.11ac MCS0/Nss3 VHT20 CH 165 / Chain 1 + Chain 2 + Chain 3 + Chain 4
Test Mode	Mode 3		

Horizontal



	Freq	Level	Limit	Over	Read	CableAntenna	Preamp	T/Pos	A/Pos	Remark	Pol/Phase	
	MHz	dBuV/m	dBuV/m	dB	dBuV	dB	dB/m	dB	deg	cm		
1	11648.19	55.37	74.00	-18.63	41.90	9.60	38.55	34.68	289	211	Peak	HORIZONTAL
2	11651.31	46.73	54.00	-7.27	33.24	9.60	38.57	34.68	289	211	Average	HORIZONTAL

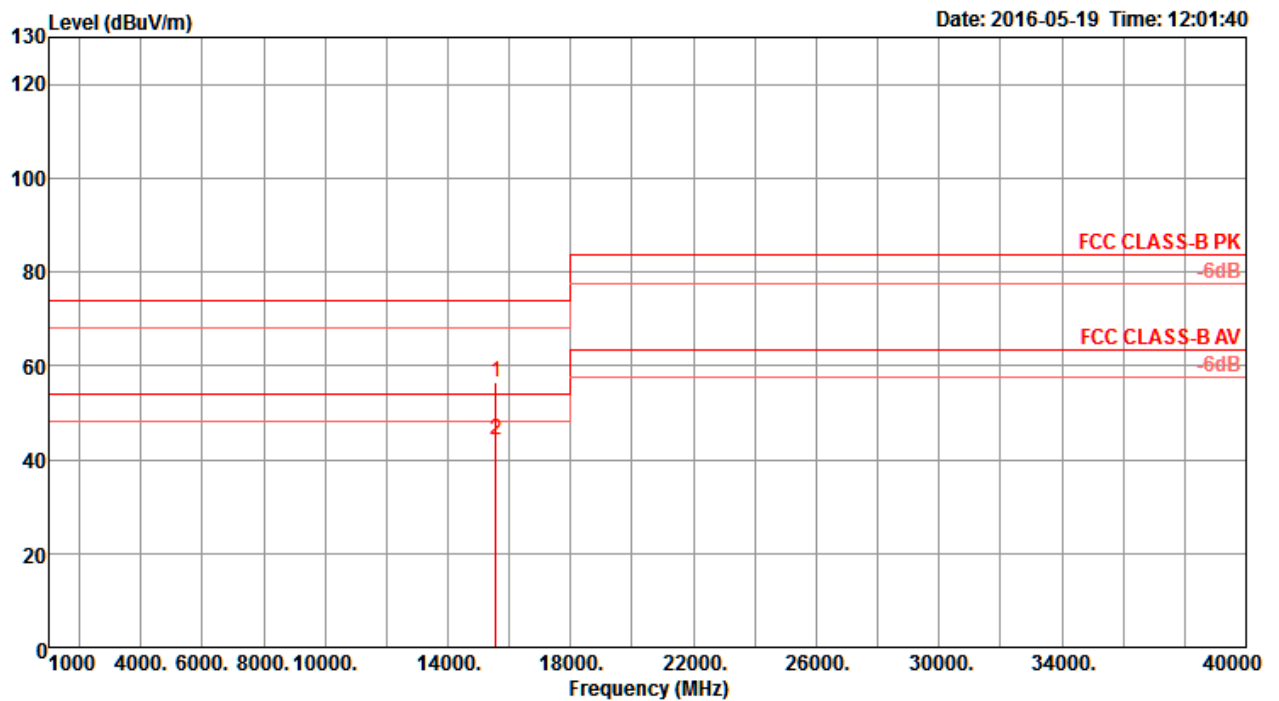
Vertical



	Freq	Level	Limit	Over	Read	CableAntenna	Preamp	T/Pos	A/Pos	Remark	Pol/Phase
	MHz	dBuV/m	dBuV/m	dB	dBuV	dB	dB/m	dB	deg	cm	
1	11647.76	68.28	74.00	-5.72	54.81	9.60	38.55	34.68	131	277 Peak	VERTICAL
2	11647.89	51.76	54.00	-2.24	38.29	9.60	38.55	34.68	131	277 Average	VERTICAL

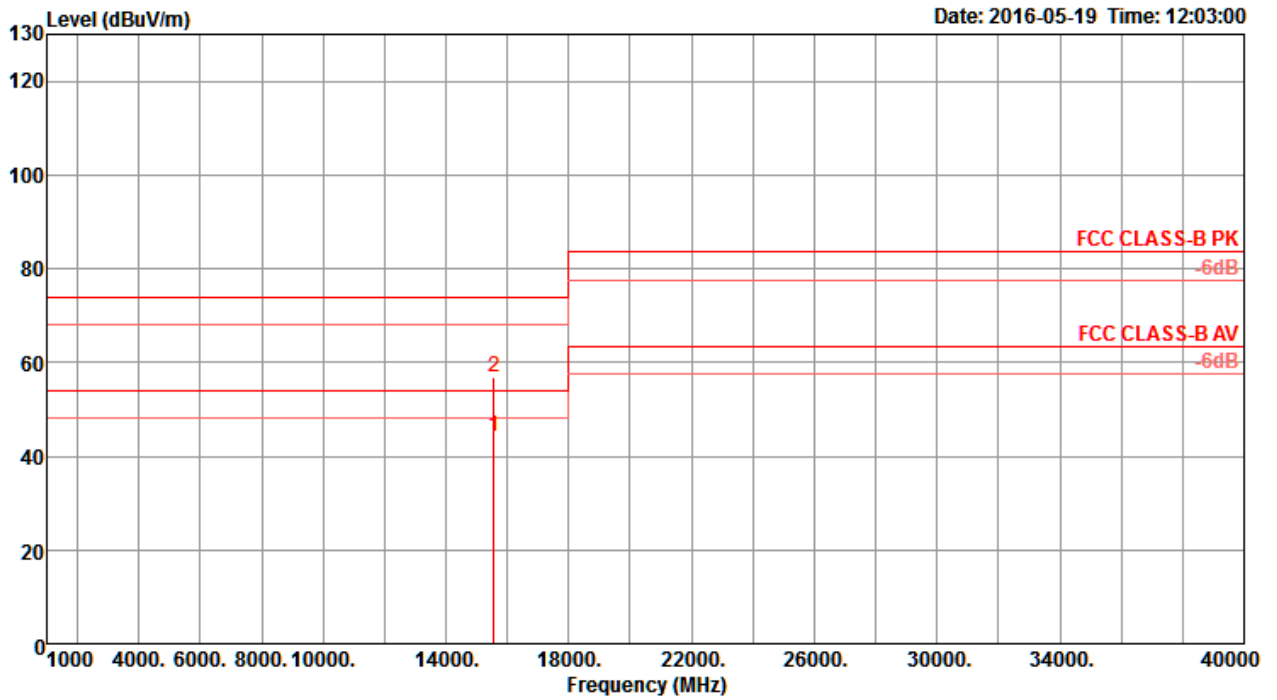
Temperature	22°C	Humidity	56%
Test Engineer	Nyle Chang & Peter Wu & Gary Chu & DK Chang & Eddie Weng & Stim Song & Brain Sun	Configurations	IEEE 802.11ac MCS0/Nss3 VHT40 CH 38 / Chain 1 + Chain 2 + Chain 3 + Chain 4
Test Mode	Mode 3		

Horizontal



	Freq	Level	Limit	Over	Read	CableAntenna	Preamp	T/Pos	A/Pos	Remark	Pol/Phase	
	MHz	dBuV/m	dBuV/m	dB	dBuV	dB	dB/m	dB	deg	cm		
1	15563.33	56.49	74.00	-17.51	41.70	11.24	38.23	34.68	288	233	Peak	HORIZONTAL
2	15567.95	44.14	54.00	-9.86	29.35	11.24	38.23	34.68	288	233	Average	HORIZONTAL

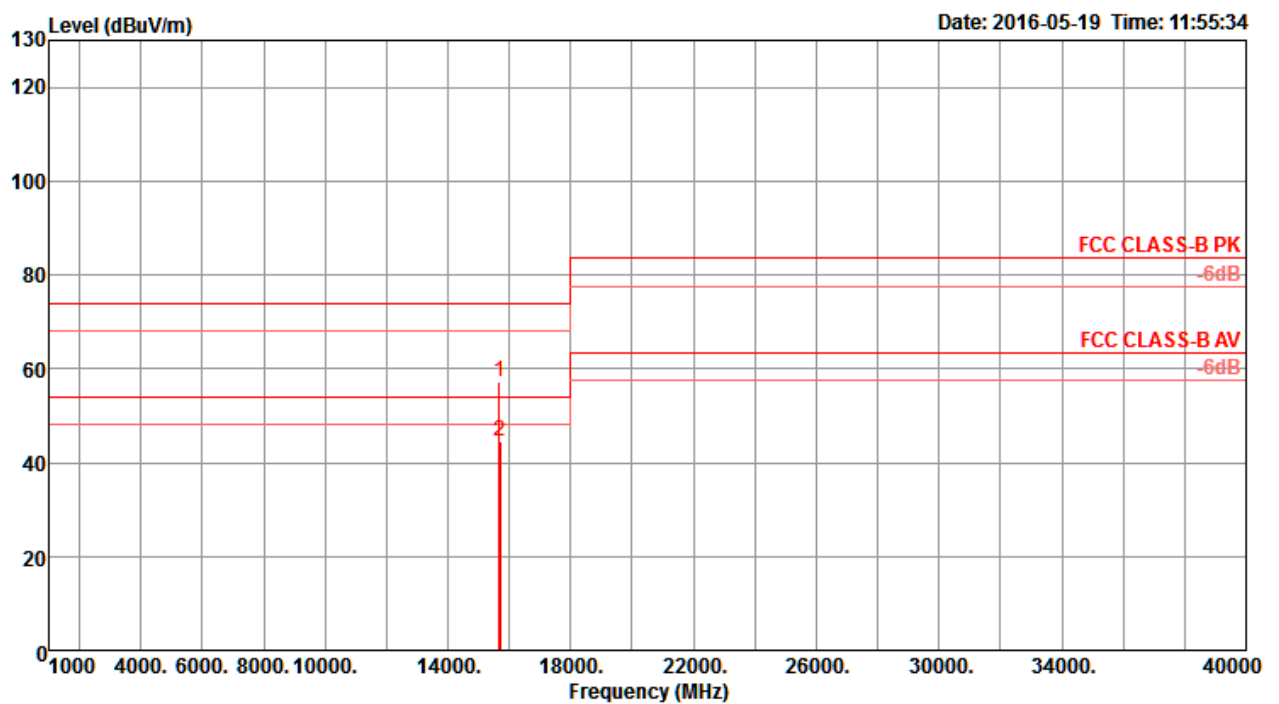
Vertical



	Freq	Level	Limit	Over	Read	CableAntenna	Preamp	T/Pos	A/Pos	Remark	Pol/Phase
	MHz	dBuV/m	dBuV/m	dB	dBuV	dB	dB/m	dB	deg	cm	
1	15566.09	44.07	54.00	-9.93	29.28	11.24	38.23	34.68	109	187 Average	VERTICAL
2	15566.99	56.86	74.00	-17.14	42.07	11.24	38.23	34.68	109	187 Peak	VERTICAL

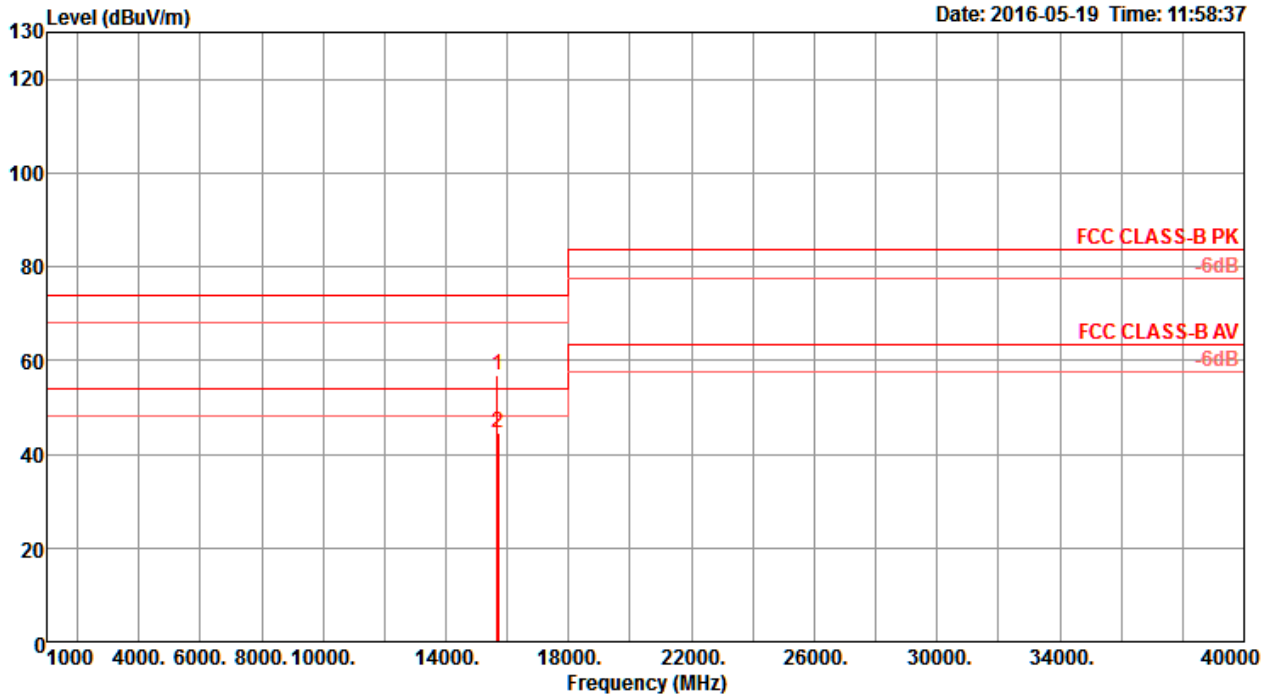
Temperature	22°C	Humidity	56%
Test Engineer	Nyle Chang & Peter Wu & Gary Chu & DK Chang & Eddie Weng & Stim Song & Brain Sun	Configurations	IEEE 802.11ac MCS0/Nss3 VHT40 CH 46 / Chain 1 + Chain 2 + Chain 3 + Chain 4
Test Mode	Mode 3		

Horizontal



	Freq	Level	Limit	Over	Read	Cable	Antenna	Preamp	T/Pos	A/Pos	Remark	Pol/Phase
	MHz	dBuV/m	dBuV/m	dB	dBuV	dB	dB/m	dB	deg	cm		
1	15672.24	57.21	74.00	-16.79	42.37	11.26	38.35	34.77	330	139	Peak	HORIZONTAL
2	15695.32	44.49	54.00	-9.51	29.57	11.27	38.42	34.77	330	139	Average	HORIZONTAL

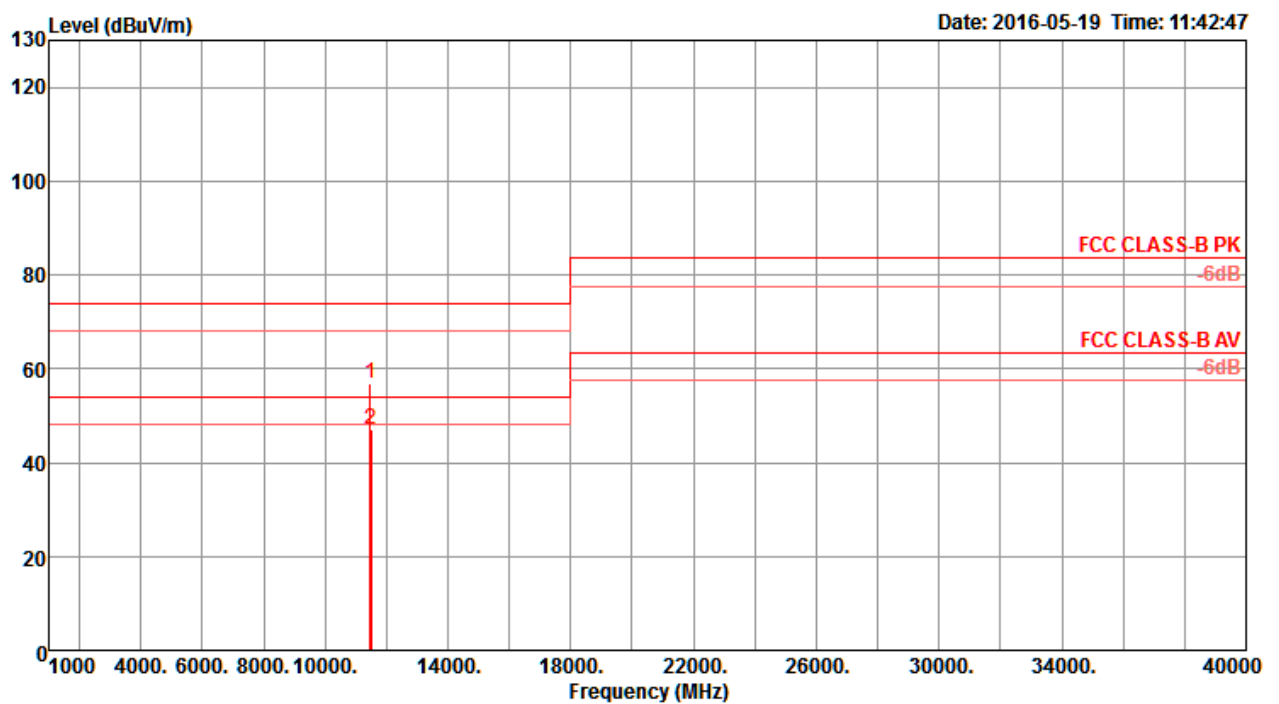
Vertical



	Freq	Level	Limit	Over	Read	CableAntenna	Preamp	T/Pos	A/Pos	Remark	Pol/Phase	
	MHz	dBuV/m	dBuV/m	dB	dBuV	dB	dB/m	dB	deg	cm		
1	15674.42	56.92	74.00	-17.08	42.08	11.26	38.35	34.77	55	228	Peak	VERTICAL
2	15702.31	44.55	54.00	-9.45	29.63	11.27	38.42	34.77	55	228	Average	VERTICAL

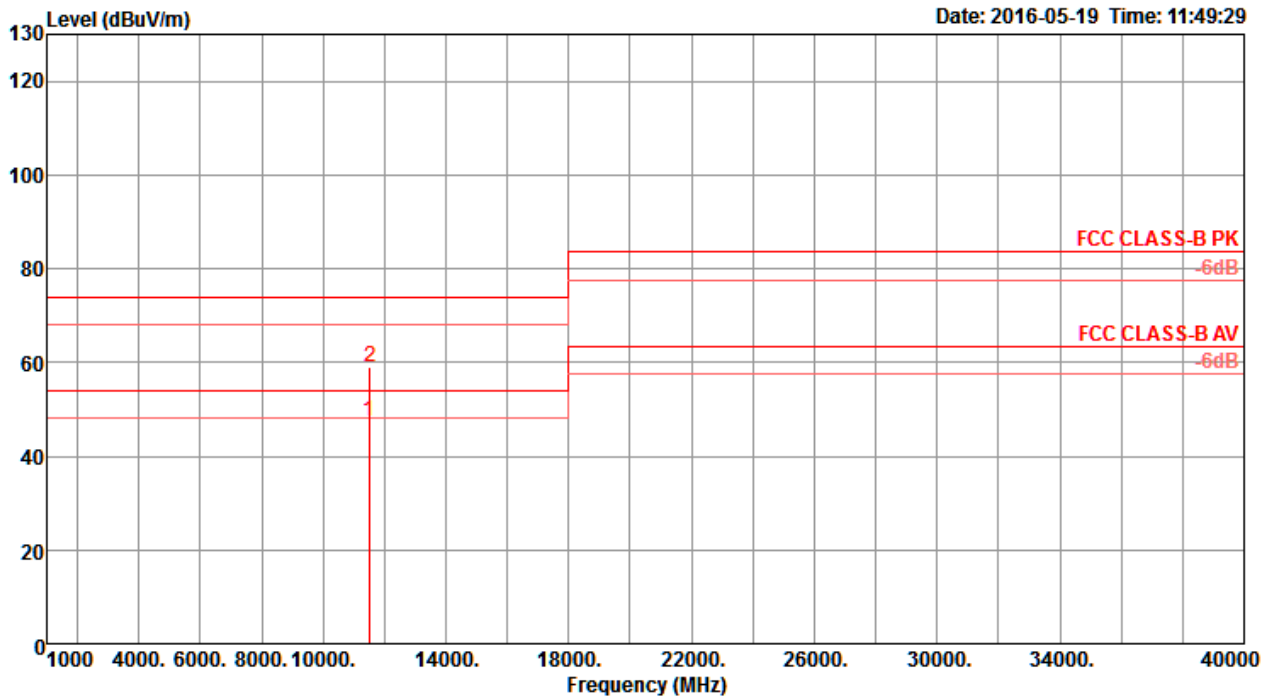
Temperature	22°C	Humidity	56%
Test Engineer	Nyle Chang & Peter Wu & Gary Chu & DK Chang & Eddie Weng & Stim Song & Brain Sun	Configurations	IEEE 802.11ac MCS0/Nss3 VHT40 CH 151 / Chain 1 + Chain 2 + Chain 3 + Chain 4
Test Mode	Mode 3		

Horizontal



	Freq	Level	Limit	Over	Read	CableAntenna	Preamp	T/Pos	A/Pos	Remark	Pol/Phase	
	MHz	dBuV/m	dBuV/m	dB	dBuV	dB	dB/m	dB	deg	cm		
1	11480.77	56.85	74.00	-17.15	43.35	9.62	38.50	34.62	158	212	Peak	HORIZONTAL
2	11502.82	47.25	54.00	-6.75	33.75	9.62	38.50	34.62	158	212	Average	HORIZONTAL

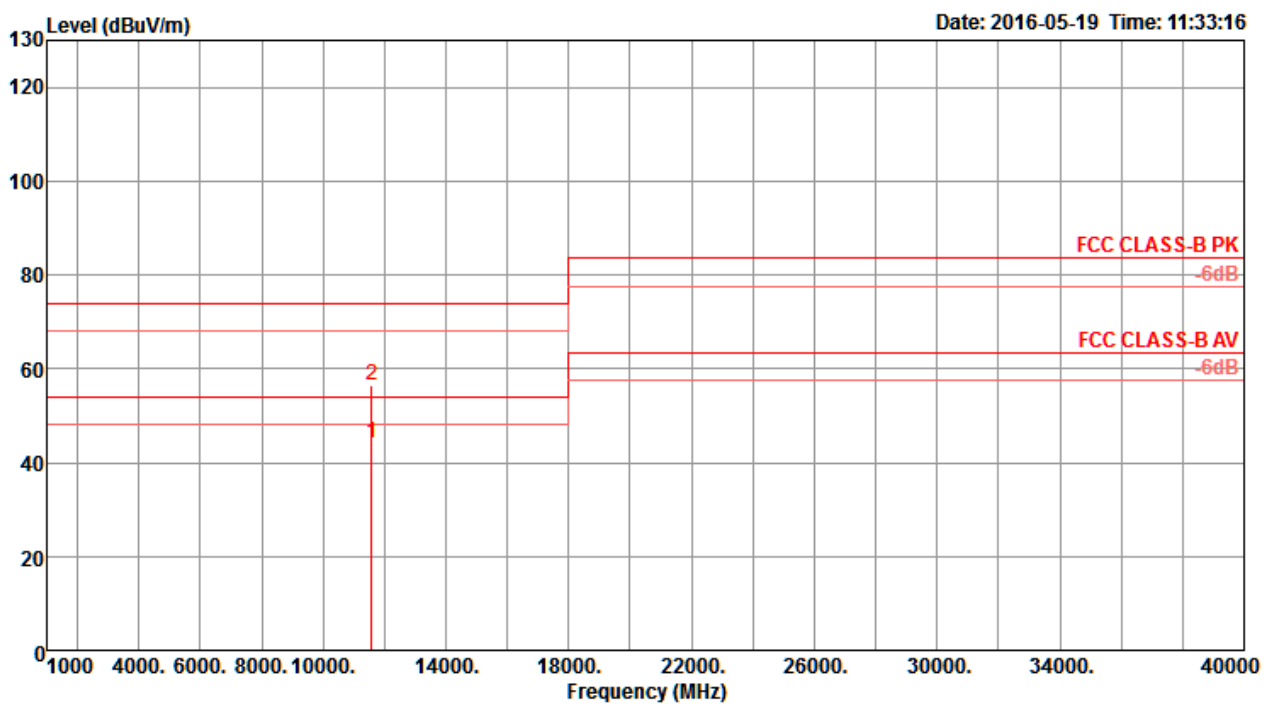
Vertical



	Freq	Level	Limit	Over	Read	CableAntenna	Preamp	T/Pos	A/Pos	Remark	Pol/Phase	
	MHz	dBuV/m	dBuV/m	dB	dBuV	dB	dB/m	dB	deg	cm		
1	11496.28	47.38	54.00	-6.62	33.88	9.62	38.50	34.62	245	293	Average	VERTICAL
2	11511.15	58.92	74.00	-15.08	45.43	9.62	38.50	34.63	245	293	Peak	VERTICAL

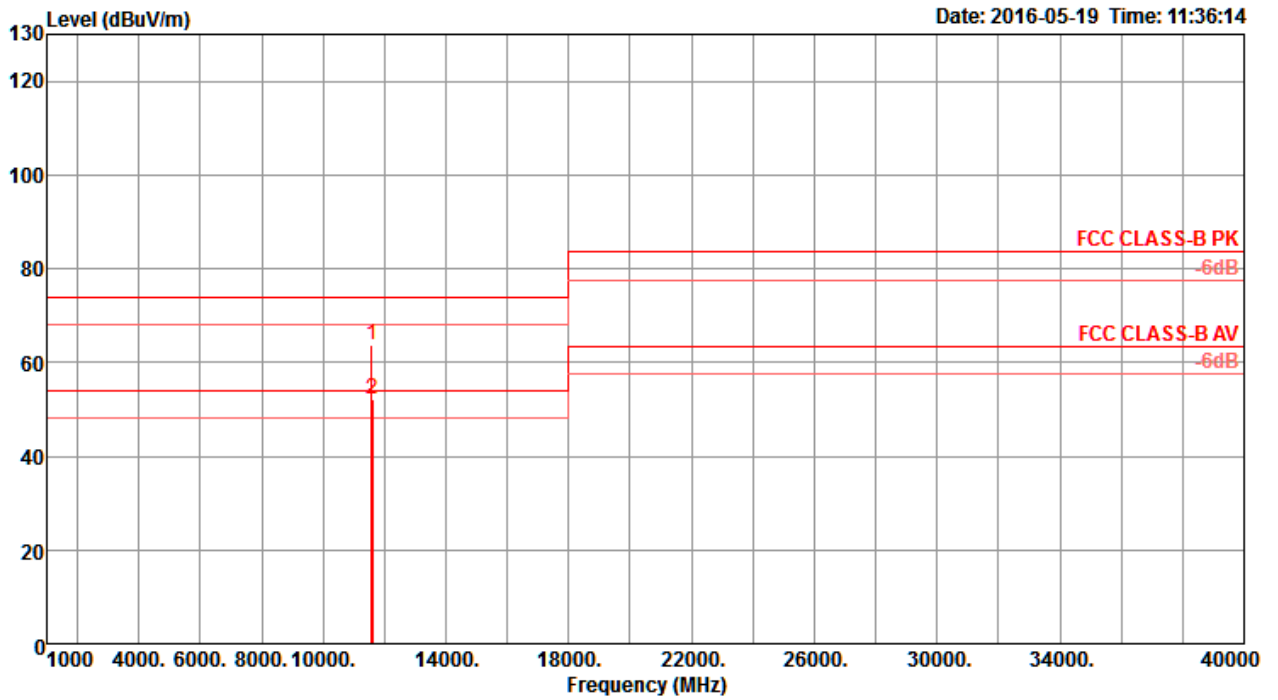
Temperature	22°C	Humidity	56%
Test Engineer	Nyle Chang & Peter Wu & Gary Chu & DK Chang & Eddie Weng & Stim Song & Brain Sun	Configurations	IEEE 802.11ac MCS0/Nss3 VHT40 CH 159 / Chain 1 + Chain 2 + Chain 3 + Chain 4
Test Mode	Mode 3		

Horizontal



	Freq	Level	Limit Line	Over Limit	Read Level	Cable Loss	Antenna Factor	Preamp Factor	T/Pos	A/Pos	Remark	Pol/Phase
	MHz	dBuV/m	dBuV/m	dB	dBuV	dB	dB/m	dB	deg	cm		
1	11566.54	44.13	54.00	-9.87	30.64	9.61	38.53	34.65	211	118	Average	HORIZONTAL
2	11588.72	56.46	74.00	-17.54	42.98	9.60	38.54	34.66	211	118	Peak	HORIZONTAL

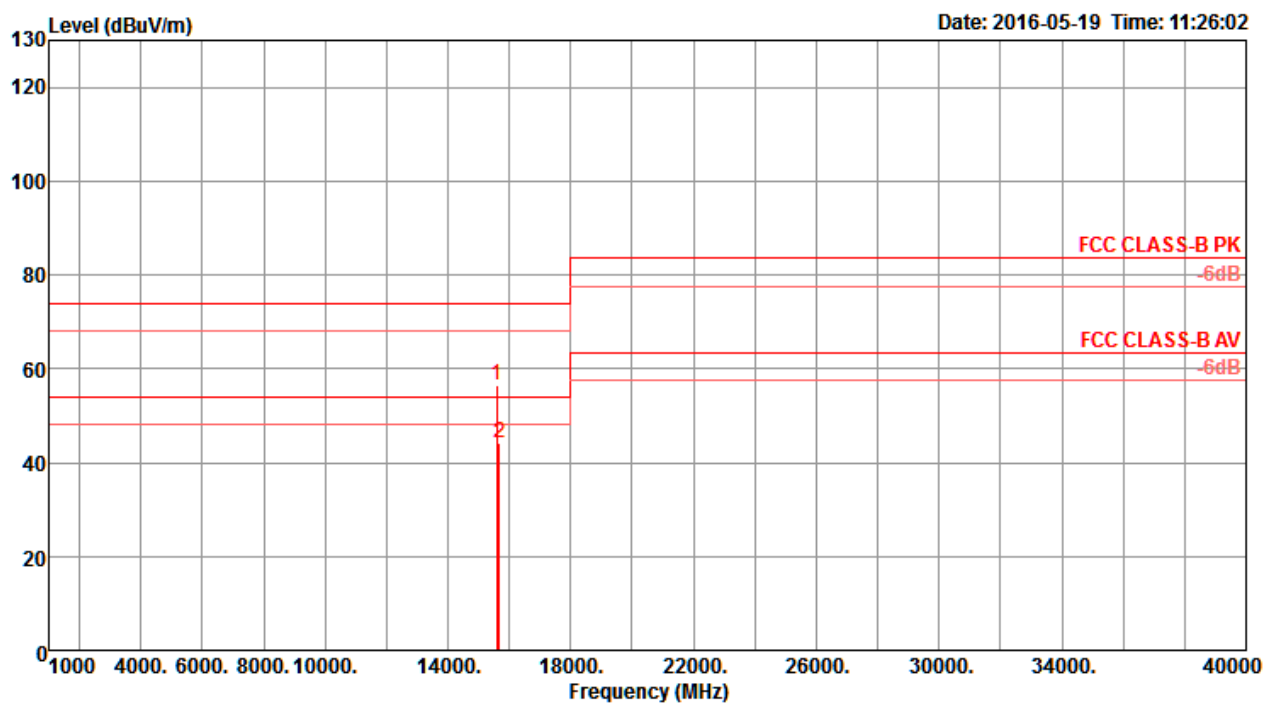
Vertical



	Freq	Level	Limit	Over	Read	CableAntenna	Preamp	T/Pos	A/Pos	Remark	Pol/Phase
	MHz	dBuV/m	dBuV/m	dB	dBuV	dB	dB/m	dB	deg	cm	
1	11584.74	63.83	74.00	-10.17	50.35	9.60	38.54	34.66	70	218 Peak	VERTICAL
2	11603.85	52.09	54.00	-1.91	38.61	9.60	38.54	34.66	70	218 Average	VERTICAL

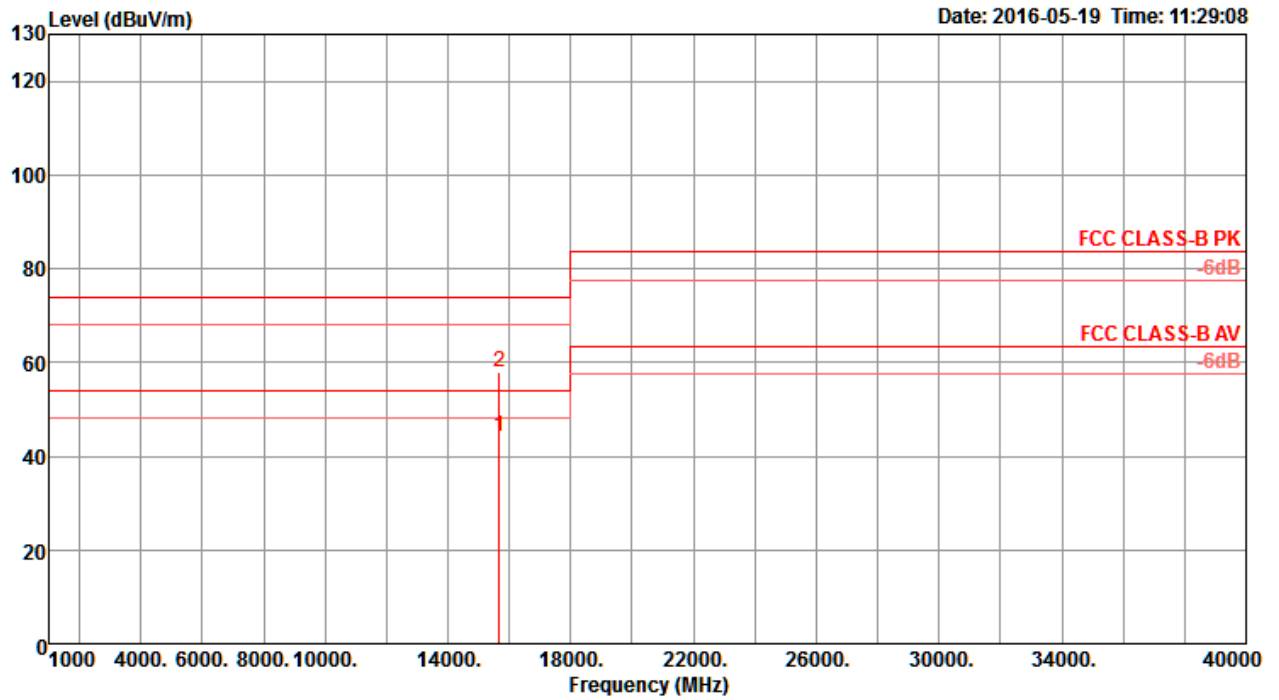
Temperature	22°C	Humidity	56%
Test Engineer	Nyle Chang & Peter Wu & Gary Chu & DK Chang & Eddie Weng & Stim Song & Brain Sun	Configurations	IEEE 802.11ac MCS0/Nss3 VHT80 CH 42 / Chain 1 + Chain 2 + Chain 3 + Chain 4
Test Mode	Mode 3		

Horizontal



	Freq	Level	Limit	Over	Read	Cable	Antenna	Preamp	T/Pos	A/Pos	Remark	Pol/Phase
	MHz	dBuV/m	dBuV/m	dB	dBuV	dB	dB/m	dB	deg	cm		
1	15596.92	56.57	74.00	-17.43	41.78	11.24	38.23	34.68	157	266	Peak	HORIZONTAL
2	15663.33	44.28	54.00	-9.72	29.44	11.26	38.35	34.77	157	266	Average	HORIZONTAL

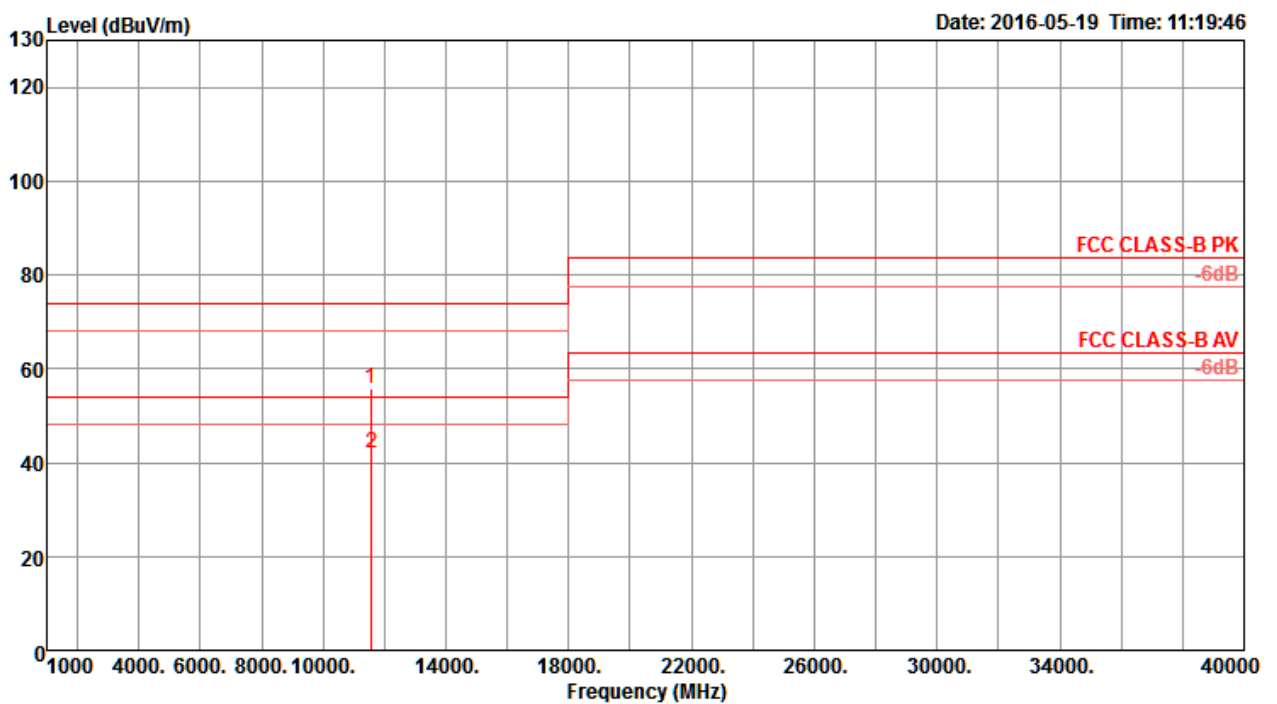
Vertical



	Freq	Level	Limit	Over	Read	CableAntenna	Preamp	T/Pos	A/Pos	Remark	Pol/Phase
	MHz	dBuV/m	dBuV/m	dB	dBuV	dB	dB/m	dB	deg	cm	
1	15662.18	44.05	54.00	-9.95	29.21	11.26	38.35	34.77	213	156 Average	VERTICAL
2	15668.21	57.88	74.00	-16.12	43.04	11.26	38.35	34.77	213	156 Peak	VERTICAL

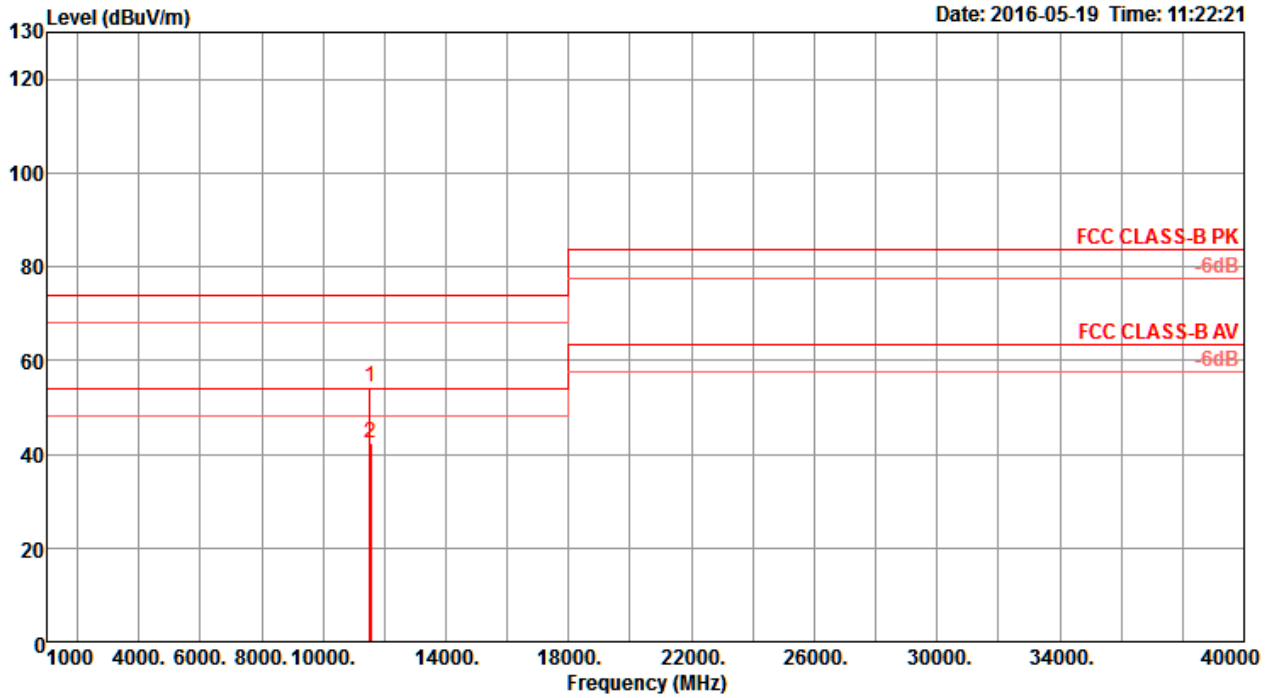
Temperature	22°C	Humidity	56%
Test Engineer	Nyle Chang & Peter Wu & Gary Chu & DK Chang & Eddie Weng & Stim Song & Brain Sun	Configurations	IEEE 802.11ac MCS0/Nss3 VHT80 CH 155 / Chain 1 + Chain 2 + Chain 3 + Chain 4
Test Mode	Mode 3		

Horizontal



	Freq	Level	Limit Line	Over Limit	Read Level	Cable Loss	Antenna Factor	Preamp Factor	T/Pos	A/Pos	Remark	Pol/Phase
	MHz	dBuV/m	dBuV/m	dB	dBuV	dB	dB/m	dB	deg	cm		
1	11563.97	55.68	74.00	-18.32	42.19	9.61	38.53	34.65	175	148	Peak	HORIZONTAL
2	11575.64	42.03	54.00	-11.97	28.54	9.61	38.53	34.65	175	148	Average	HORIZONTAL

Vertical

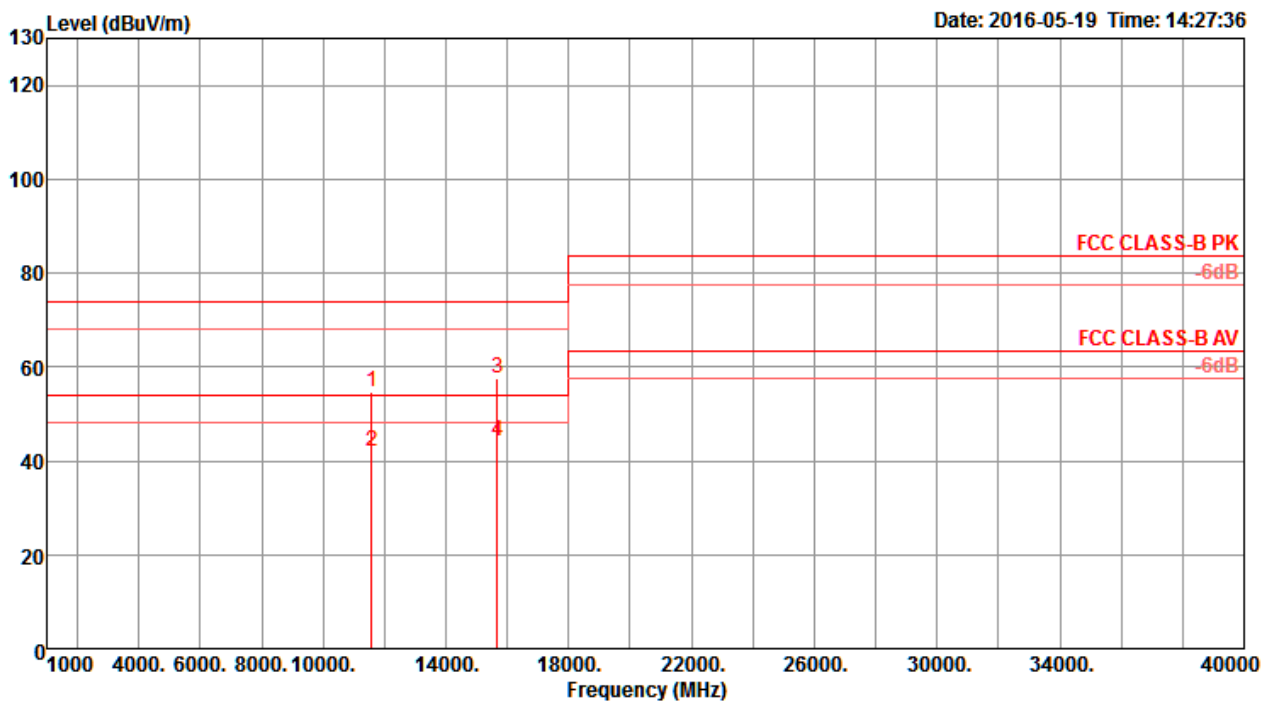


	Freq	Level	Limit	Over	Read	CableAntenna	Preamp	T/Pos	A/Pos	Remark	Pol/Phase	
	MHz	dBuV/m	dBuV/m	dB	dBuV	dB	dB/m	dB	deg	cm		
1	11513.59	54.46	74.00	-19.54	40.97	9.62	38.50	34.63	360	262	Peak	VERTICAL
2	11564.23	42.24	54.00	-11.76	28.75	9.61	38.53	34.65	360	262	Average	VERTICAL



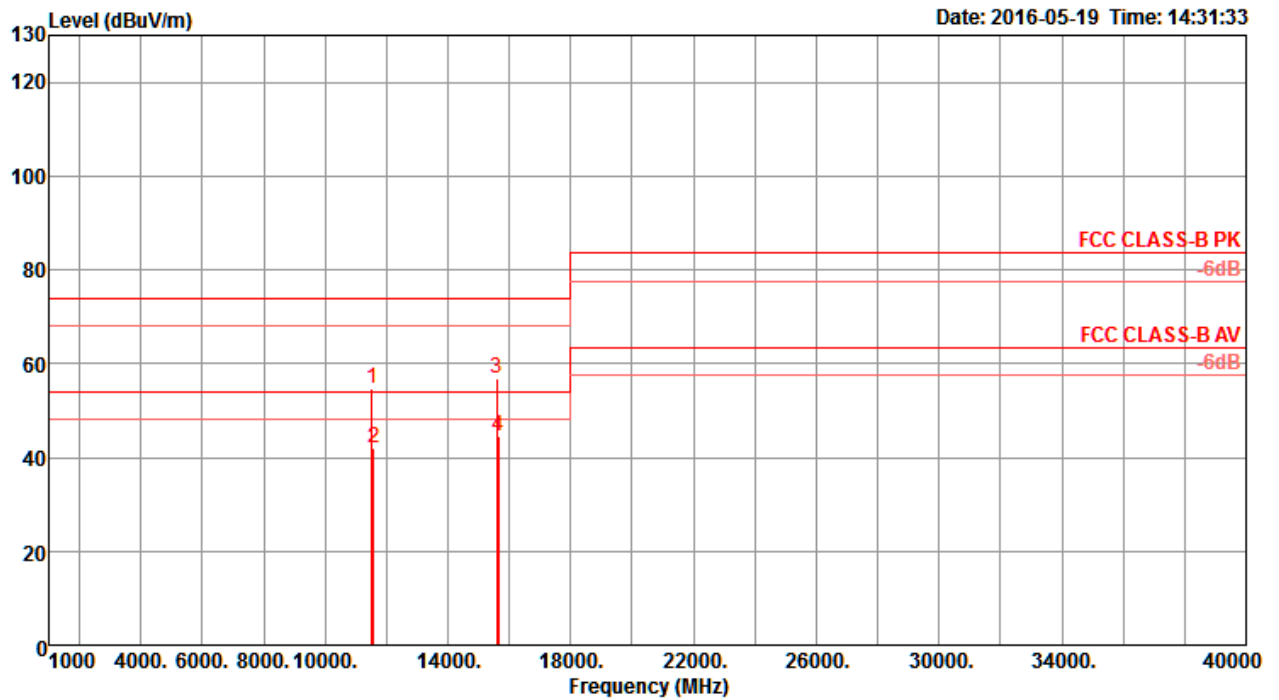
Temperature	22°C	Humidity	56%
Test Engineer	Nyle Chang & Peter Wu & Gary Chu & DK Chang & Eddie Weng & Stim Song & Brain Sun	Configurations	IEEE 802.11ac MCS0/Nss2 VHT80+80 Type 1 / CH 42+155 / Chain 1 + Chain 2 + Chain 3 + Chain 4
Test Mode	Mode 3		

Horizontal



	Freq	Level	Limit	Over	Read	CableAntenna	Preamp	T/Pos	A/Pos	Remark	Pol/Phase
	MHz	dBuV/m	dBuV/m	dB	dBuV	dB	dB/m	dB	deg	cm	
1	11566.79	54.61	74.00	-19.39	41.12	9.61	38.53	34.65	93	237 Peak	HORIZONTAL
2	11589.87	42.12	54.00	-11.88	28.64	9.60	38.54	34.66	93	237 Average	HORIZONTAL
3	15660.64	57.57	74.00	-16.43	42.69	11.26	38.35	34.73	154	153 Peak	HORIZONTAL
4	15669.74	44.03	54.00	-9.97	29.19	11.26	38.35	34.77	154	153 Average	HORIZONTAL

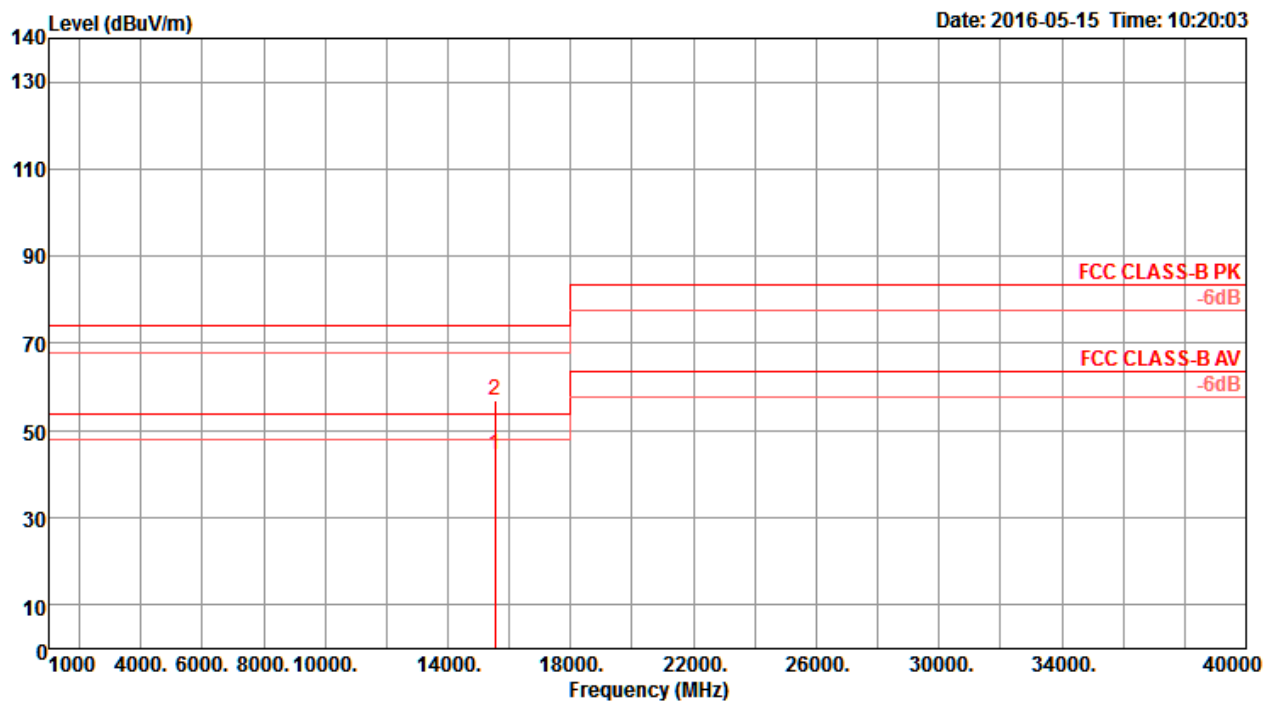
Vertical



	Freq	Level	Limit	Over	Read	CableAntenna	Preamp	T/Pos	A/Pos	Remark	Pol/Phase
	MHz	dBuV/m	dBuV/m	dB	dBuV	dB	dB/m	deg	cm		
1	11527.82	54.65	74.00	-19.35	41.16	9.61	38.51	320	135	Peak	VERTICAL
2	11584.36	42.18	54.00	-11.82	28.69	9.60	38.54	320	135	Average	VERTICAL
3	15603.08	56.84	74.00	-17.16	41.98	11.25	38.29	143	149	Peak	VERTICAL
4	15640.64	44.41	54.00	-9.59	29.60	11.25	38.29	143	149	Average	VERTICAL

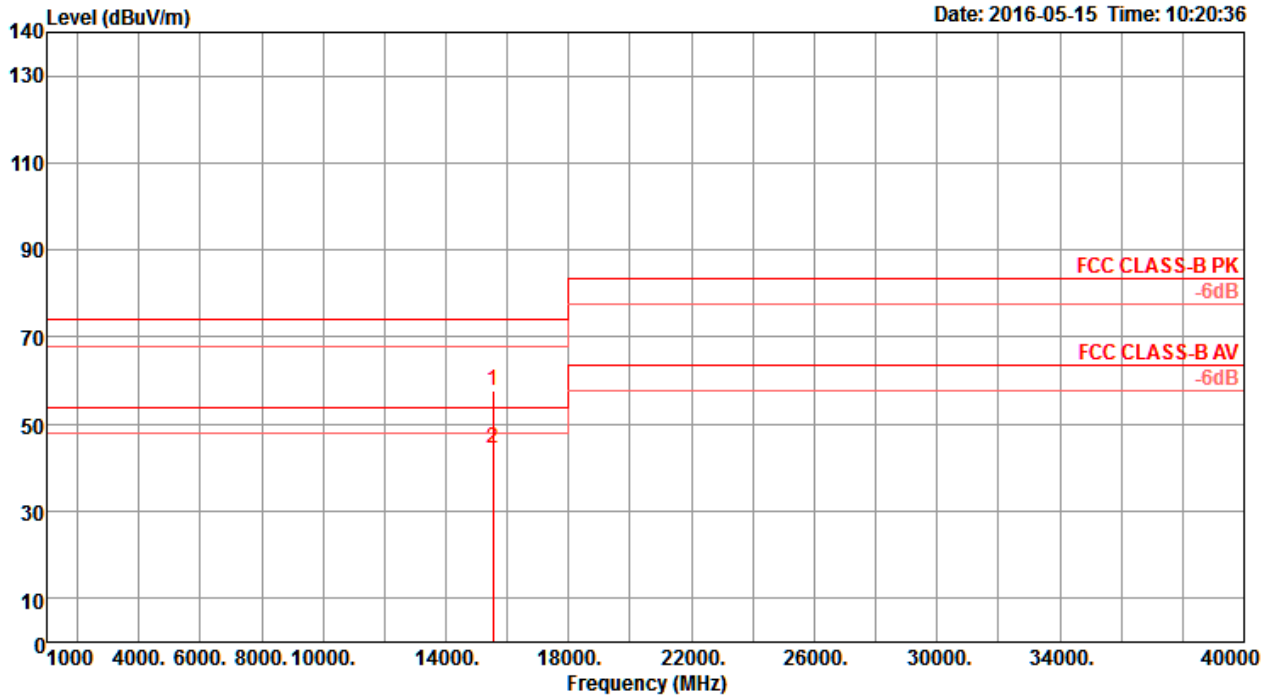
Temperature	22°C	Humidity	56%
Test Engineer	Nyle Chang & Peter Wu & Gary Chu & DK Chang & Eddie Weng & Stim Song & Brain Sun	Configurations	IEEE 802.11ac MCS0/Nss1 VHT20 CH 36 / Chain 1 + Chain 2 + Chain 3 + Chain 4
Test Mode	Mode 4		

Horizontal



	Freq	Level	Limit Line	Over Limit	Read Level	CableAntenna Loss	Preamp Factor	T/Pos	A/Pos	Remark	Pol/Phase
	MHz	dBuV/m	dBuV/m	dB	dBuV	dB	dB/m	deg	cm		
1	15530.42	44.46	54.00	-9.54	29.71	11.23	38.16	34.64	2	200 Average	HORIZONTAL
2	15534.42	56.79	74.00	-17.21	42.04	11.23	38.16	34.64	2	200 Peak	HORIZONTAL

Vertical

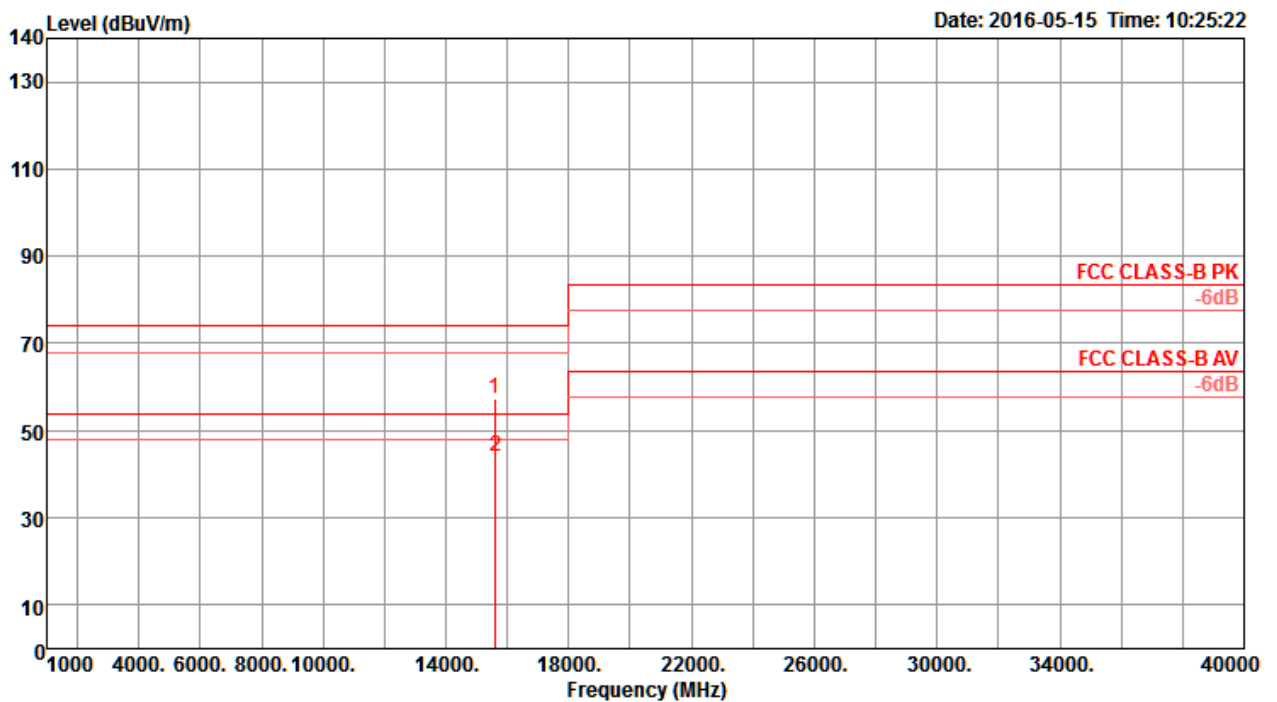


	Freq	Level	Limit	Over	Read	Cable	Antenna	Preamp	T/Pos	A/Pos	Remark	Pol/Phase
	MHz	dBuV/m	dBuV/m	dB	dBuV	dB	dB/m	dB	deg	cm		
1	15530.22	57.75	74.00	-16.25	43.00	11.23	38.16	34.64	156	200	Peak	VERTICAL
2	15537.82	44.53	54.00	-9.47	29.78	11.23	38.16	34.64	156	200	Average	VERTICAL



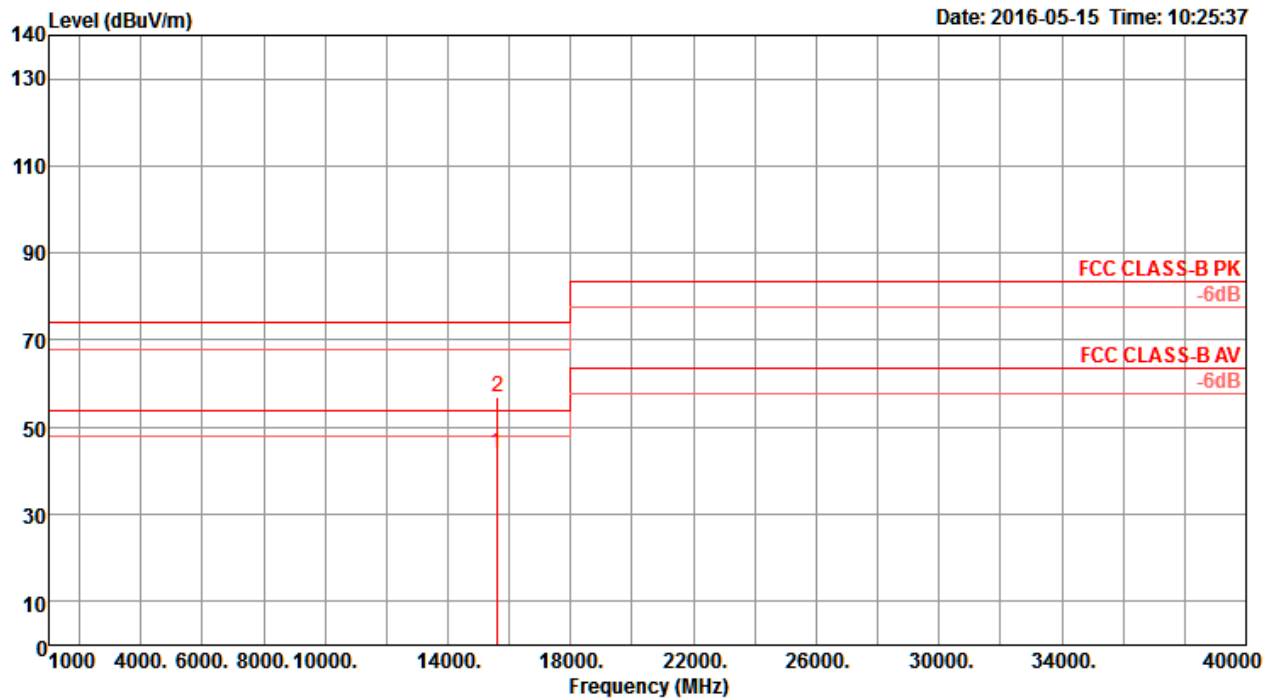
Temperature	22°C	Humidity	56%
Test Engineer	Nyle Chang & Peter Wu & Gary Chu & DK Chang & Eddie Weng & Stim Song & Brain Sun	Configurations	IEEE 802.11ac MCS0/Nss1 VHT20 CH 40 / Chain 1 + Chain 2 + Chain 3 + Chain 4
Test Mode	Mode 4		

Horizontal



	Freq	Level	Limit Line	Over Limit	Read Level	CableAntenna Loss	Preamp Factor	T/Pos	A/Pos	Remark	Pol/Phase
	MHz	dBuV/m	dBuV/m	dB	dBuV	dB	dB/m	deg	cm		
1	15593.81	57.26	74.00	-16.74	42.47	11.24	38.23	34.68	12	200 Peak	HORIZONTAL
2	15609.58	44.23	54.00	-9.77	29.37	11.25	38.29	34.68	12	200 Average	HORIZONTAL

Vertical

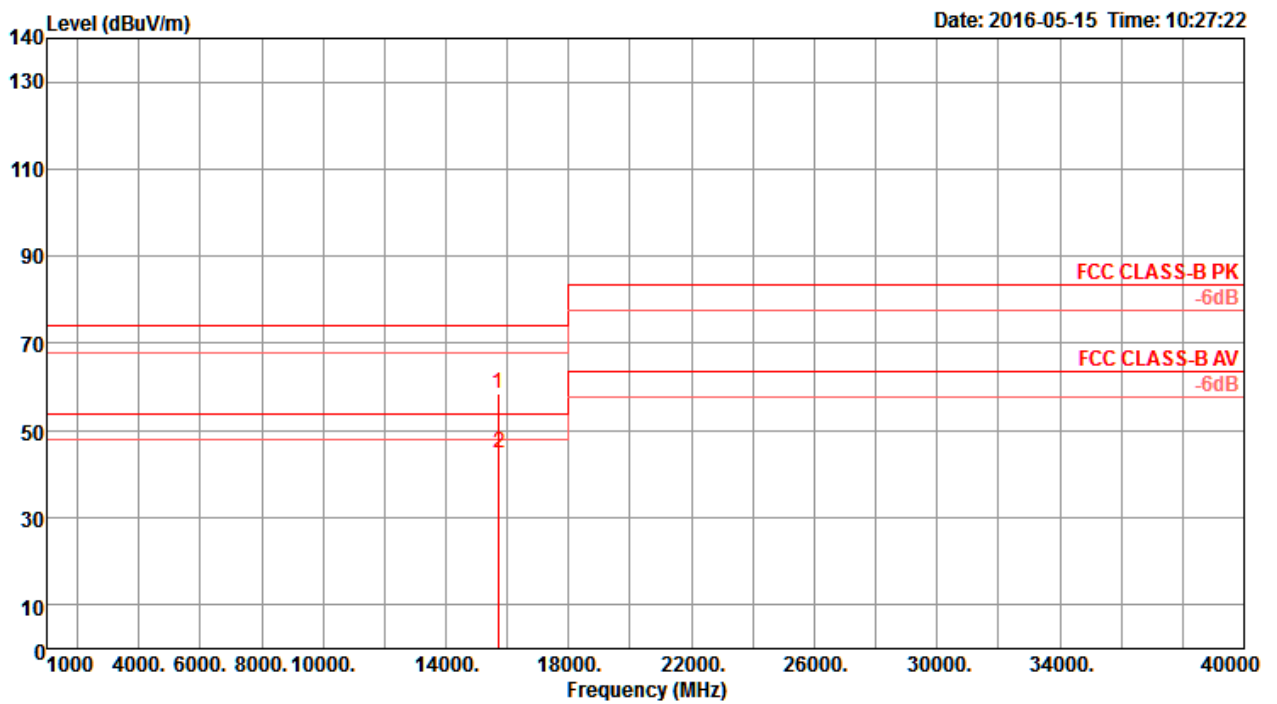


	Freq	Level	Limit	Over	Read	CableAntenna	Preamp	T/Pos	A/Pos	Remark	Pol/Phase
	MHz	dBuV/m	dBuV/m	dB	dBuV	dB	dB/m	dB	deg	cm	
1	15594.94	44.17	54.00	-9.83	29.38	11.24	38.23	34.68	177	200 Average	VERTICAL
2	15605.77	56.78	74.00	-17.22	41.92	11.25	38.29	34.68	177	200 Peak	VERTICAL



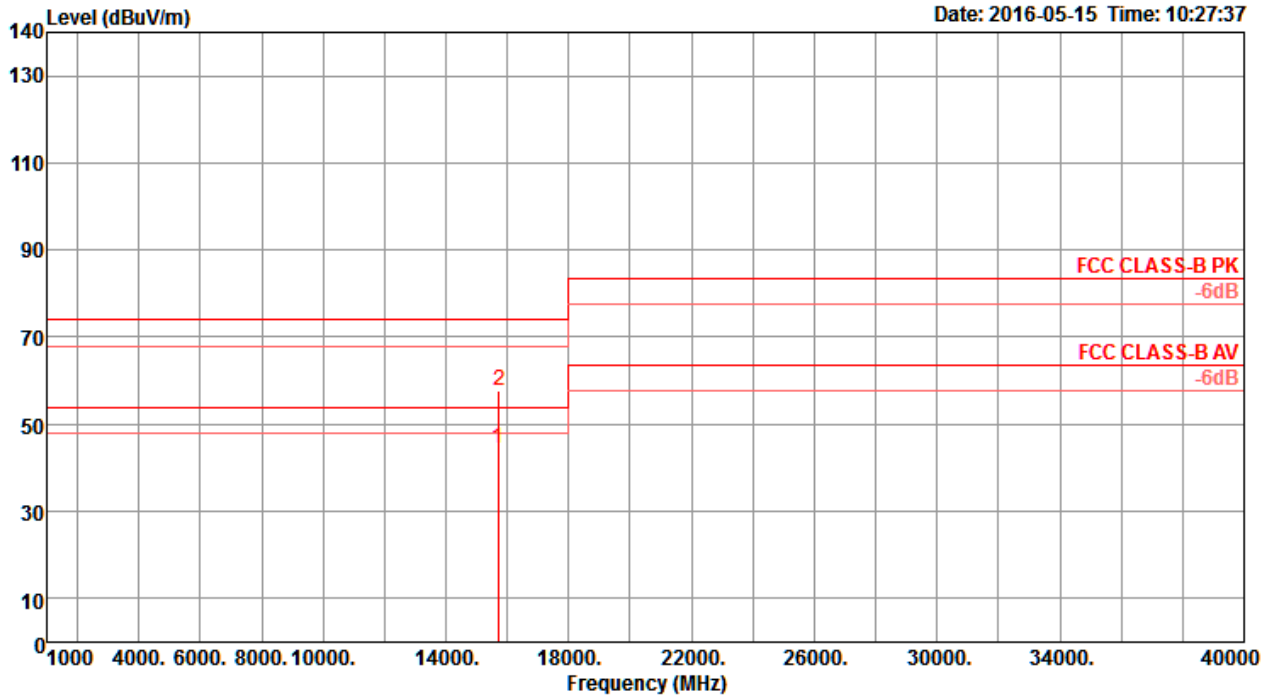
Temperature	22°C	Humidity	56%
Test Engineer	Nyle Chang & Peter Wu & Gary Chu & DK Chang & Eddie Weng & Stim Song & Brain Sun	Configurations	IEEE 802.11ac MCS0/Nss1 VHT20 CH 48 / Chain 1 + Chain 2 + Chain 3 + Chain 4
Test Mode	Mode 4		

Horizontal



	Freq	Level	Limit	Over	Read	CableAntenna	Preamp	T/Pos	A/Pos	Remark	Pol/Phase	
	MHz	dBuV/m	dBuV/m	dB	dBuV	dB	dB/m	dB	deg	cm		
1	15713.14	58.49	74.00	-15.51	43.61	11.27	38.42	34.81	28	200	Peak	HORIZONTAL
2	15721.70	44.69	54.00	-9.31	29.81	11.27	38.42	34.81	28	200	Average	HORIZONTAL

Vertical

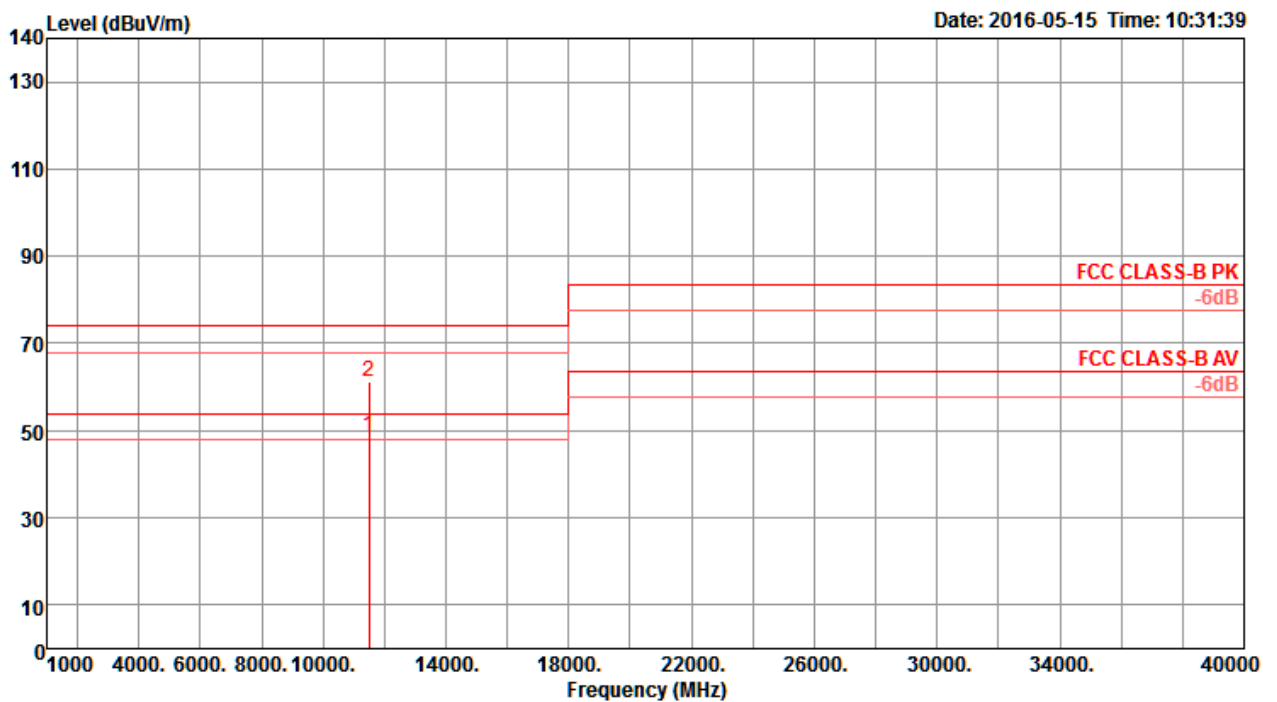


	Freq	Level	Limit	Over	Read	CableAntenna	Preamp	T/Pos	A/Pos	Remark	Pol/Phase
	MHz	dBuV/m	dBuV/m	dB	dBuV	dB	dB/m	dB	deg	cm	
1	15713.97	44.46	54.00	-9.54	29.58	11.27	38.42	34.81	155	200 Average	VERTICAL
2	15723.21	57.64	74.00	-16.36	42.76	11.27	38.42	34.81	155	200 Peak	VERTICAL



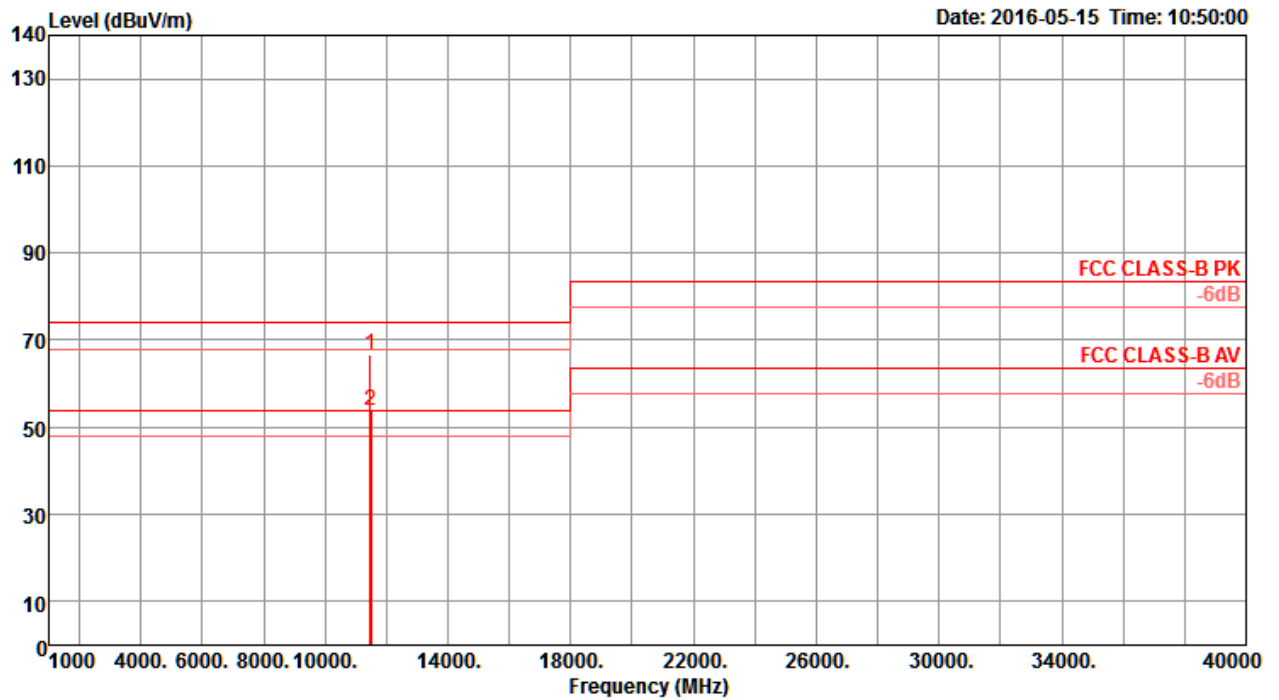
Temperature	22°C	Humidity	56%
Test Engineer	Nyle Chang & Peter Wu & Gary Chu & DK Chang & Eddie Weng & Stim Song & Brain Sun	Configurations	IEEE 802.11ac MCS0/Nss1 VHT20 CH 149 / Chain 1 + Chain 2 + Chain 3 + Chain 4
Test Mode	Mode 4		

Horizontal



	Freq	Level	Limit	Over	Read	CableAntenna	Preamp	T/Pos	A/Pos	Remark	Pol/Phase
	MHz	dBuV/m	dBuV/m	dB	dBuV	dB	dB/m	deg	cm		
1	11486.47	48.86	54.00	-5.14	35.36	9.62	38.50	34.62	223	194 Average	HORIZONTAL
2	11486.63	61.35	74.00	-12.65	47.85	9.62	38.50	34.62	223	194 Peak	HORIZONTAL

Vertical

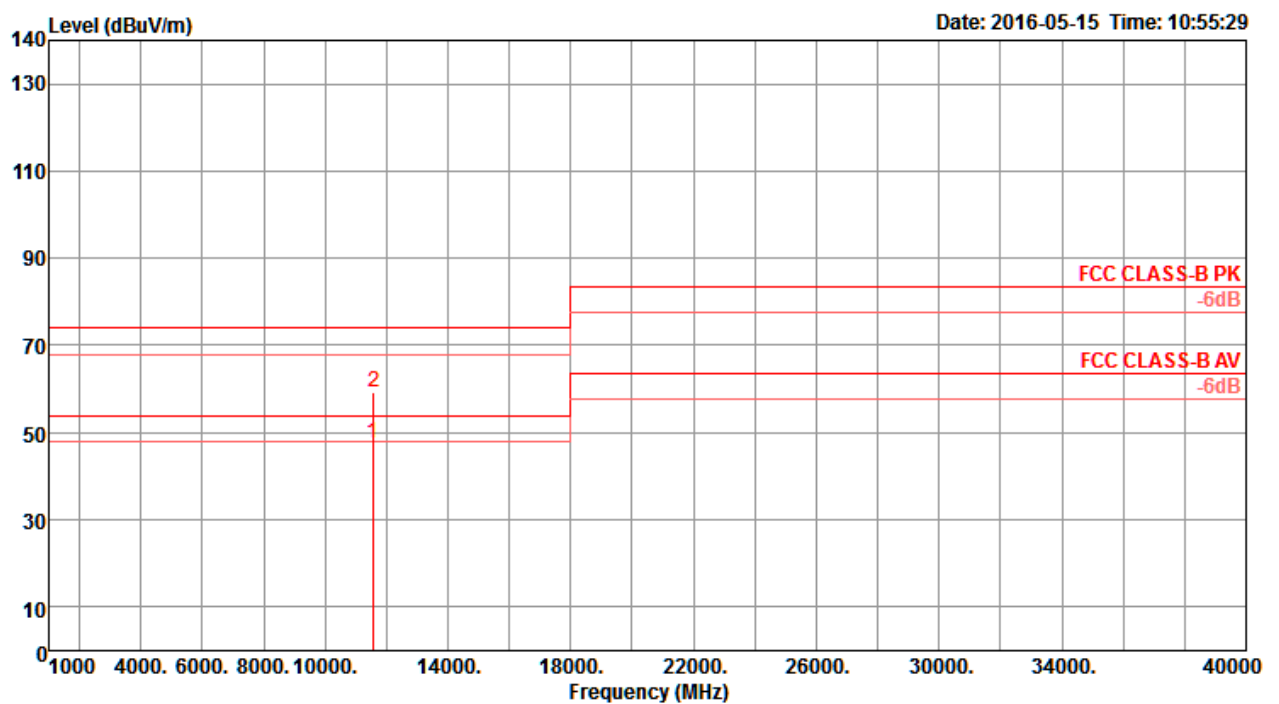


	Freq	Level	Limit	Over	Read	CableAntenna	Preamp	T/Pos	A/Pos	Remark	Pol/Phase
	MHz	dBuV/m	dBuV/m	dB	dBuV	dB	dB/m	dB	deg	cm	
1	11480.87	66.69	74.00	-7.31	53.19	9.62	38.50	34.62	70	207 Peak	VERTICAL
2	11488.32	53.96	54.00	-0.04	40.46	9.62	38.50	34.62	70	207 Average	VERTICAL



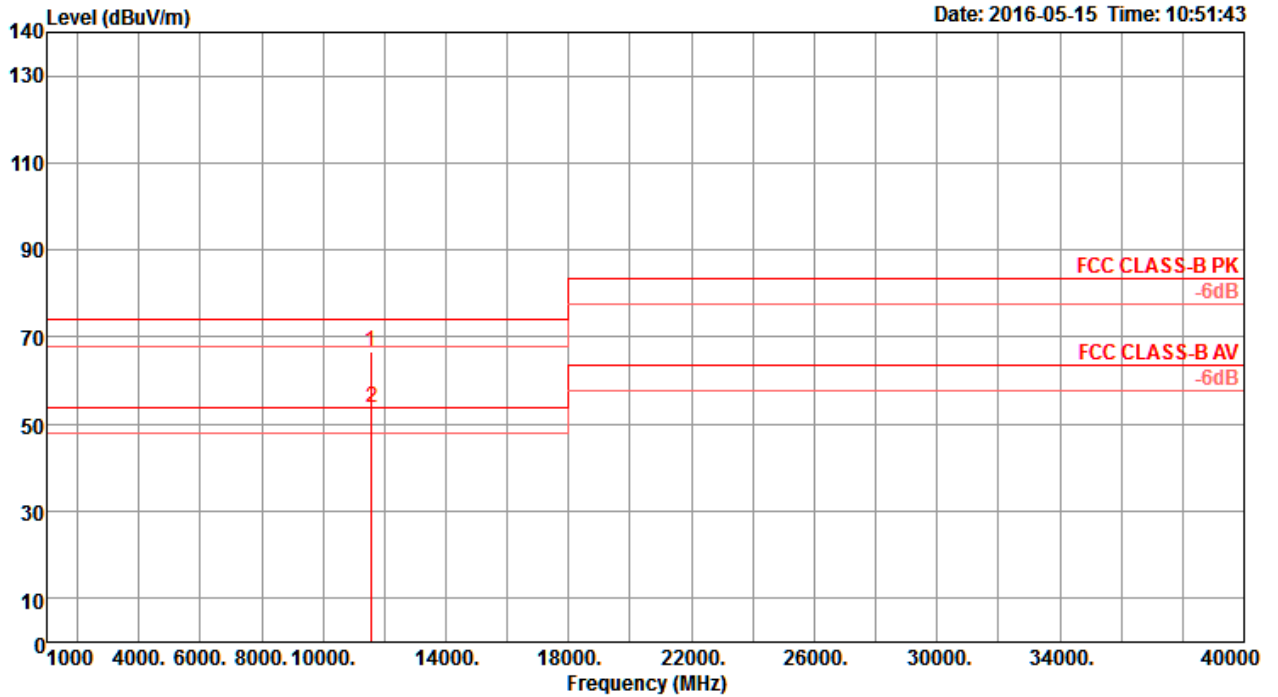
Temperature	22°C	Humidity	56%
Test Engineer	Nyle Chang & Peter Wu & Gary Chu & DK Chang & Eddie Weng & Stim Song & Brain Sun	Configurations	IEEE 802.11ac MCS0/Nss1 VHT20 CH 157 / Chain 1 + Chain 2 + Chain 3 + Chain 4
Test Mode	Mode 4		

Horizontal



	Freq	Level	Limit	Over	Read	CableAntenna	Preamp	T/Pos	A/Pos	Remark	Pol/Phase
	MHz	dBuV/m	dBuV/m	dB	dBuV	dB	dB/m	dB	deg	cm	
1	11561.99	47.39	54.00	-6.61	33.90	9.61	38.53	34.65	169	266 Average	HORIZONTAL
2	11573.61	59.28	74.00	-14.72	45.79	9.61	38.53	34.65	169	266 Peak	HORIZONTAL

Vertical

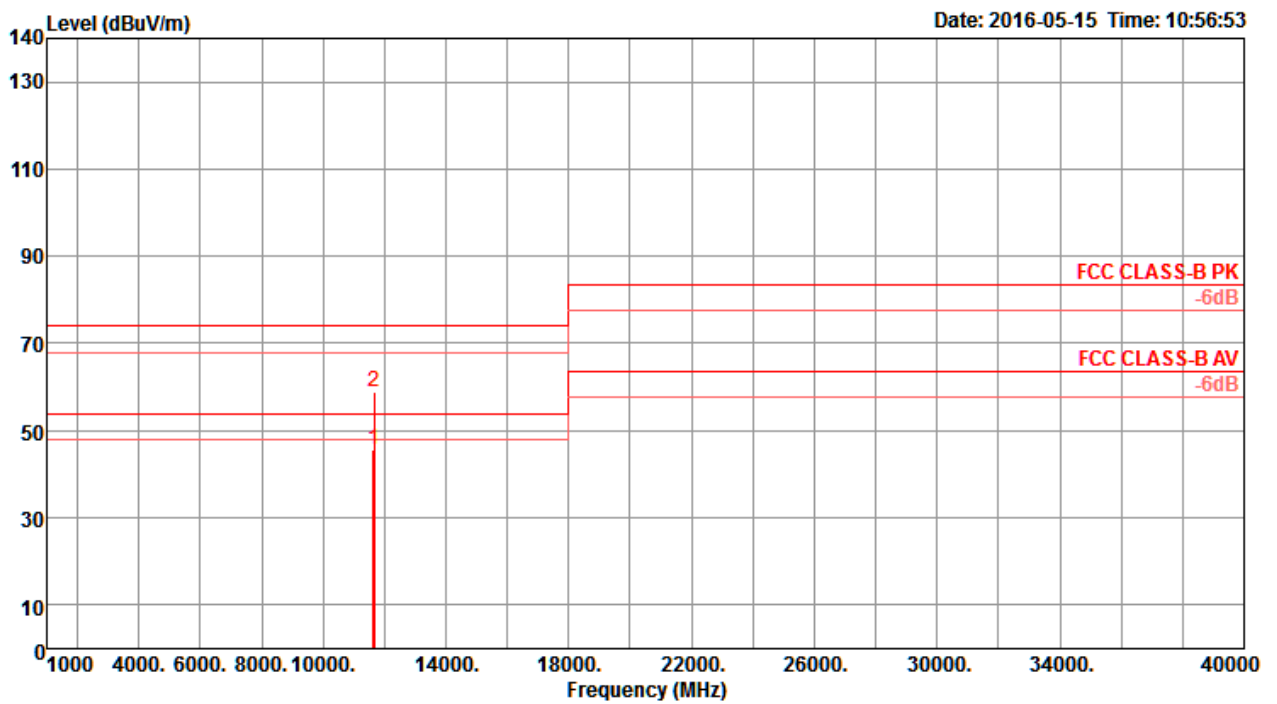


	Freq	Level	Limit	Over	Read	CableAntenna	Preamp	T/Pos	A/Pos	Remark	Pol/Phase	
	MHz	dBuV/m	dBuV/m	dB	dBuV	dB	dB/m	dB	deg	cm		
1	11563.83	66.61	74.00	-7.39	53.12	9.61	38.53	34.65	65	210	Peak	VERTICAL
2	11569.12	53.79	54.00	-0.21	40.30	9.61	38.53	34.65	65	210	Average	VERTICAL



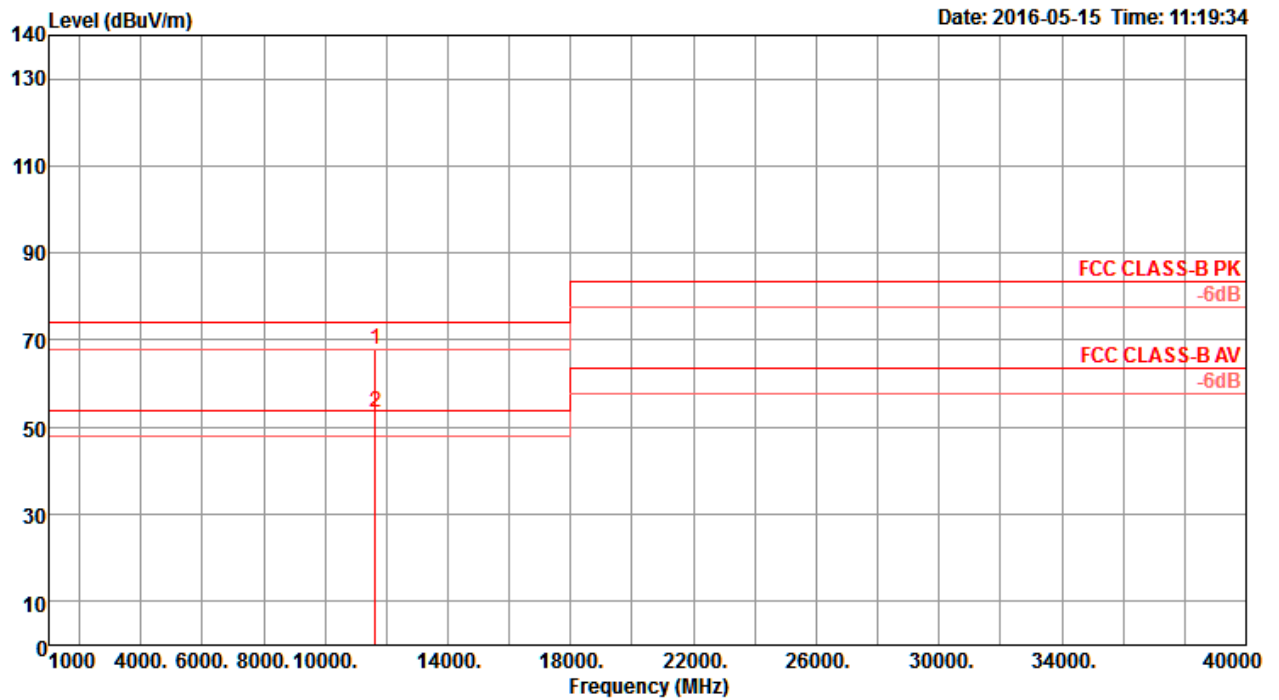
Temperature	22°C	Humidity	56%
Test Engineer	Nyle Chang & Peter Wu & Gary Chu & DK Chang & Eddie Weng & Stim Song & Brain Sun	Configurations	IEEE 802.11ac MCS0/Nss1 VHT20 CH 165 / Chain 1 + Chain 2 + Chain 3 + Chain 4
Test Mode	Mode 4		

Horizontal



	Freq	Level	Limit	Over	Read	CableAntenna	Preamp	T/Pos	A/Pos	Remark	Pol/Phase	
	MHz	dBuV/m	dBuV/m	dB	dBuV	dB	dB/m	dB	deg	cm		
1	11640.71	45.71	54.00	-8.29	32.24	9.60	38.55	34.68	172	270	Average	HORIZONTAL
2	11661.38	58.72	74.00	-15.28	45.24	9.60	38.57	34.69	172	270	Peak	HORIZONTAL

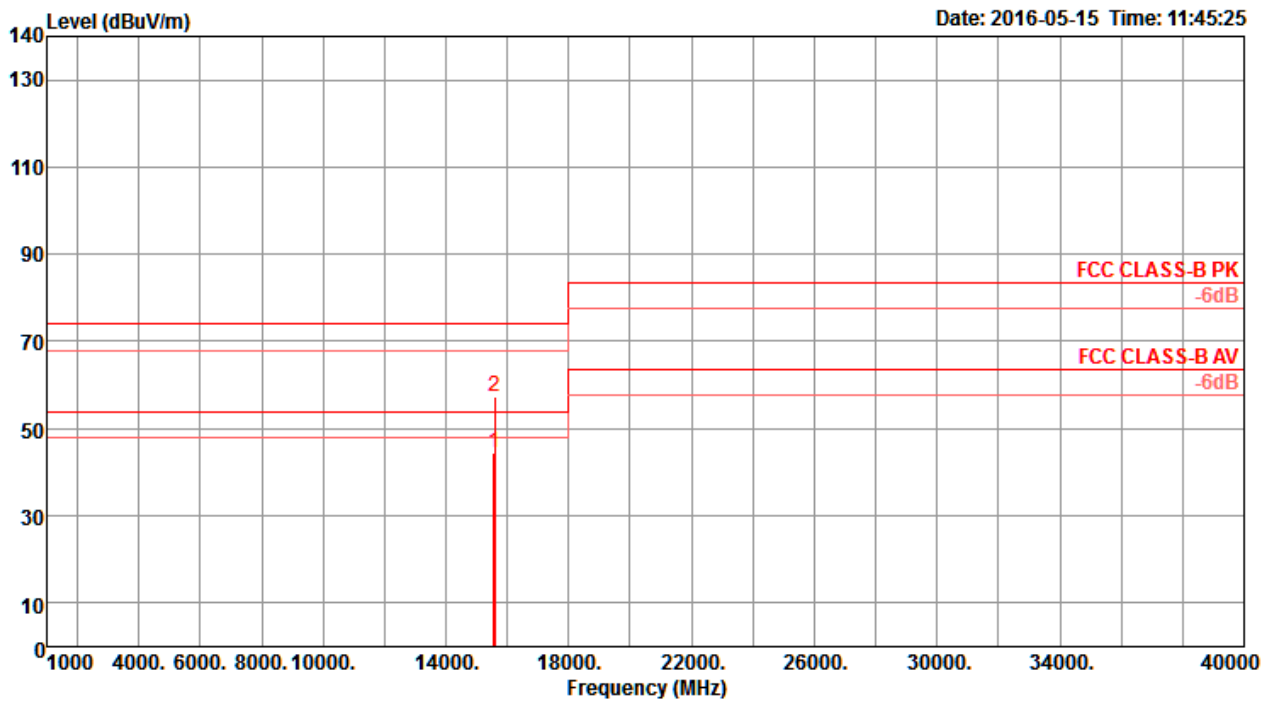
Vertical



	Freq	Level	Limit	Over	Read	CableAntenna	Preamp	T/Pos	A/Pos	Remark	Pol/Phase
	MHz	dBuV/m	dBuV/m	dB	dBuV	dB	dB/m	dB	deg	cm	
1	11645.67	67.72	74.00	-6.28	54.25	9.60	38.55	34.68	131	206 Peak	VERTICAL
2	11648.88	53.59	54.00	-0.41	40.12	9.60	38.55	34.68	131	206 Average	VERTICAL

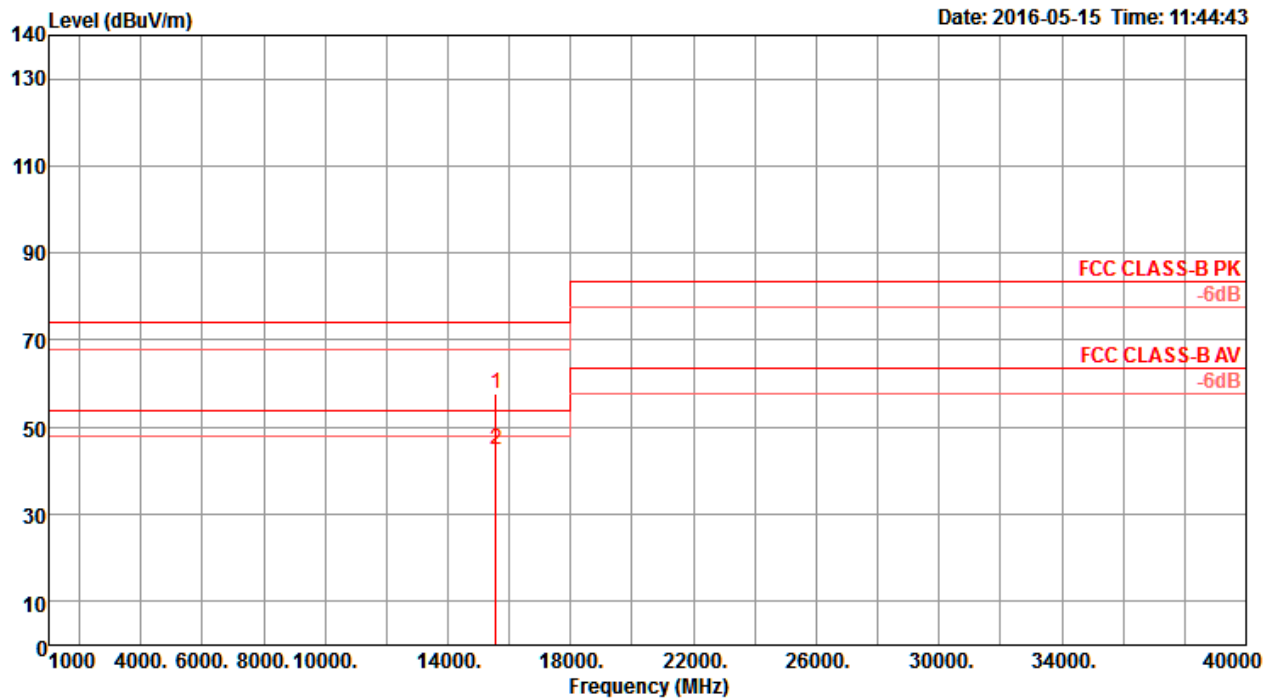
Temperature	22°C	Humidity	56%
Test Engineer	Nyle Chang & Peter Wu & Gary Chu & DK Chang & Eddie Weng & Stim Song & Brain Sun	Configurations	IEEE 802.11ac MCS0/Nss1 VHT40 CH 38 / Chain 1 + Chain 2 + Chain 3 + Chain 4
Test Mode	Mode 4		

Horizontal



	Freq	Level	Limit	Over	Read	CableAntenna	Preamp	T/Pos	A/Pos	Remark	Pol/Phase
	MHz	dBuV/m	dBuV/m	dB	dBuV	dB	dB/m	dB	deg	cm	
1	15570.26	44.62	54.00	-9.38	29.83	11.24	38.23	34.68	157	200 Average	HORIZONTAL
2	15579.86	57.31	74.00	-16.69	42.52	11.24	38.23	34.68	157	200 Peak	HORIZONTAL

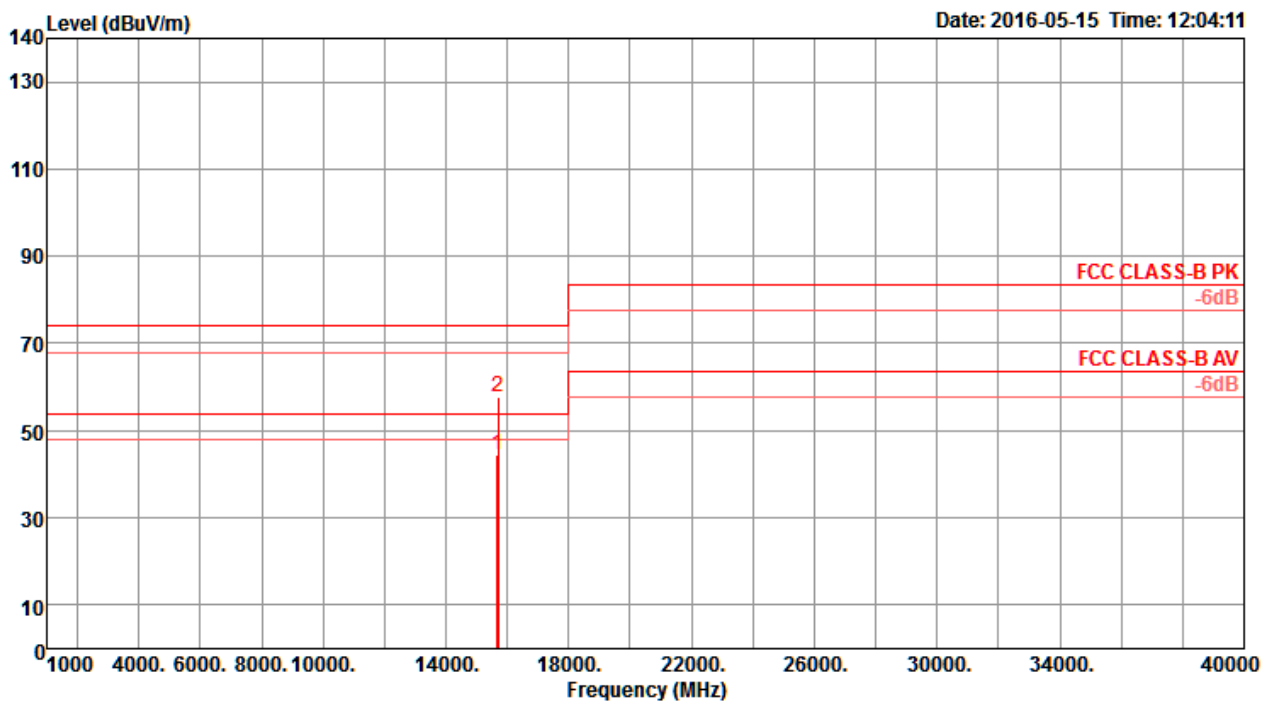
Vertical



	Freq	Level	Limit	Over	Read	Cable	Antenna	Preamp	T/Pos	A/Pos	Remark	Pol/Phase
	MHz	dBuV/m	dBuV/m	dB	dBuV	dB	dB/m	dB	deg	cm		
1	15549.70	57.85	74.00	-16.15	43.10	11.23	38.16	34.64	28	200	Peak	VERTICAL
2	15553.31	44.72	54.00	-9.28	29.97	11.23	38.16	34.64	28	200	Average	VERTICAL

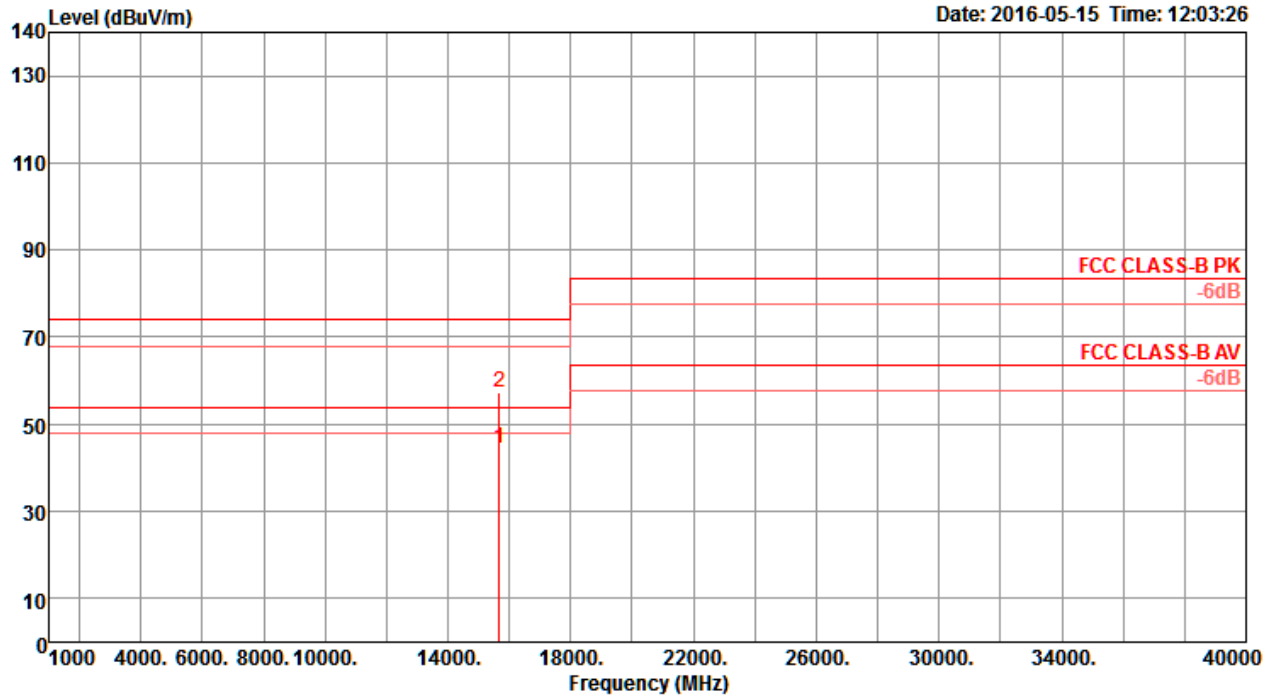
Temperature	22°C	Humidity	56%
Test Engineer	Nyle Chang & Peter Wu & Gary Chu & DK Chang & Eddie Weng & Stim Song & Brain Sun	Configurations	IEEE 802.11ac MCS0/Nss1 VHT40 CH 46 / Chain 1 + Chain 2 + Chain 3 + Chain 4
Test Mode	Mode 4		

Horizontal



	Freq	Level	Limit	Over	Read	CableAntenna	Preamp	T/Pos	A/Pos	Remark	Pol/Phase	
	MHz	dBuV/m	dBuV/m	dB	dBuV	dB	dB/m	dB	deg	cm		
1	15684.68	44.65	54.00	-9.35	29.81	11.26	38.35	34.77	255	200	Average	HORIZONTAL
2	15701.24	57.82	74.00	-16.18	42.90	11.27	38.42	34.77	255	200	Peak	HORIZONTAL

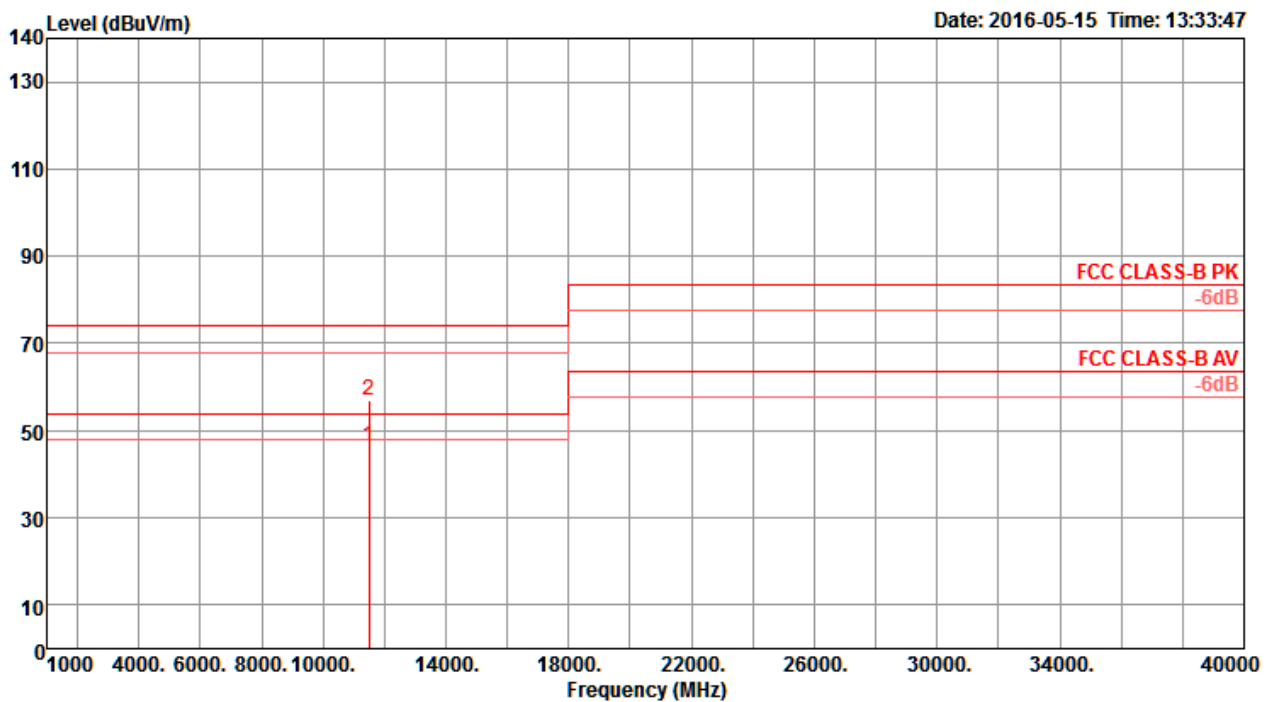
Vertical



	Freq	Level	Limit	Over	Read	CableAntenna	Preamp	T/Pos	A/Pos	Remark	Pol/Phase
	MHz	dBuV/m	dBuV/m	dB	dBuV	dB	dB/m	deg	cm		
1	15684.22	44.61	54.00	-9.39	29.77	11.26	38.35	34.77	25	200 Average	VERTICAL
2	15684.88	57.49	74.00	-16.51	42.65	11.26	38.35	34.77	25	200 Peak	VERTICAL

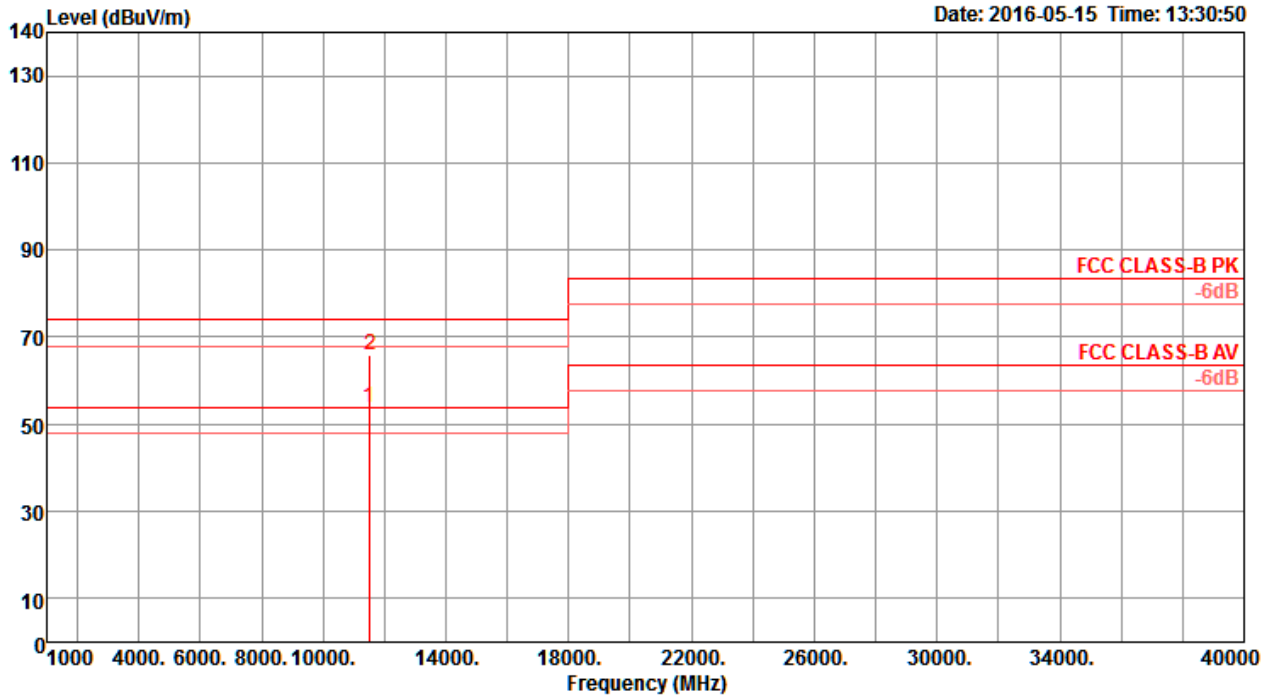
Temperature	22°C	Humidity	56%
Test Engineer	Nyle Chang & Peter Wu & Gary Chu & DK Chang & Eddie Weng & Stim Song & Brain Sun	Configurations	IEEE 802.11ac MCS0/Nss1 VHT40 CH 151 / Chain 1 + Chain 2 + Chain 3 + Chain 4
Test Mode	Mode 4		

Horizontal



	Freq	Level	Limit	Over	Read	CableAntenna	Preamp	T/Pos	A/Pos	Remark	Pol/Phase
	MHz	dBuV/m	dBuV/m	dB	dBuV	dB	dB/m	deg	cm		
1	11498.97	46.24	54.00	-7.76	32.74	9.62	38.50	34.62	276	200 Average	HORIZONTAL
2	11503.59	56.94	74.00	-17.06	43.44	9.62	38.50	34.62	276	200 Peak	HORIZONTAL

Vertical

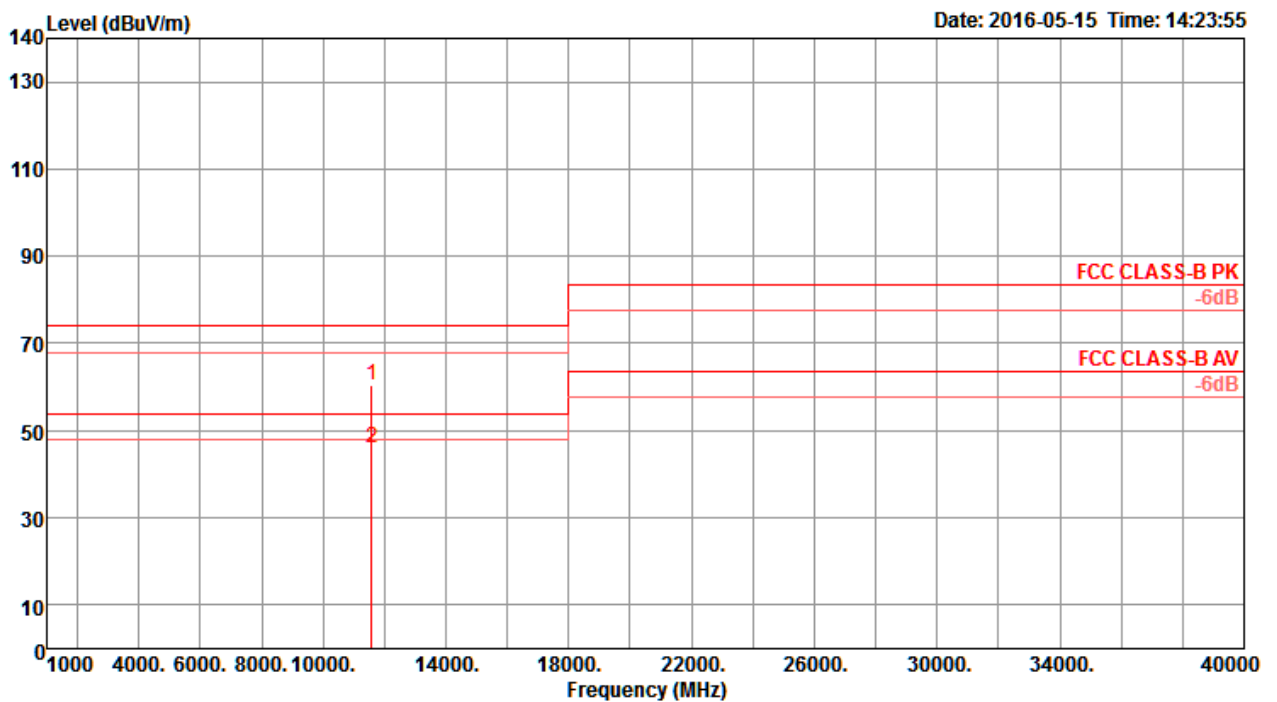


	Freq	Level	Limit	Over	Read	CableAntenna	Preamp	T/Pos	A/Pos	Remark	Pol/Phase
	MHz	dBuV/m	dBuV/m	dB	dBuV	dB	dB/m	deg	cm		
1	11483.08	53.91	54.00	-0.09	40.41	9.62	38.50	34.62	71	205 Average	VERTICAL
2	11522.31	65.94	74.00	-8.06	52.45	9.61	38.51	34.63	71	205 Peak	VERTICAL



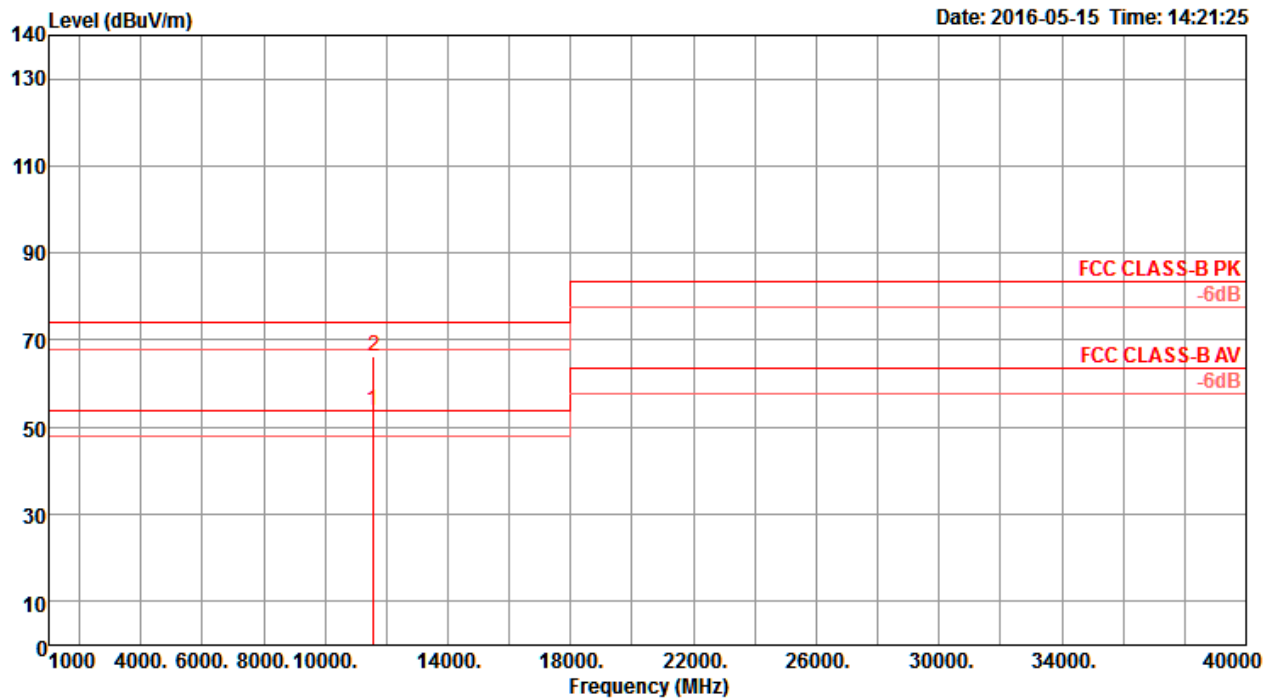
Temperature	22°C	Humidity	56%
Test Engineer	Nyle Chang & Peter Wu & Gary Chu & DK Chang & Eddie Weng & Stim Song & Brain Sun	Configurations	IEEE 802.11ac MCS0/Nss1 VHT40 CH 159 / Chain 1 + Chain 2 + Chain 3 + Chain 4
Test Mode	Mode 4		

Horizontal



	Freq	Level	Limit	Over	Read	CableAntenna	Preamp	T/Pos	A/Pos	Remark	Pol/Phase	
	MHz	dBuV/m	dBuV/m	dB	dBuV	dB	dB/m	dB	deg	cm		
1	11585.64	60.26	74.00	-13.74	46.78	9.60	38.54	34.66	225	194	Peak	HORIZONTAL
2	11586.03	46.14	54.00	-7.86	32.66	9.60	38.54	34.66	225	194	Average	HORIZONTAL

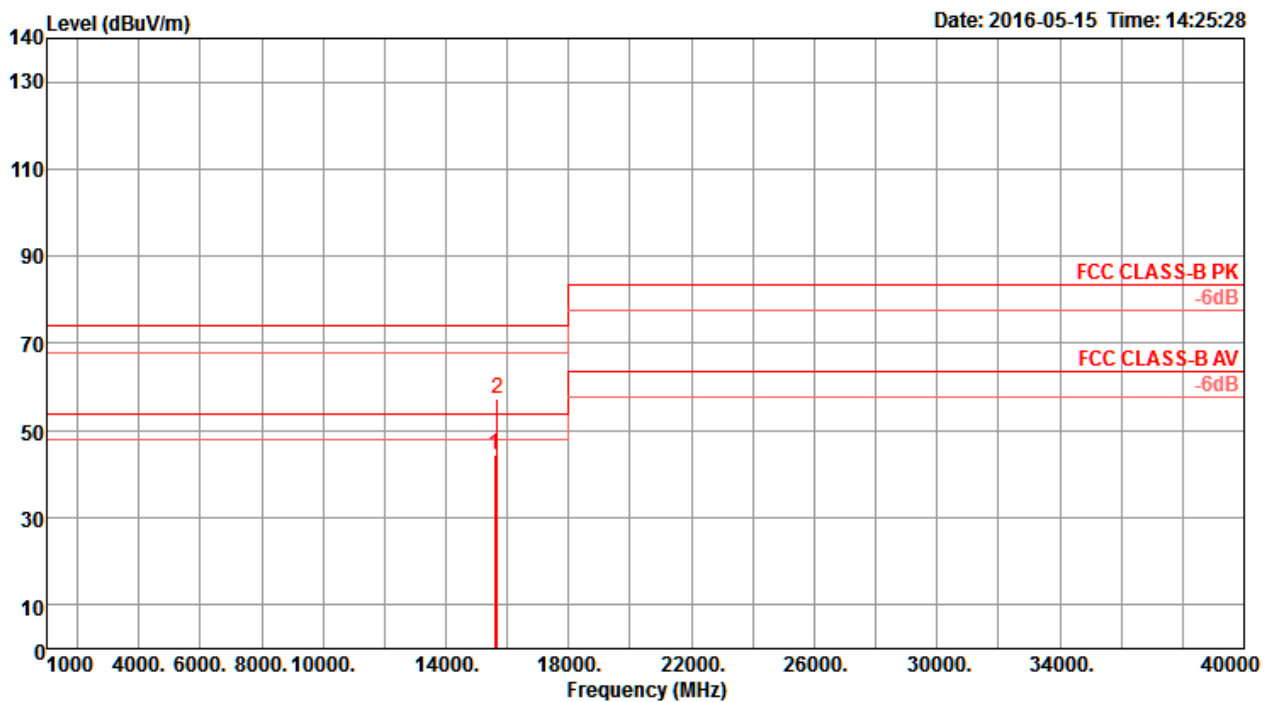
Vertical



	Freq	Level	Limit	Over	Read	CableAntenna	Preamp	T/Pos	A/Pos	Remark	Pol/Phase
	MHz	dBuV/m	dBuV/m	dB	dBuV	dB	dB/m	deg	cm		
1	11564.74	53.76	54.00	-0.24	40.27	9.61	38.53	34.65	132	210 Average	VERTICAL
2	11583.59	66.17	74.00	-7.83	52.68	9.61	38.53	34.65	132	210 Peak	VERTICAL

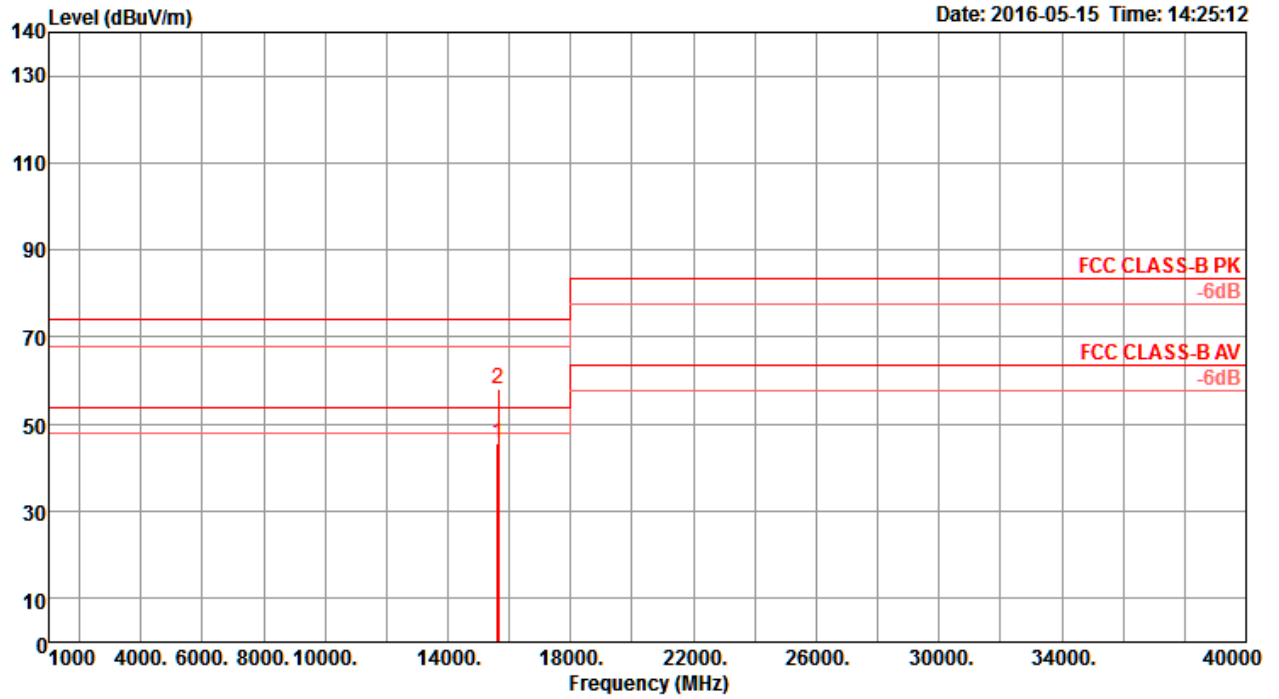
Temperature	22°C	Humidity	56%
Test Engineer	Nyle Chang & Peter Wu & Gary Chu & DK Chang & Eddie Weng & Stim Song & Brain Sun	Configurations	IEEE 802.11ac MCS0/Nss1 VHT80 CH 42 / Chain 1 + Chain 2 + Chain 3 + Chain 4
Test Mode	Mode 4		

Horizontal



	Freq	Level	Limit Line	Over Limit	Read Level	Cable Loss	Antenna Factor	Preamp Factor	T/Pos	A/Pos	Remark	Pol/Phase
	MHz	dBuV/m	dBuV/m	dB	dBuV	dB	dB/m	dB	deg	cm		
1	15590.90	44.62	54.00	-9.38	29.83	11.24	38.23	34.68	66	200	Average	HORIZONTAL
2	15665.90	57.24	74.00	-16.76	42.40	11.26	38.35	34.77	66	200	Peak	HORIZONTAL

Vertical

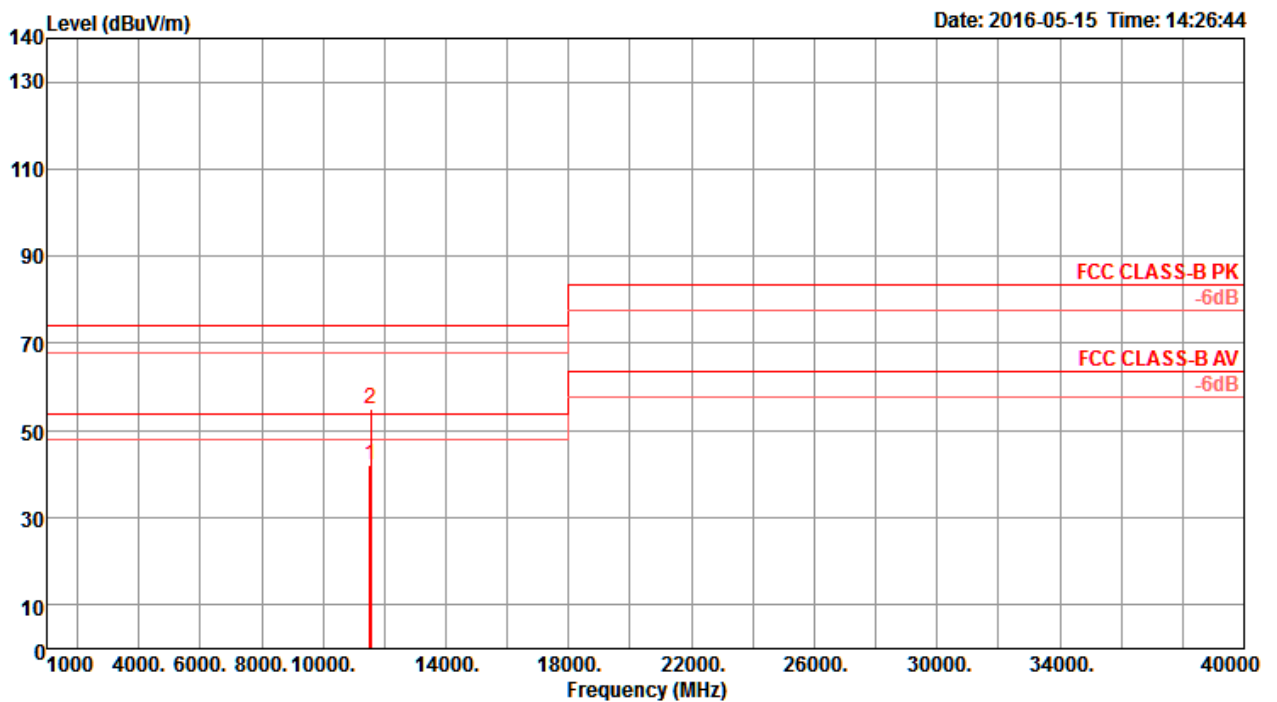


	Freq	Level	Limit	Over	Read	CableAntenna	Preamp	T/Pos	A/Pos	Remark	Pol/Phase
	MHz	dBuV/m	dBuV/m	dB	dBuV	dB	dB/m	deg	cm		
1	15626.41	45.69	54.00	-8.31	30.88	11.25	38.29	34.73	196	200 Average	VERTICAL
2	15652.56	58.03	74.00	-15.97	43.15	11.26	38.35	34.73	196	200 Peak	VERTICAL



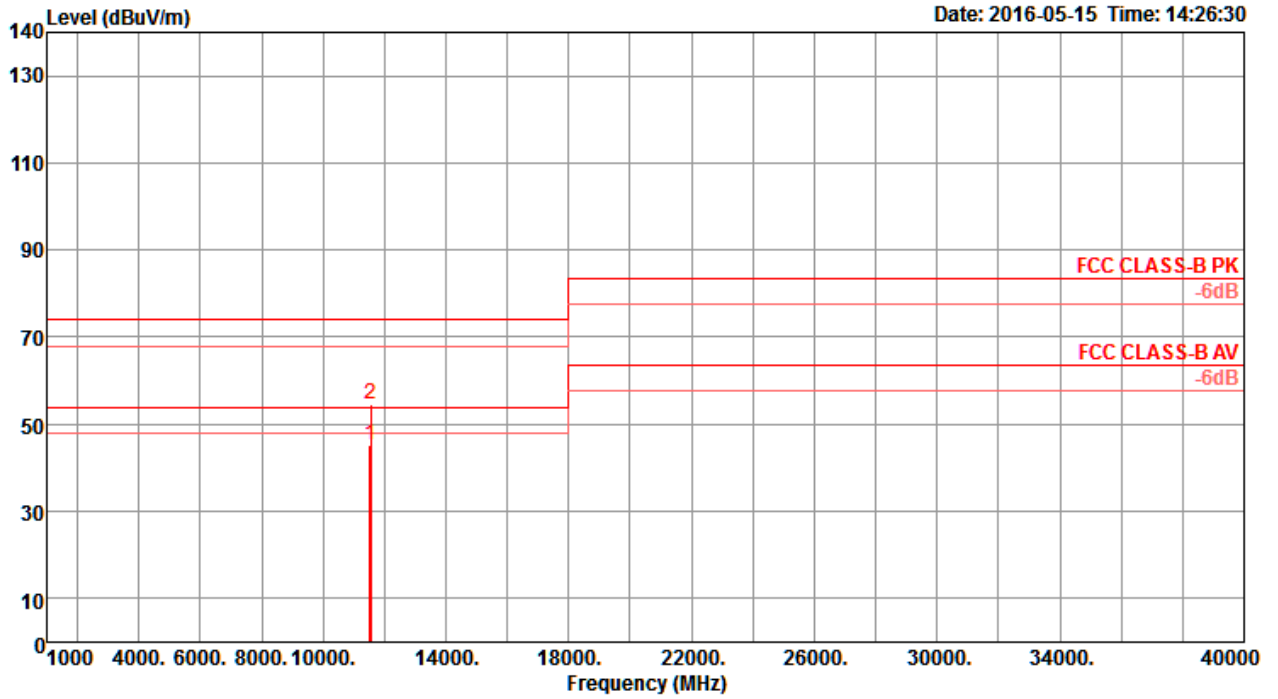
Temperature	22°C	Humidity	56%
Test Engineer	Nyle Chang & Peter Wu & Gary Chu & DK Chang & Eddie Weng & Stim Song & Brain Sun	Configurations	IEEE 802.11ac MCS0/Nss1 VHT80 CH 155 / Chain 1 + Chain 2 + Chain 3 + Chain 4
Test Mode	Mode 4		

Horizontal



	Freq	Level	Limit	Over	Read	CableAntenna	Preamp	T/Pos	A/Pos	Remark	Pol/Phase
	MHz	dBuV/m	dBuV/m	dB	dBuV	dB	dB/m	deg	cm		
1	11520.51	42.17	54.00	-11.83	28.68	9.61	38.51	34.63	82	200 Average	HORIZONTAL
2	11560.00	54.93	74.00	-19.07	41.44	9.61	38.53	34.65	82	200 Peak	HORIZONTAL

Vertical

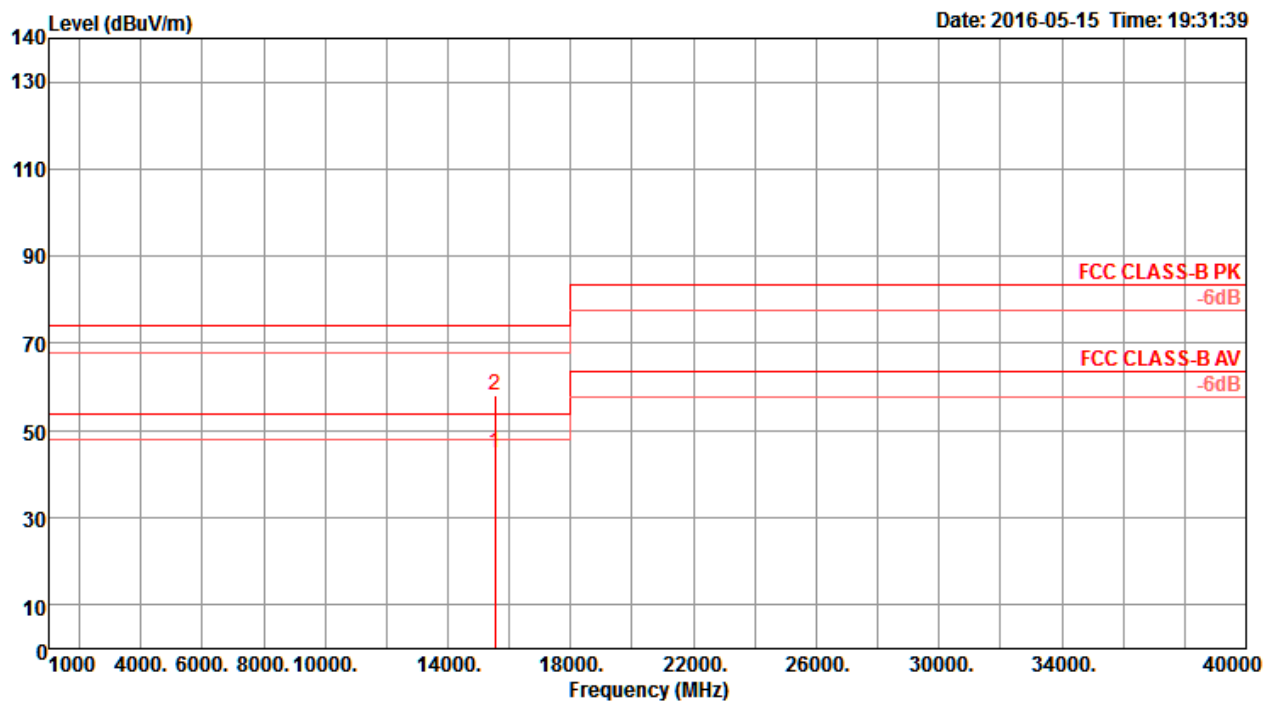


	Freq	Level	Limit	Over	Read	CableAntenna	Preamp	T/Pos	A/Pos	Remark	Pol/Phase
	MHz	dBuV/m	dBuV/m	dB	dBuV	dB	dB/m	dB	deg	cm	
1	11510.77	45.25	54.00	-8.75	31.76	9.62	38.50	34.63	263	200 Average	VERTICAL
2	11563.85	54.69	74.00	-19.31	41.20	9.61	38.53	34.65	263	200 Peak	VERTICAL



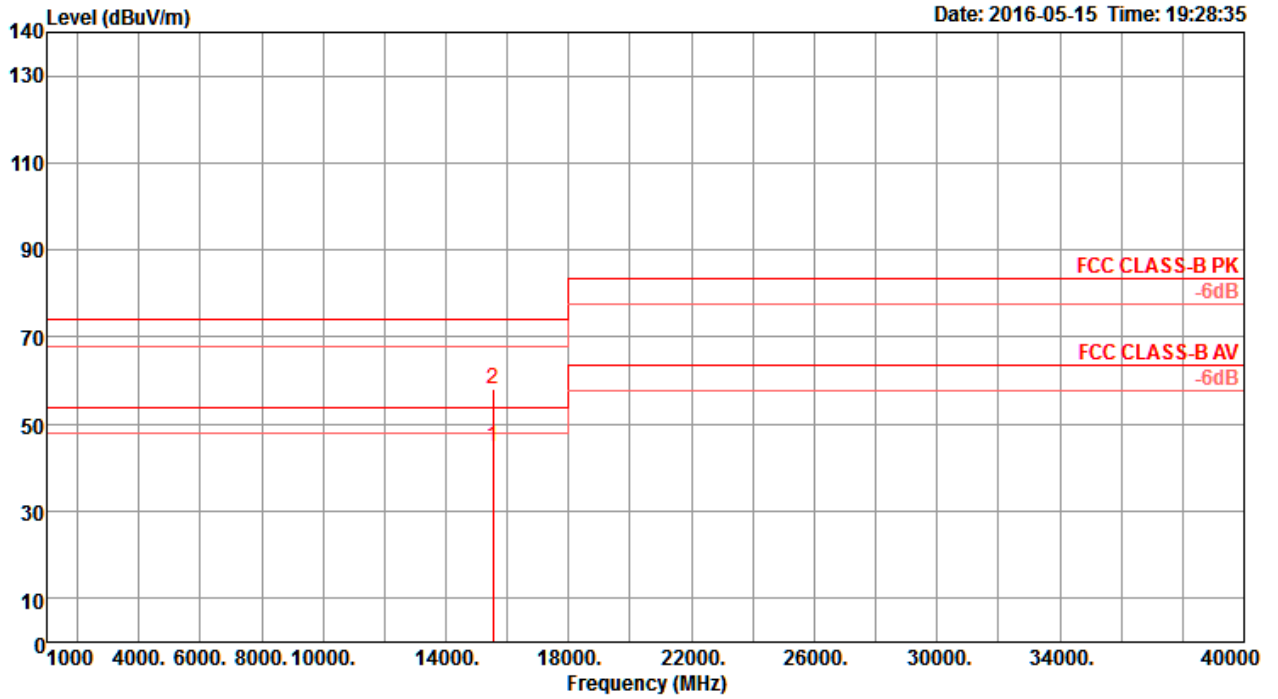
Temperature	22°C	Humidity	56%
Test Engineer	Nyle Chang & Peter Wu & Gary Chu & DK Chang & Eddie Weng & Stim Song & Brain Sun	Configurations	IEEE 802.11ac MCS0/Nss2 VHT20 CH 36 / Chain 1 + Chain 2 + Chain 3 + Chain 4
Test Mode	Mode 4		

Horizontal



	Freq	Level	Limit	Over	Read	CableAntenna	Preamp	T/Pos	A/Pos	Remark	Pol/Phase	
	MHz	dBuV/m	dBuV/m	dB	dBuV	dB	dB/m	dB	deg	cm		
1	15538.58	44.86	54.00	-9.14	30.11	11.23	38.16	34.64	348	302	Average	HORIZONTAL
2	15539.82	58.11	74.00	-15.89	43.36	11.23	38.16	34.64	302	200	Peak	HORIZONTAL

Vertical

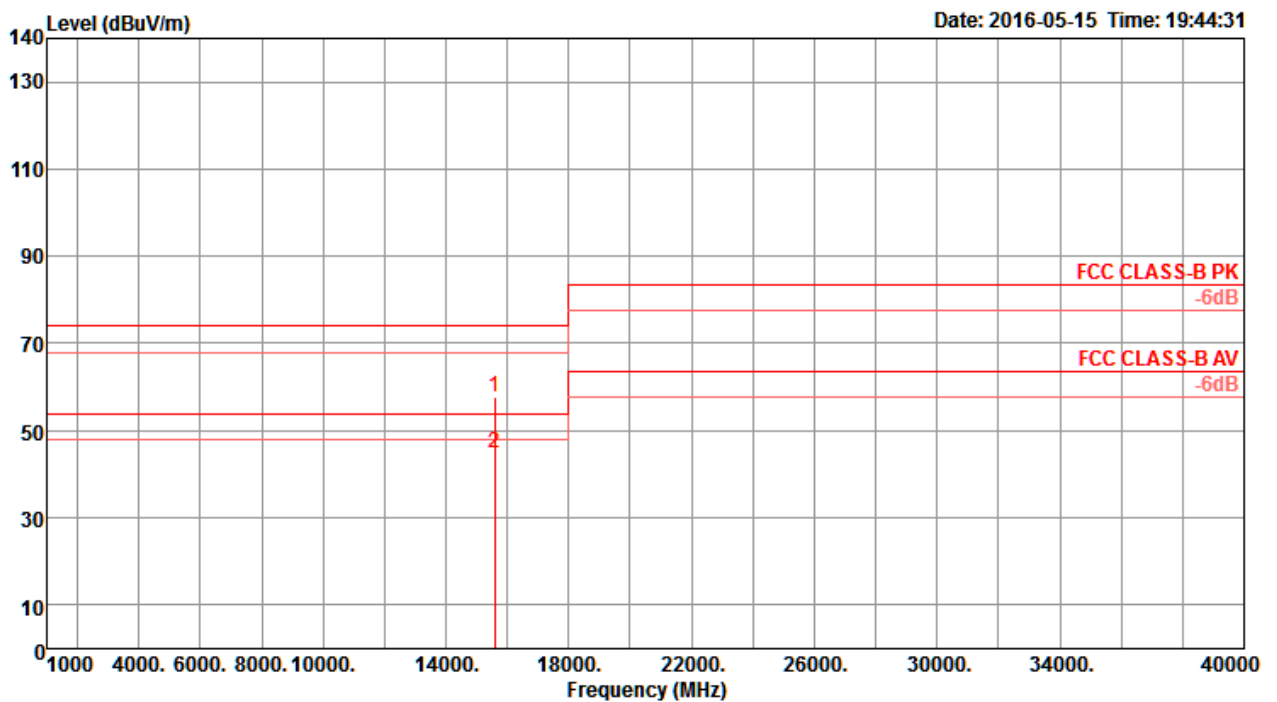


	Freq	Level	Limit	Over	Read	CableAntenna	Preamp	T/Pos	A/Pos	Remark	Pol/Phase	
	MHz	dBuV/m	dBuV/m	dB	dBuV	dB	dB/m	dB	deg	cm		
1	15538.02	45.04	54.00	-8.96	30.29	11.23	38.16	34.64	68	200	Average	VERTICAL
2	15541.38	58.08	74.00	-15.92	43.33	11.23	38.16	34.64	74	200	Peak	VERTICAL



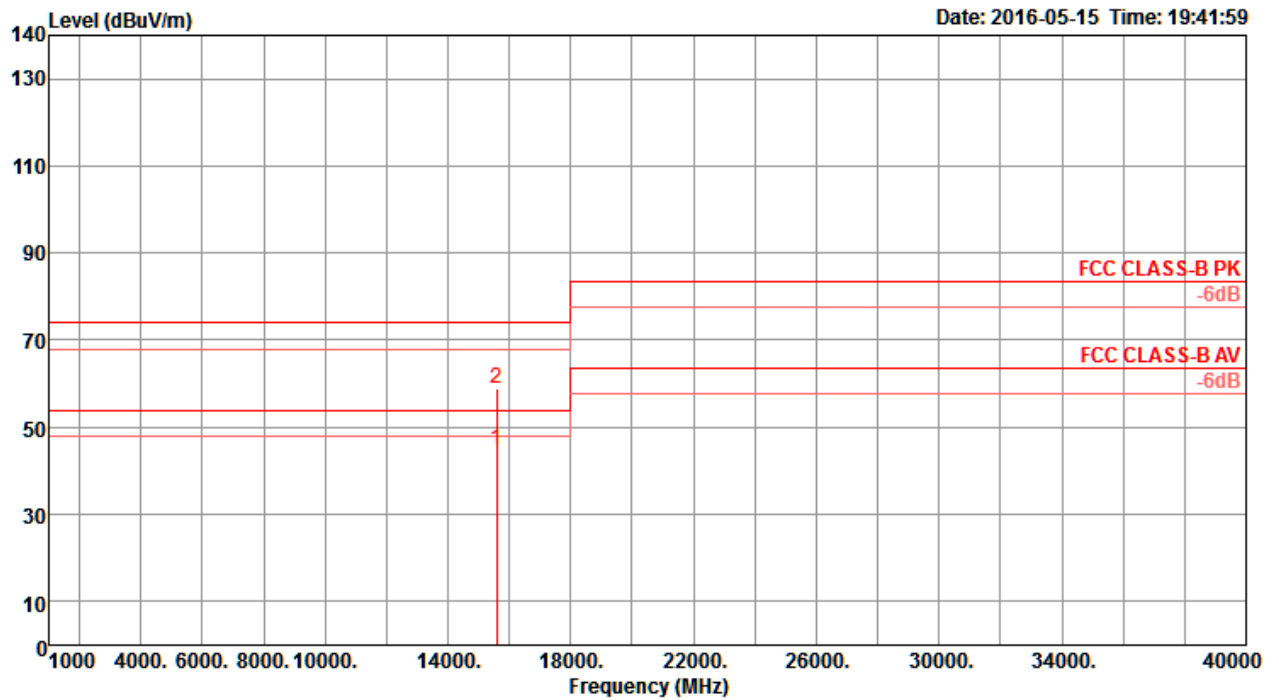
Temperature	22°C	Humidity	56%
Test Engineer	Nyle Chang & Peter Wu & Gary Chu & DK Chang & Eddie Weng & Stim Song & Brain Sun	Configurations	IEEE 802.11ac MCS0/Nss2 VHT20 CH 40 / Chain 1 + Chain 2 + Chain 3 + Chain 4
Test Mode	Mode 4		

Horizontal



	Freq	Level	Limit Line	Over Limit	Read Level	CableAntenna Loss	Preamp Factor	T/Pos	A/Pos	Remark	Pol/Phase	
	MHz	dBuV/m	dBuV/m	dB	dBuV	dB	dB/m	dB	deg	cm		
1	15599.38	57.75	74.00	-16.25	42.96	11.24	38.23	34.68	140	200	Peak	HORIZONTAL
2	15600.34	44.67	54.00	-9.33	29.88	11.24	38.23	34.68	140	200	Average	HORIZONTAL

Vertical

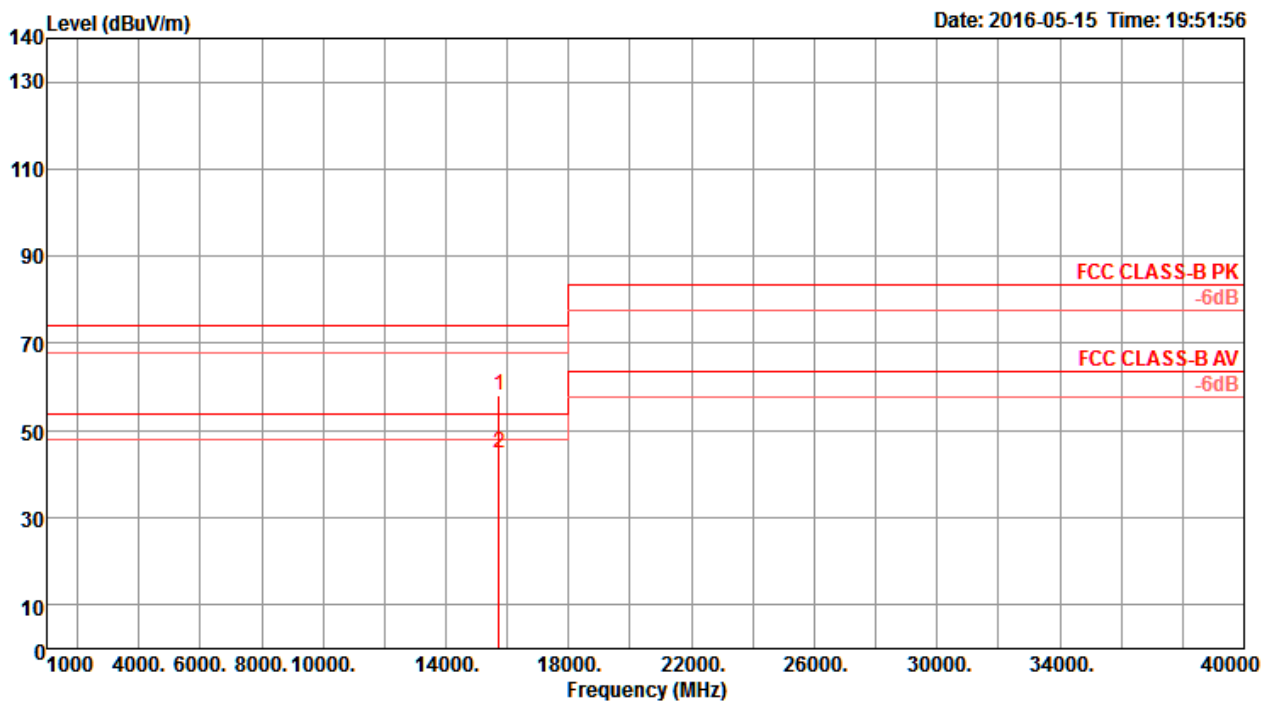


	Freq	Level	Limit	Over	Read	Cable	Antenna	Preamp	T/Pos	A/Pos	Remark	Pol/Phase
	MHz	dBuV/m	dBuV/m	dB	dBuV	dB	dB/m	dB	deg	cm		
1	15601.36	44.84	54.00	-9.16	29.98	11.25	38.29	34.68	224	226	Average	VERTICAL
2	15601.61	59.01	74.00	-14.99	44.15	11.25	38.29	34.68	224	226	Peak	VERTICAL



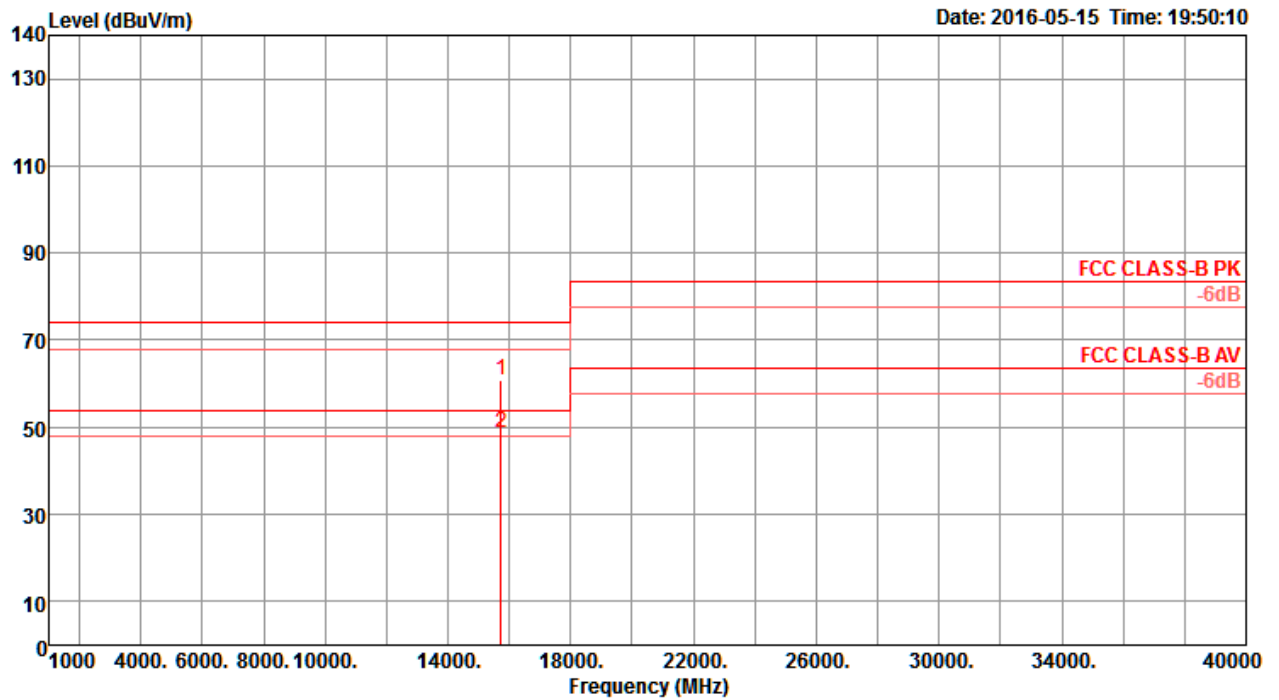
Temperature	22°C	Humidity	56%
Test Engineer	Nyle Chang & Peter Wu & Gary Chu & DK Chang & Eddie Weng & Stim Song & Brain Sun	Configurations	IEEE 802.11ac MCS0/Nss2 VHT20 CH 48 / Chain 1 + Chain 2 + Chain 3 + Chain 4
Test Mode	Mode 4		

Horizontal



	Freq	Level	Limit	Over	Read	CableAntenna	Preamp	T/Pos	A/Pos	Remark	Pol/Phase	
	MHz	dBuV/m	dBuV/m	dB	dBuV	dB	dB/m	dB	deg	cm		
1	15719.13	57.97	74.00	-16.03	43.09	11.27	38.42	34.81	356	224	Peak	HORIZONTAL
2	15720.17	45.04	54.00	-8.96	30.16	11.27	38.42	34.81	356	224	Average	HORIZONTAL

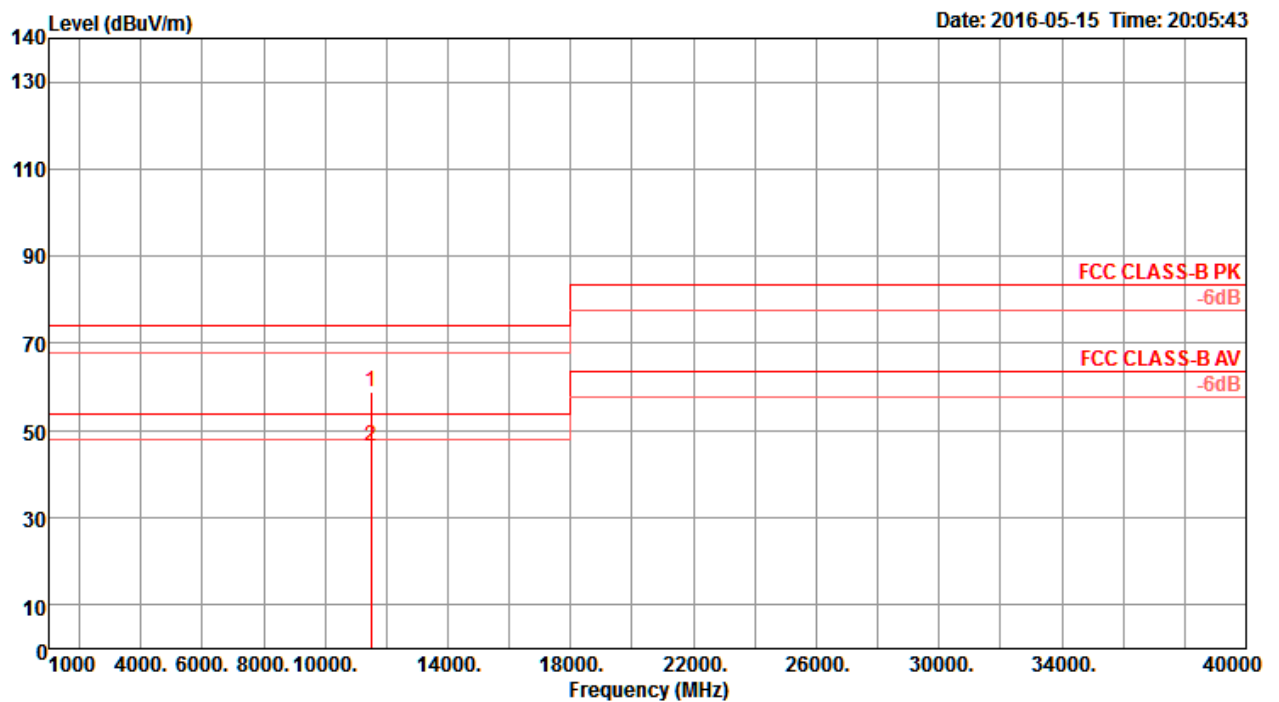
Vertical



	Freq	Level	Limit	Over	Read	CableAntenna	Preamp	T/Pos	A/Pos	Remark	Pol/Phase	
	MHz	dBuV/m	dBuV/m	dB	dBuV	dB	dB/m	dB	deg	cm		
1	15721.16	60.96	74.00	-13.04	46.08	11.27	38.42	34.81	135	200	Peak	VERTICAL
2	15721.23	48.64	54.00	-5.36	33.76	11.27	38.42	34.81	135	200	Average	VERTICAL

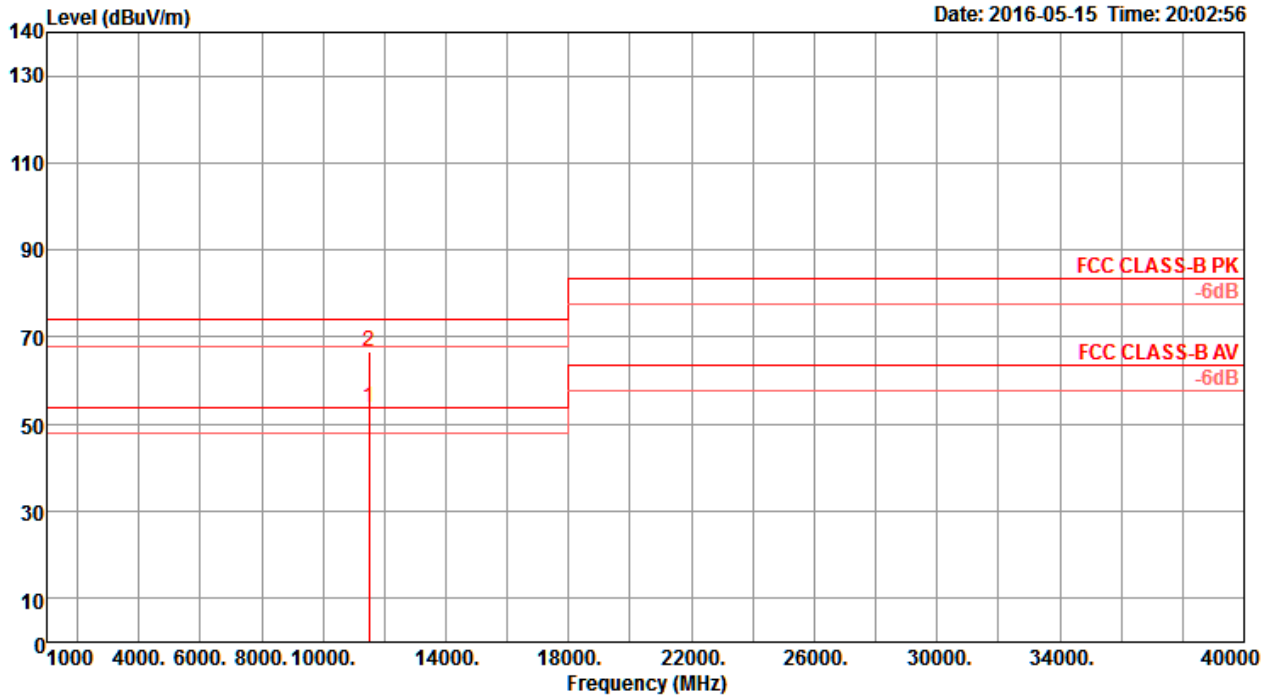
Temperature	22°C	Humidity	56%
Test Engineer	Nyle Chang & Peter Wu & Gary Chu & DK Chang & Eddie Weng & Stim Song & Brain Sun	Configurations	IEEE 802.11ac MCS0/Nss2 VHT20 CH 149 / Chain 1 + Chain 2 + Chain 3 + Chain 4
Test Mode	Mode 4		

Horizontal



	Freq	Level	Limit Line	Over Limit	Read Level	CableAntenna Loss	Preamp Factor	T/Pos	A/Pos	Remark	Pol/Phase
	MHz	dBuV/m	dBuV/m	dB	dBuV	dB	dB/m	deg	cm		
1	11483.81	59.01	74.00	-14.99	45.51	9.62	38.50	34.62	250	200 Peak	HORIZONTAL
2	11487.56	46.38	54.00	-7.62	32.88	9.62	38.50	34.62	250	200 Average	HORIZONTAL

Vertical

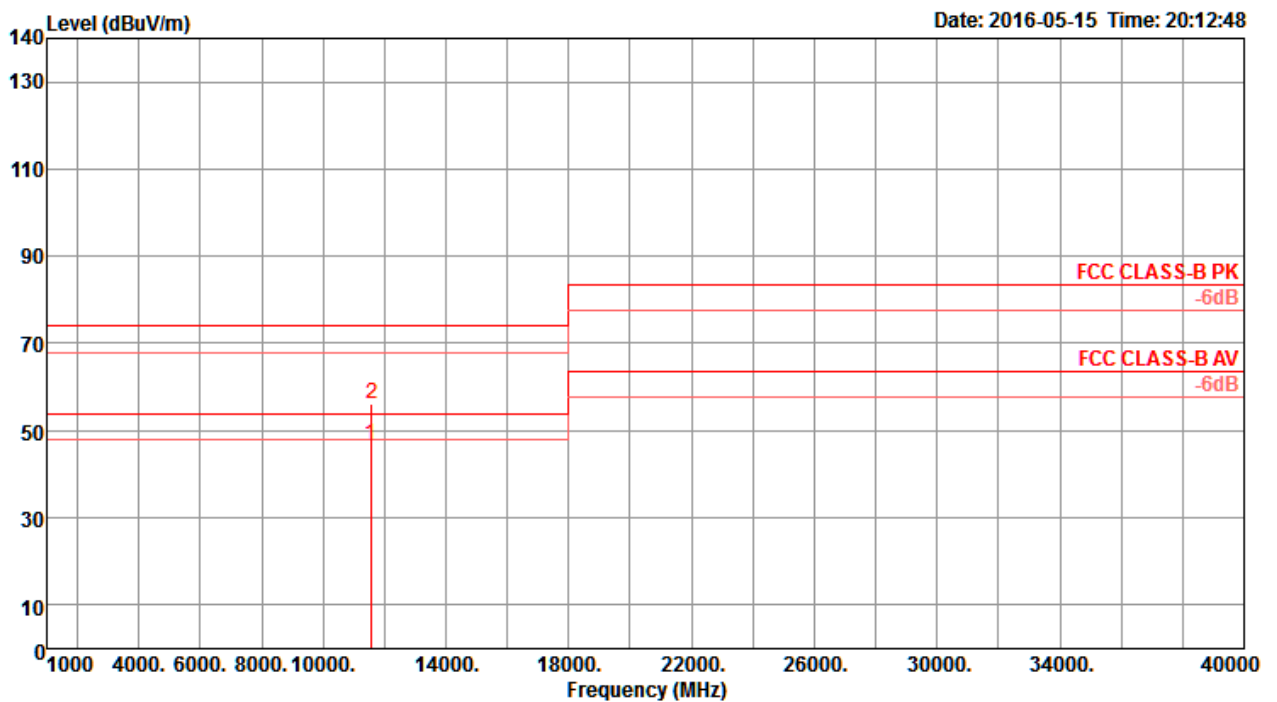


	Freq	Level	Limit	Over	Read	CableAntenna	Preamp	T/Pos	A/Pos	Remark	Pol/Phase
	MHz	dBuV/m	dBuV/m	dB	dBuV	dB	dB/m	deg	cm		
1	11489.13	53.98	54.00	-0.02	40.48	9.62	38.50	34.62	68	206 Average	VERTICAL
2	11491.35	66.77	74.00	-7.23	53.27	9.62	38.50	34.62	68	206 Peak	VERTICAL



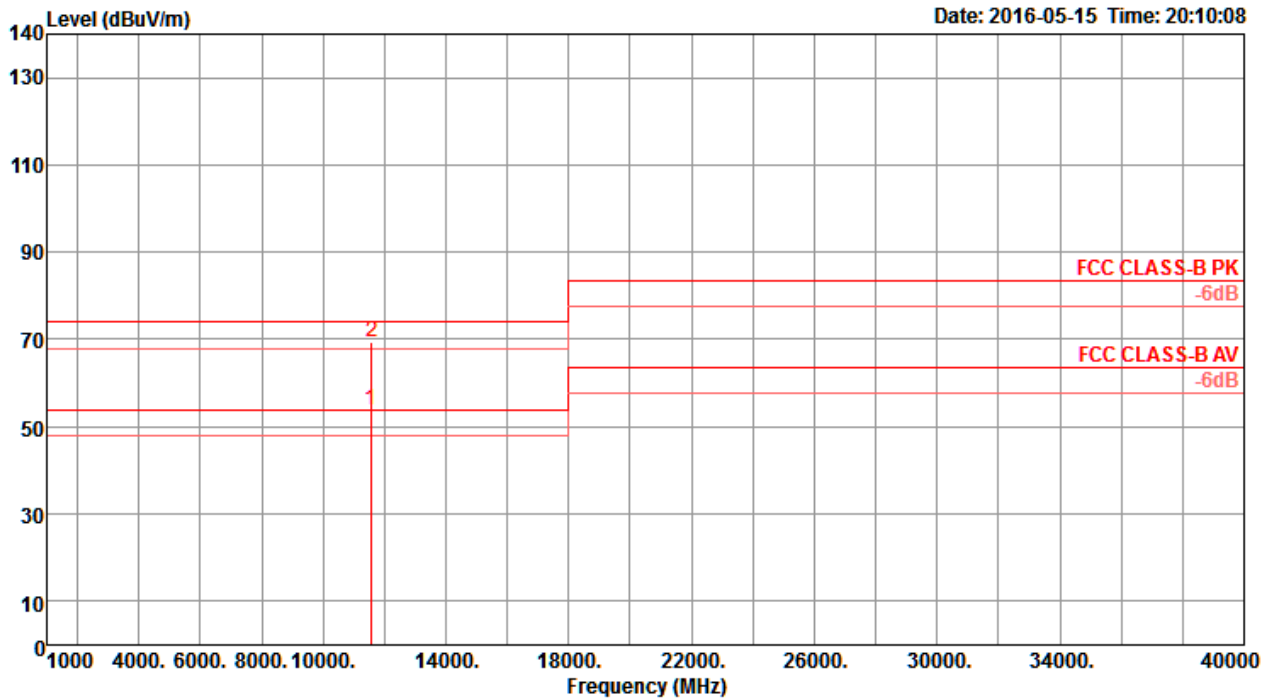
Temperature	22°C	Humidity	56%
Test Engineer	Nyle Chang & Peter Wu & Gary Chu & DK Chang & Eddie Weng & Stim Song & Brain Sun	Configurations	IEEE 802.11ac MCS0/Nss2 VHT20 CH 157 / Chain 1 + Chain 2 + Chain 3 + Chain 4
Test Mode	Mode 4		

Horizontal



	Freq	Level	Limit	Over	Read	CableAntenna	Preamp	T/Pos	A/Pos	Remark	Pol/Phase	
	MHz	dBuV/m	dBuV/m	dB	dBuV	dB	dB/m	dB	deg	cm		
1	11565.87	46.66	54.00	-7.34	33.17	9.61	38.53	34.65	269	205	Average	HORIZONTAL
2	11571.25	56.13	74.00	-17.87	42.64	9.61	38.53	34.65	269	205	Peak	HORIZONTAL

Vertical

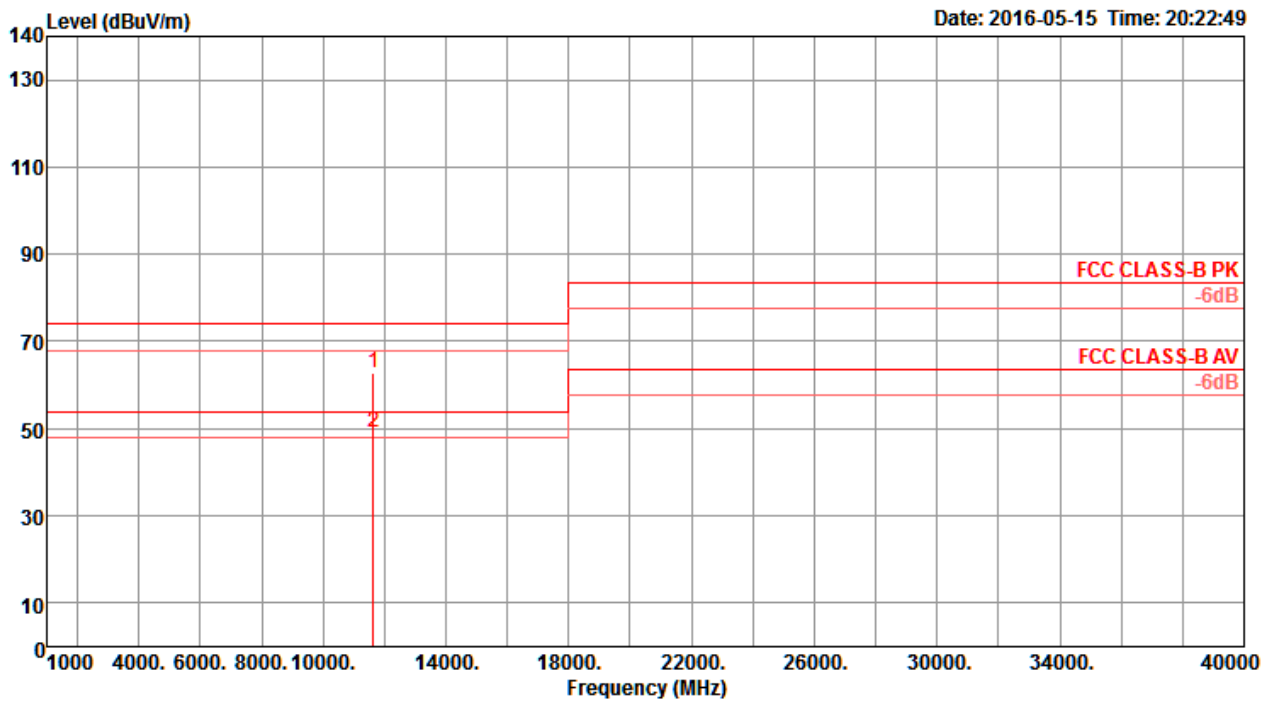


	Freq	Level	Limit	Over	Read	CableAntenna	Preamp	A/Pos	T/Pos	Remark	Pol/Phase	
	MHz	dBuV/m	dBuV/m	dB	dBuV	dB	dB/m	dB	cm	deg		
1	11564.20	53.70	54.00	-0.30	40.21	9.61	38.53	34.65	210	66	Average	VERTICAL
2	11569.84	69.45	74.00	-4.55	55.96	9.61	38.53	34.65	210	66	Peak	VERTICAL



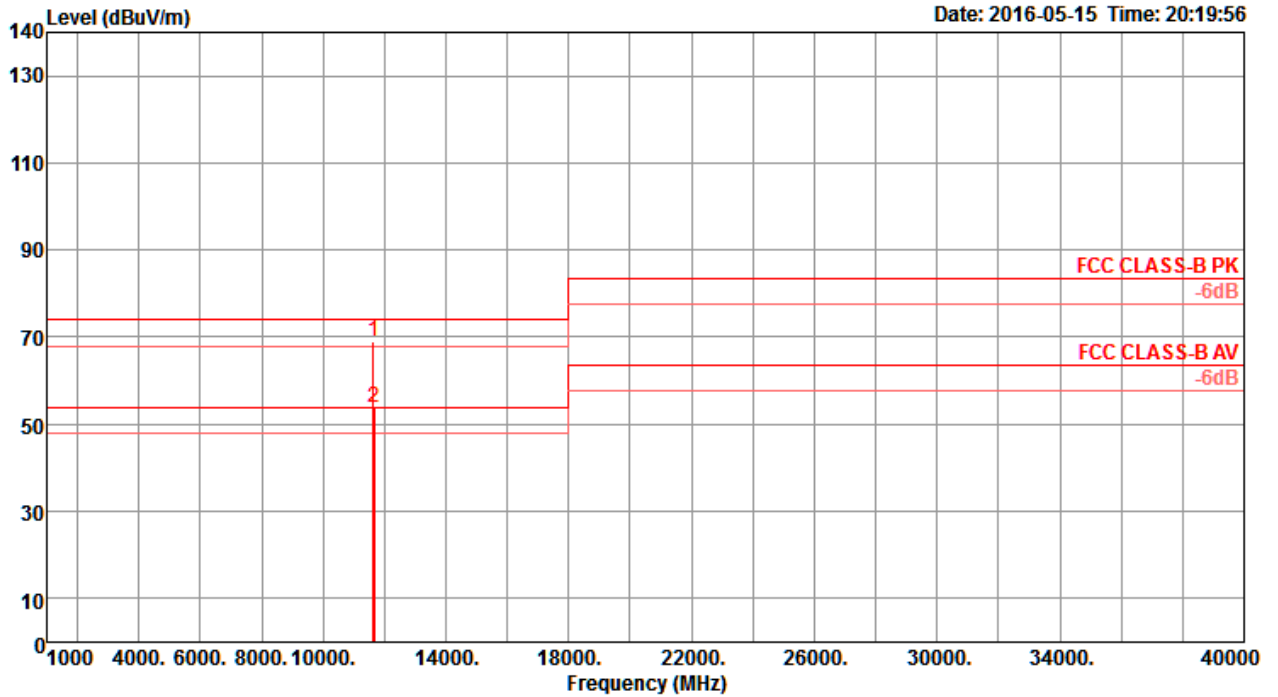
Temperature	22°C	Humidity	56%
Test Engineer	Nyle Chang & Peter Wu & Gary Chu & DK Chang & Eddie Weng & Stim Song & Brain Sun	Configurations	IEEE 802.11ac MCS0/Nss2 VHT20 CH 165 / Chain 1 + Chain 2 + Chain 3 + Chain 4
Test Mode	Mode 4		

Horizontal



	Freq	Level	Limit Line	Over Limit	Read Level	CableAntenna Loss	Preamp Factor	T/Pos	A/Pos	Remark	Pol/Phase
	MHz	dBuV/m	dBuV/m	dB	dBuV	dB	dB/m	deg	cm		
1	11647.37	62.68	74.00	-11.32	49.21	9.60	38.55	34.68	224	195 Peak	HORIZONTAL
2	11647.63	49.30	54.00	-4.70	35.83	9.60	38.55	34.68	224	195 Average	HORIZONTAL

Vertical

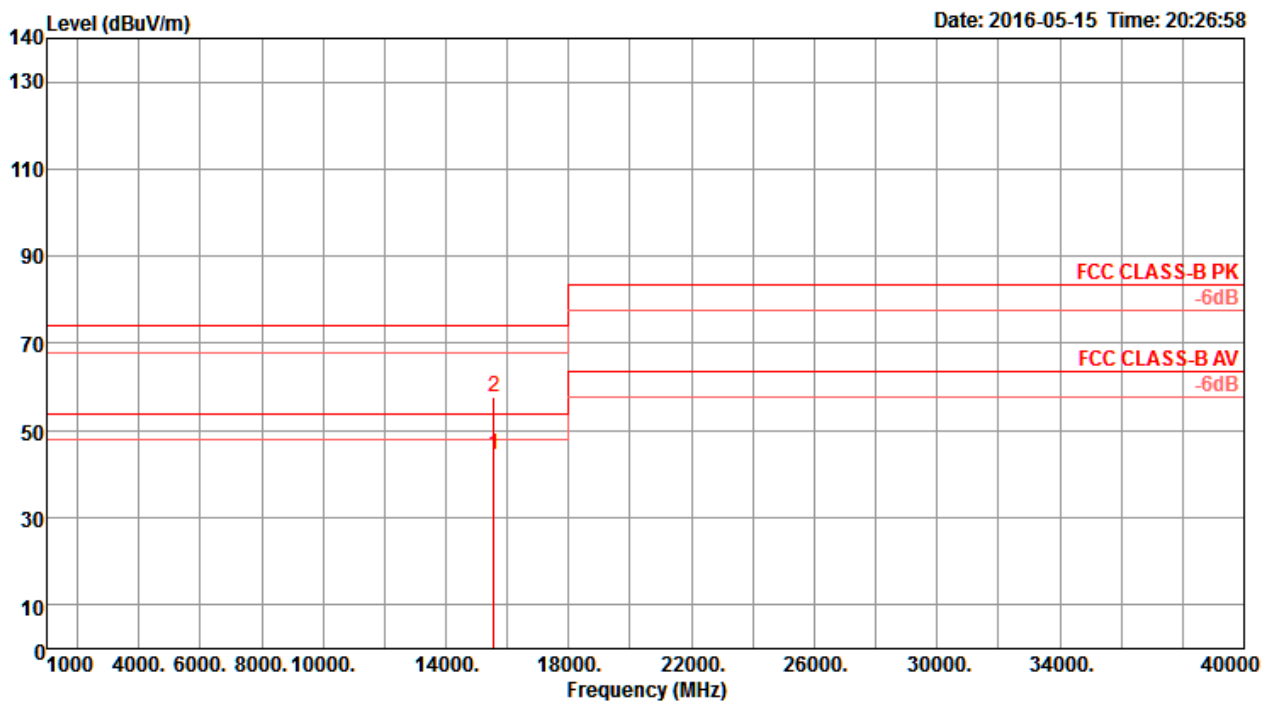


	Freq	Level	Limit	Over	Read	CableAntenna	Preamp	T/Pos	A/Pos	Remark	Pol/Phase	
	MHz	dBuV/m	dBuV/m	dB	dBuV	dB	dB/m	dB	deg	cm		
1	11646.38	68.84	74.00	-5.16	55.37	9.60	38.55	34.68	226	210	Peak	VERTICAL
2	11649.74	53.87	54.00	-0.13	40.40	9.60	38.55	34.68	226	210	Average	VERTICAL



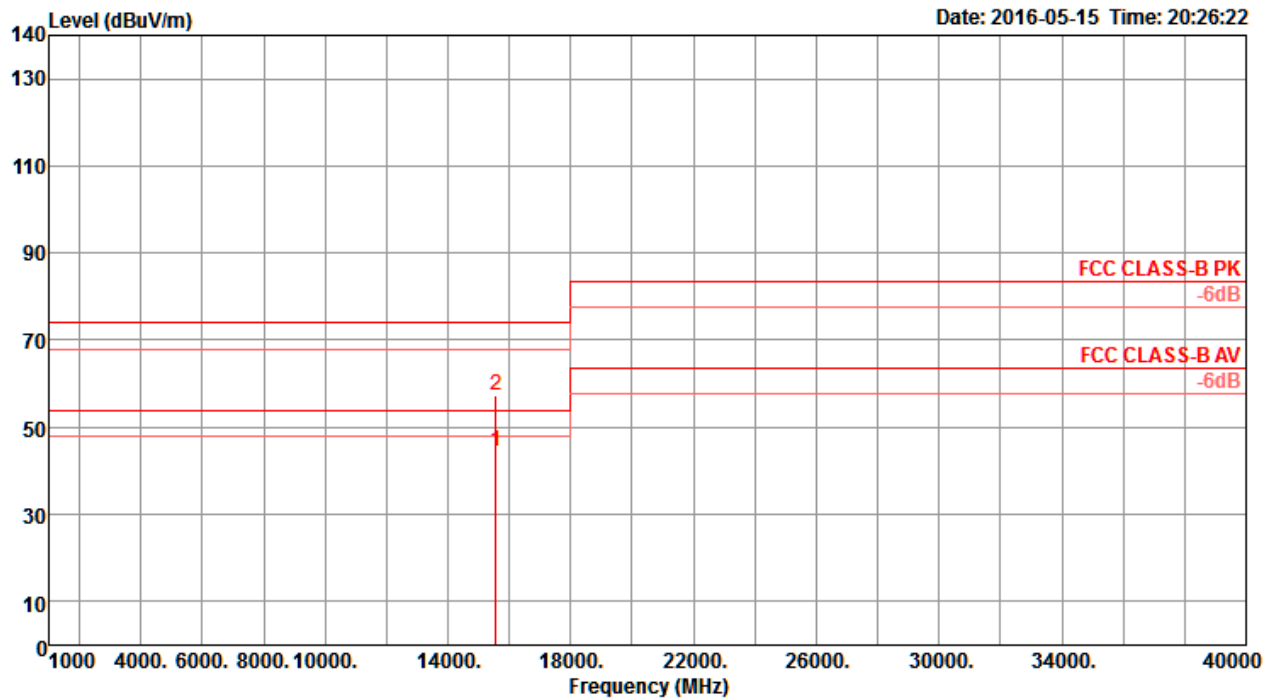
Temperature	22°C	Humidity	56%
Test Engineer	Nyle Chang & Peter Wu & Gary Chu & DK Chang & Eddie Weng & Stim Song & Brain Sun	Configurations	IEEE 802.11ac MCS0/Nss2 VHT40 CH 38 / Chain 1 + Chain 2 + Chain 3 + Chain 4
Test Mode	Mode 4		

Horizontal



	Freq	Level	Limit Line	Over Limit	Read Level	CableAntenna Loss	Preamp Factor	T/Pos	A/Pos	Remark	Pol/Phase
	MHz	dBuV/m	dBuV/m	dB	dBuV	dB	dB/m	deg	cm		
1	15567.21	44.55	54.00	-9.45	29.76	11.24	38.23	4	199	Average	HORIZONTAL
2	15575.22	57.62	74.00	-16.38	42.83	11.24	38.23	4	199	Peak	HORIZONTAL

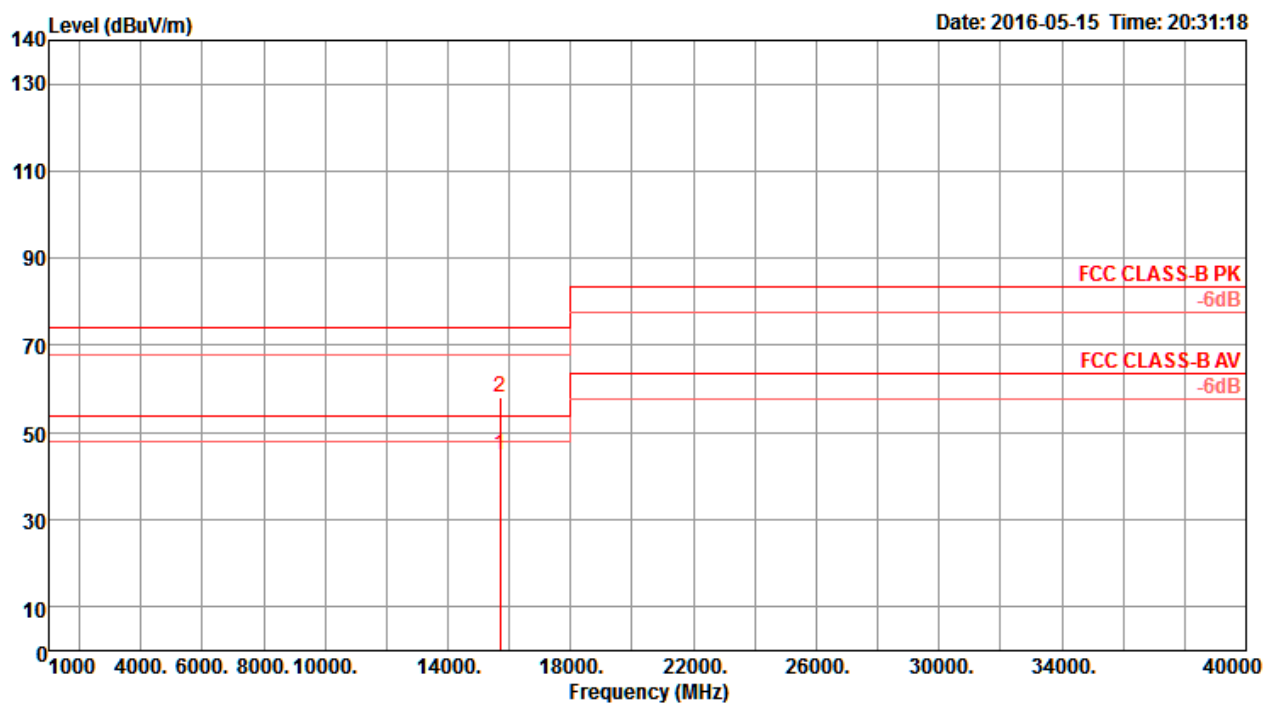
Vertical



	Freq	Level	Limit	Over	Read	CableAntenna	Preamp	T/Pos	A/Pos	Remark	Pol/Phase	
	MHz	dBuV/m	dBuV/m	dB	dBuV	dB	dB/m	dB	deg	cm		
1	15571.83	44.63	54.00	-9.37	29.84	11.24	38.23	34.68	95	214	Average	VERTICAL
2	15575.77	57.33	74.00	-16.67	42.54	11.24	38.23	34.68	95	214	Peak	VERTICAL

Temperature	22°C	Humidity	56%
Test Engineer	Nyle Chang & Peter Wu & Gary Chu & DK Chang & Eddie Weng & Stim Song & Brain Sun	Configurations	IEEE 802.11ac MCS0/Nss2 VHT40 CH 46 / Chain 1 + Chain 2 + Chain 3 + Chain 4
Test Mode	Mode 4		

Horizontal



	Freq	Level	Limit	Over	Read	CableAntenna	Preamp	T/Pos	A/Pos	Remark	Pol/Phase
	MHz	dBuV/m	dBuV/m	dB	dBuV	dB	dB/m	deg	cm		
1	15691.44	44.89	54.00	-9.11	29.97	11.27	38.42	29	200	Average	HORIZONTAL
2	15692.48	58.02	74.00	-15.98	43.10	11.27	38.42	29	200	Peak	HORIZONTAL